



# Entry 1 School Information

Created: 06/25/2016

Last updated: 08/01/2016

Please be advised that you will need to complete this cover page (including signatures) before all of the other tasks assigned to you by your authorizer are visible on your task page. While completing this task, please ensure that you select the correct authorizer or you may not be assigned the correct tasks.

## Page 1

### a. SCHOOL NAME AND BEDS#

(Select name from the drop down menu)

ACADEMY CS (SUNY TRUSTEES) 280201860934

### b. CHARTER AUTHORIZER

(For technical reasons, please re-select authorizer name from the drop down menu).

SUNY-Authorized Charter School

### c. DISTRICT / CSD OF LOCATION

Hempstead

### d1. SCHOOL INFORMATION

	PRIMARY ADDRESS	PHONE NUMBER	FAX NUMBER	EMAIL ADDRESS
	117 N. Franklin St., Hempstead, NY 11550	516-408-2200	516-292-2329	[REDACTED]

### d2. PHONE CONTACT NUMBER FOR AFTER HOURS EMERGENCIES

Contact Name	Nicholas Stapleton
Title	Chief Education Officer

Emergency Phone Number (###-###-####)



**e. SCHOOL WEB ADDRESS (URL)**

[www.academycharterschool.org](http://www.academycharterschool.org)

**f. DATE OF INITIAL CHARTER**

02/2009

**g. DATE FIRST OPENED FOR INSTRUCTION**

09/2009

**i. TOTAL ENROLLMENT ON JUNE 30, 2016**

787

**j. GRADES SERVED IN SCHOOL YEAR 2015-16**

Check all that apply

Grades Served

K, 1, 2, 3, 4, 5, 6, 7, 8

**k1. DOES THE SCHOOL CONTRACT WITH A CHARTER OR EDUCATIONAL MANAGEMENT ORGANIZATION?**

No

Page 2

**l1. FACILITIES**

Does the school maintain or operate multiple sites?

Yes, 2 sites

## 12. SCHOOL SITES

Please list the sites where the school will operate for the upcoming school year.

	Physical Address	Phone Number	District/CSD	Grades Served at Site	School at Full Capacity at Site	Facilities Agreement
Site 1 (same as primary site)	159 N. Franklin St., Hempstead NY 11550	516-408-2200	HEMPSTEAD UFSD	k-4	Yes	Own
Site 2	117 N. Franklin St., Hempstead, NY 11550	516-408-2200	HEMPSTEAD UFSD	5-8	Yes	Own
Site 3						

### 12a. Please provide the contact information for Site 1.

	Name	Work Phone	Alternate Phone	Email Address
School Leader				
Operational Leader				
Compliance Contact				
Complaint Contact				

### 13. Please provide the contact information for Site 2.

	Name	Work Phone	Alternate Phone	Email Address
School Leader	Dr. Nicholas Stapleton	[REDACTED]		[REDACTED]
Operational Leader	Donna M. Douglas	[REDACTED]		[REDACTED]
Compliance Contact	Donna M. Douglas	[REDACTED]		[REDACTED]
Complaint Contact	Wayne Haughton	[REDACTED]		[REDACTED]

Page 3

**n1. Were there any revisions to the school's charter during the 2015-16 school year? (Please include approved or pending material and non-material charter revisions).**

Yes

**n2. Summary of Charter Revisions**

	Category (Select Best Description)	Specific Revision (150 word limit)	Date Approved by BOT (if applicable)	Date Approved by Authorizer (if applicable)
1	Change in Grade Level Configuration	The school will expand to serve grades 9-11. This expansion will be in September 2016, when a 9th grade will be phased into the school's current grade configuration.		
2				
3				
4				
5				

**o. Name and Position of Individual(s) Who Completed the 2015-16 Annual Report.**

Dr. Nicholas Stapleton, Chief Education Officer


**p. Our signatures below attest that all of the information contained herein is truthful and accurate and that this charter school is in compliance with all aspects of its charter, and with all pertinent Federal, State, and local laws, regulations, and rules. We understand that if any information in any part of this**

report is found to have been deliberately misrepresented, that will constitute grounds for the revocation of our charter. Check **YES** if you agree and then use the mouse on your PC or the stylist on your mobile device to sign your name).

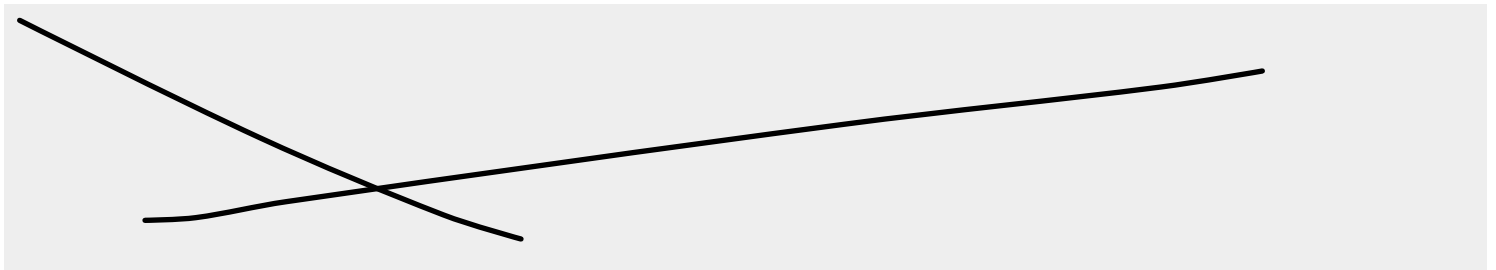
Responses Selected:

Yes

**Signature, Head of Charter School**

A handwritten signature in black ink on a light gray background. The signature is a single, continuous, fluid line that starts with a small dot, curves down and left, then curves up and right, and finally tapers off to the right.

**Signature, President of the Board of Trustees**

A handwritten signature in black ink on a light gray background. The signature consists of two distinct strokes: a long, slightly downward-sloping line that starts high on the left and ends lower on the right, and a second, shorter line that starts lower on the left and slopes upward to the right, crossing the first line.

**Date**

2016/08/01

**Thank you.**



# Entry 2 Link

Last updated: 07/26/2016

---

## Page 1

### **1. NEW YORK STATE REPORT CARD**

**Provide a direct URL or web link to the most recent New York State School Report Card for the charter school (See <https://reportcards.nysed.gov/>).**

(Charter schools completing year one will not yet have a School Report Card or link to one. Please type "URL is not available" in the space provided).

<https://data.nysed.gov/profile.php?instid=800000063985>



# Entry 4 Expenditures per Child

Created: 07/07/2016

Last updated: 07/26/2016

## Page 1

### Financial Information

This information is required of ALL charter schools. Provide the following measures of fiscal performance of the charter school in Appendix B (Total Expenditures and Administrative Expenditures Per Child):

### 1. Total Expenditures Per Child

To calculate **'Total Expenditures per Child'** take total expenditures (from the unaudited 2015-16 Schedule of Functional Expenses) and divide by the year end FTE student enrollment. (Integers Only. No dollar signs or commas).

**Note:** *The information on the Schedule of Functional Expenses on pages 41-43 of the Audit Guide can help schools locate the amounts to use in the two per pupil calculations:* <http://www.p12.nysed.gov/psc/AuditGuide.html>

Line 1: Total Expenditures	13816216
Line 2: Year End FTE student enrollment	667
Line 3: Divide Line 1 by Line 2	20714

### 2. Administrative Expenditures per Child

To calculate **'Administrative Expenditures per Child'** To calculate "Administrative Expenditures per Child" first *add* together the following:

1. Take the relevant portion from the 'personnel services cost' row and the 'management and general' column (from the unaudited 2015-16 Schedule of Functional Expenses)
2. Any contracted administrative/management fee paid to other organizations or corporations
3. Take the total from above and divide it by the year-end FTE enrollment. The relevant portion that

must be included in this calculation is defined as follows:

**Administrative Expenditures:** Administration and management of the charter school includes the activities and personnel of the offices of the chief school officer, the finance or business offices, school operations personnel, data management and reporting, human resources, technology, etc. It also includes those administrative and management services provided by other organizations or corporations on behalf of the charter school for which the charter school pays a fee or other compensation. Do not include the FTE of personnel whose role is to directly support the instructional program.

**Notes:**

***The information on the Schedule of Functional Expenses on pages 41-43 of the Audit Guide can help schools locate the amounts to use in the two per pupil calculations:***

***<http://www.p12.nysed.gov/psc/AuditGuide.html>.***

**Employee benefit costs or expenditures should not be reported in the above calculations.**

Line 1: Relevant Personnel Services Cost (Row)	1410808
Line 2: Management and General Cost (Column)	385300
Line 3: Sum of Line 1 and Line 2	1796108
Line 5: Divide Line 3 by the Year End FTE student enrollment	2693

***Thank you.***





**GENERAL INSTRUCTIONS FOR ANNUAL BUDGET/QUARTERLY REPORT**

**TEMPLATE TABS**




**1- GRAY tab contains the Instructions**

<a href="#">Instructions</a>	Provides description of tabs and input requirements.
------------------------------	--

**2- BLUE tabs require input of information**

<a href="#">1.) Name of School</a>	Enter school name, contact information and academic year for the yearly budget and quarterly reports.
<a href="#">2.) Enrollment</a>	Enter enrollment information on this tab. Use for inputting BOTH Annual Budget (& Revisions) and Quarterly Actuals. Includes: >Enrollment by Grade >Enrollment by District
<a href="#">3.) Staffing Plan</a>	Enter staffing plan information on this tab. Use for inputting BOTH Annual Budget (& Revisions) and Quarterly Actuals. Includes: >Full Time Equivalent (FTE), by Position Category, By Quarter >Average Wage, by Position Category, By Quarter
<a href="#">4.) Yearly Budget</a>	Enter data in light blue cells. >Enrollment data and Per Pupil Revenue for the current year are populated based upon input on tab "2.) Enrollment." >Avg FTE and Personnel Costs for current year are populated based upon input on tab "3.) Staffing Plan." >"Pior Year" column may be completed based upon preliminary data, and adjusted with Annual Audited data when the Quarter 2 Actuals are being submitted. >Budget Revisions, as necessary and approved by the school's Board of Directors, should be submitted when submitting Quarterly Actuals.
<a href="#">5.) Balance Sheet</a>	Enter data in light blue cells. >"Pior Year" column may be completed based upon preliminary data, and adjusted with Annual Audited data when the Quarter 2 Actuals are being submitted.
<a href="#">6.) Quarterly Report</a>	Enter data in light blue cells. >Enrollment data and Per Pupil Revenue for the current year are populated based upon input on tab "2.) Enrollment." >Avg FTE and Personnel Costs for current year are populated based upon input on tab "3.) Staffing Plan."
<a href="#">7.) Annual Report Requirement</a>	Complete when submitting Actual Quarter 4.

**CELL COLORS & GUIDANCE COMMENTS**

-  = Enter information into the light BLUE shaded cells.
-  = Cells labeled in ORANGE containe guidance regarding the input of information.
-  = Cells containing RED triangles in the upper right corner contain "guidance comments" on that particular line item. Please "mouse-over" the triangle to reveal each comment.

**Charter Funding Alphabetical By NYS School District**  
**\* (Sum of Charter School Basic Tuition and Supplemental Basic Tuition)**

<b>District Code</b>	<b>School District Name</b>	<b>Final 2014-15 Basic Tuition*</b>	<b>Final 2015-16 Basic Tuition*</b>
----------------------	-----------------------------	-------------------------------------	-------------------------------------



**Charter Schools Institute**  
The State University of New York

## **ANNUAL BUDGET & QUARTERLY REPORT TEMPLATE**

### **The Academy Charter School**

Contact Name: Paul Augello  
Contact Title: Financial Consultant  
Contact Email: [REDACTED]  
Contact Phone: [REDACTED]

Current Academic Year: 2014-15

Prior Academic Year: #NAME?

ENROLLMENT BY GRADES								
GRADES	K	1	2	3	4	5	6	7
INITIAL BUDGETED ENROLLMENT	107.892	107.892	107.892	80.919	80.919	80.919	80.919	80.919
TOTAL ENROLLMENT = 782								

ENROLLMENT BY DISTRICT

	PRIOR YEAR ACTUAL	ANNUAL BUDGET TOTAL DISTRICTS/ENROLLMENT BY QUARTER						
		QUARTER 1		QUARTER 2		QUARTER 3		QUAR
		Original	Revised	Original	Revised	Original	Revised	Original
NUMBER OF SCHOOL DISTRICTS ENROLLED:	0	22	0	22	0	22	0	22
NUMBER OF STUDENTS ENROLLED:	0	782	0	782	0	782	0	782

NOTE:  
IF there are NO Annual Budget revisions leave "Revised Budgeted Enrollment" Column(s) COME BLANK.  
IF "Revised Budgeted Enrollment" column is utilized, all cells in the entire column should be com

PRIMARY/OTHER	DISTRICT NAME(S)	PRIOR YEAR #NAME?  Actual Enrollment	ANNUAL BUDGET ENROLLMENT BY QUARTER						
			QUARTER 1		QUARTER 2		QUARTER 3		QUAR
			Original Budgeted Enrollment	Revised Budgeted Enrollment	Original Budgeted Enrollment	Revised Budgeted Enrollment	Original Budgeted Enrollment	Revised Budgeted Enrollment	Original Budgeted Enrollment
1	PRIMARY District HEMPSTEAD UFSD		511.606		511.606		511.606	511.606	
2	SECONDARY District AMITYVILLE UFSD		9.337		9.337		9.337	9.337	
3	Other District 3 BALDWIN UFSD		8.17		8.17		8.17	8.17	
4	Other District 4 ELMONT UFSD		5.835		5.835		5.835	5.835	
5	Other District 5 FREEPORT UFSD		10.008		10.008		10.008	10.008	
6	Other District 6 GLEN COVE CITY SD		5.835		5.835		5.835	5.835	
7	Other District 7 SOUTH HUNTINGTON UFSD		1.167		1.167		1.167	1.167	
8	Other District 8 LAWRENCE UFSD		4.668		4.668		4.668	4.668	
9	Other District 9 LONG BEACH CITY SD		2.334		2.334		2.334	2.334	
10	Other District 10 MALVERNE UFSD		11.671		11.671		11.671	11.671	
11	Other District 11 NYC CHANCELLOR'S OFFICE		24.422		24.422		24.422	24.422	
12	Other District 12 NORTH BELLMORE UFSD		2.334		2.334		2.334	2.334	
13	Other District 13 OCEANSIDE UFSD		1.167		1.167		1.167	1.167	
14	Other District 14 ROOSEVELT UFSD		33.089		33.089		33.089	33.089	
15	Other District 15 SEWANHAKA CENTRAL HS DISTRICT		2.188		2.188		2.188	2.188	
16	Other District 16 SOUTH COUNTRY CSD		2.334		2.334		2.334	2.334	
17	Other District 17 UNIONDALE UFSD		127.162		127.162		127.162	127.162	
18	Other District 18 VALLEY STREAM 30 UFSD		1.167		1.167		1.167	1.167	
19	Other District 19 VALLEY STREAM CENTRAL HS DISTRICT		1.167		1.167		1.167	1.167	
20	Other District 20 WEST HEMPSTEAD UFSD		8.17		8.17		8.17	8.17	
21	Other District 21 WESTBURY UFSD		4.668		4.668		4.668	4.668	
22	Other District 22 WYANDANCH UFSD		3.501		3.501		3.501	3.501	
23	Other District 23 (Select from drop-down list)								
	Other District 24 (Select from drop-down list)								
	Other District 25 (Select from drop-down list)								
	Other District 26 (Select from drop-down list)								
	Other District 27 (Select from drop-down list)								
	Other District 28 (Select from drop-down list)								
	Other District 29 (Select from drop-down list)								
	Other District 30 (Select from drop-down list)								
	Other District 31 (Select from drop-down list)								
	Other District 32 (Select from drop-down list)								
	Other District 33 (Select from drop-down list)								
	Other District 34 (Select from drop-down list)								
	Other District 35 (Select from drop-down list)								
	Other District 36 (Select from drop-down list)								
	Other District 37 (Select from drop-down list)								
	Other District 38 (Select from drop-down list)								
	Other District 39 (Select from drop-down list)								
	Other District 40 (Select from drop-down list)								
	Other District 41 (Select from drop-down list)								
	Other District 42 (Select from drop-down list)								
	Other District 43 (Select from drop-down list)								
	Other District 44 (Select from drop-down list)								
	Other District 45 (Select from drop-down list)								
	Other District 46 (Select from drop-down list)								
	Other District 47 (Select from drop-down list)								
	Other District 48 (Select from drop-down list)								
	Other District 49 (Select from drop-down list)								
	Other District 50 (Select from drop-down list)								



**THE ACADEMY CHARTER SCHO  
2014-15**

**STAFFING PLAN - FULL TIME EQUIVALE**

**\*NOTE:** If there are NO budget revisions at the time of quarterly submittal leave the 'REVISED' Column(s) COMPLETE IF the Revised Budget column IS utilized, the ENTIRE column should be completed for both the FTE and WAGES se

<b>ADMINISTRATIVE PERSONNEL FTE</b>		<b>ANNUAL BUDGETED FTE</b>						
<b>*NOTE: Enter the number of FTE positions in the "blue" cells.</b>		<b>Q1</b>		<b>Q2</b>		<b>Q3</b>		<b>Q</b>
<b>2014-15</b>	<b>ACTUAL</b>	<b>Original</b>	<b>Revised</b>	<b>Original</b>	<b>Revised</b>	<b>Original</b>	<b>Revised</b>	<b>Original</b>
Executive Management		1.0		1.0		1.0		1.0
Instructional Management		1.0		1.0		1.0		1.0
Deans, Directors & Coordinators		10.0		10.0		10.0		10.0
CFO / Director of Finance								
Operation / Business Manager		3.0		3.0		3.0		3.0
Administrative Staff		10.0		10.0		10.0		10.0
<b>TOTAL ADMINISTRATIVE STAFF</b>	<b>0.0</b>	<b>25.0</b>	<b>0.0</b>	<b>25.0</b>	<b>0.0</b>	<b>25.0</b>	<b>0.0</b>	<b>25.0</b>
<b>INSTRUCTIONAL PERSONNEL FTE</b>		<b>ANNUAL BUDGETED FTE</b>						
<b>*NOTE: Enter the number of FTE positions in the "blue" cells.</b>		<b>Q1</b>		<b>Q2</b>		<b>Q3</b>		<b>Q</b>
<b>2014-15</b>	<b>ACTUAL</b>	<b>Original</b>	<b>Revised</b>	<b>Original</b>	<b>Revised</b>	<b>Original</b>	<b>Revised</b>	<b>Original</b>
Teachers - Regular		33.0		33.0		33.0		33.0
Teachers - SPED		8.0		8.0		8.0		8.0
Substitute Teachers								
Teaching Assistants		25.0		25.0		25.0		25.0
Specialty Teachers		15.0		15.0		15.0		15.0
Aides		2.0		2.0		2.0		2.0
Therapists & Counselors		2.0		2.0		2.0		2.0
Other		1.0		1.0		1.0		1.0
<b>TOTAL INSTRUCTIONAL</b>	<b>0.0</b>	<b>86.0</b>	<b>0.0</b>	<b>86.0</b>	<b>0.0</b>	<b>86.0</b>	<b>0.0</b>	<b>86.0</b>
<b>NON-INSTRUCTIONAL PERSONNEL FTE</b>		<b>ANNUAL BUDGETED FTE</b>						
<b>*NOTE: Enter the number of FTE positions in the "blue" cells.</b>		<b>Q1</b>		<b>Q2</b>		<b>Q3</b>		<b>Q</b>
<b>2014-15</b>	<b>ACTUAL</b>	<b>Original</b>	<b>Revised</b>	<b>Original</b>	<b>Revised</b>	<b>Original</b>	<b>Revised</b>	<b>Original</b>
Nurse								
Librarian								
Custodian		9.0		9.0		9.0		9.0
Security		8.0		8.0		8.0		8.0
Other		4.0		4.0		4.0		4.0
<b>TOTAL NON-INSTRUCTIONAL</b>	<b>0.0</b>	<b>21.0</b>	<b>0.0</b>	<b>21.0</b>	<b>0.0</b>	<b>21.0</b>	<b>0.0</b>	<b>21.0</b>
<b>TOTAL PERSONNEL SERVICE FTE</b>	<b>0.0</b>	<b>132.0</b>	<b>0.0</b>	<b>132.0</b>	<b>0.0</b>	<b>132.0</b>	<b>0.0</b>	<b>132.0</b>

STAFFING PLAN - WAGES

ADMINISTRATIVE PERSONNEL WAGES		ANNUAL BUDGETED WAGES								
<i>*NOTE: Enter the average salary for each category in the "blue" cells.</i>		2014-15		Q1		Q2		Q3		Q4
ACTUAL		Original	Revised	Original	Revised	Original	Revised	Original	Revised	Original
Executive Management		159538		159538		159538		159538		159538
Instructional Management		131127		131127		131127		131127		131127
Deans, Directors & Coordinators		86848.7		86848.7		86848.7		86848.7		86848.7
CFO / Director of Finance										
Operation / Business Manager		95692.3333333		95692.3333333		95692.3333333		95692.3333333		95692.3333333
Administrative Staff		49727.6		49727.6		49727.6		49727.6		49727.6
INSTRUCTIONAL PERSONNEL WAGES		ANNUAL BUDGETED WAGES								
<i>*NOTE: Enter the average salary for each category in the "blue" cells.</i>		2014-15		Q1		Q2		Q3		Q4
ACTUAL		Original	Revised	Original	Revised	Original	Revised	Original	Revised	Original
Teachers - Regular		66790.2121212		66790.2121212		66790.2121212		66790.2121212		66790.2121212
Teachers - SPED		53466.125		53466.125		53466.125		53466.125		53466.125
Substitute Teachers										
Teaching Assistants		36948.96		36948.96		36948.96		36948.96		36948.96
Specialty Teachers		56351.6		56351.6		56351.6		56351.6		56351.6
Aides		30862		30862		30862		30862		30862
Therapists & Counselors		74057		74057		74057		74057		74057
Other		193475		193475		193475		193475		193475
NON-INSTRUCTIONAL PERSONNEL WAGES		ANNUAL BUDGETED WAGES								
<i>*NOTE: Enter the average salary for each category in the "blue" cells.</i>		2014-15		Q1		Q2		Q3		Q4
ACTUAL		Original	Revised	Original	Revised	Original	Revised	Original	Revised	Original
Nurse										
Librarian										
Custodian		33407.4444444		33407.4444444		33407.4444444		33407.4444444		33407.4444444
Security		38740.625		38740.625		38740.625		38740.625		38740.625
Other		44315.25		44315.25		44315.25		44315.25		44315.25





ADMINISTRATIVE PERSONNEL WAGES		ACTUAL QUARTERLY WAGES				Description of Assumptions
<i>*NOTE: Enter the average salary for each category in the "blue" cells.</i>	4	Q1	Q2	Q3	Q4	
	Revised	Actual	Actual	Actual	Actual	
Executive Management						
Instructional Management						
Deans, Directors & Coordinators						
CFO / Director of Finance						
Operation / Business Manager						
Administrative Staff						
INSTRUCTIONAL PERSONNEL WAGES		ACTUAL QUARTERLY WAGES				Description of Assumptions
<i>*NOTE: Enter the average salary for each category in the "blue" cells.</i>	4	Q1	Q2	Q3	Q4	
	Revised	Actual	Actual	Actual	Actual	
Teachers - Regular						
Teachers - SPED						
Substitute Teachers						
Teaching Assistants						
Specialty Teachers						
Aides						
Therapists & Counselors						
Other						
NON-INSTRUCTIONAL PERSONNEL WAGES		ACTUAL QUARTERLY WAGES				Description of Assumptions
<i>*NOTE: Enter the average salary for each category in the "blue" cells.</i>	4	Q1	Q2	Q3	Q4	
	Revised	Actual	Actual	Actual	Actual	
Nurse						
Librarian						
Custodian						
Security						
Other						



**THE ACADEMY CHARTER SCHOOL  
Budget / Operating Plan  
2014-15**

		-	#NAME?	#NAME?	#NAME?	#NAME?	#NAME?	#NAME?	#NAME?
<b>Total Revenue</b>		-	#NAME?	#NAME?	#NAME?	#NAME?	#NAME?	#NAME?	#NAME?
<b>Total Expenses</b>		-	3,637,666	#NAME?	#NAME?	3,774,239	#NAME?	#NAME?	3,774,239
<b>Net Income</b>		-	#NAME?	#NAME?	#NAME?	#NAME?	#NAME?	#NAME?	#NAME?
<b>Actual Student Enrollment</b>		-	782	-	-	782	-	-	782
		Prior Year Actual	1st Quarter - 7/1 - 9/30			2nd Quarter - 10/1 - 12/31			3rd Q
		#NAME?	Original Budget	Revised Budget	Variance	Original Budget	Revised Budget	Variance	Original Budget
<b>EXPENSES</b>									
<b>ADMINISTRATIVE STAFF PERSONNEL COSTS</b>		Avg. No. of Positions							
Executive Management	1.00	-	39,885	-	#NAME?	39,885	-	#NAME?	39,885
Instructional Management	1.00	-	32,782	-	#NAME?	32,782	-	#NAME?	32,782
Deans, Directors & Coordinators	10.00	-	217,122	-	#NAME?	217,122	-	#NAME?	217,122
CFO / Director of Finance	-	-	-	-	#NAME?	-	-	#NAME?	-
Operation / Business Manager	3.00	-	71,769	-	#NAME?	71,769	-	#NAME?	71,769
Administrative Staff	10.00	-	124,319	-	#NAME?	124,319	-	#NAME?	124,319
<b>TOTAL ADMINISTRATIVE STAFF</b>	<b>25.00</b>	-	<b>485,876</b>	-	<b>#NAME?</b>	<b>485,876</b>	-	<b>#NAME?</b>	<b>485,876</b>
<b>INSTRUCTIONAL PERSONNEL COSTS</b>									
Teachers - Regular	33.00	-	551,019	-	#NAME?	551,019	-	#NAME?	551,019
Teachers - SPED	8.00	-	106,932	-	#NAME?	106,932	-	#NAME?	106,932
Substitute Teachers	-	-	-	-	#NAME?	-	-	#NAME?	-
Teaching Assistants	25.00	-	230,931	-	#NAME?	230,931	-	#NAME?	230,931
Specialty Teachers	15.00	-	211,319	-	#NAME?	211,319	-	#NAME?	211,319
Aides	2.00	-	15,431	-	#NAME?	15,431	-	#NAME?	15,431
Therapists & Counselors	2.00	-	37,029	-	#NAME?	37,029	-	#NAME?	37,029
Other	1.00	-	48,369	-	#NAME?	48,369	-	#NAME?	48,369
<b>TOTAL INSTRUCTIONAL</b>	<b>86.00</b>	-	<b>1,201,029</b>	-	<b>#NAME?</b>	<b>1,201,029</b>	-	<b>#NAME?</b>	<b>1,201,029</b>
<b>NON-INSTRUCTIONAL PERSONNEL COSTS</b>									
Nurse	-	-	-	-	#NAME?	-	-	#NAME?	-
Librarian	-	-	-	-	#NAME?	-	-	#NAME?	-
Custodian	9.00	-	75,167	-	#NAME?	75,167	-	#NAME?	75,167
Security	8.00	-	77,481	-	#NAME?	77,481	-	#NAME?	77,481
Other	4.00	-	44,315	-	#NAME?	44,315	-	#NAME?	44,315
<b>TOTAL NON-INSTRUCTIONAL</b>	<b>21.00</b>	-	<b>196,963</b>	-	<b>#NAME?</b>	<b>196,963</b>	-	<b>#NAME?</b>	<b>196,963</b>
<b>SUBTOTAL PERSONNEL SERVICE COSTS</b>	<b>132.00</b>	-	<b>1,883,869</b>	-	<b>#NAME?</b>	<b>1,883,869</b>	-	<b>#NAME?</b>	<b>1,883,869</b>
<b>PAYROLL TAXES AND BENEFITS</b>									
Payroll Taxes	-	-	169,548	-	#NAME?	169,548	-	#NAME?	169,548
Fringe / Employee Benefits	-	-	285,032	-	#NAME?	285,032	-	#NAME?	285,032
Retirement / Pension	-	-	41,445	-	#NAME?	41,445	-	#NAME?	41,445
<b>TOTAL PAYROLL TAXES AND BENEFITS</b>	<b>-</b>	-	<b>496,026</b>	-	<b>#NAME?</b>	<b>496,026</b>	-	<b>#NAME?</b>	<b>496,026</b>
<b>TOTAL PERSONNEL SERVICE COSTS</b>	<b>132.00</b>	-	<b>2,379,894</b>	-	<b>#NAME?</b>	<b>2,379,894</b>	-	<b>#NAME?</b>	<b>2,379,894</b>
<b>CONTRACTED SERVICES</b>									
Accounting / Audit	-	-	-	-	#NAME?	-	-	#NAME?	-
Legal	-	-	3,750	-	#NAME?	3,750	-	#NAME?	3,750
Management Company Fee	-	-	-	-	#NAME?	-	-	#NAME?	-
Nurse Services	-	-	3,000	-	#NAME?	9,000	-	#NAME?	9,000
Food Service / School Lunch	-	-	29,987	-	#NAME?	89,960	-	#NAME?	89,960
Payroll Services	-	-	10,000	-	#NAME?	10,000	-	#NAME?	10,000
Special Ed Services	-	-	-	-	#NAME?	-	-	#NAME?	-
Titlement Services (i.e. Title I)	-	-	-	-	#NAME?	-	-	#NAME?	-
Other Purchased / Professional / Consulting	-	-	186,989	-	#NAME?	186,989	-	#NAME?	186,989
<b>TOTAL CONTRACTED SERVICES</b>	<b>-</b>	-	<b>233,726</b>	-	<b>#NAME?</b>	<b>299,699</b>	-	<b>#NAME?</b>	<b>299,699</b>



**THE ACADEMY CHARTER SCHOOL  
Budget / Operating Plan  
2014-15**

Total Revenue	-	#NAME?	#NAME?	#NAME?	#NAME?	#NAME?	#NAME?	#NAME?
Total Expenses	-	3,637,666	#NAME?	#NAME?	3,774,239	#NAME?	#NAME?	3,774,239
Net Income	-	#NAME?	#NAME?	#NAME?	#NAME?	#NAME?	#NAME?	#NAME?
Actual Student Enrollment	-	782	-	-	782	-	-	782
	Prior Year Actual	1st Quarter - 7/1 - 9/30			2nd Quarter - 10/1 - 12/31			3rd Q
	#NAME?	Original Budget	Revised Budget	Variance	Original Budget	Revised Budget	Variance	Original Budget
<b>ENROLLMENT - *School Districts Are Linked To Above Entries*</b>								
<b>Number of Districts:</b>	-	22	-	-	22	-	-	22
HEMPSTEAD UFSD	-	512	-	-	512	-	-	512
AMITYVILLE UFSD	-	9	-	-	9	-	-	9
BALDWIN UFSD	-	8	-	-	8	-	-	8
ELMONT UFSD	-	6	-	-	6	-	-	6
FREEPORT UFSD	-	10	-	-	10	-	-	10
GLEN COVE CITY SD	-	6	-	-	6	-	-	6
SOUTH HUNTINGTON UFSD	-	1	-	-	1	-	-	1
LAWRENCE UFSD	-	5	-	-	5	-	-	5
LONG BEACH CITY SD	-	2	-	-	2	-	-	2
MALVERNE UFSD	-	12	-	-	12	-	-	12
NYC CHANCELLOR'S OFFICE	-	24	-	-	24	-	-	24
NORTH BELLMORE UFSD	-	2	-	-	2	-	-	2
OCEANSIDE UFSD	-	1	-	-	1	-	-	1
ROOSEVELT UFSD	-	33	-	-	33	-	-	33
SEWANHAKA CENTRAL HS DISTRICT	-	2	-	-	2	-	-	2
ALL OTHER School Districts: ( Weighted Avg )	-	148	-	-	148	-	-	148
<b>TOTAL ENROLLMENT</b>	-	<b>782</b>	-	-	<b>782</b>	-	-	<b>782</b>
<b>REVENUE PER PUPIL</b>	-	#NAME?	-	#NAME?	#NAME?	-	#NAME?	#NAME?
<b>EXPENSES PER PUPIL</b>	-	4,652	-	#NAME?	4,826	-	#NAME?	4,826

Total Revenue	#NAME?	#NAME?	#NAME?	#NAME?	#NAME?
Total Expenses	#NAME?	#NAME?	3,796,239	#NAME?	#NAME?
Net Income	#NAME?	#NAME?	#NAME?	#NAME?	#NAME?
Actual Student Enrollment	-	-	782	-	-
	Quarter - 1/1 - 3/31		4th Quarter - 4/1 - 6/30		
	Revised Budget	Variance	Original Budget	Revised Budget	Variance
<b>REVENUE</b>	SED' Column(s) COMPLETELY BLANK. <b>ST be completed.</b>				
<b>REVENUES FROM STATE SOURCES</b>	2015-16				
Per Pupil Revenue	Per Pupil Rate				
HEMPSTEAD UFSD	#NAME?	#NAME?	#NAME?	#NAME?	#NAME?
AMITYVILLE UFSD	#NAME?	#NAME?	#NAME?	#NAME?	#NAME?
BALDWIN UFSD	#NAME?	#NAME?	#NAME?	#NAME?	#NAME?
ELMONT UFSD	#NAME?	#NAME?	#NAME?	#NAME?	#NAME?
FREEPOR UFSD	#NAME?	#NAME?	#NAME?	#NAME?	#NAME?
GLEN COVE CITY SD	#NAME?	#NAME?	#NAME?	#NAME?	#NAME?
SOUTH HUNTINGTON UFSD	#NAME?	#NAME?	#NAME?	#NAME?	#NAME?
LAWRENCE UFSD	#NAME?	#NAME?	#NAME?	#NAME?	#NAME?
LONG BEACH CITY SD	#NAME?	#NAME?	#NAME?	#NAME?	#NAME?
MALVERNE UFSD	#NAME?	#NAME?	#NAME?	#NAME?	#NAME?
NYC CHANCELLOR'S OFFICE	#NAME?	#NAME?	#NAME?	#NAME?	#NAME?
NORTH BELLMORE UFSD	#NAME?	#NAME?	#NAME?	#NAME?	#NAME?
OCEANSIDE UFSD	#NAME?	#NAME?	#NAME?	#NAME?	#NAME?
ROOSEVELT UFSD	#NAME?	#NAME?	#NAME?	#NAME?	#NAME?
SEWANHAKA CENTRAL HS DISTRICT	#NAME?	#NAME?	#NAME?	#NAME?	#NAME?
ALL OTHER School Districts: ( Weighted Avg )	#NAME?	#NAME?	#NAME?	#NAME?	#NAME?
TOTAL Per Pupil Revenue (Weighted Average Per Pupil Funding)	#NAME?	#NAME?	#NAME?	#NAME?	#NAME?
Special Education Revenue	-	#NAME?	2,500	-	#NAME?
Grants					
Stimulus	-	#NAME?	-	-	#NAME?
DYCD (Department of Youth and Community Development)	-	#NAME?	-	-	#NAME?
Other	-	#NAME?	-	-	#NAME?
Other	-	#NAME?	-	-	#NAME?
<b>TOTAL REVENUE FROM STATE SOURCES</b>	#NAME?	#NAME?	#NAME?	#NAME?	#NAME?
<b>REVENUE FROM FEDERAL FUNDING</b>					
IDEA Special Needs	-	#NAME?	-	-	#NAME?
Title I	-	#NAME?	59,867	-	#NAME?
Title Funding - Other	-	#NAME?	5,147	-	#NAME?
School Food Service (Free Lunch)	-	#NAME?	127,301	-	#NAME?
Grants					
Charter School Program (CSP) Planning & Implementation	-	#NAME?	-	-	#NAME?
Other	-	#NAME?	-	-	#NAME?
Other	-	#NAME?	-	-	#NAME?
<b>TOTAL REVENUE FROM FEDERAL SOURCES</b>	-	#NAME?	192,315	-	#NAME?
<b>LOCAL and OTHER REVENUE</b>					
Contributions and Donations	-	#NAME?	-	-	#NAME?
Fundraising	-	#NAME?	-	-	#NAME?
Erate Reimbursement	-	#NAME?	2,500	-	#NAME?
Earnings on Investments	-	#NAME?	-	-	#NAME?
Interest Income	-	#NAME?	125	-	#NAME?
Food Service (Income from meals)	-	#NAME?	7,761	-	#NAME?
Text Book	-	#NAME?	-	-	#NAME?
OTHER	-	#NAME?	20,275	-	#NAME?
<b>TOTAL REVENUE FROM LOCAL and OTHER SOURCES</b>	-	#NAME?	30,662	-	#NAME?
<b>TOTAL REVENUE</b>	#NAME?	#NAME?	#NAME?	#NAME?	#NAME?

<b>Total Revenue</b>		#NAME?	#NAME?	#NAME?	#NAME?	#NAME?
<b>Total Expenses</b>		#NAME?	#NAME?	3,796,239	#NAME?	#NAME?
<b>Net Income</b>		#NAME?	#NAME?	#NAME?	#NAME?	#NAME?
<b>Actual Student Enrollment</b>		-	-	782	-	-
		Quarter - 1/1 - 3/31		4th Quarter - 4/1 - 6/30		
		<b>Revised Budget</b>	<b>Variance</b>	<b>Original Budget</b>	<b>Revised Budget</b>	<b>Variance</b>
<b>EXPENSES</b>						
<b>ADMINISTRATIVE STAFF PERSONNEL COSTS</b>	Avg. No. of Positions					
Executive Management	1.00	-	#NAME?	39,885	-	#NAME?
Instructional Management	1.00	-	#NAME?	32,782	-	#NAME?
Deans, Directors & Coordinators	10.00	-	#NAME?	217,122	-	#NAME?
CFO / Director of Finance	-	-	#NAME?	-	-	#NAME?
Operation / Business Manager	3.00	-	#NAME?	71,769	-	#NAME?
Administrative Staff	10.00	-	#NAME?	124,319	-	#NAME?
<b>TOTAL ADMINISTRATIVE STAFF</b>	<b>25.00</b>	-	#NAME?	485,876	-	#NAME?
<b>INSTRUCTIONAL PERSONNEL COSTS</b>						
Teachers - Regular	33.00	-	#NAME?	551,019	-	#NAME?
Teachers - SPED	8.00	-	#NAME?	106,932	-	#NAME?
Substitute Teachers	-	-	#NAME?	-	-	#NAME?
Teaching Assistants	25.00	-	#NAME?	230,931	-	#NAME?
Specialty Teachers	15.00	-	#NAME?	211,319	-	#NAME?
Aides	2.00	-	#NAME?	15,431	-	#NAME?
Therapists & Counselors	2.00	-	#NAME?	37,029	-	#NAME?
Other	1.00	-	#NAME?	48,369	-	#NAME?
<b>TOTAL INSTRUCTIONAL</b>	<b>86.00</b>	-	#NAME?	1,201,029	-	#NAME?
<b>NON-INSTRUCTIONAL PERSONNEL COSTS</b>						
Nurse	-	-	#NAME?	-	-	#NAME?
Librarian	-	-	#NAME?	-	-	#NAME?
Custodian	9.00	-	#NAME?	75,167	-	#NAME?
Security	8.00	-	#NAME?	77,481	-	#NAME?
Other	4.00	-	#NAME?	44,315	-	#NAME?
<b>TOTAL NON-INSTRUCTIONAL</b>	<b>21.00</b>	-	#NAME?	196,963	-	#NAME?
<b>SUBTOTAL PERSONNEL SERVICE COSTS</b>	<b>132.00</b>	-	#NAME?	1,883,869	-	#NAME?
<b>PAYROLL TAXES AND BENEFITS</b>						
Payroll Taxes		-	#NAME?	169,548	-	#NAME?
Fringe / Employee Benefits		-	#NAME?	285,032	-	#NAME?
Retirement / Pension		-	#NAME?	41,445	-	#NAME?
<b>TOTAL PAYROLL TAXES AND BENEFITS</b>		-	#NAME?	496,026	-	#NAME?
<b>TOTAL PERSONNEL SERVICE COSTS</b>	<b>132.00</b>	-	#NAME?	2,379,894	-	#NAME?
<b>CONTRACTED SERVICES</b>						
Accounting / Audit		-	#NAME?	20,000	-	#NAME?
Legal		-	#NAME?	3,750	-	#NAME?
Management Company Fee		-	#NAME?	-	-	#NAME?
Nurse Services		-	#NAME?	9,000	-	#NAME?
Food Service / School Lunch		-	#NAME?	89,960	-	#NAME?
Payroll Services		-	#NAME?	10,000	-	#NAME?
Special Ed Services		-	#NAME?	-	-	#NAME?
Titlement Services (i.e. Title I)		-	#NAME?	-	-	#NAME?
Other Purchased / Professional / Consulting		-	#NAME?	186,989	-	#NAME?
<b>TOTAL CONTRACTED SERVICES</b>		-	#NAME?	319,699	-	#NAME?

<b>Total Revenue</b>	#NAME?	#NAME?	#NAME?	#NAME?	#NAME?
<b>Total Expenses</b>	#NAME?	#NAME?	3,796,239	#NAME?	#NAME?
<b>Net Income</b>	#NAME?	#NAME?	#NAME?	#NAME?	#NAME?
<b>Actual Student Enrollment</b>	-	-	782	-	-
	<b>Quarter - 1/1 - 3/31</b>		<b>4th Quarter - 4/1 - 6/30</b>		
	<b>Revised Budget</b>	<b>Variance</b>	<b>Original Budget</b>	<b>Revised Budget</b>	<b>Variance</b>
<b>SCHOOL OPERATIONS</b>					
Board Expenses	-	#NAME?	5,000	-	#NAME?
Classroom / Teaching Supplies & Materials	-	#NAME?	20,700	-	#NAME?
Special Ed Supplies & Materials	-	#NAME?	-	-	#NAME?
Textbooks / Workbooks	-	#NAME?	27,000	-	#NAME?
Supplies & Materials other	-	#NAME?	-	-	#NAME?
Equipment / Furniture	-	#NAME?	22,500	-	#NAME?
Telephone	-	#NAME?	6,250	-	#NAME?
Technology	-	#NAME?	39,500	-	#NAME?
Student Testing & Assessment	-	#NAME?	7,500	-	#NAME?
Field Trips	-	#NAME?	4,500	-	#NAME?
Transportation (student)	-	#NAME?	-	-	#NAME?
Student Services - other	-	#NAME?	10,500	-	#NAME?
Office Expense	-	#NAME?	43,250	-	#NAME?
Staff Development	-	#NAME?	35,700	-	#NAME?
Staff Recruitment	-	#NAME?	-	-	#NAME?
Student Recruitment / Marketing	-	#NAME?	2,000	-	#NAME?
School Meals / Lunch	-	#NAME?	3,000	-	#NAME?
Travel (Staff)	-	#NAME?	2,250	-	#NAME?
Fundraising	-	#NAME?	-	-	#NAME?
Other	-	#NAME?	-	-	#NAME?
<b>TOTAL SCHOOL OPERATIONS</b>	-	#NAME?	229,650	-	#NAME?
<b>FACILITY OPERATION &amp; MAINTENANCE</b>					
Insurance	-	#NAME?	23,750	-	#NAME?
Janitorial	-	#NAME?	23,750	-	#NAME?
Building and Land Rent / Lease / Facility Finance Interest	-	#NAME?	506,996	-	#NAME?
Repairs & Maintenance	-	#NAME?	12,500	-	#NAME?
Equipment / Furniture	-	#NAME?	2,500	-	#NAME?
Security	-	#NAME?	25,000	-	#NAME?
Utilities	-	#NAME?	47,500	-	#NAME?
<b>TOTAL FACILITY OPERATION &amp; MAINTENANCE</b>	-	#NAME?	641,996	-	#NAME?
<b>DEPRECIATION &amp; AMORTIZATION</b>	-	#NAME?	225,000	-	#NAME?
<b>RESERVES / CONTINGENCY</b>	-	#NAME?	-	-	#NAME?
<b>TOTAL EXPENSES</b>	-	#NAME?	<b>3,796,239</b>	-	#NAME?
<b>NET INCOME</b>	#NAME?	#NAME?	#NAME?	#NAME?	#NAME?



Total Revenue	#NAME?	#NAME?	#NAME?	#NAME?	#NAME?
Total Expenses	#NAME?	#NAME?	3,796,239	#NAME?	#NAME?
Net Income	#NAME?	#NAME?	#NAME?	#NAME?	#NAME?
Actual Student Enrollment	-	-	782	-	-
	Quarter - 1/1 - 3/31		4th Quarter - 4/1 - 6/30		
	Revised Budget	Variance	Original Budget	Revised Budget	Variance
<b>ENROLLMENT - *School Districts Are Linked To Above Entries*</b>					
<b>Number of Districts:</b>	-	-	22	-	-
HEMPSTEAD UFSD	-	-	512	-	-
AMITYVILLE UFSD	-	-	9	-	-
BALDWIN UFSD	-	-	8	-	-
ELMONT UFSD	-	-	6	-	-
FREEPORT UFSD	-	-	10	-	-
GLEN COVE CITY SD	-	-	6	-	-
SOUTH HUNTINGTON UFSD	-	-	1	-	-
LAWRENCE UFSD	-	-	5	-	-
LONG BEACH CITY SD	-	-	2	-	-
MALVERNE UFSD	-	-	12	-	-
NYC CHANCELLOR'S OFFICE	-	-	24	-	-
NORTH BELLMORE UFSD	-	-	2	-	-
OCEANSIDE UFSD	-	-	1	-	-
ROOSEVELT UFSD	-	-	33	-	-
SEWANHAKA CENTRAL HS DISTRICT	-	-	2	-	-
ALL OTHER School Districts: ( Weighted Avg )	-	-	148	-	-
<b>TOTAL ENROLLMENT</b>	-	-	<b>782</b>	-	-
<b>REVENUE PER PUPIL</b>	-	#NAME?	#NAME?	-	#NAME?
<b>EXPENSES PER PUPIL</b>	-	#NAME?	4,855	-	#NAME?

**THE ACADEMY CHART**  
**Budget / Operatin**  
**2014-15**

<b>Total Revenue</b>	#NAME?	#NAME?	#NAME?	#NAME?	#NAME?
<b>Total Expenses</b>	14,982,383	#NAME?	#NAME?	(14,982,383)	#NAME?
<b>Net Income</b>	#NAME?	#NAME?	#NAME?	#NAME?	#NAME?
<b>Actual Student Enrollment</b>					
	<b>Total Year</b>			<b>VARIANCE</b>	
	<b>Original Budget</b>	<b>Revised Budget</b>	<b>Variance</b>	<b>Original Budget vs. PY Budget</b>	<b>Revised Budget vs. PY Budget</b>
<b>REVENUE</b>					
<b>REVENUES FROM STATE SOURCES</b>					
2015-16					
Per Pupil Revenue					
Per Pupil Rate					
HEMPSTEAD UFSD	#NAME?	#NAME?	#NAME?	#NAME?	#NAME?
AMITYVILLE UFSD	#NAME?	#NAME?	#NAME?	#NAME?	#NAME?
BALDWIN UFSD	#NAME?	#NAME?	#NAME?	#NAME?	#NAME?
ELMONT UFSD	#NAME?	#NAME?	#NAME?	#NAME?	#NAME?
FREEPORT UFSD	#NAME?	#NAME?	#NAME?	#NAME?	#NAME?
GLEN COVE CITY SD	#NAME?	#NAME?	#NAME?	#NAME?	#NAME?
SOUTH HUNTINGTON UFSD	#NAME?	#NAME?	#NAME?	#NAME?	#NAME?
LAWRENCE UFSD	#NAME?	#NAME?	#NAME?	#NAME?	#NAME?
LONG BEACH CITY SD	#NAME?	#NAME?	#NAME?	#NAME?	#NAME?
MALVERNE UFSD	#NAME?	#NAME?	#NAME?	#NAME?	#NAME?
NYC CHANCELLOR'S OFFICE	#NAME?	#NAME?	#NAME?	#NAME?	#NAME?
NORTH BELLMORE UFSD	#NAME?	#NAME?	#NAME?	#NAME?	#NAME?
OCEANSIDE UFSD	#NAME?	#NAME?	#NAME?	#NAME?	#NAME?
ROOSEVELT UFSD	#NAME?	#NAME?	#NAME?	#NAME?	#NAME?
SEWANHAKA CENTRAL HS DISTRICT	#NAME?	#NAME?	#NAME?	#NAME?	#NAME?
ALL OTHER School Districts: ( Weighted Avg )	#NAME?	#NAME?	#NAME?	#NAME?	#NAME?
TOTAL Per Pupil Revenue (Weighted Average Per Pupil Funding)	#NAME?	#NAME?	#NAME?	#NAME?	#NAME?
Special Education Revenue	10,000	#NAME?	#NAME?	10,000	#NAME?
Grants					
Stimulus	-	#NAME?	#NAME?	-	#NAME?
DYCD (Department of Youth and Community Development)	-	#NAME?	#NAME?	-	#NAME?
Other	-	#NAME?	#NAME?	-	#NAME?
Other	-	#NAME?	#NAME?	-	#NAME?
<b>TOTAL REVENUE FROM STATE SOURCES</b>	#NAME?	#NAME?	#NAME?	#NAME?	#NAME?
<b>REVENUE FROM FEDERAL FUNDING</b>					
IDEA Special Needs	-	#NAME?	#NAME?	-	#NAME?
Title I	199,555	#NAME?	#NAME?	199,555	#NAME?
Title Funding - Other	17,157	#NAME?	#NAME?	17,157	#NAME?
School Food Service (Free Lunch)	424,338	#NAME?	#NAME?	424,338	#NAME?
Grants					
Charter School Program (CSP) Planning & Implementation	-	#NAME?	#NAME?	-	#NAME?
Other	-	#NAME?	#NAME?	-	#NAME?
Other	-	#NAME?	#NAME?	-	#NAME?
<b>TOTAL REVENUE FROM FEDERAL SOURCES</b>	641,050	#NAME?	#NAME?	641,050	#NAME?
<b>LOCAL and OTHER REVENUE</b>					
Contributions and Donations	-	#NAME?	#NAME?	-	#NAME?
Fundraising	-	#NAME?	#NAME?	-	#NAME?
Erate Reimbursement	5,000	#NAME?	#NAME?	5,000	#NAME?
Earnings on Investments	-	#NAME?	#NAME?	-	#NAME?
Interest Income	500	#NAME?	#NAME?	500	#NAME?
Food Service (Income from meals)	25,871	#NAME?	#NAME?	25,871	#NAME?
Text Book	-	#NAME?	#NAME?	-	#NAME?
OTHER	81,101	#NAME?	#NAME?	81,101	#NAME?
<b>TOTAL REVENUE FROM LOCAL and OTHER SOURCES</b>	112,472	#NAME?	#NAME?	112,472	#NAME?
<b>TOTAL REVENUE</b>	#NAME?	#NAME?	#NAME?	#NAME?	#NAME?

**THE ACADEMY CHART**  
**Budget / Operatin**  
**2014-15**

	THE ACADEMY CHART Budget / Operatin 2014-15				
	#NAME?	#NAME?	#NAME?	#NAME?	#NAME?
	14,982,383	#NAME?	#NAME?	(14,982,383)	#NAME?
<b>Total Revenue</b>	#NAME?	#NAME?	#NAME?	#NAME?	#NAME?
<b>Total Expenses</b>	14,982,383	#NAME?	#NAME?	(14,982,383)	#NAME?
<b>Net Income</b>	#NAME?	#NAME?	#NAME?	#NAME?	#NAME?
<b>Actual Student Enrollment</b>					
	<b>Total Year</b>		<b>VARIANCE</b>		
	<b>Original Budget</b>	<b>Revised Budget</b>	<b>Variance</b>	<b>Original Budget vs. PY Budget</b>	<b>Revised Budget vs. PY Budget</b>
<b>EXPENSES</b>					
<b>ADMINISTRATIVE STAFF PERSONNEL COSTS</b>	Avg. No. of Positions				
Executive Management	1.00	159,538	#NAME?	#NAME?	(159,538) #NAME?
Instructional Management	1.00	131,127	#NAME?	#NAME?	(131,127) #NAME?
Deans, Directors & Coordinators	10.00	868,487	#NAME?	#NAME?	(868,487) #NAME?
CFO / Director of Finance	-	-	#NAME?	#NAME?	- #NAME?
Operation / Business Manager	3.00	287,077	#NAME?	#NAME?	(287,077) #NAME?
Administrative Staff	10.00	497,276	#NAME?	#NAME?	(497,276) #NAME?
<b>TOTAL ADMINISTRATIVE STAFF</b>	<b>25.00</b>	<b>1,943,505</b>	<b>#NAME?</b>	<b>#NAME?</b>	<b>(1,943,505) #NAME?</b>
<b>INSTRUCTIONAL PERSONNEL COSTS</b>					
Teachers - Regular	33.00	2,204,077	#NAME?	#NAME?	(2,204,077) #NAME?
Teachers - SPED	8.00	427,729	#NAME?	#NAME?	(427,729) #NAME?
Substitute Teachers	-	-	#NAME?	#NAME?	- #NAME?
Teaching Assistants	25.00	923,724	#NAME?	#NAME?	(923,724) #NAME?
Specialty Teachers	15.00	845,274	#NAME?	#NAME?	(845,274) #NAME?
Aides	2.00	61,724	#NAME?	#NAME?	(61,724) #NAME?
Therapists & Counselors	2.00	148,114	#NAME?	#NAME?	(148,114) #NAME?
Other	1.00	193,475	#NAME?	#NAME?	(193,475) #NAME?
<b>TOTAL INSTRUCTIONAL</b>	<b>86.00</b>	<b>4,804,117</b>	<b>#NAME?</b>	<b>#NAME?</b>	<b>(4,804,117) #NAME?</b>
<b>NON-INSTRUCTIONAL PERSONNEL COSTS</b>					
Nurse	-	-	#NAME?	#NAME?	- #NAME?
Librarian	-	-	#NAME?	#NAME?	- #NAME?
Custodian	9.00	300,667	#NAME?	#NAME?	(300,667) #NAME?
Security	8.00	309,925	#NAME?	#NAME?	(309,925) #NAME?
Other	4.00	177,261	#NAME?	#NAME?	(177,261) #NAME?
<b>TOTAL NON-INSTRUCTIONAL</b>	<b>21.00</b>	<b>787,853</b>	<b>#NAME?</b>	<b>#NAME?</b>	<b>(787,853) #NAME?</b>
<b>SUBTOTAL PERSONNEL SERVICE COSTS</b>	<b>132.00</b>	<b>7,535,475</b>	<b>#NAME?</b>	<b>#NAME?</b>	<b>(7,535,475) #NAME?</b>
<b>PAYROLL TAXES AND BENEFITS</b>					
Payroll Taxes		678,193	#NAME?	#NAME?	(678,193) #NAME?
Fringe / Employee Benefits		1,140,129	#NAME?	#NAME?	(1,140,129) #NAME?
Retirement / Pension		165,780	#NAME?	#NAME?	(165,780) #NAME?
<b>TOTAL PAYROLL TAXES AND BENEFITS</b>		<b>1,984,102</b>	<b>#NAME?</b>	<b>#NAME?</b>	<b>(1,984,102) #NAME?</b>
<b>TOTAL PERSONNEL SERVICE COSTS</b>	<b>132.00</b>	<b>9,519,577</b>	<b>#NAME?</b>	<b>#NAME?</b>	<b>(9,519,577) #NAME?</b>
<b>CONTRACTED SERVICES</b>					
Accounting / Audit		20,000	#NAME?	#NAME?	(20,000) #NAME?
Legal		15,000	#NAME?	#NAME?	(15,000) #NAME?
Management Company Fee		-	#NAME?	#NAME?	- #NAME?
Nurse Services		30,000	#NAME?	#NAME?	(30,000) #NAME?
Food Service / School Lunch		299,865	#NAME?	#NAME?	(299,865) #NAME?
Payroll Services		40,000	#NAME?	#NAME?	(40,000) #NAME?
Special Ed Services		-	#NAME?	#NAME?	- #NAME?
Titlement Services (i.e. Title I)		-	#NAME?	#NAME?	- #NAME?
Other Purchased / Professional / Consulting		747,956	#NAME?	#NAME?	(747,956) #NAME?
<b>TOTAL CONTRACTED SERVICES</b>		<b>1,152,821</b>	<b>#NAME?</b>	<b>#NAME?</b>	<b>(1,152,821) #NAME?</b>

**THE ACADEMY CHART**  
**Budget / Operatin**  
**2014-15**

<b>Total Revenue</b>	#NAME?	#NAME?	#NAME?	#NAME?	#NAME?
<b>Total Expenses</b>	<b>14,982,383</b>	#NAME?	#NAME?	<b>(14,982,383)</b>	#NAME?
<b>Net Income</b>	#NAME?	#NAME?	#NAME?	#NAME?	#NAME?
<b>Actual Student Enrollment</b>					
	<b>Total Year</b>			<b>VARIANCE</b>	
	<b>Original Budget</b>	<b>Revised Budget</b>	<b>Variance</b>	<b>Original Budget vs. PY Budget</b>	<b>Revised Budget vs. PY Budget</b>
<b>SCHOOL OPERATIONS</b>					
Board Expenses	20,000	#NAME?	#NAME?	(20,000)	#NAME?
Classroom / Teaching Supplies & Materials	69,000	#NAME?	#NAME?	(69,000)	#NAME?
Special Ed Supplies & Materials	-	#NAME?	#NAME?	-	#NAME?
Textbooks / Workbooks	90,000	#NAME?	#NAME?	(90,000)	#NAME?
Supplies & Materials other	-	#NAME?	#NAME?	-	#NAME?
Equipment / Furniture	90,000	#NAME?	#NAME?	(90,000)	#NAME?
Telephone	25,000	#NAME?	#NAME?	(25,000)	#NAME?
Technology	158,000	#NAME?	#NAME?	(158,000)	#NAME?
Student Testing & Assessment	25,000	#NAME?	#NAME?	(25,000)	#NAME?
Field Trips	15,000	#NAME?	#NAME?	(15,000)	#NAME?
Transportation (student)	-	#NAME?	#NAME?	-	#NAME?
Student Services - other	35,000	#NAME?	#NAME?	(35,000)	#NAME?
Office Expense	173,000	#NAME?	#NAME?	(173,000)	#NAME?
Staff Development	119,000	#NAME?	#NAME?	(119,000)	#NAME?
Staff Recruitment	-	#NAME?	#NAME?	-	#NAME?
Student Recruitment / Marketing	4,000	#NAME?	#NAME?	(4,000)	#NAME?
School Meals / Lunch	10,000	#NAME?	#NAME?	(10,000)	#NAME?
Travel (Staff)	9,000	#NAME?	#NAME?	(9,000)	#NAME?
Fundraising	-	#NAME?	#NAME?	-	#NAME?
Other	-	#NAME?	#NAME?	-	#NAME?
<b>TOTAL SCHOOL OPERATIONS</b>	<b>842,000</b>	#NAME?	#NAME?	<b>(842,000)</b>	#NAME?
<b>FACILITY OPERATION &amp; MAINTENANCE</b>					
Insurance	95,000	#NAME?	#NAME?	(95,000)	#NAME?
Janitorial	95,000	#NAME?	#NAME?	(95,000)	#NAME?
Building and Land Rent / Lease / Facility Finance Interest	2,027,985	#NAME?	#NAME?	(2,027,985)	#NAME?
Repairs & Maintenance	50,000	#NAME?	#NAME?	(50,000)	#NAME?
Equipment / Furniture	10,000	#NAME?	#NAME?	(10,000)	#NAME?
Security	100,000	#NAME?	#NAME?	(100,000)	#NAME?
Utilities	190,000	#NAME?	#NAME?	(190,000)	#NAME?
<b>TOTAL FACILITY OPERATION &amp; MAINTENANCE</b>	<b>2,567,985</b>	#NAME?	#NAME?	<b>(2,567,985)</b>	#NAME?
<b>DEPRECIATION &amp; AMORTIZATION</b>	900,000	#NAME?	#NAME?	(900,000)	#NAME?
<b>RESERVES / CONTINGENCY</b>	-	#NAME?	#NAME?	-	#NAME?
<b>TOTAL EXPENSES</b>	<b>14,982,383</b>	#NAME?	#NAME?	<b>(14,982,383)</b>	#NAME?
<b>NET INCOME</b>	#NAME?	#NAME?	#NAME?	#NAME?	#NAME?

**THE ACADEMY CHART**  
**Budget / Operatin**  
**2014-15**

<b>Total Revenue</b> <b>Total Expenses</b> <b>Net Income</b> <b>Actual Student Enrollment</b>	<table border="1" style="width: 100%; border-collapse: collapse;"> <tr> <td>#NAME?</td> <td>#NAME?</td> <td>#NAME?</td> <td>#NAME?</td> <td>#NAME?</td> </tr> <tr> <td>14,982,383</td> <td>#NAME?</td> <td>#NAME?</td> <td>(14,982,383)</td> <td>#NAME?</td> </tr> <tr> <td>#NAME?</td> <td>#NAME?</td> <td>#NAME?</td> <td>#NAME?</td> <td>#NAME?</td> </tr> </table>	#NAME?	#NAME?	#NAME?	#NAME?	#NAME?	14,982,383	#NAME?	#NAME?	(14,982,383)	#NAME?	#NAME?	#NAME?	#NAME?	#NAME?	#NAME?
#NAME?	#NAME?	#NAME?	#NAME?	#NAME?												
14,982,383	#NAME?	#NAME?	(14,982,383)	#NAME?												
#NAME?	#NAME?	#NAME?	#NAME?	#NAME?												
	<table border="1" style="width: 100%; border-collapse: collapse;"> <tr> <th colspan="3">Total Year</th> <th colspan="2">VARIANCE</th> </tr> <tr> <th>Original Budget</th> <th>Revised Budget</th> <th>Variance</th> <th>Original Budget vs. PY Budget</th> <th>Revised Budget vs. PY Budget</th> </tr> </table>	Total Year			VARIANCE		Original Budget	Revised Budget	Variance	Original Budget vs. PY Budget	Revised Budget vs. PY Budget					
Total Year			VARIANCE													
Original Budget	Revised Budget	Variance	Original Budget vs. PY Budget	Revised Budget vs. PY Budget												
<b>ENROLLMENT - *School Districts Are Linked To Above Entries*</b> <b>Number of Districts:</b> HEMPSTEAD UFSD AMITYVILLE UFSD BALDWIN UFSD ELMONT UFSD FREEPORT UFSD GLEN COVE CITY SD SOUTH HUNTINGTON UFSD LAWRENCE UFSD LONG BEACH CITY SD MALVERNE UFSD NYC CHANCELLOR'S OFFICE NORTH BELLMORE UFSD OCEANSIDE UFSD ROOSEVELT UFSD SEWANHAKA CENTRAL HS DISTRICT ALL OTHER School Districts: ( Weighted Avg )  <b>TOTAL ENROLLMENT</b>  <b>REVENUE PER PUPIL</b>  <b>EXPENSES PER PUPIL</b>																

**ER SCHOOL**

**g Plan**

Total Revenue  
 Total Expenses  
 Net Income  
 Actual Student Enrollment

**DESCRIPTION OF ASSUMPTIONS**

<b>REVENUE</b>	
<b>REVENUES FROM STATE SOURCES</b>	
Per Pupil Revenue	2015-16 Per Pupil Rate
HEMPSTEAD UFSD	#NAME?
AMITYVILLE UFSD	#NAME?
BALDWIN UFSD	#NAME?
ELMONT UFSD	#NAME?
FREEPORT UFSD	#NAME?
GLEN COVE CITY SD	#NAME?
SOUTH HUNTINGTON UFSD	#NAME?
LAWRENCE UFSD	#NAME?
LONG BEACH CITY SD	#NAME?
MALVERNE UFSD	#NAME?
NYC CHANCELLOR'S OFFICE	#NAME?
NORTH BELLMORE UFSD	#NAME?
OCEANSIDE UFSD	#NAME?
ROOSEVELT UFSD	#NAME?
SEWANHAKA CENTRAL HS DISTRICT	#NAME?
ALL OTHER School Districts: ( Weighted Avg )	#NAME?
TOTAL Per Pupil Revenue (Weighted Average Per Pupil Funding)	#NAME?
Special Education Revenue	
Grants	
Stimulus	
DYCD (Department of Youth and Community Development)	
Other	
Other	
<b>TOTAL REVENUE FROM STATE SOURCES</b>	
<b>REVENUE FROM FEDERAL FUNDING</b>	
IDEA Special Needs	
Title I	
Title Funding - Other	
School Food Service (Free Lunch)	
Grants	
Charter School Program (CSP) Planning & Implementation	
Other	
Other	
<b>TOTAL REVENUE FROM FEDERAL SOURCES</b>	
<b>LOCAL and OTHER REVENUE</b>	
Contributions and Donations	
Fundraising	
Erate Reimbursement	
Earnings on Investments	
Interest Income	
Food Service (Income from meals)	
Text Book	
OTHER	
<b>TOTAL REVENUE FROM LOCAL and OTHER SOURCES</b>	
<b>TOTAL REVENUE</b>	

Total Revenue
Total Expenses
Net Income
Actual Student Enrollment

DESCRIPTION OF ASSUMPTIONS

EXPENSES

ADMINISTRATIVE STAFF PERSONNEL COSTS	Avg. No. of Positions
Executive Management	1.00
Instructional Management	1.00
Deans, Directors & Coordinators	10.00
CFO / Director of Finance	-
Operation / Business Manager	3.00
Administrative Staff	10.00
<b>TOTAL ADMINISTRATIVE STAFF</b>	<b>25.00</b>

INSTRUCTIONAL PERSONNEL COSTS	
Teachers - Regular	33.00
Teachers - SPED	8.00
Substitute Teachers	-
Teaching Assistants	25.00
Specialty Teachers	15.00
Aides	2.00
Therapists & Counselors	2.00
Other	1.00
<b>TOTAL INSTRUCTIONAL</b>	<b>86.00</b>

NON-INSTRUCTIONAL PERSONNEL COSTS	
Nurse	-
Librarian	-
Custodian	9.00
Security	8.00
Other	4.00
<b>TOTAL NON-INSTRUCTIONAL</b>	<b>21.00</b>

<b>SUBTOTAL PERSONNEL SERVICE COSTS</b>	<b>132.00</b>
---	---------------

PAYROLL TAXES AND BENEFITS	
Payroll Taxes	
Fringe / Employee Benefits	
Retirement / Pension	
<b>TOTAL PAYROLL TAXES AND BENEFITS</b>	

<b>TOTAL PERSONNEL SERVICE COSTS</b>	<b>132.00</b>
--------------------------------------	---------------

CONTRACTED SERVICES	
Accounting / Audit	
Legal	
Management Company Fee	
Nurse Services	
Food Service / School Lunch	
Payroll Services	
Special Ed Services	
Titelment Services (i.e. Title I)	
Other Purchased / Professional / Consulting	
<b>TOTAL CONTRACTED SERVICES</b>	

**ER SCHOOL**

**g Plan**

<b>Total Revenue</b>
<b>Total Expenses</b>
<b>Net Income</b>
<b>Actual Student Enrollment</b>
<b>SCHOOL OPERATIONS</b>
Board Expenses
Classroom / Teaching Supplies & Materials
Special Ed Supplies & Materials
Textbooks / Workbooks
Supplies & Materials other
Equipment / Furniture
Telephone
Technology
Student Testing & Assessment
Field Trips
Transportation (student)
Student Services - other
Office Expense
Staff Development
Staff Recruitment
Student Recruitment / Marketing
School Meals / Lunch
Travel (Staff)
Fundraising
Other
<b>TOTAL SCHOOL OPERATIONS</b>
<b>FACILITY OPERATION &amp; MAINTENANCE</b>
Insurance
Janitorial
Building and Land Rent / Lease / Facility Finance Interest
Repairs & Maintenance
Equipment / Furniture
Security
Utilities
<b>TOTAL FACILITY OPERATION &amp; MAINTENANCE</b>
<b>DEPRECIATION &amp; AMORTIZATION</b>
<b>RESERVES / CONTINGENCY</b>
<b>TOTAL EXPENSES</b>
<b>NET INCOME</b>

**DESCRIPTION OF ASSUMPTIONS**



ER SCHOOL  
g Plan

Total Revenue  
Total Expenses  
Net Income  
Actual Student Enrollment

**DESCRIPTION OF ASSUMPTIONS**

**ENROLLMENT - \*School Districts Are Linked To Above Entries\***

**Number of Districts:**

- HEMPSTEAD UFSD
- AMITYVILLE UFSD
- BALDWIN UFSD
- ELMONT UFSD
- FREEPORT UFSD
- GLEN COVE CITY SD
- SOUTH HUNTINGTON UFSD
- LAWRENCE UFSD
- LONG BEACH CITY SD
- MALVERNE UFSD
- NYC CHANCELLOR'S OFFICE
- NORTH BELLMORE UFSD
- OCEANSIDE UFSD
- ROOSEVELT UFSD
- SEWANHAKA CENTRAL HS DISTRICT
- ALL OTHER School Districts: ( Weighted Avg )

**TOTAL ENROLLMENT**

**REVENUE PER PUPIL**

**EXPENSES PER PUPIL**

**THE ACADEMY CHARTER SCHOOL  
BALANCE SHEET  
2014-15**

	<u>Prior Year</u>	Q1	Q2	Q3	Q4
	<u>#NAME?</u>	As of 9/30	As of 12/31	As of 3/31	As of 6/30
<b><u>ASSETS</u></b>					
<b>CURRENT ASSETS</b>					
Cash and cash equivalents	\$-	\$-	\$-	\$-	\$-
Grants and contracts receivable	-	-	-	-	-
Accounts receivables	-	-	-	-	-
Prepaid Expenses	-	-	-	-	-
Contributions and other receivables	-	-	-	-	-
<b>TOTAL CURRENT ASSETS</b>	-	-	-	-	-
<b>PROPERTY, BUILDING AND EQUIPMENT, net</b>	-	-	-	-	-
<b>OTHER ASSETS</b>	-	-	-	-	-
<b>TOTAL ASSETS</b>	-	-	-	-	-
<b><u>LIABILITIES AND NET ASSETS</u></b>					
<b>CURRENT LIABILITIES</b>					
Accounts payable and accrued expenses	\$-	\$-	\$-	\$-	\$-
Accrued payroll and benefits	-	-	-	-	-
Deferred Revenue	-	-	-	-	-
Current maturities of long-term debt	-	-	-	-	-
Short Term Debt - Bonds, Notes Payable	-	-	-	-	-
Other	-	-	-	-	-
<b>TOTAL CURRENT LIABILITIES</b>	-	-	-	-	-
<b>LONG-TERM DEBT and NOTES PAYABLE, net current maturities</b>	-	-	-	-	-
<b>TOTAL LIABILITIES</b>	-	-	-	-	-
<b>NET ASSETS</b>					
Unrestricted	-	-	-	-	-
Temporarily restricted	-	-	-	-	-
<b>TOTAL NET ASSETS</b>	-	-	-	-	-
<b>TOTAL LIABILITIES AND NET ASSETS</b>	-	-	-	-	-



**THE ACADEMY CHARTER SCHOOL  
Budget / Operating Plan  
2014-15**

<b>Total Revenue</b>	#NAME?	#NAME?	#NAME?	#NAME?	#NAME?	#NAME?	#NAME?
<b>Total Expenses</b>	#NAME?	#NAME?	#NAME?	#NAME?	#NAME?	#NAME?	#NAME?
<b>Net Income</b>	#NAME?	#NAME?	#NAME?	#NAME?	#NAME?	#NAME?	#NAME?
<b>Actual Student Enrollment</b>	-	#NAME?	-	-	#NAME?	-	-

*NOTE: Enrollment, Revenue and Expenditure Data IN the 'Total and Variance Analysis' Section is Based on LAST ACTUAL Quarter Completed	1st Quarter - 7/1 - 9/30			2nd Quarter - 10/1 - 12/31			3rd Q
		<b>Current Budget</b>			<b>Current Budget</b>		
	<b>Actual</b>		<b>Variance</b>	<b>Actual</b>		<b>Variance</b>	<b>Actual</b>

<b>EXPENSES</b>		Quarter 0 No. of Positions					
<b>ADMINISTRATIVE STAFF PERSONNEL COSTS</b>							
Executive Management	#NAME?		-	#NAME?	#NAME?	-	#NAME?
Instructional Management	#NAME?		-	#NAME?	#NAME?	-	#NAME?
Deans, Directors & Coordinators	#NAME?		-	#NAME?	#NAME?	-	#NAME?
CFO / Director of Finance	#NAME?		-	#NAME?	#NAME?	-	#NAME?
Operation / Business Manager	#NAME?		-	#NAME?	#NAME?	-	#NAME?
Administrative Staff	#NAME?		-	#NAME?	#NAME?	-	#NAME?
<b>TOTAL ADMINISTRATIVE STAFF</b>	#NAME?		-	#NAME?	#NAME?	-	#NAME?
<b>INSTRUCTIONAL PERSONNEL COSTS</b>							
Teachers - Regular	#NAME?		-	#NAME?	#NAME?	-	#NAME?
Teachers - SPED	#NAME?		-	#NAME?	#NAME?	-	#NAME?
Substitute Teachers	#NAME?		-	#NAME?	#NAME?	-	#NAME?
Teaching Assistants	#NAME?		-	#NAME?	#NAME?	-	#NAME?
Specialty Teachers	#NAME?		-	#NAME?	#NAME?	-	#NAME?
Aides	#NAME?		-	#NAME?	#NAME?	-	#NAME?
Therapists & Counselors	#NAME?		-	#NAME?	#NAME?	-	#NAME?
Other	#NAME?		-	#NAME?	#NAME?	-	#NAME?
<b>TOTAL INSTRUCTIONAL</b>	#NAME?		-	#NAME?	#NAME?	-	#NAME?
<b>NON-INSTRUCTIONAL PERSONNEL COSTS</b>							
Nurse	#NAME?		-	#NAME?	#NAME?	-	#NAME?
Librarian	#NAME?		-	#NAME?	#NAME?	-	#NAME?
Custodian	#NAME?		-	#NAME?	#NAME?	-	#NAME?
Security	#NAME?		-	#NAME?	#NAME?	-	#NAME?
Other	#NAME?		-	#NAME?	#NAME?	-	#NAME?
<b>TOTAL NON-INSTRUCTIONAL</b>	#NAME?		-	#NAME?	#NAME?	-	#NAME?
<b>SUBTOTAL PERSONNEL SERVICE COSTS</b>			-	#NAME?	#NAME?	-	#NAME?
<b>PAYROLL TAXES AND BENEFITS</b>							
Payroll Taxes	#NAME?		-	#NAME?	#NAME?	-	#NAME?
Fringe / Employee Benefits	#NAME?		-	#NAME?	#NAME?	-	#NAME?
Retirement / Pension	#NAME?		-	#NAME?	#NAME?	-	#NAME?
<b>TOTAL PAYROLL TAXES AND BENEFITS</b>	#NAME?		-	#NAME?	#NAME?	-	#NAME?
<b>TOTAL PERSONNEL SERVICE COSTS</b>		#NAME?	-	#NAME?	#NAME?	-	#NAME?
<b>CONTRACTED SERVICES</b>							
Accounting / Audit	#NAME?		-	#NAME?	#NAME?	-	#NAME?
Legal	#NAME?		-	#NAME?	#NAME?	-	#NAME?
Management Company Fee	#NAME?		-	#NAME?	#NAME?	-	#NAME?
Nurse Services	#NAME?		-	#NAME?	#NAME?	-	#NAME?
Food Service / School Lunch	#NAME?		-	#NAME?	#NAME?	-	#NAME?
Payroll Services	#NAME?		-	#NAME?	#NAME?	-	#NAME?
Special Ed Services	#NAME?		-	#NAME?	#NAME?	-	#NAME?
Titlement Services (i.e. Title I)	#NAME?		-	#NAME?	#NAME?	-	#NAME?
Other Purchased / Professional / Consulting	#NAME?		-	#NAME?	#NAME?	-	#NAME?
<b>TOTAL CONTRACTED SERVICES</b>	#NAME?		-	#NAME?	#NAME?	-	#NAME?



**THE ACADEMY CHARTER SCHOOL  
Budget / Operating Plan  
2014-15**

<b>Total Revenue</b>	#NAME?	#NAME?	#NAME?	#NAME?	#NAME?	#NAME?	#NAME?
<b>Total Expenses</b>	#NAME?	#NAME?	#NAME?	#NAME?	#NAME?	#NAME?	#NAME?
<b>Net Income</b>	#NAME?	#NAME?	#NAME?	#NAME?	#NAME?	#NAME?	#NAME?
<b>Actual Student Enrollment</b>	-	#NAME?	-	-	#NAME?	-	-

*NOTE: Enrollment, Revenue and Expenditure Data IN the 'Total and Variance Analysis' Section is Based on LAST ACTUAL Quarter Completed	1st Quarter - 7/1 - 9/30			2nd Quarter - 10/1 - 12/31			3rd Quarter
		Current			Current		
	Actual	Budget	Variance	Actual	Budget	Variance	Actual

**ENROLLMENT - \*School Districts Are Linked To Above Entries\***

HEMPSTEAD UFSD	-	#NAME?	-	-	#NAME?	-	-
AMITYVILLE UFSD	-	#NAME?	-	-	#NAME?	-	-
BALDWIN UFSD	-	#NAME?	-	-	#NAME?	-	-
ELMONT UFSD	-	#NAME?	-	-	#NAME?	-	-
FREEPORT UFSD	-	#NAME?	-	-	#NAME?	-	-
GLEN COVE CITY SD	-	#NAME?	-	-	#NAME?	-	-
SOUTH HUNTINGTON UFSD	-	#NAME?	-	-	#NAME?	-	-
LAWRENCE UFSD	-	#NAME?	-	-	#NAME?	-	-
LONG BEACH CITY SD	-	#NAME?	-	-	#NAME?	-	-
MALVERNE UFSD	-	#NAME?	-	-	#NAME?	-	-
NYC CHANCELLOR'S OFFICE	-	#NAME?	-	-	#NAME?	-	-
NORTH BELLMORE UFSD	-	#NAME?	-	-	#NAME?	-	-
OCEANSIDE UFSD	-	#NAME?	-	-	#NAME?	-	-
ROOSEVELT UFSD	-	#NAME?	-	-	#NAME?	-	-
SEWANHAKA CENTRAL HS DISTRICT	-	#NAME?	-	-	#NAME?	-	-
ALL OTHER School Districts: ( Count = 7 )	-	#NAME?	-	-	#NAME?	-	-
<b>TOTAL ENROLLMENT</b>	-	#NAME?	-	-	#NAME?	-	-
<b>REVENUE PER PUPIL</b>	-	#NAME?	#NAME?	-	#NAME?	#NAME?	-
<b>EXPENSES PER PUPIL</b>	-	#NAME?	#NAME?	-	#NAME?	#NAME?	-

Total Revenue	#NAME?	#NAME?	#NAME?	#NAME?	#NAME?
Total Expenses	#NAME?	#NAME?	#NAME?	#NAME?	#NAME?
Net Income	#NAME?	#NAME?	#NAME?	#NAME?	#NAME?
Actual Student Enrollment	#NAME?	-	-	#NAME?	-

*NOTE: Enrollment, Revenue and Expenditure Data IN the 'Total and Variance Analysis' Section is Based on LAST ACTUAL Quarter Completed	Quarter - 1/1 - 3/31		4th Quarter - 4/1 - 6/30		
	Current Budget	Variance	Actual	Current Budget	Variance

REVENUE					
REVENUES FROM STATE SOURCES					
Per Pupil Revenue	CY Per Pupil Rate				
HEMPSTEAD UFSD	#NAME?	#NAME?	#NAME?	#NAME?	#NAME?
AMITYVILLE UFSD	#NAME?	#NAME?	#NAME?	#NAME?	#NAME?
BALDWIN UFSD	#NAME?	#NAME?	#NAME?	#NAME?	#NAME?
ELMONT UFSD	#NAME?	#NAME?	#NAME?	#NAME?	#NAME?
FREEPORT UFSD	#NAME?	#NAME?	#NAME?	#NAME?	#NAME?
GLEN COVE CITY SD	#NAME?	#NAME?	#NAME?	#NAME?	#NAME?
SOUTH HUNTINGTON UFSD	#NAME?	#NAME?	#NAME?	#NAME?	#NAME?
LAWRENCE UFSD	#NAME?	#NAME?	#NAME?	#NAME?	#NAME?
LONG BEACH CITY SD	#NAME?	#NAME?	#NAME?	#NAME?	#NAME?
MALVERNE UFSD	#NAME?	#NAME?	#NAME?	#NAME?	#NAME?
NYC CHANCELLOR'S OFFICE	#NAME?	#NAME?	#NAME?	#NAME?	#NAME?
NORTH BELLMORE UFSD	#NAME?	#NAME?	#NAME?	#NAME?	#NAME?
OCEANSIDE UFSD	#NAME?	#NAME?	#NAME?	#NAME?	#NAME?
ROOSEVELT UFSD	#NAME?	#NAME?	#NAME?	#NAME?	#NAME?
SEWANHAKA CENTRAL HS DISTRICT	#NAME?	#NAME?	#NAME?	#NAME?	#NAME?
ALL OTHER School Districts: ( Count = 7 )	#NAME?	#NAME?	#NAME?	#NAME?	#NAME?
TOTAL Per Pupil Revenue (Weighted Average Per Pupil Funding)	#NAME?	#NAME?	#NAME?	#NAME?	#NAME?
Special Education Revenue		#NAME?	#NAME?	-	#NAME?
Grants		#NAME?	#NAME?	-	#NAME?
Stimulus		#NAME?	#NAME?	-	#NAME?
DYCD (Department of Youth and Community Development)		#NAME?	#NAME?	-	#NAME?
Other		#NAME?	#NAME?	-	#NAME?
Other		#NAME?	#NAME?	-	#NAME?
TOTAL REVENUE FROM STATE SOURCES		#NAME?	#NAME?	#NAME?	#NAME?
<b>REVENUE FROM FEDERAL FUNDING</b>					
IDEA Special Needs		#NAME?	#NAME?	-	#NAME?
Title I		#NAME?	#NAME?	-	#NAME?
Title Funding - Other		#NAME?	#NAME?	-	#NAME?
School Food Service (Free Lunch)		#NAME?	#NAME?	-	#NAME?
Grants		#NAME?	#NAME?	-	#NAME?
Charter School Program (CSP) Planning & Implementation		#NAME?	#NAME?	-	#NAME?
Other		#NAME?	#NAME?	-	#NAME?
Other		#NAME?	#NAME?	-	#NAME?
TOTAL REVENUE FROM FEDERAL SOURCES		#NAME?	#NAME?	-	#NAME?
<b>LOCAL and OTHER REVENUE</b>					
Contributions and Donations		#NAME?	#NAME?	-	#NAME?
Fundraising		#NAME?	#NAME?	-	#NAME?
Erate Reimbursement		#NAME?	#NAME?	-	#NAME?
Earnings on Investments		#NAME?	#NAME?	-	#NAME?
Interest Income		#NAME?	#NAME?	-	#NAME?
Food Service (Income from meals)		#NAME?	#NAME?	-	#NAME?
Text Book		#NAME?	#NAME?	-	#NAME?
OTHER		#NAME?	#NAME?	-	#NAME?
TOTAL REVENUE FROM LOCAL and OTHER SOURCES		#NAME?	#NAME?	-	#NAME?
<b>TOTAL REVENUE</b>		#NAME?	#NAME?	#NAME?	#NAME?

Total Revenue	#NAME?	#NAME?	#NAME?	#NAME?	#NAME?
Total Expenses	#NAME?	#NAME?	#NAME?	#NAME?	#NAME?
Net Income	#NAME?	#NAME?	#NAME?	#NAME?	#NAME?
Actual Student Enrollment	#NAME?	-	-	#NAME?	-

*NOTE: Enrollment, Revenue and Expenditure Data IN the 'Total and Variance Analysis' Section is Based on LAST ACTUAL Quarter Completed	Quarter - 1/1 - 3/31		4th Quarter - 4/1 - 6/30		
	Current Budget	Variance	Actual	Current Budget	Variance

EXPENSES	Quarter 0				
	No. of Positions				
<b>ADMINISTRATIVE STAFF PERSONNEL COSTS</b>					
Executive Management	#NAME?	#NAME?	-	#NAME?	#NAME?
Instructional Management	#NAME?	#NAME?	-	#NAME?	#NAME?
Deans, Directors & Coordinators	#NAME?	#NAME?	-	#NAME?	#NAME?
CFO / Director of Finance	#NAME?	#NAME?	-	#NAME?	#NAME?
Operation / Business Manager	#NAME?	#NAME?	-	#NAME?	#NAME?
Administrative Staff	#NAME?	#NAME?	-	#NAME?	#NAME?
<b>TOTAL ADMINISTRATIVE STAFF</b>	#NAME?	#NAME?	-	#NAME?	#NAME?
<b>INSTRUCTIONAL PERSONNEL COSTS</b>					
Teachers - Regular	#NAME?	#NAME?	-	#NAME?	#NAME?
Teachers - SPED	#NAME?	#NAME?	-	#NAME?	#NAME?
Substitute Teachers	#NAME?	#NAME?	-	#NAME?	#NAME?
Teaching Assistants	#NAME?	#NAME?	-	#NAME?	#NAME?
Specialty Teachers	#NAME?	#NAME?	-	#NAME?	#NAME?
Aides	#NAME?	#NAME?	-	#NAME?	#NAME?
Therapists & Counselors	#NAME?	#NAME?	-	#NAME?	#NAME?
Other	#NAME?	#NAME?	-	#NAME?	#NAME?
<b>TOTAL INSTRUCTIONAL</b>	#NAME?	#NAME?	-	#NAME?	#NAME?
<b>NON-INSTRUCTIONAL PERSONNEL COSTS</b>					
Nurse	#NAME?	#NAME?	-	#NAME?	#NAME?
Librarian	#NAME?	#NAME?	-	#NAME?	#NAME?
Custodian	#NAME?	#NAME?	-	#NAME?	#NAME?
Security	#NAME?	#NAME?	-	#NAME?	#NAME?
Other	#NAME?	#NAME?	-	#NAME?	#NAME?
<b>TOTAL NON-INSTRUCTIONAL</b>	#NAME?	#NAME?	-	#NAME?	#NAME?
<b>SUBTOTAL PERSONNEL SERVICE COSTS</b>	#NAME?	#NAME?	-	#NAME?	#NAME?
<b>PAYROLL TAXES AND BENEFITS</b>					
Payroll Taxes	#NAME?	#NAME?	-	#NAME?	#NAME?
Fringe / Employee Benefits	#NAME?	#NAME?	-	#NAME?	#NAME?
Retirement / Pension	#NAME?	#NAME?	-	#NAME?	#NAME?
<b>TOTAL PAYROLL TAXES AND BENEFITS</b>	#NAME?	#NAME?	-	#NAME?	#NAME?
<b>TOTAL PERSONNEL SERVICE COSTS</b>	#NAME?	#NAME?	-	#NAME?	#NAME?
<b>CONTRACTED SERVICES</b>					
Accounting / Audit	#NAME?	#NAME?	-	#NAME?	#NAME?
Legal	#NAME?	#NAME?	-	#NAME?	#NAME?
Management Company Fee	#NAME?	#NAME?	-	#NAME?	#NAME?
Nurse Services	#NAME?	#NAME?	-	#NAME?	#NAME?
Food Service / School Lunch	#NAME?	#NAME?	-	#NAME?	#NAME?
Payroll Services	#NAME?	#NAME?	-	#NAME?	#NAME?
Special Ed Services	#NAME?	#NAME?	-	#NAME?	#NAME?
Titlement Services (i.e. Title I)	#NAME?	#NAME?	-	#NAME?	#NAME?
Other Purchased / Professional / Consulting	#NAME?	#NAME?	-	#NAME?	#NAME?
<b>TOTAL CONTRACTED SERVICES</b>	#NAME?	#NAME?	-	#NAME?	#NAME?



<b>Total Revenue</b>	#NAME?	#NAME?	#NAME?	#NAME?	#NAME?
<b>Total Expenses</b>	#NAME?	#NAME?	#NAME?	#NAME?	#NAME?
<b>Net Income</b>	#NAME?	#NAME?	#NAME?	#NAME?	#NAME?
<b>Actual Student Enrollment</b>	#NAME?	-	-	#NAME?	-
*NOTE: Enrollment, Revenue and Expenditure Data IN the 'Total and Variance Analysis' Section is Based on LAST ACTUAL Quarter Completed	Quarter - 1/1 - 3/31		4th Quarter - 4/1 - 6/30		
	Current Budget	Variance	Actual	Current Budget	Variance
<b>SCHOOL OPERATIONS</b>					
Board Expenses	#NAME?	#NAME?	-	#NAME?	#NAME?
Classroom / Teaching Supplies & Materials	#NAME?	#NAME?	-	#NAME?	#NAME?
Special Ed Supplies & Materials	#NAME?	#NAME?	-	#NAME?	#NAME?
Textbooks / Workbooks	#NAME?	#NAME?	-	#NAME?	#NAME?
Supplies & Materials other	#NAME?	#NAME?	-	#NAME?	#NAME?
Equipment / Furniture	#NAME?	#NAME?	-	#NAME?	#NAME?
Telephone	#NAME?	#NAME?	-	#NAME?	#NAME?
Technology	#NAME?	#NAME?	-	#NAME?	#NAME?
Student Testing & Assessment	#NAME?	#NAME?	-	#NAME?	#NAME?
Field Trips	#NAME?	#NAME?	-	#NAME?	#NAME?
Transportation (student)	#NAME?	#NAME?	-	#NAME?	#NAME?
Student Services - other	#NAME?	#NAME?	-	#NAME?	#NAME?
Office Expense	#NAME?	#NAME?	-	#NAME?	#NAME?
Staff Development	#NAME?	#NAME?	-	#NAME?	#NAME?
Staff Recruitment	#NAME?	#NAME?	-	#NAME?	#NAME?
Student Recruitment / Marketing	#NAME?	#NAME?	-	#NAME?	#NAME?
School Meals / Lunch	#NAME?	#NAME?	-	#NAME?	#NAME?
Travel (Staff)	#NAME?	#NAME?	-	#NAME?	#NAME?
Fundraising	#NAME?	#NAME?	-	#NAME?	#NAME?
Other	#NAME?	#NAME?	-	#NAME?	#NAME?
<b>TOTAL SCHOOL OPERATIONS</b>	#NAME?	#NAME?	-	#NAME?	#NAME?
<b>FACILITY OPERATION &amp; MAINTENANCE</b>					
Insurance	#NAME?	#NAME?	-	#NAME?	#NAME?
Janitorial	#NAME?	#NAME?	-	#NAME?	#NAME?
Building and Land Rent / Lease / Facility Finance Interest	#NAME?	#NAME?	-	#NAME?	#NAME?
Repairs & Maintenance	#NAME?	#NAME?	-	#NAME?	#NAME?
Equipment / Furniture	#NAME?	#NAME?	-	#NAME?	#NAME?
Security	#NAME?	#NAME?	-	#NAME?	#NAME?
Utilities	#NAME?	#NAME?	-	#NAME?	#NAME?
<b>TOTAL FACILITY OPERATION &amp; MAINTENANCE</b>	#NAME?	#NAME?	-	#NAME?	#NAME?
<b>DEPRECIATION &amp; AMORTIZATION</b>	#NAME?	#NAME?	-	#NAME?	#NAME?
<b>RESERVES / CONTINGENCY</b>	#NAME?	#NAME?	-	#NAME?	#NAME?
<b>TOTAL EXPENSES</b>	#NAME?	#NAME?	-	#NAME?	#NAME?
<b>NET INCOME</b>	#NAME?	#NAME?	#NAME?	#NAME?	#NAME?

Total Revenue	#NAME?	#NAME?	#NAME?	#NAME?	#NAME?
Total Expenses	#NAME?	#NAME?	#NAME?	#NAME?	#NAME?
Net Income	#NAME?	#NAME?	#NAME?	#NAME?	#NAME?
Actual Student Enrollment	#NAME?	-	-	#NAME?	-
*NOTE: Enrollment, Revenue and Expenditure Data IN the 'Total and Variance Analysis' Section is Based on LAST ACTUAL Quarter Completed		Quarter - 1/1 - 3/31		4th Quarter - 4/1 - 6/30	
		Current Budget	Variance	Actual	Current Budget
<b>ENROLLMENT - *School Districts Are Linked To Above Entries*</b>					
HEMPSTEAD UFSD	#NAME?	-	-	#NAME?	-
AMITYVILLE UFSD	#NAME?	-	-	#NAME?	-
BALDWIN UFSD	#NAME?	-	-	#NAME?	-
ELMONT UFSD	#NAME?	-	-	#NAME?	-
FREEPORT UFSD	#NAME?	-	-	#NAME?	-
GLEN COVE CITY SD	#NAME?	-	-	#NAME?	-
SOUTH HUNTINGTON UFSD	#NAME?	-	-	#NAME?	-
LAWRENCE UFSD	#NAME?	-	-	#NAME?	-
LONG BEACH CITY SD	#NAME?	-	-	#NAME?	-
MALVERNE UFSD	#NAME?	-	-	#NAME?	-
NYC CHANCELLOR'S OFFICE	#NAME?	-	-	#NAME?	-
NORTH BELLMORE UFSD	#NAME?	-	-	#NAME?	-
OCEANSIDE UFSD	#NAME?	-	-	#NAME?	-
ROOSEVELT UFSD	#NAME?	-	-	#NAME?	-
SEWANHAKA CENTRAL HS DISTRICT	#NAME?	-	-	#NAME?	-
ALL OTHER School Districts: ( Count = 7 )	#NAME?	-	-	#NAME?	-
<b>TOTAL ENROLLMENT</b>	#NAME?	-	-	#NAME?	-
<b>REVENUE PER PUPIL</b>	#NAME?	#NAME?	-	#NAME?	#NAME?
<b>EXPENSES PER PUPIL</b>	#NAME?	#NAME?	-	#NAME?	#NAME?







**THE ACADEMY CHARTER SCHOOL DISTRICT**  
**Budget / Operating Plan**  
**2014-15**

Total Revenue	#NAME?	#NAME?	#NAME?	#NAME?	#NAME?	#NAME?	#NAME?
Total Expenses	#NAME?	#NAME?	#NAME?	#NAME?	#NAME?	#NAME?	#NAME?
Net Income	#NAME?	#NAME?	#NAME?	#NAME?	#NAME?	#NAME?	#NAME?
Actual Student Enrollment	-	-	-	-	-	-	-

**TOTALS AND VARIANCE ANALYSIS**

\*NOTE: Enrollment, Revenue and Expenditure Data IN the 'Total and Variance Analysis' Section is Based on LAST ACTUAL Quarter Completed

	Actual vs.		Actual vs.		Original Budget	Actual vs. Original
	Current Budget (Current Quarter)	Current Budget	Current Budget - TY	Current Budget TY	(Current Quarter)	Original Budget

**ENROLLMENT - \*School Districts Are Linked To Above Entries\***

**\* Enrollment Data Based on Last Actual Quarter Completed**

HEMPSTEAD UFSD	-	-	-		-	-
AMITYVILLE UFSD	-	-	-		-	-
BALDWIN UFSD	-	-	-		-	-
ELMONT UFSD	-	-	-		-	-
FREEPORT UFSD	-	-	-		-	-
GLEN COVE CITY SD	-	-	-		-	-
SOUTH HUNTINGTON UFSD	-	-	-		-	-
LAWRENCE UFSD	-	-	-		-	-
LONG BEACH CITY SD	-	-	-		-	-
MALVERNE UFSD	-	-	-		-	-
NYC CHANCELLOR'S OFFICE	-	-	-		-	-
NORTH BELLMORE UFSD	-	-	-		-	-
OCEANSIDE UFSD	-	-	-		-	-
ROOSEVELT UFSD	-	-	-		-	-
SEWANHAKA CENTRAL HS DISTRICT	-	-	-		-	-
ALL OTHER School Districts: ( Count = 7 )	-	-	-		-	-
<b>TOTAL ENROLLMENT</b>	-	-	-		-	-
<b>REVENUE PER PUPIL</b>	-	-	-		-	-
<b>EXPENSES PER PUPIL</b>	-	-	-		-	-

JOL

Total Revenue	#NAME?	#NAME?	#NAME?	#NAME?
Total Expenses	14,982,383	#NAME?	#NAME?	#NAME?
Net Income	#NAME?	#NAME?	#NAME?	#NAME?
Actual Student Enrollment			-	

*NOTE: Enrollment, Revenue and Expenditure Data IN the 'Total and Variance Analysis' Section is Based on LAST ACTUAL Quarter Completed	S		PY Actual (PY	Actual CY
	Original Budget - TY	Actual vs. Original Budget TY	TY / No. of COMPLETED Actual CY Quarters	vs. Actual PY

REVENUE				
<b>REVENUES FROM STATE SOURCES</b>				
Per Pupil Revenue	CY Per Pupil Rate			
HEMPSTEAD UFSD	#NAME?	#NAME?	#NAME?	#NAME?
AMITYVILLE UFSD	#NAME?	#NAME?	#NAME?	#NAME?
BALDWIN UFSD	#NAME?	#NAME?	#NAME?	#NAME?
ELMONT UFSD	#NAME?	#NAME?	#NAME?	#NAME?
FREEPORT UFSD	#NAME?	#NAME?	#NAME?	#NAME?
GLEN COVE CITY SD	#NAME?	#NAME?	#NAME?	#NAME?
SOUTH HUNTINGTON UFSD	#NAME?	#NAME?	#NAME?	#NAME?
LAWRENCE UFSD	#NAME?	#NAME?	#NAME?	#NAME?
LONG BEACH CITY SD	#NAME?	#NAME?	#NAME?	#NAME?
MALVERNE UFSD	#NAME?	#NAME?	#NAME?	#NAME?
NYC CHANCELLOR'S OFFICE	#NAME?	#NAME?	#NAME?	#NAME?
NORTH BELLMORE UFSD	#NAME?	#NAME?	#NAME?	#NAME?
OCEANSIDE UFSD	#NAME?	#NAME?	#NAME?	#NAME?
ROOSEVELT UFSD	#NAME?	#NAME?	#NAME?	#NAME?
SEWANHAKA CENTRAL HS DISTRICT	#NAME?	#NAME?	#NAME?	#NAME?
ALL OTHER School Districts: ( Count = 7 )	#NAME?	#NAME?	#NAME?	#NAME?
TOTAL Per Pupil Revenue (Weighted Average Per Pupil Funding)	#NAME?	#NAME?	#NAME?	#NAME?
Special Education Revenue		10,000	#NAME?	#NAME?
Grants				
Stimulus		-	#NAME?	#NAME?
DYCD (Department of Youth and Community Development)		-	#NAME?	#NAME?
Other		-	#NAME?	#NAME?
Other		-	#NAME?	#NAME?
TOTAL REVENUE FROM STATE SOURCES		#NAME?	#NAME?	#NAME?
<b>REVENUE FROM FEDERAL FUNDING</b>				
IDEA Special Needs		-	#NAME?	#NAME?
Title I		199,555	#NAME?	#NAME?
Title Funding - Other		17,157	#NAME?	#NAME?
School Food Service (Free Lunch)		424,338	#NAME?	#NAME?
Grants				
Charter School Program (CSP) Planning & Implementation		-	#NAME?	#NAME?
Other		-	#NAME?	#NAME?
Other		-	#NAME?	#NAME?
TOTAL REVENUE FROM FEDERAL SOURCES		641,050	#NAME?	#NAME?
<b>LOCAL and OTHER REVENUE</b>				
Contributions and Donations		-	#NAME?	#NAME?
Fundraising		-	#NAME?	#NAME?
Erate Reimbursement		5,000	#NAME?	#NAME?
Earnings on Investments		-	#NAME?	#NAME?
Interest Income		500	#NAME?	#NAME?
Food Service (Income from meals)		25,871	#NAME?	#NAME?
Text Book		-	#NAME?	#NAME?
OTHER		81,101	#NAME?	#NAME?
TOTAL REVENUE FROM LOCAL and OTHER SOURCES		112,472	#NAME?	#NAME?
<b>TOTAL REVENUE</b>		#NAME?	#NAME?	#NAME?

JOL

Total Revenue	#NAME?	#NAME?	#NAME?	#NAME?
Total Expenses	14,982,383	#NAME?	#NAME?	#NAME?
Net Income	#NAME?	#NAME?	#NAME?	#NAME?
Actual Student Enrollment			-	

*NOTE: Enrollment, Revenue and Expenditure Data IN the 'Total and Variance Analysis' Section is Based on LAST ACTUAL Quarter Completed	Actual vs. Original Budget TY		PY Actual (PY TY / No. of COMPLETED Actual CY Quarters	Actual CY vs. Actual PY
	Original Budget - TY	Original Budget TY	Actual CY	Actual PY

EXPENSES		Quarter 0 No. of Positions	Original Budget - TY	Actual vs. Original Budget TY	PY Actual (PY TY / No. of COMPLETED Actual CY Quarters	Actual CY vs. Actual PY
<b>ADMINISTRATIVE STAFF PERSONNEL COSTS</b>						
Executive Management	#NAME?		159,538	#NAME?	#NAME?	#NAME?
Instructional Management	#NAME?		131,127	#NAME?	#NAME?	#NAME?
Deans, Directors & Coordinators	#NAME?		868,487	#NAME?	#NAME?	#NAME?
CFO / Director of Finance	#NAME?		-	#NAME?	#NAME?	#NAME?
Operation / Business Manager	#NAME?		287,077	#NAME?	#NAME?	#NAME?
Administrative Staff	#NAME?		497,276	#NAME?	#NAME?	#NAME?
<b>TOTAL ADMINISTRATIVE STAFF</b>	#NAME?		1,943,505	#NAME?	#NAME?	#NAME?
<b>INSTRUCTIONAL PERSONNEL COSTS</b>						
Teachers - Regular	#NAME?		2,204,077	#NAME?	#NAME?	#NAME?
Teachers - SPED	#NAME?		427,729	#NAME?	#NAME?	#NAME?
Substitute Teachers	#NAME?		-	#NAME?	#NAME?	#NAME?
Teaching Assistants	#NAME?		923,724	#NAME?	#NAME?	#NAME?
Specialty Teachers	#NAME?		845,274	#NAME?	#NAME?	#NAME?
Aides	#NAME?		61,724	#NAME?	#NAME?	#NAME?
Therapists & Counselors	#NAME?		148,114	#NAME?	#NAME?	#NAME?
Other	#NAME?		193,475	#NAME?	#NAME?	#NAME?
<b>TOTAL INSTRUCTIONAL</b>	#NAME?		4,804,117	#NAME?	#NAME?	#NAME?
<b>NON-INSTRUCTIONAL PERSONNEL COSTS</b>						
Nurse	#NAME?		-	#NAME?	#NAME?	#NAME?
Librarian	#NAME?		-	#NAME?	#NAME?	#NAME?
Custodian	#NAME?		300,667	#NAME?	#NAME?	#NAME?
Security	#NAME?		309,925	#NAME?	#NAME?	#NAME?
Other	#NAME?		177,261	#NAME?	#NAME?	#NAME?
<b>TOTAL NON-INSTRUCTIONAL</b>	#NAME?		787,853	#NAME?	#NAME?	#NAME?
<b>SUBTOTAL PERSONNEL SERVICE COSTS</b>						
	#NAME?		7,535,475	#NAME?	#NAME?	#NAME?
<b>PAYROLL TAXES AND BENEFITS</b>						
Payroll Taxes			678,193	#NAME?	#NAME?	#NAME?
Fringe / Employee Benefits			1,140,129	#NAME?	#NAME?	#NAME?
Retirement / Pension			165,780	#NAME?	#NAME?	#NAME?
<b>TOTAL PAYROLL TAXES AND BENEFITS</b>			1,984,102	#NAME?	#NAME?	#NAME?
<b>TOTAL PERSONNEL SERVICE COSTS</b>						
	#NAME?		9,519,577	#NAME?	#NAME?	#NAME?
<b>CONTRACTED SERVICES</b>						
Accounting / Audit			20,000	#NAME?	#NAME?	#NAME?
Legal			15,000	#NAME?	#NAME?	#NAME?
Management Company Fee			-	#NAME?	#NAME?	#NAME?
Nurse Services			30,000	#NAME?	#NAME?	#NAME?
Food Service / School Lunch			299,865	#NAME?	#NAME?	#NAME?
Payroll Services			40,000	#NAME?	#NAME?	#NAME?
Special Ed Services			-	#NAME?	#NAME?	#NAME?
Titlement Services (i.e. Title I)			-	#NAME?	#NAME?	#NAME?
Other Purchased / Professional / Consulting			747,956	#NAME?	#NAME?	#NAME?
<b>TOTAL CONTRACTED SERVICES</b>			1,152,821	#NAME?	#NAME?	#NAME?



**JOL**

<b>Total Revenue</b>	<b>#NAME?</b>	<b>#NAME?</b>	<b>#NAME?</b>	<b>#NAME?</b>
<b>Total Expenses</b>	<b>14,982,383</b>	<b>#NAME?</b>	<b>#NAME?</b>	<b>#NAME?</b>
<b>Net Income</b>	<b>#NAME?</b>	<b>#NAME?</b>	<b>#NAME?</b>	<b>#NAME?</b>
<b>Actual Student Enrollment</b>			-	
5				
<p><b>*NOTE: Enrollment, Revenue and Expenditure Data IN the 'Total and Variance Analysis' Section is Based on LAST ACTUAL Quarter Completed</b></p>				
	<b>Original Budget - TY</b>	<b>Actual vs. Original Budget TY</b>	<b>PY Actual (PY TY / No. of COMPLETED Actual CY Quarters</b>	<b>Actual CY vs. Actual PY</b>
<b>SCHOOL OPERATIONS</b>				
Board Expenses	20,000	#NAME?	#NAME?	#NAME?
Classroom / Teaching Supplies & Materials	69,000	#NAME?	#NAME?	#NAME?
Special Ed Supplies & Materials	-	#NAME?	#NAME?	#NAME?
Textbooks / Workbooks	90,000	#NAME?	#NAME?	#NAME?
Supplies & Materials other	-	#NAME?	#NAME?	#NAME?
Equipment / Furniture	90,000	#NAME?	#NAME?	#NAME?
Telephone	25,000	#NAME?	#NAME?	#NAME?
Technology	158,000	#NAME?	#NAME?	#NAME?
Student Testing & Assessment	25,000	#NAME?	#NAME?	#NAME?
Field Trips	15,000	#NAME?	#NAME?	#NAME?
Transportation (student)	-	#NAME?	#NAME?	#NAME?
Student Services - other	35,000	#NAME?	#NAME?	#NAME?
Office Expense	173,000	#NAME?	#NAME?	#NAME?
Staff Development	119,000	#NAME?	#NAME?	#NAME?
Staff Recruitment	-	#NAME?	#NAME?	#NAME?
Student Recruitment / Marketing	4,000	#NAME?	#NAME?	#NAME?
School Meals / Lunch	10,000	#NAME?	#NAME?	#NAME?
Travel (Staff)	9,000	#NAME?	#NAME?	#NAME?
Fundraising	-	#NAME?	#NAME?	#NAME?
Other	-	#NAME?	#NAME?	#NAME?
<b>TOTAL SCHOOL OPERATIONS</b>	<b>842,000</b>	<b>#NAME?</b>	<b>#NAME?</b>	<b>#NAME?</b>
<b>FACILITY OPERATION &amp; MAINTENANCE</b>				
Insurance	95,000	#NAME?	#NAME?	#NAME?
Janitorial	95,000	#NAME?	#NAME?	#NAME?
Building and Land Rent / Lease / Facility Finance Interest	2,027,985	#NAME?	#NAME?	#NAME?
Repairs & Maintenance	50,000	#NAME?	#NAME?	#NAME?
Equipment / Furniture	10,000	#NAME?	#NAME?	#NAME?
Security	100,000	#NAME?	#NAME?	#NAME?
Utilities	190,000	#NAME?	#NAME?	#NAME?
<b>TOTAL FACILITY OPERATION &amp; MAINTENANCE</b>	<b>2,567,985</b>	<b>#NAME?</b>	<b>#NAME?</b>	<b>#NAME?</b>
<b>DEPRECIATION &amp; AMORTIZATION</b>	<b>900,000</b>	<b>#NAME?</b>	<b>#NAME?</b>	<b>#NAME?</b>
<b>RESERVES / CONTINGENCY</b>	<b>-</b>	<b>#NAME?</b>	<b>#NAME?</b>	<b>#NAME?</b>
<b>TOTAL EXPENSES</b>	<b>14,982,383</b>	<b>#NAME?</b>	<b>#NAME?</b>	<b>#NAME?</b>
<b>NET INCOME</b>		<b>#NAME?</b>	<b>#NAME?</b>	<b>#NAME?</b>

JOL

<b>Total Revenue</b>	#NAME?	#NAME?	#NAME?	#NAME?
<b>Total Expenses</b>	14,982,383	#NAME?	#NAME?	#NAME?
<b>Net Income</b>	#NAME?	#NAME?	#NAME?	#NAME?
<b>Actual Student Enrollment</b>			-	

<p><b>*NOTE: Enrollment, Revenue and Expenditure Data IN the 'Total and Variance Analysis' Section is Based on LAST ACTUAL Quarter Completed</b></p>	\$	Actual vs. Original	Actual vs. Original	FY Actual (FY TY / No. of COMPLETED Actual CY Quarters	Actual CY vs. Actual PY
--	----	---------------------------	---------------------------	--	-------------------------------

ENROLLMENT - *School Districts Are Linked To Above Entries*				
HEMPSTEAD UFSD			-	-
AMITYVILLE UFSD			-	-
BALDWIN UFSD			-	-
ELMONT UFSD			-	-
FREEPORT UFSD			-	-
GLEN COVE CITY SD			-	-
SOUTH HUNTINGTON UFSD			-	-
LAWRENCE UFSD			-	-
LONG BEACH CITY SD			-	-
MALVERNE UFSD			-	-
NYC CHANCELLOR'S OFFICE			-	-
NORTH BELLMORE UFSD			-	-
OCEANSIDE UFSD			-	-
ROOSEVELT UFSD			-	-
SEWANHAKA CENTRAL HS DISTRICT			-	-
ALL OTHER School Districts: ( Count = 7 )			-	-
<b>TOTAL ENROLLMENT</b>			-	-
<b>REVENUE PER PUPIL</b>			-	-
<b>EXPENSES PER PUPIL</b>			-	-



**Annual Report Requirement**  
*for SUNY Authorized Charter Schools*  
THE ACADEMY CHARTER SCHOOL  
**2014-15**

Administrative expenditures per pupil:	\$0.00
--	--------

Per NYS Statute      Administrative expenditures per pupil: the sum of all general administration salaries and other general administration expenditures divided by the total number of enrolled students. Employee benefit costs or expenditures should not be reported here.

**\*NOTE: THIS TAB ONLY NEEDS TO BE COMPLETED FOR Q4**





# Entry 9 BOT Table

Created: 06/25/2016

Last updated: 07/29/2016

## Page 1

### 1. Current Board Member Information

	Trustee Name	Email Address	Position on the Board	Committee Affiliations	Voting Member? (Y/N)	Area of Expertise, and/or Additional Role at School (parent, staff member, etc.)	Number of Terms Served and Length of Each (Include election date and term expiration)
1	Bishop Barrington Goldson	[REDACTED]	Chair/Board President	Fundraising , Community Relations	Yes	Community Support and Development	2 terms, 5 years
2	Robert Stewart	[REDACTED]	Vice Chair/Vice President	Community Relations	Yes	Community Support	2 terms, 5 years
3	Hazeltin Williams	[REDACTED]	Secretary	Finance and Fundraising	Yes	Finance	1 term, 5 years
4	Dawn West-Bloise	[REDACTED]	Trustee/Member	Finance and Asset Acquisition	Yes	Finance	1 term, 5 years
5	Stephen Rowley	[REDACTED]	Treasurer	Judicial, Grievance, and Compliance	Yes	Legal	2 terms, 5 years
6	Peter J. Goodman	[REDACTED]	Trustee/Member	Fundraising and Community Relations	Yes	Development	2 terms, 5 years
	Shelia	[REDACTED]		Academic			

7	Dancy-Wilkins	[REDACTED]	Trustee/Member	and Personnel	Yes	Academic	2 terms, 5 years
8	Roderick Roberts	[REDACTED]	Trustee/Member	Fundraising and Community Relations	Yes	Development	2 terms, 5 years
9	Janet-Ann Sanderson-Brown	[REDACTED]	Trustee/Member	Academic and Personnel	Yes	Academic	2 terms, 5 years
10	Sandrea O'Neil	[REDACTED]	Parent Representative		No	Parent	1 term
11							
12							
13							
14							
15							
16							
17							
18							
19							
20							

**2. Total Number of Members on June 30, 2015**

10

**3. Total Number of Members Joining the Board 2015-16 School Year**

1

**4. Total Number of Members Departing the Board during the 2015-16 School Year**

0

**5. Number of Voting Members 2015-16, as set by the by-laws, resolution or minutes**

9

**6. Number of Board Meetings Conducted in the 2015-16 School Year**

8

**7. Number of Board Meetings Scheduled for the 2016-17 School Year**

12

**Thank you.**

The Academy engaged in a high degree of advertisement including radio, newspaper and distribution of flyers, and hanging of banners to attract students throughout Nassau County. All advertisement include language focusing on ELLs, SPED and reduced lunch (see attachment). At The Academy we had all our recruitment flyers, applications and brochures printed in both Spanish and English. These were distributed to daycare centers, doctor offices, faith-based organized and several public events.

Our Special Education Director was available to meet with parents when they attended open houses here at the school. In addition, the Principal is Special Educated Certified and is able to speak with any parents or community members about the school's special education program.

Spanish has been taught this year K - 8

We also had several ELL students attending our school and their siblings were among those who were given first preference for the 2015-2016 school year.





# Entry 12 Teacher and Administrator Attrition

Created: 06/25/2016

Last updated: 07/26/2016

Report changes in teacher and administrator staffing.

Page 1

## Instructions for completing the Teacher and Administrator Attrition Tables

The following tables reflect formatting in the online portal required for Regents authorized charter schools. Schools should provide, for teachers and administrators only, the full time equivalent (FTE) of staff on June 30, 2015; the FTE for added staff from July 1, 2015 through June 30, 2016; and the FTE for any departed staff from July 1, 2015 through June 30, 2016 using the two tables provided.

### 2015-16 Teacher Attrition Table

	FTE Teachers on June 30, 2015	FTE Teachers Departed 7/1/15 - 6/30/16	FTE Teachers Filling Vacant Positions 7/1/15 - 6/30/16	FTE Teachers Added in New Positions 7/1/15-6/30/16	FTE of Teachers on June 30, 2016
	45	7	7	2	47

### 2015-16 Administrator Position Attrition Table

	FTE Administrative Positions on June 30, 2015	FTE Administrators Departed 7/1/15 - 6/30/16	FTE Administrators Filling Vacant Positions 7/1/15 - 6/30/16	FTE Administrators Added in New Positions 7/1/15-6/30/16	FTE Administrative Positions on June 30, 2016
	3	1	1	2	6

Thank you



# Charter School

## 2016 - 2017 School Calendar

<b>Tuesday</b>	<b>September 6</b>	<b>First day of School</b>
<b>Wednesday</b>	<b>September 14</b>	<b>Early Dismissal 2PM</b>
<b>Wednesday</b>	<b>September 28</b>	<b>Early Dismissal 2PM</b>
<b>Mon - Tue</b>	<b>October 3 - 4</b>	<b>Rosh Hashana - School Closed</b>
<b>Monday</b>	<b>October 10</b>	<b>Columbus Day - School Closed</b>
<b>Wednesday</b>	<b>October 12</b>	<b>Yom Kippur - School Closed</b>
<b>Wednesday</b>	<b>October 26</b>	<b>Early Dismissal 2PM</b>
<b>Tuesday</b>	<b>November 8</b>	<b>Election Day (Students are not in Attendance) Professional Staff Development Day</b>
<b>Wednesday</b>	<b>November 9</b>	<b>Early Dismissal 2PM</b>
<b>Wednesday</b>	<b>November 9 -10</b>	<b>Parent Teacher Conference Elementary, Middle School &amp; High School</b>
<b>Friday</b>	<b>November 11</b>	<b>Veteran's Day - School Closed</b>
<b>Wednesday</b>	<b>November 23</b>	<b>Half Day 12noon Dismissal</b>
<b>Thurs - Fri</b>	<b>Nov 24 - 25</b>	<b>Thanksgiving Recess</b>
<b>Monday</b>	<b>November 28</b>	<b>School Reopens</b>
<b>Wednesday</b>	<b>December 7</b>	<b>Early Dismissal 2PM</b>
<b>Wednesday</b>	<b>December 21</b>	<b>Early Dismissal 2PM</b>
<b>Mon- Monday</b>	<b>Dec 26-Jan 2</b>	<b>Holiday Recess - School Closed</b>
<b>Tuesday</b>	<b>January 3</b>	<b>School Reopens</b>
<b>Wednesday</b>	<b>January 4</b>	<b>Early Dismissal 2PM</b>
<b>Monday</b>	<b>January 16</b>	<b>Dr. Martin Luther King, Jr. Day - School Closed</b>
<b>Wednesday</b>	<b>January 18</b>	<b>Early Dismissal 2PM</b>
<b>Wednesday</b>	<b>February 1</b>	<b>Early Dismissal 2PM</b>

<b>Wednesday</b>	<b>February 15</b>	<b>Early Dismissal 2PM</b>
<b>Wed - Thurs</b>	<b>Feb 15 - 16</b>	<b>Parent Teacher Conference Elementary, Middle School &amp; High School</b>
<b>Mon - Friday</b>	<b>Feb 20 - 24</b>	<b>Winter Break – School Closed</b>
<b>Tuesday</b>	<b>February 27</b>	<b>School Reopens</b>
<b>Wednesday</b>	<b>March 1</b>	<b>Early Dismissal 2PM</b>
<b>Wednesday</b>	<b>March 15</b>	<b>Early Dismissal 2PM</b>
<b>Wednesday</b>	<b>March 22</b>	<b>Early Dismissal 2PM</b>
<b>Mon-Monday</b>	<b>April 10 -17</b>	<b>Springs Break – School Closed</b>
<b>Tuesday</b>	<b>April 18</b>	<b>School Reopens</b>
<b>Wednesday</b>	<b>April 26</b>	<b>Early Dismissal 2PM</b>
<b>Wednesday</b>	<b>May 10</b>	<b>Early Dismissal 2PM</b>
<b>Wed - Thurs</b>	<b>May 10 - 11</b>	<b>Parent Teacher Conference Elementary, Middle School &amp; High School</b>
<b>Wednesday</b>	<b>May 24</b>	<b>Early Dismissal 2PM</b>
<b>Fri - Mon</b>	<b>May 26 -29</b>	<b>Memorial Day – School Closed</b>
<b>Wednesday</b>	<b>June 7</b>	<b>Early Dismissal 2PM</b>
<b>Wednesday</b>	<b>June 21</b>	<b>Early Dismissal 2PM</b>
<b>Friday</b>	<b>June 23</b>	<b>Last Day of School (1/2 Day) 12noon</b>

Total school days that students are in session 182 days

**Please Note:** Any day that the Hempstead School District closes schools, we will be closed.

### **Snow Days**

May -26<sup>th</sup> 1st Snow Day (Otherwise Closed)  
 April -10th 2nd Snow Day (Otherwise Closed)  
 April -11th 3rd Snow Day (Otherwise Closed)

Last update 7/13/2016