



Entry 1 School Information

Created: 07/19/2017 • Last updated: 07/20/2017

Please be advised that you will need to complete this cover page (including signatures) before all of the other tasks assigned to you by your authorizer are visible on your task page. While completing this task, please ensure that you select the correct authorizer (**as of June 30, 2017**) or you may not be assigned the correct tasks.

a. SCHOOL NAME AND BEDS# ACHIEVEMENT FIRST ASPIRE CS (SUNY Trustees)

(Select name from the drop down menu)

b. CHARTER AUTHORIZER SUNY Authorized Charter School

(For technical reasons, please re select authorizer name from the drop down menu).

c. DISTRICT / CSD OF LOCATION NYC CSD 19

d1. SCHOOL INFORMATION

	PRIMARY ADDRESS	PHONE NUMBER	FAX NUMBER	EMAIL ADDRESS
	982 Hageman Avenue Brooklyn, NY 11208	[REDACTED]	[REDACTED]	[REDACTED]

d2. PHONE CONTACT NUMBER FOR AFTER HOURS EMERGENCIES

Contact Name	Amelia Hanley
Title	Regional Director of Operations
Emergency Phone Number (### ###) ###)	[REDACTED]

e. SCHOOL WEB ADDRESS (URL) www.achievementfirst.org

f. DATE OF INITIAL CHARTER 10/2011

g. DATE FIRST OPENED FOR INSTRUCTION 08/2013

i. TOTAL ENROLLMENT ON JUNE 30, 2017 433

j. GRADES SERVED IN SCHOOL YEAR 2016-17

Check all that apply

Grades Served	K, 1, 2, 3, 4
---------------	---------------

k1. DOES THE SCHOOL CONTRACT WITH A CHARTER OR EDUCATIONAL MANAGEMENT ORGANIZATION? Yes

k2. NAME OF CMO/EMO AND ADDRESS

NAME OF CMO/EMO	Achievement First
PHYSICAL STREET ADDRESS	335 Adams Street, Suite 700
CITY	Brooklyn
STATE	NY
ZIP CODE	11201
EMAIL ADDRESS	[REDACTED]

l1. FACILITIES

Does the school maintain or operate multiple sites?

	Yes, 2 sites
--	--------------

12. SCHOOL SITES

Please list the sites where the school will operate for the upcoming school year.

	Physical Address	Phone Number	District/CSD	Grades Served at Site	School at Full Capacity at Site	Facilities Agreement
Site 1 (same as primary site)	982 Hageman Avenue Brooklyn, NY 11208	[REDACTED]	CSD 19	K 4	Yes	DOE space
Site 2	982 Hageman Avenue Brooklyn, NY 11208	[REDACTED]	CSD 19	5	No	DOE space
Site 3						

12a. Please provide the contact information for Site 1.

	Name	Work Phone	Alternate Phone	Email Address
School Leader	Sarah Iannucci	[REDACTED]		[REDACTED]
Operational Leader	Johanna Glaude	[REDACTED]		[REDACTED]
Compliance Contact	Peter Cymrot	[REDACTED]		[REDACTED]
Complaint Contact	Peter Cymrot	[REDACTED]		[REDACTED]

13. Please provide the contact information for Site 2.

	Name	Work Phone	Alternate Phone	Email Address
School Leader	Zachary Segall	[REDACTED]		
Operational Leader	Naiema Carolina	[REDACTED]		[REDACTED]
Compliance Contact	Peter Cymrot	[REDACTED]		[REDACTED]
Complaint Contact	Peter Cymrot	[REDACTED]		[REDACTED]

m1. Is the school or are the school sites co-located? Yes

m2. Please list the terms of your current co-location.

	Date school will leave current co location	Is school working with NYCDOE to expand into current space?	If so, list year expansion will occur.	Is school working with NYCDOE to move to separate space?	If so, list the proposed space and year planned for move	School at Full Capacity at Site
Site 1 (primary site)	N/A					
Site 2	N/A					
Site 3						

n1. Were there any revisions to the school's charter during the 2016-17 school year? (Please include approved or pending material and non-material charter revisions). Yes

n2. Summary of Charter Revisions

	Category (Select Best Description)	Specific Revision (150 word limit)	Date Approved by BOT (if applicable)	Date Approved by Authorizer (if applicable)
1	Change in admissions/enrollment policy	Updated the admissions policy, including increasing the weighted preference for English Language Learners and students with disabilities.	3/23/2017	
2	Change in student/family handbook	Minor updates and changes to the discipline/code of conduct (and other policies) as represented in the Family Handbook.		
3	Change in design or educational program	Revision to adopt Greenfield educational model at AF Aspire Middle School upon opening in August 2017.	1/26/2017	
4				
5				

o. Name and Position of Individual(s) Who Completed the 2016-17 Annual Report. Peter Cymrot, General Counsel

p. Our signatures below attest that all of the information contained herein is truthful and accurate and that this charter school is in compliance with all aspects of its charter, and with all pertinent Federal, State, and local laws, regulations, and rules. We understand that if any information in any part of this report is found to have been deliberately misrepresented, that will constitute grounds for the revocation of our charter. Check **YES if you agree and then use the mouse on your PC or the stylist on your mobile device to sign your name).**

Yes

Signature, Head of Charter School

SI

Signature, President of the Board of Trustees

DS

Date

2017/07/20

Thank you.



Entry 2 NYS School Report Card Link

Last updated: 07/19/2017

1. NEW YORK STATE REPORT CARD

<https://data.nysed.gov/reportcard.php?year=2016&instid=800000070171>

Provide a direct URL or web link to the most recent New York State School Report Card for the charter school (See <https://reportcards.nysed.gov/>).

(Charter schools completing year one will not yet have a School Report Card or link to one. Please type "URL is not available" in the space provided).



Entry 4 Expenditures per Child

Created: 07/31/2017 • Last updated: 08/01/2017

Financial Information

This information is required of ALL charter schools. Provide the following measures of fiscal performance of the charter school in Appendix B (Total Expenditures and Administrative Expenditures Per Child):

1. Total Expenditures Per Child

To calculate '**Total Expenditures per Child**' take total expenditures (from the unaudited 2016-17 Schedule of Functional Expenses) and divide by the year end FTE student enrollment. (Integers Only. No dollar signs or commas).

Note: The information on the Schedule of Functional Expenses on pages 41-43 of the Audit Guide can help schools locate the amounts to use in the two per pupil calculations: <http://www.p12.nysed.gov/psc/AuditGuide.html>

Line 1: Total Expenditures	6248783
Line 2: Year End FTE student enrollment	434
Line 3: Divide Line 1 by Line 2	14398

2. Administrative Expenditures per Child

To calculate **'Administrative Expenditures per Child'** To calculate "Administrative Expenditures per Child" first *add* together the following:

1. Take the relevant portion from the 'personnel services cost' row and the 'management and general' column (from the unaudited 2016 17 Schedule of Functional Expenses)
2. Any contracted administrative/management fee paid to other organizations or corporations
3. Take the total from above and divide it by the year end FTE enrollment. The relevant portion that must be included in this calculation is defined as follows:

Administrative Expenditures: Administration and management of the charter school includes the activities and personnel of the offices of the chief school officer, the finance or business offices, school operations personnel, data management and reporting, human resources, technology, etc. It also includes those administrative and management services provided by other organizations or corporations on behalf of the charter school for which the charter school pays a fee or other compensation. Do not include the FTE of personnel whose role is to directly support the instructional program.

Notes:

The information on the Schedule of Functional Expenses on pages 41-43 of the Audit Guide can help schools locate the amounts to use in the two per pupil calculations:

<http://www.p12.nysed.gov/psc/AuditGuide.html>.

Employee benefit costs or expenditures should not be reported in the above calculations.

Line 1: Relevant Personnel Services Cost (Row)	430787
Line 2: Management and General Cost (Column)	229619
Line 3: Sum of Line 1 and Line 2	660406
Line 5: Divide Line 3 by the Year End FTE student enrollment	1522

Thank you.



**GENERAL INSTRUCTIONS FOR
ANNUAL BUDGET/QUARTERLY REPORT**

TEMPLATE TABS

1- GRAY tab contains the Instructions




Instructions	Provides description of tabs and input requirements.
Funding by District	Charter School Tuition Rates

2- BLUE tabs require input of information

1.) Name of School	>Select school name from list. >Enter contact information.
2.) Enrollment	Enter enrollment information for Annual Budget (& Revisions) and Quarterly Actuals. Includes: >Enrollment by Grade >Enrollment by District
3.) Staffing Plan	Enter staffing plan information for Annual Budget (& Revisions) and Quarterly Actuals. Includes: >Full Time Equivalent (FTE), by Position Category, By Quarter
4.) Yearly Budget	Enter Yearly Budget information. Includes: >"Pior Year" column may be completed based upon preliminary data, and adjusted with Annual Audited data when the Quarter 2 Actuals are being submitted. (Note: Quarterly Revenue allocation may be set) >Budgeted Enrollment data and Per Pupil Revenue for the current year are populated based upon input on tab "2.) Enrollment." >Budgeted FTE for current year is populated based upon input on tab "3.) Staffing Plan." >All other sources of revenue >All expenses >Budget Revisions, as necessary and <i>approved</i> by the school's Board of Directors, should be submitted when submitting Quarterly Actuals.
5.) Balance Sheet	Enter Balance Sheet information for EdCorps. Separate schools merged into a primary EdCorp should NOT use this tab. >"Pior Year" column may be completed based upon preliminary data, and adjusted with Annual Audited data when the Quarter 2 Actuals are being submitted.

6.) Quarterly Report	Enter Actual Quarterly Report information . Includes: >Actual Enrollment data and Per Pupil Revenue for the current year are populated based upon input on tab "2.) Enrollment." >Actual FTE for current year is populated based upon input on tab "3.) Staffing Plan." >All other sources of revenue >All expenses
7.) Annual Report Requirement	Complete when submitting Actual Quarter 4.

CELL COLORS & GUIDANCE COMMENTS

-  = Enter information into the light BLUE shaded cells.
-  = Cells labeled in ORANGE containe guidance regarding the input of information.
-  = Cells containing RED triangles in the upper right corner contain "guidance comments" on that particular line item. Please "mouse-over" the triangle to reveal each comment.

Charter Funding Alphabetical By NYS School District
*** (Sum of Charter School Basic Tuition and Supplemental Basic Tuition)**



ANNUAL BUDGET & QUARTERLY REPORT TEMPLATE

Achievement First Aspire Charter School

SCHOOL

Name:	Achievement First Aspire Charter School
--------------	---

CONTACT INFORMATION

Contact Name:	Jennifer Rhoads
Contact Title:	Associate Director, Finance
Contact Email:	[REDACTED]
Contact Phone:	[REDACTED]

REPORT PERIOD

Current Academic Year:	2017-18
Prior Academic Year:	2016-17

**VEMENT FIRST ASPIRE CHARTE
2017-18**

**ACHIEVEMENT FIRST ASPIRE CHARTER SCHOOL
2017-18**

PLAN - FULL TIME EQUIVALENT

STAFFING PLAN - FULL TIME EQUIVALENT ("FTE")

***NOTE:** Enter the number of FTE positions in the "blue" cells.

***NOTE:** If there are NO budget revisions at the time of quarterly submittal leave the 'REVISED' Column(s) COMPLETELY BLANK.

ADMINISTRATIVE PERSONNEL FTE	ADMINISTRATIVE PERSONNEL FTE	PRIOR YEAR
		2016-17
		ACTUAL
Executive Management	Executive Management	
Instructional Management	Instructional Management	
Deans, Directors & Coordinators	Deans, Directors & Coordinators	
CFO / Director of Finance	CFO / Director of Finance	
Operation / Business Manager	Operation / Business Manager	
Administrative Staff	Administrative Staff	
TOTAL ADMINISTRATIVE STAFF	TOTAL ADMINISTRATIVE STAFF	0.0

ANNUAL BUDGETED FTE							
Q1		Q2		Q3		Q4	
Original	Revised	Original	Revised	Original	Revised	Original	Revised
2.0		2.0		2.0		2.0	
7.0		7.0		7.0		7.0	
2.0		2.0		2.0		2.0	
5.0		5.0		5.0		5.0	
16.0	0.0	16.0	0.0	16.0	0.0	16.0	0.0

INSTRUCTIONAL PERSONNEL FTE	INSTRUCTIONAL PERSONNEL FTE	PRIOR YEAR
		2016-17
		ACTUAL
Teachers - Regular	Teachers - Regular	
Teachers - SPED	Teachers - SPED	
Substitute Teachers	Substitute Teachers	
Teaching Assistants	Teaching Assistants	
Specialty Teachers	Specialty Teachers	
Aides	Aides	
Therapists & Counselors	Therapists & Counselors	
Other	Other	
TOTAL INSTRUCTIONAL	TOTAL INSTRUCTIONAL	0.0

ANNUAL BUDGETED FTE							
Q1		Q2		Q3		Q4	
Original	Revised	Original	Revised	Original	Revised	Original	Revised
51.0		51.0		51.0		51.0	
5.0		5.0		5.0		5.0	
3.0		3.0		3.0		3.0	
59.0	0.0	59.0	0.0	59.0	0.0	59.0	0.0

NON-INSTRUCTIONAL PERSONNEL FTE	NON-INSTRUCTIONAL PERSONNEL FTE	PRIOR YEAR
		2016-17
		ACTUAL
Nurse	Nurse	
Librarian	Librarian	
Custodian	Custodian	
Security	Security	
Other	Other	
TOTAL NON-INSTRUCTIONAL	TOTAL NON-INSTRUCTIONAL	0.0

ANNUAL BUDGETED FTE							
Q1		Q2		Q3		Q4	
Original	Revised	Original	Revised	Original	Revised	Original	Revised
0.0	0.0	0.0	0.0	0.0	0.0	0.0	0.0

TOTAL PERSONNEL SERVICE FTE	TOTAL PERSONNEL SERVICE FTE	0.0
------------------------------------	------------------------------------	-----

75.0	0.0	75.0	0.0	75.0	0.0	75.0	0.0
------	-----	------	-----	------	-----	------	-----

**VEMENT FIRST ASPIRE CHARTE
2017-18**

PLAN - FULL TIME EQUIVALENT

***NOTE:** Enter the number of FTE positions in the "blue" cells. *Should be input.*

***NOTE:** State the assumptions that are being made for personnel FTE levels.

ADMINISTRATIVE PERSONNEL FTE		Description of Assumptions
	Q4	
	Actual	
Executive Management		
Instructional Management		
Deans, Directors & Coordinators		
CFO / Director of Finance		
Operation / Business Manager		
Administrative Staff		
TOTAL ADMINISTRATIVE STAFF	0.0	

INSTRUCTIONAL PERSONNEL FTE		Description of Assumptions
	Q4	
	Actual	
Teachers - Regular		
Teachers - SPED		
Substitute Teachers		
Teaching Assistants		
Specialty Teachers		
Aides		
Therapists & Counselors		
Other		
TOTAL INSTRUCTIONAL	0.0	

NON-INSTRUCTIONAL PERSONNEL FTE		Description of Assumptions
	Q4	
	Actual	
Nurse		
Librarian		
Custodian		
Security		
Other		
TOTAL NON-INSTRUCTIONAL	0.0	

TOTAL PERSONNEL SERVICE FTE	0.0	
------------------------------------	-----	--

ACHIEVEMENT FIRST ASPIRE CHARTER SCHOOL
Budget / Operating Plan
2017-18

Total Revenue	-	2,471,116	-	-	2,471,116	-	-	2,471,116
Total Expenses	-	2,324,261	-	-	2,324,261	-	-	2,324,261
Net Income	-	146,855	-	-	146,855	-	-	146,855
Actual Student Enrollment	-	565	-	-	565	-	-	565

	Prior Year Actual 2016-17 Revenue Per Pupil	1st Quarter - 7/1 - 9/30			2nd Quarter - 10/1 - 12/31			3rd Q
		Original Budget	Revised Budget	Variance	Original Budget	Revised Budget	Variance	Original Budget

REVENUE

REVENUES FROM STATE SOURCES

2017-18
Per Pupil Rate

***NOTE: If there are NO budget revisions at the time of quarterly submittal leave
 If budget revisions ARE made, the entire "REVISED" budget columns for the affected**

		PPR %/Qtr->	25.0%	25.0%	25.0%	25.0%	25.0%
Allocate Per Pupil Revenue by Quarter							
NYC CHANCELLOR'S OFFICE	14,527		2,051,939	-	-	2,051,939	2,051,939
-	-		-	-	-	-	-
-	-		-	-	-	-	-
-	-		-	-	-	-	-
-	-		-	-	-	-	-
-	-		-	-	-	-	-
-	-		-	-	-	-	-
-	-		-	-	-	-	-
-	-		-	-	-	-	-
-	-		-	-	-	-	-
-	-		-	-	-	-	-
-	-		-	-	-	-	-
-	-		-	-	-	-	-
-	-		-	-	-	-	-
-	-		-	-	-	-	-
-	-		-	-	-	-	-
-	-		-	-	-	-	-
-	-		-	-	-	-	-
-	-		-	-	-	-	-
-	-		-	-	-	-	-
-	-		-	-	-	-	-
-	-		-	-	-	-	-
-	-		-	-	-	-	-
-	-		-	-	-	-	-
-	-		-	-	-	-	-
-	-		-	-	-	-	-
-	-		-	-	-	-	-
-	-		-	-	-	-	-
-	-		-	-	-	-	-
-	-		-	-	-	-	-
-	-		-	-	-	-	-
-	-		-	-	-	-	-
-	-		-	-	-	-	-
-	-		-	-	-	-	-
-	-		-	-	-	-	-
-	-		-	-	-	-	-
-	-		-	-	-	-	-
-	-		-	-	-	-	-
-	-		-	-	-	-	-
-	-		-	-	-	-	-
-	-		-	-	-	-	-
-	-		-	-	-	-	-
-	-		-	-	-	-	-
-	-		-	-	-	-	-
-	-		-	-	-	-	-
-	-		-	-	-	-	-
-	-		-	-	-	-	-
-	-		-	-	-	-	-
-	-		-	-	-	-	-
-	-		-	-	-	-	-
-	-		-	-	-	-	-
-	-		-	-	-	-	-
-	-		-	-	-	-	-
-	-		-	-	-	-	-
-	-		-	-	-	-	-
-	-		-	-	-	-	-
-	-		-	-	-	-	-
-	-		-	-	-	-	-
-	-		-	-	-	-	-
-	-		-	-	-	-	-
-	-		-	-	-	-	-
-	-		-	-	-	-	-
-	-		-	-	-	-	-
-	-		-	-	-	-	-
-	-		-	-	-	-	-
-	-		-	-	-	-	-
-	-		-	-	-	-	-
-	-		-	-	-	-	-
-	-		-	-	-	-	-
-	-		-	-	-	-	-
-	-		-	-	-	-	-
-	-		-	-	-	-	-
-	-		-	-	-	-	-
-	-		-	-	-	-	-
-	-		-	-	-	-	-
-	-		-	-	-	-	-
-	-		-	-	-	-	-
-	-		-	-	-	-	-
-	-		-	-	-	-	-
-	-		-	-	-	-	-
-	-		-	-	-	-	-
-	-		-	-	-	-	-
-	-		-	-	-	-	-
-	-		-	-	-	-	-
-	-		-	-	-	-	-
-	-		-	-	-	-	-
-	-		-	-	-	-	-
-	-		-	-	-	-	-
-	-		-	-	-	-	-
-	-		-	-	-	-	-
-	-		-	-	-	-	-
-	-		-	-	-	-	-
-	-		-	-	-	-	-
-	-		-	-	-	-	-
-	-		-	-	-	-	-
-	-		-	-	-	-	-
-	-		-	-	-	-	-
-	-		-	-	-	-	-
-	-		-	-	-	-	-
-	-		-	-	-	-	-
-	-		-	-	-	-	-
-	-		-	-	-	-	-
-	-		-	-	-	-	-
-	-		-	-	-	-	-
-	-		-	-	-	-	-
-	-		-	-	-	-	-
-	-		-	-	-	-	-
-	-		-	-	-	-	-
-	-		-	-	-	-	-
-	-		-	-	-	-	-
-	-		-	-	-	-	-
-	-		-	-	-	-	-
-	-		-	-	-	-	-
-	-		-	-	-	-	-
-	-		-	-	-	-	-
-	-		-	-	-	-	-
-	-		-	-	-	-	-
-	-		-	-	-	-	-
-	-		-	-	-	-	-
-	-		-	-	-	-	-
-	-		-	-	-	-	-
-	-		-	-	-	-	-
-	-		-	-	-	-	-
-	-		-	-	-	-	-
-	-		-	-	-	-	-
-	-		-	-	-	-	-
-	-		-	-	-	-	-
-	-		-	-	-	-	-
-	-		-	-	-	-	-
-	-		-	-	-	-	-
-	-		-	-	-	-	-
-	-		-	-	-	-	-
-	-		-	-	-	-	-
-	-		-	-	-	-	-
-	-		-	-	-	-	-
-	-		-	-	-		

ACHIEVEMENT FIRST ASPIRE CHARTER SCHOOL								
Budget / Operating Plan								
2017-18								
Total Revenue	-	2,471,116	-	-	2,471,116	-	-	2,471,116
Total Expenses	-	2,324,261	-	-	2,324,261	-	-	2,324,261
Net Income	-	146,855	-	-	146,855	-	-	146,855
Actual Student Enrollment	-	565	-	-	565	-	-	565
	Prior Year Actual	1st Quarter - 7/1 - 9/30			2nd Quarter - 10/1 - 12/31			3rd Q
	2016-17	Original	Revised		Original	Revised		Original
	Revenue Per	Budget	Budget	Variance	Budget	Budget	Variance	Budget
	Pupil							
Charter School Program (CSP) Planning & Implementation		33,313		-	33,313		-	33,313
Other				-			-	
Other				-			-	
TOTAL REVENUE FROM FEDERAL SOURCES	-	104,158	-	-	104,158	-	-	104,158
LOCAL and OTHER REVENUE								
Contributions and Donations				-			-	
Fundraising				-			-	
Erate Reimbursement		14,802		-	14,802		-	14,802
Earnings on Investments				-			-	
Interest Income				-			-	
Food Service (Income from meals)				-			-	
Text Book				-			-	
OTHER		<u>183,480</u>		-	<u>183,480</u>		-	<u>183,480</u>
TOTAL REVENUE FROM LOCAL and OTHER SOURCES	-	198,282	-	-	198,282	-	-	198,282
TOTAL REVENUE	-	2,471,116	-	-	2,471,116	-	-	2,471,116

ACHIEVEMENT FIRST ASPIRE CHARTER SCHOOL
Budget / Operating Plan
2017-18

Total Revenue	-	2,471,116	-	-	2,471,116	-	-	2,471,116
Total Expenses	-	2,324,261	-	-	2,324,261	-	-	2,324,261
Net Income	-	146,855	-	-	146,855	-	-	146,855
Actual Student Enrollment	-	565	-	-	565	-	-	565
	Prior Year Actual	1st Quarter - 7/1 - 9/30			2nd Quarter - 10/1 - 12/31			3rd Q
	2016-17	Original	Revised	Variance	Original	Revised	Variance	Original
	Revenue Per Pupil	Budget	Budget		Budget	Budget		Budget

EXPENSES

ADMINISTRATIVE STAFF PERSONNEL COSTS

Avg. No. of Positions

Executive Management	2.00	229,585		-	229,585		-	229,585
Instructional Management	-			-			-	
Deans, Directors & Coordinators	7.00			-			-	
CFO / Director of Finance	-			-			-	
Operation / Business Manager	2.00			-			-	
Administrative Staff	5.00			-			-	
TOTAL ADMINISTRATIVE STAFF	16.00	-	229,585	-	-	229,585	-	-

INSTRUCTIONAL PERSONNEL COSTS

Teachers - Regular	51.00	883,362		-	883,362		-	883,362
Teachers - SPED	-			-			-	
Substitute Teachers	-			-			-	
Teaching Assistants	5.00			-			-	
Specialty Teachers	-			-			-	
Aides	-			-			-	
Therapists & Counselors	3.00			-			-	
Other	-	156,632		-	156,632		-	156,632
TOTAL INSTRUCTIONAL	59.00	-	1,039,994	-	-	1,039,994	-	-

NON-INSTRUCTIONAL PERSONNEL COSTS

Nurse	-			-			-	
Librarian	-			-			-	
Custodian	-			-			-	
Security	-			-			-	
Other	-	164,095		-	164,095		-	164,095
TOTAL NON-INSTRUCTIONAL	-	-	164,095	-	-	164,095	-	-

SUBTOTAL PERSONNEL SERVICE COSTS

	75.00	-	1,433,674	-	-	1,433,674	-	-
PAYROLL TAXES AND BENEFITS								
Payroll Taxes		4,499		-	4,499		-	4,499
Fringe / Employee Benefits		162,721		-	162,721		-	162,721

		ACHIEVEMENT FIRST ASPIRE CHARTER SCHOOL Budget / Operating Plan 2017-18							
Total Revenue		-	2,471,116	-	-	2,471,116	-	-	2,471,116
Total Expenses		-	2,324,261	-	-	2,324,261	-	-	2,324,261
Net Income		-	146,855	-	-	146,855	-	-	146,855
Actual Student Enrollment		-	565	-	-	565	-	-	565
		Prior Year Actual	1st Quarter - 7/1 - 9/30			2nd Quarter - 10/1 - 12/31			3rd Q
		2016-17 Revenue Per Pupil	Original Budget	Revised Budget	Variance	Original Budget	Revised Budget	Variance	Original Budget
Retirement / Pension					-			-	
TOTAL PAYROLL TAXES AND BENEFITS		-	167,220	-	-	167,220	-	-	167,220
TOTAL PERSONNEL SERVICE COSTS									
	75.00	-	1,600,894	-	-	1,600,894	-	-	1,600,894
CONTRACTED SERVICES									
Accounting / Audit			5,250		-	5,250		-	5,250
Legal			4,000		-	4,000		-	4,000
Management Company Fee					-			-	
Nurse Services					-			-	
Food Service / School Lunch					-			-	
Payroll Services			4,102		-	4,102		-	4,102
Special Ed Services					-			-	
Titlement Services (i.e. Title I)					-			-	
Other Purchased / Professional / Consulting			18,100		-	18,100		-	18,100
TOTAL CONTRACTED SERVICES		-	31,452	-	-	31,452	-	-	31,452

ACHIEVEMENT FIRST ASPIRE CHARTER SCHOOL
Budget / Operating Plan
2017-18

	-	2,471,116	-	-	2,471,116	-	-	2,471,116
Total Revenue	-	2,471,116	-	-	2,471,116	-	-	2,471,116
Total Expenses	-	2,324,261	-	-	2,324,261	-	-	2,324,261
Net Income	-	146,855	-	-	146,855	-	-	146,855
Actual Student Enrollment	-	565	-	-	565	-	-	565
	Prior Year Actual	1st Quarter - 7/1 - 9/30			2nd Quarter - 10/1 - 12/31			3rd Quarter
	2016-17	Original	Revised		Original	Revised		Original
	Revenue Per Pupil	Budget	Budget	Variance	Budget	Budget	Variance	Budget
SCHOOL OPERATIONS								
Board Expenses				-			-	
Classroom / Teaching Supplies & Materials		21,414		-	21,414		-	21,414
Special Ed Supplies & Materials				-			-	
Textbooks / Workbooks		43,707		-	43,707		-	43,707
Supplies & Materials other		24,773		-	24,773		-	24,773
Equipment / Furniture		6,988		-	6,988		-	6,988
Telephone		6,674		-	6,674		-	6,674
Technology		151,922		-	151,922		-	151,922
Student Testing & Assessment				-			-	
Field Trips		18,032		-	18,032		-	18,032
Transportation (student)				-			-	
Student Services - other		242,974		-	242,974		-	242,974
Office Expense		28,938		-	28,938		-	28,938
Staff Development		19,130		-	19,130		-	19,130
Staff Recruitment		15,510		-	15,510		-	15,510
Student Recruitment / Marketing		1,250		-	1,250		-	1,250
School Meals / Lunch				-			-	
Travel (Staff)		581		-	581		-	581
Fundraising				-			-	
Other		30,171		-	30,171		-	30,171
TOTAL SCHOOL OPERATIONS	-	612,064	-	-	612,064	-	-	612,064
FACILITY OPERATION & MAINTENANCE								
Insurance		9,413		-	9,413		-	9,413
Janitorial				-			-	
Building and Land Rent / Lease / Facility Finance Interest		41,250.00		-	41,250.00		-	41,250.00
Repairs & Maintenance				-			-	
Equipment / Furniture		29,188		-	29,188		-	29,188
Security				-			-	
Utilities				-			-	
TOTAL FACILITY OPERATION & MAINTENANCE	-	79,851	-	-	79,851	-	-	79,851
DEPRECIATION & AMORTIZATION				-			-	
RESERVES / CONTINGENCY				-			-	

ACHIEVEMENT FIRST ASPIRE CHARTER SCHOOL
Budget / Operating Plan
2017-18

Total Revenue	-	2,471,116	-	-	2,471,116	-	-	2,471,116
Total Expenses	-	2,324,261	-	-	2,324,261	-	-	2,324,261
Net Income	-	146,855	-	-	146,855	-	-	146,855
Actual Student Enrollment	-	565	-	-	565	-	-	565
	Prior Year Actual	1st Quarter - 7/1 - 9/30			2nd Quarter - 10/1 - 12/31			3rd C
	2016-17	Original	Revised		Original	Revised		Original
	Revenue Per	Budget	Budget	Variance	Budget	Budget	Variance	Budget
	Pupil							
TOTAL EXPENSES	-	2,324,261	-	-	2,324,261	-	-	2,324,261
NET INCOME	-	146,855	-	-	146,855	-	-	146,855

		2017-18 ACHIEVEMENT FIRST ASPIRE CHARTER SCHOOL Budget / Operating Plan 2017-18							
Total Revenue	-	2,471,116	-	-	2,471,116	-	-	2,471,116	
Total Expenses	-	2,324,261	-	-	2,324,261	-	-	2,324,261	
Net Income	-	146,855	-	-	146,855	-	-	146,855	
Actual Student Enrollment	-	565	-	-	565	-	-	565	
	Prior Year Actual	1st Quarter - 7/1 - 9/30			2nd Quarter - 10/1 - 12/31			3rd Q	
	2016-17 Revenue Per Pupil	Original Budget	Revised Budget	Variance	Original Budget	Revised Budget	Variance	Original Budget	
ENROLLMENT - *School Districts Are Linked To Above Entries*									
Number of Districts:	-	1	-	-	1	-	-	1	
NYC CHANCELLOR'S OFFICE	-	565	-	-	565	-	-	565	
-	-	-	-	-	-	-	-	-	
-	-	-	-	-	-	-	-	-	
-	-	-	-	-	-	-	-	-	
-	-	-	-	-	-	-	-	-	
-	-	-	-	-	-	-	-	-	
-	-	-	-	-	-	-	-	-	
-	-	-	-	-	-	-	-	-	
-	-	-	-	-	-	-	-	-	
-	-	-	-	-	-	-	-	-	
-	-	-	-	-	-	-	-	-	
-	-	-	-	-	-	-	-	-	
-	-	-	-	-	-	-	-	-	
-	-	-	-	-	-	-	-	-	
-	-	-	-	-	-	-	-	-	
-	-	-	-	-	-	-	-	-	
ALL OTHER School Districts: (Weighted Avg)	-	-	-	-	-	-	-	-	
TOTAL ENROLLMENT	-	565	-	-	565	-	-	565	
REVENUE PER PUPIL	-	4,374	-	-	4,374	-	-	4,374	
EXPENSES PER PUPIL	-	4,114	-	-	4,114	-	-	4,114	

Total Revenue	-	-	2,471,116	-	-
Total Expenses	-	-	2,324,261	-	-
Net Income	-	-	146,855	-	-
Actual Student Enrollment	-	-	565	-	-
	Quarter - 1/1 - 3/31		4th Quarter - 4/1 - 6/30		
	Revised Budget	Variance	Original Budget	Revised Budget	Variance
Charter School Program (CSP) Planning & Implementation		-	33,313		-
Other		-			-
Other		=			=
TOTAL REVENUE FROM FEDERAL SOURCES	-	-	104,158	-	-
LOCAL and OTHER REVENUE					
Contributions and Donations		-			-
Fundraising		-			-
Erate Reimbursement		-	14,802		-
Earnings on Investments		-			-
Interest Income		-			-
Food Service (Income from meals)		-			-
Text Book		-			-
OTHER		=	<u>183,480</u>		=
TOTAL REVENUE FROM LOCAL and OTHER SOURCES	-	-	198,282	-	-
TOTAL REVENUE	-	-	2,471,116	-	-

		Quarter - 1/1 - 3/31		4th Quarter - 4/1 - 6/30		
		Revised Budget	Variance	Original Budget	Revised Budget	Variance
Total Revenue		-	-	2,471,116	-	-
Total Expenses		-	-	2,324,261	-	-
Net Income		-	-	146,855	-	-
Actual Student Enrollment		-	-	565	-	-
EXPENSES						
ADMINISTRATIVE STAFF PERSONNEL COSTS		Avg. No. of Positions				
Executive Management	2.00		-	229,585		-
Instructional Management	-		-			-
Deans, Directors & Coordinators	7.00		-			-
CFO / Director of Finance	-		-			-
Operation / Business Manager	2.00		-			-
Administrative Staff	5.00		-			-
TOTAL ADMINISTRATIVE STAFF	16.00	-	-	229,585	-	-
INSTRUCTIONAL PERSONNEL COSTS						
Teachers - Regular	51.00		-	883,362		-
Teachers - SPED	-		-			-
Substitute Teachers	-		-			-
Teaching Assistants	5.00		-			-
Specialty Teachers	-		-			-
Aides	-		-			-
Therapists & Counselors	3.00		-			-
Other	-		-	156,632		-
TOTAL INSTRUCTIONAL	59.00	-	-	1,039,994	-	-
NON-INSTRUCTIONAL PERSONNEL COSTS						
Nurse	-		-			-
Librarian	-		-			-
Custodian	-		-			-
Security	-		-			-
Other	-		-	164,095		-
TOTAL NON-INSTRUCTIONAL	-	-	-	164,095	-	-
SUBTOTAL PERSONNEL SERVICE COSTS		75.00	-	-	1,433,674	-
PAYROLL TAXES AND BENEFITS						
Payroll Taxes			-	4,499		-
Fringe / Employee Benefits			-	162,721		-

Total Revenue		-	-	2,471,116	-	-
Total Expenses		-	-	2,324,261	-	-
Net Income		-	-	146,855	-	-
Actual Student Enrollment		-	-	565	-	-
		Quarter - 1/1 - 3/31		4th Quarter - 4/1 - 6/30		
		Revised Budget	Variance	Original Budget	Revised Budget	Variance
Retirement / Pension			-			-
TOTAL PAYROLL TAXES AND BENEFITS		-	-	167,220	-	-
TOTAL PERSONNEL SERVICE COSTS						
	75.00	-	-	1,600,894	-	-
CONTRACTED SERVICES						
Accounting / Audit			-	5,250		-
Legal			-	4,000		-
Management Company Fee			-			-
Nurse Services			-			-
Food Service / School Lunch			-			-
Payroll Services			-	4,102		-
Special Ed Services			-			-
Titlement Services (i.e. Title I)			-			-
Other Purchased / Professional / Consulting			-	18,100		-
TOTAL CONTRACTED SERVICES		-	-	31,452	-	-

Total Revenue	-	-	2,471,116	-	-
Total Expenses	-	-	2,324,261	-	-
Net Income	-	-	146,855	-	-
Actual Student Enrollment	-	-	565	-	-
	Quarter - 1/1 - 3/31		4th Quarter - 4/1 - 6/30		
	Revised Budget	Variance	Original Budget	Revised Budget	Variance
SCHOOL OPERATIONS					
Board Expenses		-			-
Classroom / Teaching Supplies & Materials		-	21,414		-
Special Ed Supplies & Materials		-			-
Textbooks / Workbooks		-	43,707		-
Supplies & Materials other		-	24,773		-
Equipment / Furniture		-	6,988		-
Telephone		-	6,674		-
Technology		-	151,922		-
Student Testing & Assessment		-			-
Field Trips		-	18,032		-
Transportation (student)		-			-
Student Services - other		-	242,974		-
Office Expense		-	28,938		-
Staff Development		-	19,130		-
Staff Recruitment		-	15,510		-
Student Recruitment / Marketing		-	1,250		-
School Meals / Lunch		-			-
Travel (Staff)		-	581		-
Fundraising		-			-
Other		-	30,171		-
TOTAL SCHOOL OPERATIONS	-	-	612,064	-	-
FACILITY OPERATION & MAINTENANCE					
Insurance		-	9,413		-
Janitorial		-			-
Building and Land Rent / Lease / Facility Finance Interest		-	41,250.00		-
Repairs & Maintenance		-			-
Equipment / Furniture		-	29,188		-
Security		-			-
Utilities		-			-
TOTAL FACILITY OPERATION & MAINTENANCE	-	-	79,851	-	-
DEPRECIATION & AMORTIZATION		-			-
RESERVES / CONTINGENCY		-			-

Total Revenue	-	-	2,471,116	-	-
Total Expenses	-	-	2,324,261	-	-
Net Income	-	-	146,855	-	-
Actual Student Enrollment	-	-	565	-	-
	Quarter - 1/1 - 3/31		4th Quarter - 4/1 - 6/30		
	Revised		Original	Revised	
	Budget	Variance	Budget	Budget	Variance
TOTAL EXPENSES	-	-	<u>2,324,261</u>	-	-
NET INCOME	-	-	<u>146,855</u>	-	-

Total Revenue	-	-	2,471,116	-	-
Total Expenses	-	-	2,324,261	-	-
Net Income	Quarter - 1/1 - 3/31		146,855	-	-
Actual Student Enrollment	-	-	565	-	-
	Quarter - 1/1 - 3/31		4th Quarter - 4/1 - 6/30		
	Revised		Original	Revised	
	Budget	Variance	Budget	Budget	Variance
ENROLLMENT - *School Districts Are Linked To Above Entries*					
Number of Districts:	-	-	1	-	-
NYC CHANCELLOR'S OFFICE	-	-	565	-	-
-	-	-	-	-	-
-	-	-	-	-	-
-	-	-	-	-	-
-	-	-	-	-	-
-	-	-	-	-	-
-	-	-	-	-	-
-	-	-	-	-	-
-	-	-	-	-	-
-	-	-	-	-	-
-	-	-	-	-	-
-	-	-	-	-	-
-	-	-	-	-	-
-	-	-	-	-	-
-	-	-	-	-	-
-	-	-	-	-	-
-	-	-	-	-	-
ALL OTHER School Districts: (Weighted Avg)	-	-	-	-	-
TOTAL ENROLLMENT	=	=	565	=	=
REVENUE PER PUPIL	=	=	4,374	=	=
EXPENSES PER PUPIL	-	-	4,114	-	-

ACHIEVEMENT FIRST ASPIRE CHARTER SCHOOL
Budget / Operating Plan

2017-18

Total Revenue	9,884,463	9,884,463	-	9,884,463	9,884,463
Total Expenses	9,297,044	9,297,044	-	(9,297,044)	(9,297,044)
Net Income	587,419	587,419	-	587,419	587,419
Actual Student Enrollment					
	Total Year			VARIANCE	
	Original Budget	Revised Budget	Variance	Original Budget vs. PY Budget	Revised Budget vs. PY Budget
Charter School Program (CSP) Planning & Implementation	133,252	133,252	-	133,252	133,252
Other	-	-	-	-	-
Other	-	-	-	-	-
TOTAL REVENUE FROM FEDERAL SOURCES	416,632	416,632	-	416,632	416,632
LOCAL and OTHER REVENUE					
Contributions and Donations	-	-	-	-	-
Fundraising	-	-	-	-	-
Erate Reimbursement	59,208	59,208	-	59,208	59,208
Earnings on Investments	-	-	-	-	-
Interest Income	-	-	-	-	-
Food Service (Income from meals)	-	-	-	-	-
Text Book	-	-	-	-	-
OTHER	<u>733,920</u>	<u>733,920</u>	-	<u>733,920</u>	<u>733,920</u>
TOTAL REVENUE FROM LOCAL and OTHER SOURCES	793,128	793,128	-	793,128	793,128
TOTAL REVENUE	9,884,463	9,884,463	-	9,884,463	9,884,463

DESCRIPTION OF ASSUMPTIONS

ACHIEVEMENT FIRST ASPIRE CHARTER SCHOOL
Budget / Operating Plan

2017-18

Total Revenue	9,884,463	9,884,463	-	9,884,463	9,884,463
Total Expenses	9,297,044	9,297,044	-	(9,297,044)	(9,297,044)
Net Income	587,419	587,419	-	587,419	587,419
Actual Student Enrollment					

Total Year			VARIANCE	
Original Budget	Revised Budget	Variance	Original Budget vs. PY Budget	Revised Budget vs. PY Budget

DESCRIPTION OF ASSUMPTIONS

EXPENSES

ADMINISTRATIVE STAFF PERSONNEL COSTS

Avg. No. of Positions

Executive Management	2.00	918,340	918,340	-	(918,340)	(918,340)
Instructional Management	-	-	-	-	-	-
Deans, Directors & Coordinators	7.00	-	-	-	-	-
CFO / Director of Finance	-	-	-	-	-	-
Operation / Business Manager	2.00	-	-	-	-	-
Administrative Staff	5.00	-	-	-	-	-
TOTAL ADMINISTRATIVE STAFF	16.00	918,340	918,340	-	(918,340)	(918,340)

INSTRUCTIONAL PERSONNEL COSTS

Teachers - Regular	51.00	3,533,448	3,533,448	-	(3,533,448)	(3,533,448)
Teachers - SPED	-	-	-	-	-	-
Substitute Teachers	-	-	-	-	-	-
Teaching Assistants	5.00	-	-	-	-	-
Specialty Teachers	-	-	-	-	-	-
Aides	-	-	-	-	-	-
Therapists & Counselors	3.00	-	-	-	-	-
Other	-	626,528	626,528	-	(626,528)	(626,528)
TOTAL INSTRUCTIONAL	59.00	4,159,976	4,159,976	-	(4,159,976)	(4,159,976)

NON-INSTRUCTIONAL PERSONNEL COSTS

Nurse	-	-	-	-	-	-
Librarian	-	-	-	-	-	-
Custodian	-	-	-	-	-	-
Security	-	-	-	-	-	-
Other	-	656,380	656,380	-	(656,380)	(656,380)
TOTAL NON-INSTRUCTIONAL	-	656,380	656,380	-	(656,380)	(656,380)

SUBTOTAL PERSONNEL SERVICE COSTS

75.00	5,734,696	5,734,696	-	(5,734,696)	(5,734,696)
-------	-----------	-----------	---	-------------	-------------

PAYROLL TAXES AND BENEFITS

Payroll Taxes		17,996	17,996	-	(17,996)	(17,996)
Fringe / Employee Benefits		650,884	650,884	-	(650,884)	(650,884)

ACHIEVEMENT FIRST ASPIRE CHARTER SCHOOL
Budget / Operating Plan

2017-18

Total Revenue	9,884,463	9,884,463	-	9,884,463	9,884,463
Total Expenses	9,297,044	9,297,044	-	(9,297,044)	(9,297,044)
Net Income	587,419	587,419	-	587,419	587,419
Actual Student Enrollment					
	Total Year			VARIANCE	
	Original Budget	Revised Budget	Variance	Original Budget vs. PY Budget	Revised Budget vs. PY Budget
Retirement / Pension	-	-	-	-	-
TOTAL PAYROLL TAXES AND BENEFITS	668,880	668,880	-	(668,880)	(668,880)
TOTAL PERSONNEL SERVICE COSTS	6,403,576	6,403,576	-	(6,403,576)	(6,403,576)
CONTRACTED SERVICES					
Accounting / Audit	21,000	21,000	-	(21,000)	(21,000)
Legal	16,000	16,000	-	(16,000)	(16,000)
Management Company Fee	-	-	-	-	-
Nurse Services	-	-	-	-	-
Food Service / School Lunch	-	-	-	-	-
Payroll Services	16,408	16,408	-	(16,408)	(16,408)
Special Ed Services	-	-	-	-	-
Titlement Services (i.e. Title I)	-	-	-	-	-
Other Purchased / Professional / Consulting	<u>72,400</u>	<u>72,400</u>	-	<u>(72,400)</u>	<u>(72,400)</u>
TOTAL CONTRACTED SERVICES	125,808	125,808	-	(125,808)	(125,808)

75.00

DESCRIPTION OF ASSUMPTIONS

ACHIEVEMENT FIRST ASPIRE CHARTER SCHOOL
Budget / Operating Plan

2017-18

Total Revenue	9,884,463	9,884,463	-	9,884,463	9,884,463
Total Expenses	9,297,044	9,297,044	-	(9,297,044)	(9,297,044)
Net Income	587,419	587,419	-	587,419	587,419
Actual Student Enrollment					

	Total Year			VARIANCE	
	Original Budget	Revised Budget	Variance	Original Budget vs. PY Budget	Revised Budget vs. PY Budget

DESCRIPTION OF ASSUMPTIONS

SCHOOL OPERATIONS

Board Expenses	-	-	-	-	-
Classroom / Teaching Supplies & Materials	85,656	85,656	-	(85,656)	(85,656)
Special Ed Supplies & Materials	-	-	-	-	-
Textbooks / Workbooks	174,828	174,828	-	(174,828)	(174,828)
Supplies & Materials other	99,092	99,092	-	(99,092)	(99,092)
Equipment / Furniture	27,952	27,952	-	(27,952)	(27,952)
Telephone	26,696	26,696	-	(26,696)	(26,696)
Technology	607,688	607,688	-	(607,688)	(607,688)
Student Testing & Assessment	-	-	-	-	-
Field Trips	72,128	72,128	-	(72,128)	(72,128)
Transportation (student)	-	-	-	-	-
Student Services - other	971,896	971,896	-	(971,896)	(971,896)
Office Expense	115,752	115,752	-	(115,752)	(115,752)
Staff Development	76,520	76,520	-	(76,520)	(76,520)
Staff Recruitment	62,040	62,040	-	(62,040)	(62,040)
Student Recruitment / Marketing	5,000	5,000	-	(5,000)	(5,000)
School Meals / Lunch	-	-	-	-	-
Travel (Staff)	2,324	2,324	-	(2,324)	(2,324)
Fundraising	-	-	-	-	-
Other	<u>120,684</u>	<u>120,684</u>	-	<u>(120,684)</u>	<u>(120,684)</u>
TOTAL SCHOOL OPERATIONS	2,448,256	2,448,256	-	(2,448,256)	(2,448,256)

FACILITY OPERATION & MAINTENANCE

Insurance	37,652	37,652	-	(37,652)	(37,652)
Janitorial	-	-	-	-	-
Building and Land Rent / Lease / Facility Finance Interest	165,000	165,000	-	(165,000)	(165,000)
Repairs & Maintenance	-	-	-	-	-
Equipment / Furniture	116,752	116,752	-	(116,752)	(116,752)
Security	-	-	-	-	-
Utilities	-	-	-	-	-
TOTAL FACILITY OPERATION & MAINTENANCE	319,404	319,404	-	(319,404)	(319,404)

DEPRECIATION & AMORTIZATION

	-	-	-	-	-
--	---	---	---	---	---

RESERVES / CONTINGENCY

	-	-	-	-	-
--	---	---	---	---	---

ACHIEVEMENT FIRST ASPIRE CHARTER SCHOOL
Budget / Operating Plan

2017-18

Total Revenue	9,884,463	9,884,463	-	9,884,463	9,884,463
Total Expenses	9,297,044	9,297,044	-	(9,297,044)	(9,297,044)
Net Income	587,419	587,419	-	587,419	587,419
Actual Student Enrollment					
	Total Year			VARIANCE	
	Original Budget	Revised Budget	Variance	Original Budget vs. PY Budget	Revised Budget vs. PY Budget
TOTAL EXPENSES	9,297,044	9,297,044	-	(9,297,044)	(9,297,044)
NET INCOME	587,419	587,419	-	587,419	587,419

DESCRIPTION OF ASSUMPTIONS

ACHIEVEMENT FIRST ASPIRE CHARTER SCHOOL
Budget / Operating Plan

2017-18

Total Revenue	9,884,463	9,884,463	-	9,884,463	9,884,463
Total Expenses	9,297,044	9,297,044	-	(9,297,044)	(9,297,044)
Net Income	587,419	587,419	-	587,419	587,419
Actual Student Enrollment					

Total Year

VARIANCE

Original Budget	Revised Budget	Variance	Original Budget vs. PY Budget	Revised Budget vs. PY Budget
----------------------------	---------------------------	-----------------	--	---

DESCRIPTION OF ASSUMPTIONS

ENROLLMENT - *School Districts Are Linked To Above Entries*

Number of Districts:

NYC CHANCELLOR'S OFFICE

-
-
-
-
-
-
-
-
-
-
-
-
-
-
-
-
-
-
-
-

ALL OTHER School Districts: (Weighted Avg)

TOTAL ENROLLMENT

REVENUE PER PUPIL

EXPENSES PER PUPIL

ACHIEVEMENT FIRST ASPIRE CHARTER SCHOOL

**DO NOT ENTER BALANCE SHEET DATA ON THIS
TEMPLATE**

**BALANCE SHEET
2017-18**

Balance sheet data should for the Ed Corp:
Achievement First Brooklyn Charter Schools
should be entered on the template for
Achievement First Bushwick Charter School.

	<u>Prior Year</u>	Q1	Q2	Q3	Q4
	<u>2016-17</u>	<u>As of 9/30</u>	<u>As of 12/31</u>	<u>As of 3/31</u>	<u>As of 6/30</u>
<u>ASSETS</u>					
<u>CURRENT ASSETS</u>					
Cash and cash equivalents	-	-	-	-	-
Grants and contracts receivable	-	-	-	-	-
Accounts receivables	-	-	-	-	-
Prepaid Expenses	-	-	-	-	-
Contributions and other receivables	-	-	-	-	-
TOTAL CURRENT ASSETS	-	-	-	-	-
<u>PROPERTY, BUILDING AND EQUIPMENT, net</u>	-	-	-	-	-
<u>OTHER ASSETS</u>	-	-	-	-	-
TOTAL ASSETS	-	-	-	-	-
<u>LIABILITIES AND NET ASSETS</u>					
<u>CURRENT LIABILITIES</u>					
Accounts payable and accrued expenses	-	-	-	-	-
Accrued payroll and benefits	-	-	-	-	-
Deferred Revenue	-	-	-	-	-
Current maturities of long-term debt	-	-	-	-	-
Short Term Debt - Bonds, Notes Payable	-	-	-	-	-
Other	-	-	-	-	-
TOTAL CURRENT LIABILITIES	-	-	-	-	-
<u>LONG-TERM DEBT and NOTES PAYABLE, net current maturities</u>	-	-	-	-	-
TOTAL LIABILITIES	-	-	-	-	-
<u>NET ASSETS</u>					
Unrestricted	-	-	-	-	-
Temporarily restricted	-	-	-	-	-
TOTAL NET ASSETS	-	-	-	-	-
TOTAL LIABILITIES AND NET ASSETS	-	-	-	-	-

ACHIEVEMENT FIRST ASPIRE CHAF
Budget / Operating Plan

2017-18

Total Revenue	-	2,471,116	-	-	2,471,116	-	-
Total Expenses	-	2,324,261	-	-	2,324,261	-	-
Net Income	-	146,855	-	-	146,855	-	-
Actual Student Enrollment	-	565	-	-	565	-	-

<p>*NOTE: Enrollment, Revenue and Expenditure Data IN the 'Total and Variance Analysis' Section is Based on LAST ACTUAL Quarter Completed</p>	1st Quarter - 7/1 - 9/30			2nd Quarter - 10/1 - 12/31			3rd Quarter
	Actual	Current Budget	Variance	Actual	Current Budget	Variance	Actual

REVENUE							
REVENUES FROM STATE SOURCES							
Per Pupil Revenue	CY Per Pupil Rate						
NYC CHANCELLOR'S OFFICE	14,527	-	2,051,939	-	-	2,051,939	-
-	-	-	-	-	-	-	-
-	-	-	-	-	-	-	-
-	-	-	-	-	-	-	-
-	-	-	-	-	-	-	-
-	-	-	-	-	-	-	-
-	-	-	-	-	-	-	-
-	-	-	-	-	-	-	-
-	-	-	-	-	-	-	-
-	-	-	-	-	-	-	-
-	-	-	-	-	-	-	-
-	-	-	-	-	-	-	-
-	-	-	-	-	-	-	-
-	-	-	-	-	-	-	-
-	-	-	-	-	-	-	-
-	-	-	-	-	-	-	-
-	-	-	-	-	-	-	-
-	-	-	-	-	-	-	-
-	-	-	-	-	-	-	-
-	-	-	-	-	-	-	-
-	-	-	-	-	-	-	-
-	-	-	-	-	-	-	-
-	-	-	-	-	-	-	-
-	-	-	-	-	-	-	-
-	-	-	-	-	-	-	-
-	-	-	-	-	-	-	-
-	-	-	-	-	-	-	-
-	-	-	-	-	-	-	-
-	-	-	-	-	-	-	-
-	-	-	-	-	-	-	-
-	-	-	-	-	-	-	-
-	-	-	-	-	-	-	-
-	-	-	-	-	-	-	-
-	-	-	-	-	-	-	-
-	-	-	-	-	-	-	-
-	-	-	-	-	-	-	-
-	-	-	-	-	-	-	-
-	-	-	-	-	-	-	-
-	-	-	-	-	-	-	-
-	-	-	-	-	-	-	-
-	-	-	-	-	-	-	-
-	-	-	-	-	-	-	-
-	-	-	-	-	-	-	-
-	-	-	-	-	-	-	-
-	-	-	-	-	-	-	-
-	-	-	-	-	-	-	-
-	-	-	-	-	-	-	-
-	-	-	-	-	-	-	-
-	-	-	-	-	-	-	-
-	-	-	-	-	-	-	-
-	-	-	-	-	-	-	-
-	-	-	-	-	-	-	-
-	-	-	-	-	-	-	-
-	-	-	-	-	-	-	-
-	-	-	-	-	-	-	-
-	-	-	-	-	-	-	-
-	-	-	-	-	-	-	-
-	-	-	-	-	-	-	-
-	-	-	-	-	-	-	-
-	-	-	-	-	-	-	-
-	-	-	-	-	-	-	-
-	-	-	-	-	-	-	-
-	-	-	-	-	-	-	-
-	-	-	-	-	-	-	-
-	-	-	-	-	-	-	-
-	-	-	-	-	-	-	-
-	-	-	-	-	-	-	-
-	-	-	-	-	-	-	-
-	-	-	-	-	-	-	-
-	-	-	-	-	-	-	-
-	-	-	-	-	-	-	-
-	-	-	-	-	-	-	-
-	-	-	-	-	-	-	-
-	-	-	-	-	-	-	-
-	-	-	-	-	-	-	-
-	-	-	-	-	-	-	-
-	-	-	-	-	-	-	-
-	-	-	-	-	-	-	-
-	-	-	-	-	-	-	-
-	-	-	-	-	-	-	-
-	-	-	-	-	-	-	-
-	-	-	-	-	-	-	-
-	-	-	-	-	-	-	-
-	-	-	-	-	-	-	-
-	-	-	-	-	-	-	-
-	-	-	-	-	-	-	-
-	-	-	-	-	-	-	-
-	-	-	-	-	-	-	-
-	-	-	-	-	-	-	-
-	-	-	-	-	-	-	-
-	-	-	-	-	-	-	-
-	-	-	-	-	-	-	-
-	-	-	-	-	-	-	-
-	-	-	-	-	-	-	-
-	-	-	-	-	-	-	-
-	-	-	-	-	-	-	-
-	-	-	-	-	-	-	-
-	-	-	-	-	-	-	-
-	-	-	-	-	-	-	-
-	-	-	-	-	-	-	-
-	-	-	-	-	-	-	-
-	-	-	-	-	-	-	-
-	-	-	-	-	-	-	-
-	-	-	-	-	-	-	-
-	-	-	-	-	-	-	-
-	-	-	-	-	-	-	-
-	-	-	-	-	-	-	-
-	-	-	-	-	-	-	-
-	-	-	-	-	-	-	-
-	-	-	-	-	-	-	-
-	-	-	-	-	-	-	-
-	-	-	-	-	-	-	-
-	-	-	-	-	-	-	-
-	-	-	-	-	-	-	-
-	-	-	-	-	-	-	-
-	-	-	-	-	-	-	-
-	-	-	-	-	-	-	-
-	-	-	-	-	-	-	-
-	-	-	-	-	-	-	-
-	-	-	-	-	-	-	-
-	-	-	-	-	-	-	-
-	-	-	-	-	-	-	-
-	-	-	-	-	-	-	-
-	-	-	-	-	-	-	-
-	-	-	-	-	-	-	-
-	-	-	-	-	-	-	-
-	-	-	-	-	-	-	-
-	-	-	-	-	-	-	-
-	-	-					

ACHIEVEMENT FIRST ASPIRE CHAF
Budget / Operating Plan

2017-18

Total Revenue	-	2,471,116	-	-	2,471,116	-	-
Total Expenses	-	2,324,261	-	-	2,324,261	-	-
Net Income	-	146,855	-	-	146,855	-	-
Actual Student Enrollment	-	565	-	-	565	-	-
*NOTE: Enrollment, Revenue and Expenditure Data IN the 'Total and Variance Analysis' Section is Based on LAST ACTUAL Quarter Completed							
	1st Quarter - 7/1 - 9/30			2nd Quarter - 10/1 - 12/31			3rd Quarter
	Actual	Current Budget	Variance	Actual	Current Budget	Variance	Actual
Other	-	-	-	-	-	-	-
TOTAL REVENUE FROM FEDERAL SOURCES	-	104,158	-	-	104,158	-	-
LOCAL and OTHER REVENUE							
Contributions and Donations		-	-		-	-	
Fundraising		-	-		-	-	
Erate Reimbursement		14,802	-		14,802	-	
Earnings on Investments		-	-		-	-	
Interest Income		-	-		-	-	
Food Service (Income from meals)		-	-		-	-	
Text Book		-	-		-	-	
OTHER		<u>183,480</u>	-		<u>183,480</u>	-	
TOTAL REVENUE FROM LOCAL and OTHER SOURCES	-	198,282	-	-	198,282	-	-
TOTAL REVENUE	-	2,471,116	-	-	2,471,116	-	-

ACHIEVEMENT FIRST ASPIRE CHAF
Budget / Operating Plan

2017-18

Total Revenue	-	2,471,116	-	-	2,471,116	-	-
Total Expenses	-	2,324,261	-	-	2,324,261	-	-
Net Income	-	146,855	-	-	146,855	-	-
Actual Student Enrollment	-	565	-	-	565	-	-

	1st Quarter - 7/1 - 9/30			2nd Quarter - 10/1 - 12/31			3rd Quarter
*NOTE: Enrollment, Revenue and Expenditure Data IN the 'Total and Variance Analysis' Section is Based on LAST ACTUAL Quarter Completed	Actual	Current Budget	Variance	Actual	Current Budget	Variance	Actual

	Quarter 0 No. of Positions						
EXPENSES							
ADMINISTRATIVE STAFF PERSONNEL COSTS							
Executive Management	-	229,585	-	-	229,585	-	-
Instructional Management	-	-	-	-	-	-	-
Deans, Directors & Coordinators	-	-	-	-	-	-	-
CFO / Director of Finance	-	-	-	-	-	-	-
Operation / Business Manager	-	-	-	-	-	-	-
Administrative Staff	-	-	-	-	-	-	-
TOTAL ADMINISTRATIVE STAFF	-	229,585	-	-	229,585	-	-
INSTRUCTIONAL PERSONNEL COSTS							
Teachers - Regular	-	883,362	-	-	883,362	-	-
Teachers - SPED	-	-	-	-	-	-	-
Substitute Teachers	-	-	-	-	-	-	-
Teaching Assistants	-	-	-	-	-	-	-
Specialty Teachers	-	-	-	-	-	-	-
Aides	-	-	-	-	-	-	-
Therapists & Counselors	-	-	-	-	-	-	-
Other	-	156,632	-	-	156,632	-	-
TOTAL INSTRUCTIONAL	-	1,039,994	-	-	1,039,994	-	-
NON-INSTRUCTIONAL PERSONNEL COSTS							
Nurse	-	-	-	-	-	-	-
Librarian	-	-	-	-	-	-	-
Custodian	-	-	-	-	-	-	-
Security	-	-	-	-	-	-	-
Other	-	164,095	-	-	164,095	-	-
TOTAL NON-INSTRUCTIONAL	-	164,095	-	-	164,095	-	-
SUBTOTAL PERSONNEL SERVICE COSTS	-	1,433,674	-	-	1,433,674	-	-
PAYROLL TAXES AND BENEFITS							
Payroll Taxes	-	4,499	-	-	4,499	-	-
Fringe / Employee Benefits	-	162,721	-	-	162,721	-	-
Retirement / Pension	-	-	-	-	-	-	-
TOTAL PAYROLL TAXES AND BENEFITS	-	167,220	-	-	167,220	-	-
TOTAL PERSONNEL SERVICE COSTS	-	1,600,894	-	-	1,600,894	-	-

ACHIEVEMENT FIRST ASPIRE CHAF
Budget / Operating Plan

2017-18

Total Revenue	-	2,471,116	-	-	2,471,116	-	-
Total Expenses	-	2,324,261	-	-	2,324,261	-	-
Net Income	-	146,855	-	-	146,855	-	-
Actual Student Enrollment	-	565	-	-	565	-	-

*NOTE: Enrollment, Revenue and Expenditure Data IN the 'Total and Variance Analysis' Section is Based on LAST ACTUAL Quarter Completed	1st Quarter - 7/1 - 9/30			2nd Quarter - 10/1 - 12/31			3rd Quarter
	Actual	Current Budget	Variance	Actual	Current Budget	Variance	Actual
	CONTRACTED SERVICES						
Accounting / Audit	-	5,250	-	-	5,250	-	-
Legal	-	4,000	-	-	4,000	-	-
Management Company Fee	-	-	-	-	-	-	-
Nurse Services	-	-	-	-	-	-	-
Food Service / School Lunch	-	-	-	-	-	-	-
Payroll Services	-	4,102	-	-	4,102	-	-
Special Ed Services	-	-	-	-	-	-	-
Titlement Services (i.e. Title I)	-	-	-	-	-	-	-
Other Purchased / Professional / Consulting	-	18,100	-	-	18,100	-	-
TOTAL CONTRACTED SERVICES	-	31,452	-	-	31,452	-	-

ACHIEVEMENT FIRST ASPIRE CHAF
Budget / Operating Plan

2017-18

Total Revenue	-	2,471,116	-	-	2,471,116	-	-
Total Expenses	-	2,324,261	-	-	2,324,261	-	-
Net Income	-	146,855	-	-	146,855	-	-
Actual Student Enrollment	-	565	-	-	565	-	-

	1st Quarter - 7/1 - 9/30			2nd Quarter - 10/1 - 12/31			3rd Quarter
*NOTE: Enrollment, Revenue and Expenditure Data IN the 'Total and Variance Analysis' Section is Based on LAST ACTUAL Quarter Completed	Actual	Current Budget	Variance	Actual	Current Budget	Variance	Actual

SCHOOL OPERATIONS

Board Expenses	-	-	-	-	-	-	-
Classroom / Teaching Supplies & Materials	21,414	-	-	21,414	-	-	-
Special Ed Supplies & Materials	-	-	-	-	-	-	-
Textbooks / Workbooks	43,707	-	-	43,707	-	-	-
Supplies & Materials other	24,773	-	-	24,773	-	-	-
Equipment / Furniture	6,988	-	-	6,988	-	-	-
Telephone	6,674	-	-	6,674	-	-	-
Technology	151,922	-	-	151,922	-	-	-
Student Testing & Assessment	-	-	-	-	-	-	-
Field Trips	18,032	-	-	18,032	-	-	-
Transportation (student)	-	-	-	-	-	-	-
Student Services - other	242,974	-	-	242,974	-	-	-
Office Expense	28,938	-	-	28,938	-	-	-
Staff Development	19,130	-	-	19,130	-	-	-
Staff Recruitment	15,510	-	-	15,510	-	-	-
Student Recruitment / Marketing	1,250	-	-	1,250	-	-	-
School Meals / Lunch	-	-	-	-	-	-	-
Travel (Staff)	581	-	-	581	-	-	-
Fundraising	-	-	-	-	-	-	-
Other	<u>30,171</u>	-	-	<u>30,171</u>	-	-	-
TOTAL SCHOOL OPERATIONS	-	612,064	-	-	612,064	-	-

FACILITY OPERATION & MAINTENANCE

Insurance	9,413	-	-	9,413	-	-	-
Janitorial	-	-	-	-	-	-	-
Building and Land Rent / Lease / Facility Finance Interest	41,250	-	-	41,250	-	-	-
Repairs & Maintenance	-	-	-	-	-	-	-
Equipment / Furniture	29,188	-	-	29,188	-	-	-
Security	-	-	-	-	-	-	-
Utilities	-	-	-	-	-	-	-
TOTAL FACILITY OPERATION & MAINTENANCE	-	79,851	-	-	79,851	-	-

**DEPRECIATION & AMORTIZATION
RESERVES / CONTINGENCY**

	-	-	-	-	-	-	-
	-	-	-	-	-	-	-

TOTAL EXPENSES	-	<u>2,324,261</u>	-	-	<u>2,324,261</u>	-	-
-----------------------	---	------------------	---	---	------------------	---	---

ACHIEVEMENT FIRST ASPIRE CHAF
Budget / Operating Plan

2017-18

Total Revenue	-	2,471,116	-	-	2,471,116	-	-	
Total Expenses	-	2,324,261	-	-	2,324,261	-	-	
Net Income	-	146,855	-	-	146,855	-	-	
Actual Student Enrollment	-	565	-	-	565	-	-	
				1st Quarter - 7/1 - 9/30	2nd Quarter - 10/1 - 12/31			3rd Quarter
*NOTE: Enrollment, Revenue and Expenditure Data IN the 'Total and Variance Analysis' Section is Based on LAST ACTUAL Quarter Completed								
	Actual	Current Budget	Variance	Actual	Current Budget	Variance	Actual	
NET INCOME	-	146,855	-	-	146,855	-	-	

Total Revenue	-	2,471,116	-	-	2,471,116	-	-
Total Expenses	-	2,324,261	-	-	2,324,261	-	-
Net Income	-	146,855	-	-	146,855	-	-
Actual Student Enrollment	-	565	-	-	565	-	-

3rd C

***NOTE: Enrollment, Revenue and Expenditure Data IN the 'Total and Variance Analysis' Section is Based on LAST ACTUAL Quarter Completed**

1st Quarter - 7/1 - 9/30			2nd Quarter - 10/1 - 12/31			3rd C
Actual	Current Budget	Variance	Actual	Current Budget	Variance	Actual

ENROLLMENT - *School Districts Are Linked To Above Entries*								
NYC CHANCELLOR'S OFFICE	-	565	-	-	565	-	-	
-	-		-	-		-	-	
-	-		-	-		-	-	
-	-		-	-		-	-	
-	-		-	-		-	-	
-	-		-	-		-	-	
-	-		-	-		-	-	
-	-		-	-		-	-	
-	-		-	-		-	-	
-	-		-	-		-	-	
-	-		-	-		-	-	
-	-		-	-		-	-	
-	-		-	-		-	-	
-	-		-	-		-	-	
-	-		-	-		-	-	
-	-		-	-		-	-	
-	-		-	-		-	-	
-	-		-	-		-	-	
-	-		-	-		-	-	
ALL OTHER School Districts: (Count = 0)	-		-	-		-	-	
TOTAL ENROLLMENT	-	565	-	-	565	-	-	
REVENUE PER PUPIL	-	4,374	-	-	4,374	-	-	
EXPENSES PER PUPIL	-	4,114	-	-	4,114	-	-	

**RTER SCHOOL
n**

Total Revenue	2,471,116	-	-	2,471,116	-
Total Expenses	2,324,261	-	-	2,324,261	-
Net Income	146,855	-	-	146,855	-
Actual Student Enrollment	565	-	-	565	-
	Quarter - 1/1 - 3/31		4th Quarter - 4/1 - 6/30		
*NOTE: Enrollment, Revenue and Expenditure Data IN the 'Total and Variance Analysis' Section is Based on LAST ACTUAL Quarter Completed	Current Budget	Variance	Actual	Current Budget	Variance
Other	-	-		-	-
TOTAL REVENUE FROM FEDERAL SOURCES	104,158	-	-	104,158	-
LOCAL and OTHER REVENUE					
Contributions and Donations	-	-		-	-
Fundraising	-	-		-	-
Erate Reimbursement	14,802	-		14,802	-
Earnings on Investments	-	-		-	-
Interest Income	-	-		-	-
Food Service (Income from meals)	-	-		-	-
Text Book	-	-		-	-
OTHER	<u>183,480</u>	-		<u>183,480</u>	-
TOTAL REVENUE FROM LOCAL and OTHER SOURCES	<u>198,282</u>	-	-	<u>198,282</u>	-
TOTAL REVENUE	<u>2,471,116</u>	-	-	<u>2,471,116</u>	-

**RTER SCHOOL
n**

Total Revenue	2,471,116	-	-	2,471,116	-
Total Expenses	2,324,261	-	-	2,324,261	-
Net Income	146,855	-	-	146,855	-
Actual Student Enrollment	565	-	-	565	-

*NOTE: Enrollment, Revenue and Expenditure Data IN the 'Total and Variance Analysis' Section is Based on LAST ACTUAL Quarter Completed	Quarter - 1/1 - 3/31		4th Quarter - 4/1 - 6/30		
	Current Budget	Variance	Actual	Current Budget	Variance

EXPENSES	Quarter 0 No. of Positions				
ADMINISTRATIVE STAFF PERSONNEL COSTS					
Executive Management	-	229,585	-	229,585	-
Instructional Management	-	-	-	-	-
Deans, Directors & Coordinators	-	-	-	-	-
CFO / Director of Finance	-	-	-	-	-
Operation / Business Manager	-	-	-	-	-
Administrative Staff	-	-	-	-	-
TOTAL ADMINISTRATIVE STAFF	-	229,585	-	229,585	-
INSTRUCTIONAL PERSONNEL COSTS					
Teachers - Regular	-	883,362	-	883,362	-
Teachers - SPED	-	-	-	-	-
Substitute Teachers	-	-	-	-	-
Teaching Assistants	-	-	-	-	-
Specialty Teachers	-	-	-	-	-
Aides	-	-	-	-	-
Therapists & Counselors	-	-	-	-	-
Other	-	156,632	-	156,632	-
TOTAL INSTRUCTIONAL	-	1,039,994	-	1,039,994	-
NON-INSTRUCTIONAL PERSONNEL COSTS					
Nurse	-	-	-	-	-
Librarian	-	-	-	-	-
Custodian	-	-	-	-	-
Security	-	-	-	-	-
Other	-	164,095	-	164,095	-
TOTAL NON-INSTRUCTIONAL	-	164,095	-	164,095	-
SUBTOTAL PERSONNEL SERVICE COSTS	-	1,433,674	-	1,433,674	-
PAYROLL TAXES AND BENEFITS					
Payroll Taxes		4,499	-	4,499	-
Fringe / Employee Benefits		162,721	-	162,721	-
Retirement / Pension		-	-	-	-
TOTAL PAYROLL TAXES AND BENEFITS		167,220	-	167,220	-
TOTAL PERSONNEL SERVICE COSTS	-	1,600,894	-	1,600,894	-

RTER SCHOOL					
n					
Total Revenue	2,471,116	-	-	2,471,116	-
Total Expenses	2,324,261	-	-	2,324,261	-
Net Income	146,855	-	-	146,855	-
Actual Student Enrollment	565	-	-	565	-
		Quarter - 1/1 - 3/31	4th Quarter - 4/1 - 6/30		
*NOTE: Enrollment, Revenue and Expenditure Data IN the 'Total and Variance Analysis' Section is Based on LAST ACTUAL Quarter Completed		RTER SCHOOL			
		n	Current Budget	Variance	Actual
CONTRACTED SERVICES					
Accounting / Audit	5,250	-		5,250	-
Legal	4,000	-		4,000	-
Management Company Fee	-	-		-	-
Nurse Services	-	-		-	-
Food Service / School Lunch	-	-		-	-
Payroll Services	4,102	-		4,102	-
Special Ed Services	-	-		-	-
Titlement Services (i.e. Title I)	-	-		-	-
Other Purchased / Professional / Consulting	18,100	-		18,100	-
TOTAL CONTRACTED SERVICES	31,452	-		31,452	-

RTER SCHOOL

n

Total Revenue	2,471,116	-	-	2,471,116	-
Total Expenses	2,324,261	-	-	2,324,261	-
Net Income	146,855	-	-	146,855	-
Actual Student Enrollment	565	-	-	565	-

<p>*NOTE: Enrollment, Revenue and Expenditure Data IN the 'Total and Variance Analysis' Section is Based on LAST ACTUAL Quarter Completed</p>	Quarter - 1/1 - 3/31		4th Quarter - 4/1 - 6/30		
	Current Budget	Variance	Actual	Current Budget	Variance

SCHOOL OPERATIONS					
Board Expenses	-	-		-	-
Classroom / Teaching Supplies & Materials	21,414	-		21,414	-
Special Ed Supplies & Materials	-	-		-	-
Textbooks / Workbooks	43,707	-		43,707	-
Supplies & Materials other	24,773	-		24,773	-
Equipment / Furniture	6,988	-		6,988	-
Telephone	6,674	-		6,674	-
Technology	151,922	-		151,922	-
Student Testing & Assessment	-	-		-	-
Field Trips	18,032	-		18,032	-
Transportation (student)	-	-		-	-
Student Services - other	242,974	-		242,974	-
Office Expense	28,938	-		28,938	-
Staff Development	19,130	-		19,130	-
Staff Recruitment	15,510	-		15,510	-
Student Recruitment / Marketing	1,250	-		1,250	-
School Meals / Lunch	-	-		-	-
Travel (Staff)	581	-		581	-
Fundraising	-	-		-	-
Other	<u>30,171</u>	-		<u>30,171</u>	-
TOTAL SCHOOL OPERATIONS	612,064	-	-	612,064	-
FACILITY OPERATION & MAINTENANCE					
Insurance	9,413	-		9,413	-
Janitorial	-	-		-	-
Building and Land Rent / Lease / Facility Finance Interest	41,250	-		41,250	-
Repairs & Maintenance	-	-		-	-
Equipment / Furniture	29,188	-		29,188	-
Security	-	-		-	-
Utilities	-	-		-	-
TOTAL FACILITY OPERATION & MAINTENANCE	79,851	-	-	79,851	-
DEPRECIATION & AMORTIZATION	-	-		-	-
RESERVES / CONTINGENCY	-	-		-	-
TOTAL EXPENSES	<u>2,324,261</u>	-	-	<u>2,324,261</u>	-

RTER SCHOOL					
RTER SCHOOL					
n					
Total Revenue	2,471,116	-	-	2,471,116	-
Total Expenses	2,324,261	-	-	2,324,261	-
Net Income	146,855	-	-	146,855	-
Actual Student Enrollment	565	-	-	565	-
*NOTE: Enrollment, Revenue and Expenditure Data IN the 'Total and Variance Analysis' Section is Based on LAST ACTUAL Quarter Completed		Quarter - 1/1 - 3/31		4th Quarter - 4/1 - 6/30	
		Quarter - 1/1 - 3/31			
		Current Budget	Variance	Actual	Current Budget
NET INCOME	146,855	-	-	146,855	-

4th QUARTER SCHOOL						
Enrollment						
Total Revenue	2,471,116	-	-	2,471,116	-	
Total Expenses	2,324,261	-	-	2,324,261	-	
Net Income	146,855	-	-	146,855	-	
Actual Student Enrollment	565	-	-	565	-	
		Quarter - 1/1 - 3/31		4th Quarter - 4/1 - 6/30		
		Quarter - 1/1 - 3/31		4th Quarter - 4/1 - 6/30		
*NOTE: Enrollment, Revenue and Expenditure Data IN the 'Total and Variance Analysis' Section is Based on LAST ACTUAL Quarter Completed						
		Current Budget	Variance	Actual	Current Budget	Variance
ENROLLMENT - *School Districts Are Linked To Above Entries*						
NYC CHANCELLOR'S OFFICE	565	-	-	565	-	
-	-	-	-	-	-	
-	-	-	-	-	-	
-	-	-	-	-	-	
-	-	-	-	-	-	
-	-	-	-	-	-	
-	-	-	-	-	-	
-	-	-	-	-	-	
-	-	-	-	-	-	
-	-	-	-	-	-	
-	-	-	-	-	-	
-	-	-	-	-	-	
-	-	-	-	-	-	
-	-	-	-	-	-	
-	-	-	-	-	-	
-	-	-	-	-	-	
-	-	-	-	-	-	
ALL OTHER School Districts: (Count = 0)	-	-	-	-	-	
TOTAL ENROLLMENT	565	-	-	565	-	
REVENUE PER PUPIL	4,374	-	-	4,374	-	
EXPENSES PER PUPIL	4,114	-	-	4,114	-	

ACHIEVEMENT FIRST ASPIRE CHARTER SCHOOL
Budget / Operating Plan

2017-18

Total Revenue	-	-	-	9,884,463	(9,884,463)	-	-	9,884,463
Total Expenses	-	-	-	9,297,044	9,297,044	-	-	9,297,044
Net Income	-	-	-	587,419	(587,419)	-	-	587,419
Actual Student Enrollment	-	-	-			-	-	

***NOTE: Enrollment, Revenue and Expenditure Data IN the 'Total and Variance Analysis' Section is Based on LAST ACTUAL Quarter Completed**

TOTALS AND VARIANCE ANALYSIS

	Actual	Current Budget (Current Quarter)	Actual vs. Current Budget	Current Budget - TY	Actual vs. Current Budget TY	Original Budget (Current Quarter)	Actual vs. Original Budget	Original Budget -
Other	-	-	-	-	-	-	-	
TOTAL REVENUE FROM FEDERAL SOURCES	-	-	-	416,632	(416,632)	-	-	416,632
LOCAL and OTHER REVENUE								
Contributions and Donations	-	-	-	-	-	-	-	
Fundraising	-	-	-	-	-	-	-	
Erate Reimbursement	-	-	-	59,208	(59,208)	-	-	59,208
Earnings on Investments	-	-	-	-	-	-	-	
Interest Income	-	-	-	-	-	-	-	
Food Service (Income from meals)	-	-	-	-	-	-	-	
Text Book	-	-	-	-	-	-	-	
OTHER	-	-	-	733,920	(733,920)	-	-	733,920
TOTAL REVENUE FROM LOCAL and OTHER SOURCES	-	-	-	793,128	(793,128)	-	-	793,128
TOTAL REVENUE	-	-	-	9,884,463	(9,884,463)	-	-	9,884,463

ACHIEVEMENT FIRST ASPIRE CHARTER SCHOOL

Budget / Operating Plan

2017-18

Total Revenue	-	-	-	9,884,463	(9,884,463)	-	-	9,884,463
Total Expenses	-	-	-	9,297,044	9,297,044	-	-	9,297,044
Net Income	-	-	-	587,419	(587,419)	-	-	587,419
Actual Student Enrollment	-	-	-			-	-	

***NOTE: Enrollment, Revenue and Expenditure Data IN the 'Total and Variance Analysis' Section is Based on LAST ACTUAL Quarter Completed**

TOTALS AND VARIANCE ANALYSIS

				Current Budget (Current Quarter)	Actual vs. Current Budget	Current Budget - TY	Actual vs. Current Budget TY	Original Budget (Current Quarter)	Actual vs. Original Budget	Original Budget - TY
EXPENSES										
ADMINISTRATIVE STAFF PERSONNEL COSTS	Quarter 0 No. of Positions									
Executive Management	-	-	-	918,340	918,340	-	-	918,340	-	918,340
Instructional Management	-	-	-	-	-	-	-	-	-	-
Deans, Directors & Coordinators	-	-	-	-	-	-	-	-	-	-
CFO / Director of Finance	-	-	-	-	-	-	-	-	-	-
Operation / Business Manager	-	-	-	-	-	-	-	-	-	-
Administrative Staff	-	-	-	-	-	-	-	-	-	-
TOTAL ADMINISTRATIVE STAFF	-	-	-	918,340	918,340	-	-	918,340	-	918,340
INSTRUCTIONAL PERSONNEL COSTS										
Teachers - Regular	-	-	-	3,533,448	3,533,448	-	-	3,533,448	-	3,533,448
Teachers - SPED	-	-	-	-	-	-	-	-	-	-
Substitute Teachers	-	-	-	-	-	-	-	-	-	-
Teaching Assistants	-	-	-	-	-	-	-	-	-	-
Specialty Teachers	-	-	-	-	-	-	-	-	-	-
Aides	-	-	-	-	-	-	-	-	-	-
Therapists & Counselors	-	-	-	-	-	-	-	-	-	-
Other	-	-	-	626,528	626,528	-	-	626,528	-	626,528
TOTAL INSTRUCTIONAL	-	-	-	4,159,976	4,159,976	-	-	4,159,976	-	4,159,976
NON-INSTRUCTIONAL PERSONNEL COSTS										
Nurse	-	-	-	-	-	-	-	-	-	-
Librarian	-	-	-	-	-	-	-	-	-	-
Custodian	-	-	-	-	-	-	-	-	-	-
Security	-	-	-	-	-	-	-	-	-	-
Other	-	-	-	656,380	656,380	-	-	656,380	-	656,380
TOTAL NON-INSTRUCTIONAL	-	-	-	656,380	656,380	-	-	656,380	-	656,380
SUBTOTAL PERSONNEL SERVICE COSTS	-	-	-	5,734,696	5,734,696	-	-	5,734,696	-	5,734,696
PAYROLL TAXES AND BENEFITS										
Payroll Taxes	-	-	-	17,996	17,996	-	-	17,996	-	17,996
Fringe / Employee Benefits	-	-	-	650,884	650,884	-	-	650,884	-	650,884
Retirement / Pension	-	-	-	-	-	-	-	-	-	-
TOTAL PAYROLL TAXES AND BENEFITS	-	-	-	668,880	668,880	-	-	668,880	-	668,880
TOTAL PERSONNEL SERVICE COSTS	-	-	-	6,403,576	6,403,576	-	-	6,403,576	-	6,403,576

ACHIEVEMENT FIRST ASPIRE CHARTER SCHOOL
Budget / Operating Plan

2017-18

Total Revenue	-	-	-	9,884,463	(9,884,463)	-	-	9,884,463
Total Expenses	-	-	-	9,297,044	9,297,044	-	-	9,297,044
Net Income	-	-	-	587,419	(587,419)	-	-	587,419
Actual Student Enrollment	-	-	-			-	-	

TOTALS AND VARIANCE ANALYSIS

***NOTE: Enrollment, Revenue and Expenditure Data IN the 'Total and Variance Analysis' Section is Based on LAST ACTUAL Quarter Completed**

	Actual	Current Budget (Current Quarter)	Actual vs. Current Budget	Current Budget - TY	Actual vs. Current Budget TY	Original Budget (Current Quarter)	Actual vs. Original Budget	Original Budget -
CONTRACTED SERVICES								
Accounting / Audit	-	-	-	21,000	21,000	-	-	21,000
Legal	-	-	-	16,000	16,000	-	-	16,000
Management Company Fee	-	-	-	-	-	-	-	
Nurse Services	-	-	-	-	-	-	-	
Food Service / School Lunch	-	-	-	-	-	-	-	
Payroll Services	-	-	-	16,408	16,408	-	-	16,408
Special Ed Services	-	-	-	-	-	-	-	
Titlement Services (i.e. Title I)	-	-	-	-	-	-	-	
Other Purchased / Professional / Consulting	-	-	-	72,400	72,400	-	-	72,400
TOTAL CONTRACTED SERVICES	-	-	-	125,808	125,808	-	-	125,808

ACHIEVEMENT FIRST ASPIRE CHARTER SCHOOL

Budget / Operating Plan

2017-18

Total Revenue	-	-	-	9,884,463	(9,884,463)	-	-	9,884,463
Total Expenses	-	-	-	9,297,044	9,297,044	-	-	9,297,044
Net Income	-	-	-	587,419	(587,419)	-	-	587,419
Actual Student Enrollment	-	-	-			-	-	

***NOTE: Enrollment, Revenue and Expenditure Data IN the 'Total and Variance Analysis' Section is Based on LAST ACTUAL Quarter Completed**

TOTALS AND VARIANCE ANALYSIS

	Actual	Current Budget (Current Quarter)	Actual vs. Current Budget	Current Budget - TY	Actual vs. Current Budget TY	Original Budget (Current Quarter)	Actual vs. Original Budget	Original Budget - TY
SCHOOL OPERATIONS								
Board Expenses	-	-	-	-	-	-	-	-
Classroom / Teaching Supplies & Materials	-	-	-	85,656	85,656	-	-	85,656
Special Ed Supplies & Materials	-	-	-	-	-	-	-	-
Textbooks / Workbooks	-	-	-	174,828	174,828	-	-	174,828
Supplies & Materials other	-	-	-	99,092	99,092	-	-	99,092
Equipment / Furniture	-	-	-	27,952	27,952	-	-	27,952
Telephone	-	-	-	26,696	26,696	-	-	26,696
Technology	-	-	-	607,688	607,688	-	-	607,688
Student Testing & Assessment	-	-	-	-	-	-	-	-
Field Trips	-	-	-	72,128	72,128	-	-	72,128
Transportation (student)	-	-	-	-	-	-	-	-
Student Services - other	-	-	-	971,896	971,896	-	-	971,896
Office Expense	-	-	-	115,752	115,752	-	-	115,752
Staff Development	-	-	-	76,520	76,520	-	-	76,520
Staff Recruitment	-	-	-	62,040	62,040	-	-	62,040
Student Recruitment / Marketing	-	-	-	5,000	5,000	-	-	5,000
School Meals / Lunch	-	-	-	-	-	-	-	-
Travel (Staff)	-	-	-	2,324	2,324	-	-	2,324
Fundraising	-	-	-	-	-	-	-	-
Other	-	-	-	120,684	120,684	-	-	120,684
TOTAL SCHOOL OPERATIONS	-	-	-	2,448,256	2,448,256	-	-	2,448,256
FACILITY OPERATION & MAINTENANCE								
Insurance	-	-	-	37,652	37,652	-	-	37,652
Janitorial	-	-	-	-	-	-	-	-
Building and Land Rent / Lease / Facility Finance Interest	-	-	-	165,000	165,000	-	-	165,000
Repairs & Maintenance	-	-	-	-	-	-	-	-
Equipment / Furniture	-	-	-	116,752	116,752	-	-	116,752
Security	-	-	-	-	-	-	-	-
Utilities	-	-	-	-	-	-	-	-
TOTAL FACILITY OPERATION & MAINTENANCE	-	-	-	319,404	319,404	-	-	319,404
DEPRECIATION & AMORTIZATION	-	-	-	-	-	-	-	-
RESERVES / CONTINGENCY	-	-	-	-	-	-	-	-
TOTAL EXPENSES	-	-	-	9,297,044	9,297,044	-	-	9,297,044

ACHIEVEMENT FIRST ASPIRE CHARTER SCHOOL
Budget / Operating Plan

2017-18

Total Revenue	-	-	-	9,884,463	(9,884,463)	-	-	9,884,463
Total Expenses	-	-	-	9,297,044	9,297,044	-	-	9,297,044
Net Income	-	-	-	587,419	(587,419)	-	-	587,419
Actual Student Enrollment	-	-	-			-	-	

TOTALS AND VARIANCE ANALYSIS

*NOTE: Enrollment, Revenue and Expenditure Data IN the 'Total and Variance Analysis' Section is Based on LAST ACTUAL Quarter Completed		Current	Actual		Actual	Original	Actual	
		Budget	vs.	Current	vs.	Budget	vs.	Original
	Actual	(Current	Current	Budget - TY	Current	(Current	Original	Budget -
		Quarter)	Budget		Budget TY	Quarter)	Budget	
NET INCOME	-	-	-	587,419	(587,419)	-	-	587,419

ACHIEVEMENT FIRST ASPIRE CHARTER SCHOOL
Budget / Operating Plan
Budget / Operating Plan
2017-18

Total Revenue	-	-	-	9,884,463	(9,884,463)	-	-	9,884,463
Total Expenses	-	-	-	9,297,044	9,297,044	-	-	9,297,044
Net Income	-	-	-	587,419	(587,419)	-	-	587,419
Actual Student Enrollment	-	-	-			-	-	

TOTALS AND VARIANCE ANALYSIS

<p>*NOTE: Enrollment, Revenue and Expenditure Data IN the 'Total and Variance Analysis' Section is Based on LAST ACTUAL Quarter Completed</p>	TOTALS AND VARIANCE ANALYSIS							
	Actual	Current Budget (Current Quarter)	Actual vs. Current Budget	Current Budget - TY	Actual vs. Current Budget TY	Original Budget (Current Quarter)	Actual vs. Original Budget	Original Budget -

ENROLLMENT - *School Districts Are Linked To Above Entries*	* Enrollment Data Based on Last Actual Quarter Completed							
NYC CHANCELLOR'S OFFICE	-	-	-			-	-	
-	-	-	-			-	-	
-	-	-	-			-	-	
-	-	-	-			-	-	
-	-	-	-			-	-	
-	-	-	-			-	-	
-	-	-	-			-	-	
-	-	-	-			-	-	
-	-	-	-			-	-	
-	-	-	-			-	-	
-	-	-	-			-	-	
-	-	-	-			-	-	
-	-	-	-			-	-	
-	-	-	-			-	-	
-	-	-	-			-	-	
-	-	-	-			-	-	
ALL OTHER School Districts: (Count = 0)	-	-	-			-	-	
TOTAL ENROLLMENT	-	-	-			-	-	
REVENUE PER PUPIL	-	-	-			-	-	
EXPENSES PER PUPIL	-	-	-			-	-	

Total Revenue		(9,884,463)	-	-
Total Expenses		9,297,044	-	-
Net Income		(587,419)	-	-
Actual Student Enrollment			-	-
<p>*NOTE: Enrollment, Revenue and Expenditure Data IN the 'Total and Variance Analysis' Section is Based on LAST ACTUAL Quarter Completed</p>		<p>Actual vs. Original Budget TY</p>	<p>PY Actual (PY TY / No. of COMPLETED Actual CY</p>	<p>Actual CY vs. Actual PY</p>
REVENUE				
REVENUES FROM STATE SOURCES				
Per Pupil Revenue	CY Per Pupil Rate			
NYC CHANCELLOR'S OFFICE	14,527	(8,207,755)	-	-
-	-	-	-	-
-	-	-	-	-
-	-	-	-	-
-	-	-	-	-
-	-	-	-	-
-	-	-	-	-
-	-	-	-	-
-	-	-	-	-
-	-	-	-	-
-	-	-	-	-
-	-	-	-	-
-	-	-	-	-
-	-	-	-	-
-	-	-	-	-
-	-	-	-	-
ALL OTHER School Districts: (Count = 0)	-	-	-	-
TOTAL Per Pupil Revenue (Weighted Average Per Pupil Funding)	14,527	(8,207,755)	-	-
Special Education Revenue		(466,948)	-	-
Grants				
Stimulus		-	-	-
DYCD (Department of Youth and Community Development)		-	-	-
Other		-	-	-
NYC DoE Rental Assistance		-	-	-
Other		-	-	-
TOTAL REVENUE FROM STATE SOURCES		(8,674,703)	-	-
REVENUE FROM FEDERAL FUNDING				
IDEA Special Needs		-	-	-
Title I		(274,800)	-	-
Title Funding - Other		(8,580)	-	-
School Food Service (Free Lunch)		-	-	-
Grants				
Charter School Program (CSP) Planning & Implementation		(133,252)	-	-
Other		-	-	-

Total Revenue	(9,884,463)	-	-
Total Expenses	9,297,044	-	-
Net Income	(587,419)	-	-
Actual Student Enrollment		-	
*NOTE: Enrollment, Revenue and Expenditure Data IN the 'Total and Variance Analysis' Section is Based on LAST ACTUAL Quarter Completed	Actual vs. Original Budget TY	PY Actual (PY TY / No. of COMPLETED Actual CY	Actual CY vs. Actual PY
Other	-	-	-
TOTAL REVENUE FROM FEDERAL SOURCES	(416,632)	-	-
LOCAL and OTHER REVENUE			
Contributions and Donations	-	-	-
Fundraising	-	-	-
Erate Reimbursement	(59,208)	-	-
Earnings on Investments	-	-	-
Interest Income	-	-	-
Food Service (Income from meals)	-	-	-
Text Book	-	-	-
OTHER	(733,920)	-	-
TOTAL REVENUE FROM LOCAL and OTHER SOURCES	(793,128)	-	-
TOTAL REVENUE	(9,884,463)	-	-

Total Revenue	(9,884,463)	-	-
Total Expenses	9,297,044	-	-
Net Income	(587,419)	-	-
Actual Student Enrollment		-	-

*NOTE: Enrollment, Revenue and Expenditure Data IN the 'Total and Variance Analysis' Section is Based on LAST ACTUAL Quarter Completed	Actual	PY Actual (PY TY	
	vs.	/ No. of	Actual CY
	Original	COMPLETED	vs.
	Budget TY	Actual CY	Actual PY

EXPENSES	Quarter 0			
	No. of Positions			
ADMINISTRATIVE STAFF PERSONNEL COSTS				
Executive Management	-	918,340	-	-
Instructional Management	-	-	-	-
Deans, Directors & Coordinators	-	-	-	-
CFO / Director of Finance	-	-	-	-
Operation / Business Manager	-	-	-	-
Administrative Staff	-	-	-	-
TOTAL ADMINISTRATIVE STAFF	-	918,340	-	-
INSTRUCTIONAL PERSONNEL COSTS				
Teachers - Regular	-	3,533,448	-	-
Teachers - SPED	-	-	-	-
Substitute Teachers	-	-	-	-
Teaching Assistants	-	-	-	-
Specialty Teachers	-	-	-	-
Aides	-	-	-	-
Therapists & Counselors	-	-	-	-
Other	-	626,528	-	-
TOTAL INSTRUCTIONAL	-	4,159,976	-	-
NON-INSTRUCTIONAL PERSONNEL COSTS				
Nurse	-	-	-	-
Librarian	-	-	-	-
Custodian	-	-	-	-
Security	-	-	-	-
Other	-	656,380	-	-
TOTAL NON-INSTRUCTIONAL	-	656,380	-	-
SUBTOTAL PERSONNEL SERVICE COSTS	-	5,734,696	-	-
PAYROLL TAXES AND BENEFITS				
Payroll Taxes	-	17,996	-	-
Fringe / Employee Benefits	-	650,884	-	-
Retirement / Pension	-	-	-	-
TOTAL PAYROLL TAXES AND BENEFITS	-	668,880	-	-
TOTAL PERSONNEL SERVICE COSTS	-	6,403,576	-	-

L

Total Revenue	(9,884,463)	-	-
Total Expenses	9,297,044	-	-
Net Income	(587,419)	-	-
Actual Student Enrollment		-	
<p>*NOTE: Enrollment, Revenue and Expenditure Data IN the 'Total and Variance Analysis' Section is Based on LAST ACTUAL Quarter Completed</p>			
	L	Actual vs. Original Budget TY	PY Actual (PY TY / No. of COMPLETED Actual CY vs. Actual PY
CONTRACTED SERVICES			
Accounting / Audit	21,000	-	-
Legal	16,000	-	-
Management Company Fee	-	-	-
Nurse Services	-	-	-
Food Service / School Lunch	-	-	-
Payroll Services	16,408	-	-
Special Ed Services	-	-	-
Titlement Services (i.e. Title I)	-	-	-
Other Purchased / Professional / Consulting	72,400	-	-
TOTAL CONTRACTED SERVICES	125,808	-	-

Total Revenue	(9,884,463)	-	-
Total Expenses	9,297,044	-	-
Net Income	(587,419)	-	-
Actual Student Enrollment		-	-
<p>*NOTE: Enrollment, Revenue and Expenditure Data IN the 'Total and Variance Analysis' Section is Based on LAST ACTUAL Quarter Completed</p>			
	Actual vs. Original Budget TY	PY Actual (PY TY / No. of COMPLETED Actual CY	Actual CY vs. Actual PY
SCHOOL OPERATIONS			
Board Expenses	-	-	-
Classroom / Teaching Supplies & Materials	85,656	-	-
Special Ed Supplies & Materials	-	-	-
Textbooks / Workbooks	174,828	-	-
Supplies & Materials other	99,092	-	-
Equipment / Furniture	27,952	-	-
Telephone	26,696	-	-
Technology	607,688	-	-
Student Testing & Assessment	-	-	-
Field Trips	72,128	-	-
Transportation (student)	-	-	-
Student Services - other	971,896	-	-
Office Expense	115,752	-	-
Staff Development	76,520	-	-
Staff Recruitment	62,040	-	-
Student Recruitment / Marketing	5,000	-	-
School Meals / Lunch	-	-	-
Travel (Staff)	2,324	-	-
Fundraising	-	-	-
Other	120,684	-	-
TOTAL SCHOOL OPERATIONS	2,448,256	-	-
FACILITY OPERATION & MAINTENANCE			
Insurance	37,652	-	-
Janitorial	-	-	-
Building and Land Rent / Lease / Facility Finance Interest	165,000	-	-
Repairs & Maintenance	-	-	-
Equipment / Furniture	116,752	-	-
Security	-	-	-
Utilities	-	-	-
TOTAL FACILITY OPERATION & MAINTENANCE	319,404	-	-
DEPRECIATION & AMORTIZATION	-	-	-
RESERVES / CONTINGENCY	-	-	-
TOTAL EXPENSES	9,297,044	-	-

L
L

Total Revenue	(9,884,463)	-	-
Total Expenses	9,297,044	-	-
Net Income	(587,419)	-	-
Actual Student Enrollment		-	
<p style="text-align: center;">*NOTE: Enrollment, Revenue and Expenditure Data IN the 'Total and Variance Analysis' Section is Based on LAST ACTUAL Quarter Completed</p>			
	Actual vs. Original Budget TY	PY Actual (PY TY / No. of COMPLETED Actual CY	Actual CY vs. Actual PY
NET INCOME	(587,419)	-	-

L

Total Revenue	(9,884,463)	-	-
Total Expenses	9,297,044	-	-
Net Income	(587,419)	-	-
Actual Student Enrollment		-	

*NOTE: Enrollment, Revenue and Expenditure Data IN the 'Total and Variance Analysis' Section is Based on LAST ACTUAL Quarter Completed	Actual vs. Original Budget TY	PY Actual (PY TY / No. of COMPLETED Actual CY	Actual CY vs. Actual PY
---	--------------------------------------	--	--------------------------------

ENROLLMENT - *School Districts Are Linked To Above Entries*			
NYC CHANCELLOR'S OFFICE		-	-
-		-	-
-		-	-
-		-	-
-		-	-
-		-	-
-		-	-
-		-	-
-		-	-
-		-	-
-		-	-
-		-	-
-		-	-
-		-	-
-		-	-
-		-	-
-		-	-
-		-	-
ALL OTHER School Districts: (Count = 0)		-	-
TOTAL ENROLLMENT		-	-
REVENUE PER PUPIL		-	-
EXPENSES PER PUPIL		-	-



Annual Report Requirement
for SUNY Authorized Charter Schools
ACHIEVEMENT FIRST ASPIRE CHARTER SCHOOL
2017-18

Administrative
expenditures per pupil:

\$0.00

Per NYS Statute

Administrative expenditures per pupil: the sum of all general administration salaries and other general administration expenditures divided by the total number of enrolled students. Employee benefit costs or expenditures should not be reported here.

***NOTE: THIS TAB ONLY NEEDS TO BE COMPLETED FOR Q4**

Disclosure of Financial Interest by a Current or Proposed Charter School Education Corporation Trustee

Trustee Name:

Adrienne Loiseau

Name of Charter School Education Corporation (for an unmerged school, this is the Charter School Name):

Achievement First Brooklyn Charter Schools

1. List all positions held on the education corporation board (e.g., president, treasurer, parent representative). Parent rep

2. Is the trustee an employee of any school operated by the Education Corporation?
 Yes No

If Yes, for each school, please provide a description of the position(s) you hold, your responsibilities, your salary and your start date.

3. Is the trustee an employee or agent of the management company or institutional partner of the charter school(s) governed by the Education Corporation?
 Yes No

If Yes, for each school, please provide a description of the position(s) you hold, your responsibilities, your salary and your start date.

4. Identify each interest/transaction (and provide the requested information) that you or any of your immediate family members or any persons who live with you in your house have held or engaged in with the charter school(s) governed by the Education Corporation during the time you have served on the board, and in the six-month period prior to such service. If there has been no such financial interest or transaction, write **None**. Please note that if you answered **Yes** to Questions 2-4 above, you need not disclose again your employment status, salary, etc.

Date(s)	Nature of Financial Interest/Transaction	Steps taken to avoid a conflict of interest, (e.g., did not vote, did not participate in discussion)	Name of person holding interest or engaging in transaction and relationship to yourself

Please write "None" if applicable. Do not leave this space blank.

NONE

5. Identify each individual, business, corporation, union association, firm, partnership, committee proprietorship, franchise holding company, joint stock company, business or real estate trust, non-profit organization, or other organization or group of people doing business with the school(s) governed by the Education Corporation **and** in which such entity, during the time of your tenure as a trustee, you and/or your immediate family member(s) or person(s) living in your house had a financial interest or other relationship. If you are a member, director, officer or employee of an organization formally partnered with the school(s) that is/are doing business with the school(s) through a management or services agreement, please identify only the name of the organization, your position in the organization, and the relationship between such organization and the school(s). If there was no financial interest, write **None**.

Organization conducting business with the school(s)	Nature of business conducted	Approximate value of the business conducted	Name of Trustee and/or immediate family member of household holding an interest in the organization conducting business with the school(s) and the nature of the interest	Steps Taken to Avoid Conflict of Interest
<p><i>Please write "None" if applicable. Do not leave this space blank.</i></p> <p>NONE</p>				

AL 8/1/17
 Signature Date

Please note that this document is considered a public record and as such, may be made available to members of the public upon request under the Freedom of Information Law. Personal contact information provided below will be redacted.

Business Telephone: [REDACTED]
Business Address: [REDACTED]
E-mail Address: [REDACTED]
Home Telephone: [REDACTED]
Home Address: [REDACTED]

Disclosure of Financial Interest by a Current or Proposed Charter School Education Corporation Trustee

Trustee Name:

Ambrose Wooden

Name of Charter School Education Corporation (for an unmerged school, this is the Charter School Name):

Achievement First Brooklyn Charter Schools

1. List all positions held on the education corporation board (e.g., president, treasurer, parent representative).

2. Is the trustee an employee of any school operated by the Education Corporation?
 Yes No

If **Yes**, for each school, please provide a description of the position(s) you hold, your responsibilities, your salary and your start date.

3. Is the trustee an employee or agent of the management company or institutional partner of the charter school(s) governed by the Education Corporation?
 Yes No

If **Yes**, for each school, please provide a description of the position(s) you hold, your responsibilities, your salary and your start date.

4. Identify each interest/transaction (and provide the requested information) that you or any of your immediate family members or any persons who live with you in your house have held or engaged in with the charter school(s) governed by the Education Corporation during the time you have served on the board, and in the six-month period prior to such service. If there has been no such financial interest or transaction, write **None**. Please note that if you answered **Yes** to Questions 2-4 above, you need not disclose again your employment status, salary, etc.

Date(s)	Nature of Financial Interest/Transaction	Steps taken to avoid a conflict of interest, (e.g., did not vote, did not participate in discussion)	Name of person holding interest or engaging in transaction and relationship to yourself

Please write "None" if applicable. Do not leave this space blank.

None

5. Identify each individual, business, corporation, union association, firm, partnership, committee proprietorship, franchise holding company, joint stock company, business or real estate trust, non-profit organization, or other organization or group of people doing business with the school(s) governed by the Education Corporation **and** in which such entity, during the time of your tenure as a trustee, you and/or your immediate family member(s) or person(s) living in your house had a financial interest or other relationship. If you are a member, director, officer or employee of an organization formally partnered with the school(s) that is/are doing business with the school(s) through a management or services agreement, please identify only the name of the organization, your position in the organization, and the relationship between such organization and the school(s). If there was no financial interest, write **None**.

Organization conducting business with the school(s)	Nature of business conducted	Approximate value of the business conducted	Name of Trustee and/or immediate family member of household holding an interest in the organization conducting business with the school(s) and the nature of the interest	Steps Taken to Avoid Conflict of Interest
<p>Please write "None" if applicable. Do not leave this space blank.</p> <p style="font-size: 2em;">None</p>				

AW _____ Date 8/1/17

Please note that this document is considered a public record and as such, may be made available to members of the public upon request under the Freedom of Information Law. Personal contact information provided below will be redacted.

Business Telephone: _____

Business Address: _____

E-mail Address: _____

Home Telephone: _____

Home Address: _____

Disclosure of Financial Interest by a Current or Proposed Charter School Education Corporation Trustee

Trustee Name:

Amy Arthur Samuels

Name of Charter School Education Corporation (for an unmerged school, this is the Charter School Name):

Achievement First Brooklyn Charter Schools

1. List all positions held on the education corporation board (e.g., president, treasurer, parent representative).

2. Is the trustee an employee of any school operated by the Education Corporation?
 Yes No

If **Yes**, for each school, please provide a description of the position(s) you hold, your responsibilities, your salary and your start date.

3. Is the trustee an employee or agent of the management company or institutional partner of the charter school(s) governed by the Education Corporation?
 Yes No

If **Yes**, for each school, please provide a description of the position(s) you hold, your responsibilities, your salary and your start date.

4. Identify each interest/transaction (and provide the requested information) that you or any of your immediate family members or any persons who live with you in your house have held or engaged in with the charter school(s) governed by the Education Corporation during the time you have served on the board, and in the six-month period prior to such service. If there has been no such financial interest or transaction, write **None**. Please note that if you answered **Yes** to Questions 2-4 above, you need not disclose again your employment status, salary, etc.

Date(s)	Nature of Financial Interest/Transaction	Steps taken to avoid a conflict of interest, (e.g., did not vote, did not participate in discussion)	Name of person holding interest or engaging in transaction and relationship to yourself

Please write "None" if applicable. Do not leave this space blank.

NONE

5. Identify each individual, business, corporation, union association, firm, partnership, committee proprietorship, franchise holding company, joint stock company, business or real estate trust, non-profit organization, or other organization or group of people doing business with the school(s) governed by the Education Corporation **and** in which such entity, during the time of your tenure as a trustee, you and/or your immediate family member(s) or person(s) living in your house had a financial interest or other relationship. If you are a member, director, officer or employee of an organization formally partnered with the school(s) that is/are doing business with the school(s) through a management or services agreement, please identify only the name of the organization, your position in the organization, and the relationship between such organization and the school(s). If there was no financial interest, write **None**.

Organization conducting business with the school(s)	Nature of business conducted	Approximate value of the business conducted	Name of Trustee and/or immediate family member of household holding an interest in the organization conducting business with the school(s) and the nature of the interest	Steps Taken to Avoid Conflict of Interest
<p>Please write "None" if applicable. Do not leave this space blank.</p> <p>NONE</p>				

AS _____ 8/1/17
 Signature Date

Please note that this document is considered a public record and as such, may be made available to members of the public upon request under the Freedom of Information Law. Personal contact information provided below will be redacted.

Business Telephone: [REDACTED]
 Business Address: [REDACTED]
 E-mail Address: [REDACTED]
 Home Telephone: [REDACTED]
 Home Address: [REDACTED]

Disclosure of Financial Interest by a Current or Proposed Charter School Education Corporation Trustee

Trustee Name:

Andy Hubbard

Name of Charter School Education Corporation (for an unmerged school, this is the Charter School Name):

ACHIEVEMENT FIRST BROOKLYN CHARTER SCHOOLS

1. List all positions held on the education corporation board (e.g., president, treasurer, parent representative).

Secretary

2. Is the trustee an employee of any school operated by the Education Corporation?
 Yes No

If **Yes**, for each school, please provide a description of the position(s) you hold, your responsibilities, your salary and your start date.

3. Is the trustee an employee or agent of the management company or institutional partner of the charter school(s) governed by the Education Corporation?

Yes No

If **Yes**, for each school, please provide a description of the position(s) you hold, your responsibilities, your salary and your start date.

4. Identify each interest/transaction (and provide the requested information) that you or any of your immediate family members or any persons who live with you in your house have held or engaged in with the charter school(s) governed by the Education Corporation during the time you have served on the board, and in the six-month period prior to such service. If there has been no such financial interest or transaction, write **None**. Please note that if you answered **Yes** to Questions 2-4 above, you need not disclose again your employment status, salary, etc.

Date(s)	Nature of Financial Interest/Transaction	Steps taken to avoid a conflict of interest, (e.g., did not vote, did not participate in discussion)	Name of person holding interest or engaging in transaction and relationship to yourself

Please write "None" if applicable. Do not leave this space blank.

NONE

5. Identify each individual, business, corporation, union association, firm, partnership, committee proprietorship, franchise holding company, joint stock company, business or real estate trust, non-profit organization, or other organization or group of people doing business with the school(s) governed by the Education Corporation **and** in which such entity, during the time of your tenure as a trustee, you and/or your immediate family member(s) or person(s) living in your house had a financial interest or other relationship. If you are a member, director, officer or employee of an organization formally partnered with the school(s) that is/are doing business with the school(s) through a management or services agreement, please identify only the name of the organization, your position in the organization, and the relationship between such organization and the school(s). If there was no financial interest, write **None**.

Organization conducting business with the school(s)	Nature of business conducted	Approximate value of the business conducted	Name of Trustee and/or immediate family member of household holding an interest in the organization conducting business with the school(s) and the nature of the interest	Steps Taken to Avoid Conflict of Interest
<p>Please write "None" if applicable. Do not leave this space blank.</p> <p>NONE</p>				

AH _____ 8/11/17 _____
 Signature Date

Please note that this document is considered a public record and as such, may be made available to members of the public upon request under the Freedom of Information Law. Personal contact information provided below will be redacted.

Business Telephone: _____
 Business Address: _____
 E-mail Address: _____
 Home Telephone: _____
 Home Address: _____

Disclosure of Financial Interest by a Current or Proposed Charter School Education Corporation Trustee

Trustee Name:

Angela Tucker

Name of Charter School Education Corporation (for an unmerged school, this is the Charter School Name):

Achievement First Brooklyn Charter Schools

1. List all positions held on the education corporation board (e.g., president, treasurer, parent representative).

Parent rep

2. Is the trustee ~~an~~ employee of any school operated by the Education Corporation?
 Yes No

If **Yes**, for each school, please provide a description of the position(s) you hold, your responsibilities, your salary and your start date.

3. Is the trustee ~~an~~ employee or agent of the management company or institutional partner of the charter school(s) governed by the Education Corporation?

Yes No

If **Yes**, for each school, please provide a description of the position(s) you hold, your responsibilities, your salary and your start date.

4. Identify each interest/transaction (and provide the requested information) that you or any of your immediate family members or any persons who live with you in your house have held or engaged in with the charter school(s) governed by the Education Corporation during the time you have served on the board, and in the six-month period prior to such service. If there has been no such financial interest or transaction, write **None**. Please note that if you answered **Yes** to Questions 2-4 above, you need not disclose again your employment status, salary, etc.

Date(s)	Nature of Financial Interest/Transaction	Steps taken to avoid a conflict of interest, (e.g., did not vote, did not participate in discussion)	Name of person holding interest or engaging in transaction and relationship to yourself

Please write "None" if applicable. Do not leave this space blank.

5. Identify each individual, business, corporation, union association, firm, partnership, committee proprietorship, franchise holding company, joint stock company, business or real estate trust, non-profit organization, or other organization or group of people doing business with the school(s) governed by the Education Corporation **and** in which such entity, during the time of your tenure as a trustee, you and/or your immediate family member(s) or person(s) living in your house had a financial interest or other relationship. If you are a member, director, officer or employee of an organization formally partnered with the school(s) that is/are doing business with the school(s) through a management or services agreement, please identify only the name of the organization, your position in the organization, and the relationship between such organization and the school(s). If there was no financial interest, write None.

Organization conducting business with the school(s)	Nature of business conducted	Approximate value of the business conducted	Name of Trustee and/or immediate family member of household holding an interest in the organization conducting business with the school(s) and the nature of the interest	Steps Taken to Avoid Conflict of Interest
<p>Please write "None" if applicable. Do not leave this space blank.</p> <p>NONE</p>				

AT _____ 8/11/17
 Signature Date

Please note that this document is considered a public record and as such, may be made available to members of the public upon request under the Freedom of Information Law. Personal contact information provided below will be redacted.

Business Telephone: _____
 Business Address: _____
 E-mail Address: _____
 Home Telephone: _____
 Home Address: _____

Disclosure of Financial Interest by a Current or Proposed Charter School Education Corporation Trustee

Trustee Name:

Daniel Russell

Name of Charter School Education Corporation (for an unmerged school, this is the Charter School Name):

Achievement First Brooklyn Charter Schools

1. List all positions held on the education corporation board (e.g., president, treasurer, parent representative).

2. Is the trustee ~~an~~ employee of any school operated by the Education Corporation?
 Yes No

If **Yes**, for each school, please provide a description of the position(s) you hold, your responsibilities, your salary and your start date.

3. Is the trustee an employee or agent of the management company or institutional partner of the charter school(s) governed by the Education Corporation?
 Yes No

If **Yes**, for each school, please provide a description of the position(s) you hold, your responsibilities, your salary and your start date.

4. Identify each interest/transaction (and provide the requested information) that you or any of your immediate family members or any persons who live with you in your house have held or engaged in with the charter school(s) governed by the Education Corporation during the time you have served on the board, and in the six-month period prior to such service. If there has been no such financial interest or transaction, write **None**. Please note that if you answered **Yes** to Questions 2-4 above, you need not disclose again your employment status, salary, etc.

Date(s)	Nature of Financial Interest/Transaction	Steps taken to avoid a conflict of interest, (e.g., did not vote, did not participate in discussion)	Name of person holding interest or engaging in transaction and relationship to yourself

Please write "None" if applicable. Do not leave this space blank.


NONE


5. Identify each individual, business, corporation, union association, firm, partnership, committee proprietorship, franchise holding company, joint stock company, business or real estate trust, non-profit organization, or other organization or group of people doing business with the school(s) governed by the Education Corporation **and** in which such entity, during the time of your tenure as a trustee, you and/or your immediate family member(s) or person(s) living in your house had a financial interest or other relationship. If you are a member, director, officer or employee of an organization formally partnered with the school(s) that is/are doing business with the school(s) through a management or services agreement, please identify only the name of the organization, your position in the organization, and the relationship between such organization and the school(s). If there was no financial interest, write **None**.


Organization conducting business with the school(s)	Nature of business conducted	Approximate value of the business conducted	Name of Trustee and/or immediate family member of household holding an interest in the organization conducting business with the school(s) and the nature of the interest	Steps Taken to Avoid Conflict of Interest
<p>Please write "None" if applicable. Do not leave this space blank.</p> <p>NONE</p>				


DR Signature 8/1/17 Date


Please note that this document is considered a public record and as such, may be made available to members of the public upon request under the Freedom of Information Law. Personal contact information provided below will be redacted.

Business Telephone: 

Business Address: 

E-mail Address: 

Home Telephone: 

Home Address: 

Disclosure of Financial Interest by a Current or Proposed Charter School Education Corporation Trustee

Trustee Name:

Deborah Shanley

Name of Charter School Education Corporation (for an unmerged school, this is the Charter School Name):

Achievement First Brooklyn Charter Schools

1. List all positions held on the education corporation board (e.g., president, treasurer, parent representative).

Chair

2. Is the trustee an employee of any school operated by the Education Corporation?
 Yes No

If **Yes**, for each school, please provide a description of the position(s) you hold, your responsibilities, your salary and your start date.

3. Is the trustee an employee or agent of the management company or institutional partner of the charter school(s) governed by the Education Corporation?

Yes No

If **Yes**, for each school, please provide a description of the position(s) you hold, your responsibilities, your salary and your start date.

4. Identify each interest/transaction (and provide the requested information) that you or any of your immediate family members or any persons who live with you in your house have held or engaged in with the charter school(s) governed by the Education Corporation during the time you have served on the board, and in the six-month period prior to such service. If there has been no such financial interest or transaction, write **None**. Please note that if you answered **Yes** to Questions 2-4 above, you need not disclose again your employment status, salary, etc.

Date(s)	Nature of Financial Interest/Transaction	Steps taken to avoid a conflict of interest, (e.g., did not vote, did not participate in discussion)	Name of person holding interest or engaging in transaction and relationship to yourself

Please write "None" if applicable. Do not leave this space blank.

NONE

5. Identify each individual, business, corporation, union association, firm, partnership, committee proprietorship, franchise holding company, joint stock company, business or real estate trust, non-profit organization, or other organization or group of people doing business with the school(s) governed by the Education Corporation **and** in which such entity, during the time of your tenure as a trustee, you and/or your immediate family member(s) or person(s) living in your house had a financial interest or other relationship. If you are a member, director, officer or employee of an organization formally partnered with the school(s) that is/are doing business with the school(s) through a management or services agreement, please identify only the name of the organization, your position in the organization, and the relationship between such organization and the school(s). If there was no financial interest, write **None**.

Organization conducting business with the school(s)	Nature of business conducted	Approximate value of the business conducted	Name of Trustee and/or immediate family member of household holding an interest in the organization conducting business with the school(s) and the nature of the interest	Steps Taken to Avoid Conflict of Interest
<p>Please write "None" if applicable. Do not leave this space blank.</p> <p>NONE</p>				

DS _____ 8/1/17
 Signature Date

Please note that this document is considered a public record and as such, may be made available to members of the public upon request under the Freedom of Information Law. Personal contact information provided below will be redacted.

Business Telephone: _____
 Business Address: _____
 E-mail Address: _____
 Home Telephone: _____
 Home Address: _____

Disclosure of Financial Interest by a Current or Proposed Charter School Education Corporation Trustee

Trustee Name:

Jon Atkeson

Name of Charter School Education Corporation (for an unmerged school, this is the Charter School Name):

Achievement First Brooklyn Charter Schools

1. List all positions held on the education corporation board (e.g., president, treasurer, parent representative).

2. Is the trustee an ~~employee~~ ^{Treasurer} of any school operated by the Education Corporation?
 Yes No

If **Yes**, for each school, please provide a description of the position(s) you hold, your responsibilities, your salary and your start date.

3. Is the trustee an ~~employee~~ or agent of the management company or institutional partner of the ~~charter~~ school(s) governed by the Education Corporation?

Yes No

If **Yes**, for each school, please provide a description of the position(s) you hold, your responsibilities, your salary and your start date.

4. Identify each interest/transaction (and provide the requested information) that you or any of your immediate family members or any persons who live with you in your house have held or engaged in with the charter school(s) governed by the Education Corporation during the time you have served on the board, and in the six-month period prior to such service. If there has been no such financial interest or transaction, write **None**. Please note that if you answered **Yes** to Questions 2-4 above, you need not disclose again your employment status, salary, etc.

Date(s)	Nature of Financial Interest/Transaction	Steps taken to avoid a conflict of interest, (e.g., did not vote, did not participate in discussion)	Name of person holding interest or engaging in transaction and relationship to yourself

Please write "None" if applicable. Do not leave this space blank.

NONE

5. Identify each individual, business, corporation, union association, firm, partnership, committee proprietorship, franchise holding company, joint stock company, business or real estate trust, non-profit organization, or other organization or group of people doing business with the school(s) governed by the Education Corporation **and** in which such entity, during the time of your tenure as a trustee, you and/or your immediate family member(s) or person(s) living in your house had a financial interest or other relationship. If you are a member, director, officer or employee of an organization formally partnered with the school(s) that is/are doing business with the school(s) through a management or services agreement, please identify only the name of the organization, your position in the organization, and the relationship between such organization and the school(s). If there was no financial interest, write **None**.

Organization conducting business with the school(s)	Nature of business conducted	Approximate value of the business conducted	Name of Trustee and/or immediate family member of household holding an interest in the organization conducting business with the school(s) and the nature of the interest	Steps Taken to Avoid Conflict of Interest
<p>Please write "None" if applicable. Do not leave this space blank.</p> <p>NONE</p>				

JA _____
Signature Date

Please note that this document is considered a public record and as such, may be made available to members of the public upon request under the Freedom of Information Law. Personal contact information provided below will be redacted.

Business Telephone: _____

Business Address: _____

E-mail Address: _____

Home Telephone: _____

Home Address: _____

Disclosure of Financial Interest by a Current or Proposed Charter School Education Corporation Trustee

Trustee Name:

Judith Jenkins

Name of Charter School Education Corporation (for an unmerged school, this is the Charter School Name):

Achievement First Brooklyn Charter Schools

1. List all positions held on the education corporation board (e.g., president, treasurer, parent representative).

2. Is the trustee ~~an~~ employee of any school operated by the Education Corporation?
 Yes No

If **Yes**, for each school, please provide a description of the position(s) you hold, your responsibilities, your salary and your start date.

3. Is the trustee an employee or agent of the management company or institutional partner of the charter school(s) governed by the Education Corporation?
 Yes No

If **Yes**, for each school, please provide a description of the position(s) you hold, your responsibilities, your salary and your start date.

4. Identify each interest/transaction (and provide the requested information) that you or any of your immediate family members or any persons who live with you in your house have held or engaged in with the charter school(s) governed by the Education Corporation during the time you have served on the board, and in the six-month period prior to such service. If there has been no such financial interest or transaction, write **None**. Please note that if you answered **Yes** to Questions 2-4 above, you need not disclose again your employment status, salary, etc.

Date(s)	Nature of Financial Interest/Transaction	Steps taken to avoid a conflict of interest, (e.g., did not vote, did not participate in discussion)	Name of person holding interest or engaging in transaction and relationship to yourself

Disclosure of Financial Interest by a Current or Proposed Charter School Education Corporation Trustee

Trustee Name:

Justin Cohen

Name of Charter School Education Corporation (for an unmerged school, this is the Charter School Name):

Achievement First Brooklyn Charter Schools

1. List all positions held on the education corporation board (e.g., president, treasurer, parent representative).

2. Is the trustee an ~~an~~ employee of any school operated by the Education Corporation?
 Yes No

If **Yes**, for each school, please provide a description of the position(s) you hold, your responsibilities, your salary and your start date.

3. Is the trustee an employee or agent of the management company or institutional partner of the ~~charter~~ charter school(s) governed by the Education Corporation?
 Yes No

If **Yes**, for each school, please provide a description of the position(s) you hold, your responsibilities, your salary and your start date.

4. Identify each interest/transaction (and provide the requested information) that you or any of your immediate family members or any persons who live with you in your house have held or engaged in with the charter school(s) governed by the Education Corporation during the time you have served on the board, and in the six-month period prior to such service. If there has been no such financial interest or transaction, write **None**. Please note that if you answered **Yes** to Questions 2-4 above, you need not disclose again your employment status, salary, etc.

Date(s)	Nature of Financial Interest/Transaction	Steps taken to avoid a conflict of interest, (e.g., did not vote, did not participate in discussion)	Name of person holding interest or engaging in transaction and relationship to yourself

Disclosure of Financial Interest by a Current or Proposed Charter School Education Corporation Trustee

Trustee Name:

L. Priscilla Hall

Name of Charter School Education Corporation (for an unmerged school, this is the Charter School Name):

Achievement First Brooklyn Charter Schools

1. List all positions held on the education corporation board (e.g., president, treasurer, parent representative).

2. Is the trustee an employee of any school operated by the Education Corporation?
 Yes No

If **Yes**, for each school, please provide a description of the position(s) you hold, your responsibilities, your salary and your start date.

3. Is the trustee an employee or agent of the management company or institutional partner of the charter school(s) governed by the Education Corporation?
 Yes No

If **Yes**, for each school, please provide a description of the position(s) you hold, your responsibilities, your salary and your start date.

4. Identify each interest/transaction (and provide the requested information) that you or any of your immediate family members or any persons who live with you in your house have held or engaged in with the charter school(s) governed by the Education Corporation during the time you have served on the board, and in the six-month period prior to such service. If there has been no such financial interest or transaction, write **None**. Please note that if you answered **Yes** to Questions 2-4 above, you need not disclose again your employment status, salary, etc.

Date(s)	Nature of Financial Interest/Transaction	Steps taken to avoid a conflict of interest, (e.g., did not vote, did not participate in discussion)	Name of person holding interest or engaging in transaction and relationship to yourself

Please write "None" if applicable. Do not leave this space blank.

NONE

5. Identify each individual, business, corporation, union association, firm, partnership, committee proprietorship, franchise holding company, joint stock company, business or real estate trust, non-profit organization, or other organization or group of people doing business with the school(s) governed by the Education Corporation **and** in which such entity, during the time of your tenure as a trustee, you and/or your immediate family member(s) or person(s) living in your house had a financial interest or other relationship. If you are a member, director, officer or employee of an organization formally partnered with the school(s) that is/are doing business with the school(s) through a management or services agreement, please identify only the name of the organization, your position in the organization, and the relationship between such organization and the school(s). If there was no financial interest, write **None**.

Organization conducting business with the school(s)	Nature of business conducted	Approximate value of the business conducted	Name of Trustee and/or immediate family member of household holding an interest in the organization conducting business with the school(s) and the nature of the interest	Steps Taken to Avoid Conflict of Interest
<p>Please write "None" if applicable. Do not leave this space blank.</p> <p style="font-size: 2em;">NONE</p>				

LPH
8/11/17

Signature Date

Please note that this document is considered a public record and as such, may be made available to members of the public upon request under the Freedom of Information Law. Personal contact information provided below will be redacted.

Business Telephone: _____

Business Address: _____

E-mail Address: _____

Home Telephone: _____

Home Address: _____

Disclosure of Financial Interest by a Current or Proposed Charter School Education Corporation Trustee

Trustee Name:

Lee Gause

Name of Charter School Education Corporation (for an unmerged school, this is the Charter School Name):

Achievement First Brooklyn Charter Schools

1. List all positions held on the education corporation board (e.g., president, treasurer, parent representative).

2. Is the trustee an employee of any school operated by the Education Corporation?
 Yes No

If **Yes**, for each school, please provide a description of the position(s) you hold, your responsibilities, your salary and your start date.

3. Is the trustee an employee or agent of the management company or institutional partner of the charter school(s) governed by the Education Corporation?
 Yes No

If **Yes**, for each school, please provide a description of the position(s) you hold, your responsibilities, your salary and your start date.

4. Identify each interest/transaction (and provide the requested information) that you or any of your immediate family members or any persons who live with you in your house have held or engaged in with the charter school(s) governed by the Education Corporation during the time you have served on the board, and in the six-month period prior to such service. If there has been no such financial interest or transaction, write **None**. Please note that if you answered **Yes** to Questions 2-4 above, you need not disclose again your employment status, salary, etc.

Date(s)	Nature of Financial Interest/Transaction	Steps taken to avoid a conflict of interest, (e.g., did not vote, did not participate in discussion)	Name of person holding interest or engaging in transaction and relationship to yourself

Please write "None" if applicable. Do not leave this space blank.

5. Identify each individual, business, corporation, union association, firm, partnership, committee proprietorship, franchise holding company, joint stock company, business or real estate trust, non-profit organization, or other organization or group of people doing business with the school(s) governed by the Education Corporation **and** in which such entity, during the time of your tenure as a trustee, you and/or your immediate family member(s) or person(s) living in your house had a financial interest or other relationship. If you are a member, director, officer or employee of an organization formally partnered with the school(s) that is/are doing business with the school(s) through a management or services agreement, please identify only the name of the organization, your position in the organization, and the relationship between such organization and the school(s). If there was no financial interest, write **None**.

Organization conducting business with the school(s)	Nature of business conducted	Approximate value of the business conducted	Name of Trustee and/or immediate family member of household holding an interest in the organization conducting business with the school(s) and the nature of the interest	Steps Taken to Avoid Conflict of Interest
<p>Please write "None" if applicable. Do not leave this space blank.</p> <p style="text-align: center;">None</p>				

CG
8/11/17

 Signature Date

Please note that this document is considered a public record and as such, may be made available to members of the public upon request under the Freedom of Information Law. Personal contact information provided below will be redacted.

Business Telephone: _____
Business Address: _____
E-mail Address: _____
Home Telephone: _____
Home Address: _____

Disclosure of Financial Interest by a Current or Proposed Charter School Education Corporation Trustee

Trustee Name:

Lee Gelernt

Name of Charter School Education Corporation (for an unmerged school, this is the Charter School Name):

ACHIEVEMENT FIRST BROOKLYN CHARTER SCHOOLS

1. List all positions held on the education corporation board (e.g., president, treasurer, parent representative).

2. Is the trustee an employee of any school operated by the Education Corporation?
 Yes No

If **Yes**, for each school, please provide a description of the position(s) you hold, your responsibilities, your salary and your start date.

3. Is the trustee an employee or agent of the management company or institutional partner of the charter school(s) governed by the Education Corporation?
 Yes No

If **Yes**, for each school, please provide a description of the position(s) you hold, your responsibilities, your salary and your start date.

4. Identify each interest/transaction (and provide the requested information) that you or any of your immediate family members or any persons who live with you in your house have held or engaged in with the charter school(s) governed by the Education Corporation during the time you have served on the board, and in the six-month period prior to such service. If there has been no such financial interest or transaction, write **None**. Please note that if you answered **Yes** to Questions 2-4 above, you need not disclose again your employment status, salary, etc.

Date(s)	Nature of Financial Interest/Transaction	Steps taken to avoid a conflict of interest, (e.g., did not vote, did not participate in discussion)	Name of person holding interest or engaging in transaction and relationship to yourself

Please write "None" if applicable. Do not leave this space blank.

NONE


5. Identify each individual, business, corporation, union association, firm, partnership, committee proprietorship, franchise holding company, joint stock company, business or real estate trust, non-profit organization, or other organization or group of people doing business with the school(s) governed by the Education Corporation **and** in which such entity, during the time of your tenure as a trustee, you and/or your immediate family member(s) or person(s) living in your house had a financial interest or other relationship. If you are a member, director, officer or employee of an organization formally partnered with the school(s) that is/are doing business with the school(s) through a management or services agreement, please identify only the name of the organization, your position in the organization, and the relationship between such organization and the school(s). If there was no financial interest, write **None**.

Organization conducting business with the school(s)	Nature of business conducted	Approximate value of the business conducted	Name of Trustee and/or immediate family member of household holding an interest in the organization conducting business with the school(s) and the nature of the interest	Steps Taken to Avoid Conflict of Interest
<p>Please write "None" if applicable. Do not leave this space blank.</p> <p>NONE</p>				

LC 8/1/17

 Signature Date

Please note that this document is considered a public record and as such, may be made available to members of the public upon request under the Freedom of Information Law. Personal contact information provided below will be redacted.

Business Telephone: 

Business Address: 

E-mail Address:  _____

Home Telephone:  _____

Home Address:  _____

Disclosure of Financial Interest by a Current or Proposed Charter School Education Corporation Trustee

Trustee Name:

Natasha Lewis

Name of Charter School Education Corporation (for an unmerged school, this is the Charter School Name):

Achievement First Brooklyn Charter Schools

1. List all positions held on the education corporation board (e.g., president, treasurer, parent representative).

Parent rep

2. Is the trustee an employee of any school operated by the Education Corporation?
 Yes No

If **Yes**, for each school, please provide a description of the position(s) you hold, your responsibilities, your salary and your start date.

3. Is the trustee an employee or agent of the management company or institutional partner of the charter school(s) governed by the Education Corporation?
 Yes No

If **Yes**, for each school, please provide a description of the position(s) you hold, your responsibilities, your salary and your start date.

4. Identify each interest/transaction (and provide the requested information) that you or any of your immediate family members or any persons who live with you in your house have held or engaged in with the charter school(s) governed by the Education Corporation during the time you have served on the board, and in the six-month period prior to such service. If there has been no such financial interest or transaction, write **None**. Please note that if you answered **Yes** to Questions 2-4 above, you need not disclose again your employment status, salary, etc.

Date(s)	Nature of Financial Interest/Transaction	Steps taken to avoid a conflict of interest, (e.g., did not vote, did not participate in discussion)	Name of person holding interest or engaging in transaction and relationship to yourself

Please write "None" if applicable. Do not leave this space blank.

NONE

5. Identify each individual, business, corporation, union association, firm, partnership, committee proprietorship, franchise holding company, joint stock company, business or real estate trust, non-profit organization, or other organization or group of people doing business with the school(s) governed by the Education Corporation **and** in which such entity, during the time of your tenure as a trustee, you and/or your immediate family member(s) or person(s) living in your house had a financial interest or other relationship. If you are a member, director, officer or employee of an organization formally partnered with the school(s) that is/are doing business with the school(s) through a management or services agreement, please identify only the name of the organization, your position in the organization, and the relationship between such organization and the school(s). If there was no financial interest, write **None**.

Organization conducting business with the school(s)	Nature of business conducted	Approximate value of the business conducted	Name of Trustee and/or immediate family member of household holding an interest in the organization conducting business with the school(s) and the nature of the interest	Steps Taken to Avoid Conflict of Interest
<p>Please write "None" if applicable. Do not leave this space blank.</p> <p>NONE</p>				

ML _____ 5/11/17 _____
 Signature Date

Please note that this document is considered a public record and as such, may be made available to members of the public upon request under the Freedom of Information Law. Personal contact information provided below will be redacted.

Business Telephone: _____
 Business Address: _____
 E-mail Address: _____
 Home Telephone: _____
 Home Address: _____

Disclosure of Financial Interest by a Current or Proposed Charter School Education Corporation Trustee

Trustee Name:

Romy Coquillet

Name of Charter School Education Corporation (for an unmerged school, this is the Charter School Name):

Achievement First Brooklyn Charter Schools

1. List all positions held on the education corporation board (e.g., president, treasurer, parent representative).

2. Is the trustee an employee of any school operated by the Education Corporation?
 Yes No

If **Yes**, for each school, please provide a description of the position(s) you hold, your responsibilities, your salary and your start date.

3. Is the trustee an employee or agent of the management company or institutional partner of the charter school(s) governed by the Education Corporation?
 Yes No

If **Yes**, for each school, please provide a description of the position(s) you hold, your responsibilities, your salary and your start date.

4. Identify each interest/transaction (and provide the requested information) that you or any of your immediate family members or any persons who live with you in your house have held or engaged in with the charter school(s) governed by the Education Corporation during the time you have served on the board, and in the six-month period prior to such service. If there has been no such financial interest or transaction, write **None**. Please note that if you answered **Yes** to Questions 2-4 above, you need not disclose again your employment status, salary, etc.

Date(s)	Nature of Financial Interest/Transaction	Steps taken to avoid a conflict of interest, (e.g., did not vote, did not participate in discussion)	Name of person holding interest or engaging in transaction and relationship to yourself



Entry 9 BOT Table

Created: 07/25/2017 • Last updated: 07/26/2017

(tab across or use scroll bar at bottom of table)

1. Current Board Member Information

	Trustee Name	Email Addresses	Position on the Board	Committee Affiliations	Voting Member Per By Laws? (Y/N)	Area of Expertise, and/or Additional Role at School (parent, staff member, etc.)	Number of Terms Served and Length of Each (Include election date and term expiration)	Number of Board Mtgs Attended during 2016-17?
1	Adrienne Loiseau	[REDACTED]	Parent Representative		Yes			
2	Ambrose Woodson, Jr.	[REDACTED]	Trustee/Member		Yes			
3	Amy Arthur Samuels	[REDACTED]	Trustee/Member		Yes			
4	Andy Hubbard	[REDACTED]	Secretary		Yes			

5	Angela Tucker	[REDACTED]	Parent Representative	Yes				
6	Daniel Russell	[REDACTED]	Trustee/Member	Yes				
7	Deborah Shanley	[REDACTED]	Chair/Board President	Yes				
8	Jon Atkeson	[REDACTED]	Parent Representative	Yes				
9	Judith Jenkins	[REDACTED]	Parent Representative	Yes				
10	Justin Cohen	[REDACTED]	Trustee/Member	Yes				
11	L. Priscilla Hall	[REDACTED]	Trustee/Member	Yes				
12	Lee Gause	[REDACTED]	Trustee/Member	Yes				

13	Lee Gelern t		Trustee/Member		Yes			
14	Natasha Lewis		Parent Representative		Yes			
15	Romy Coquill ette		Trustee/Member		Yes			
16	Ted Coons		Trustee/Member		Yes			
17								
18								
19								
20								

2. Total Number of Members on June 30, 2016 16

3. Total Number of Members Joining the Board 2016-17 School Year 1

4. Total Number of Members Departing the Board during the 2016-17 School Year 0

5. Number of Voting Members 16
**2016-17, as set by the by-laws,
resolution or minutes**

6. Number of Board Meetings 6
**Conducted in the 2016-17 School
Year**

7. Number of Board Meetings 6
**Scheduled for the [2017-18](#)
School Year**

Thank you.



Entry 11 Enrollment and Retention of Special Populations

Last updated: 07/31/2017

Instructions for Reporting Enrollment and Retention Strategies

Describe the efforts the charter school has made in 2016 2017 toward meeting targets to attract and retain enrollment of students with disabilities, English language learners, and students who are economically disadvantaged. In addition, describe the school’s plans for meeting or making progress toward meeting its enrollment and retention targets in 2017 2018.

Recruitment/Attraction Efforts Toward Meeting Targets

	Describe Efforts Toward Meeting Recruitment Targets 2016 17)	Describe Plans Toward Meeting Recruitment Targets 2017 18)
Economically Disadvantaged	<p>The schools partner with the Achievement First (AF) recruitment team to carry out a comprehensive recruitment strategy consisting of direct outreach, Refer A Friend campaigns, information sessions, school based open houses, presentations at local education agencies and community based organizations, neighborhood canvassing at nearby high density housing and building locations, participating in the NYC Charter Center application, geo targeted mailings, and both online and outdoor advertising. These techniques have been successful in generating applications and in sharing the opportunity to apply with low income families. In 2009, all AF schools implemented an at risk preference for low income families, and as a result the vast majority of all entering families have qualified for free or reduced price lunch. As a result of extensive presentations to community organizations that serve low income families, including Head Start and NYCHA daycare centers, the applicant pool of free and reduced price applicants has been large, and the preference has been effective at substantially matching the district percentages of low income students for the incoming classes.</p>	<p>AF plans to replicate its 2016 17 strategies and adjusted as needed.</p>
	The AF student recruitment team is bilingual	

<p>English Language Learners</p>	<p>and has made extensive efforts to reach out to families who speak languages other than English. All outdoor signs are in both English and Spanish, as are all brochures and other marketing materials, including the AF website page for student enrollment. In 2015 16, direct, bilingual recruiting materials reached more than 18,000 families throughout Brooklyn and numbers were similar in 2016 17. Additionally, Spanish speaking members of the recruitment team have presented in Spanish at head start daycares and community organizations (e.g., The Coalition for Hispanic Family Services and Nueva Vida Daycare Center), and multiple members of the parent led “street teams” that recruited directly in the community were Spanish speakers. While these techniques may change year to year, these are representative of recent recruitment methods. The lottery also uses a weighted preference for English Language Learners (ELLs), which the schools doubled for the 2016 17 school year in an effort to both admit and enroll more ELLs.</p>	<p>AF plans to replicate its 2016 17 strategies and adjusted as needed. Additionally, a year after doubling its weighted preference for English Language Learners, AF has increased the preference a further 50%.</p>
<p>Students with Disabilities</p>	<p>Efforts to recruit students with disabilities have focused primarily on making clear in promotional materials and presentations that AF is highly effective for students with disabilities, and that we offer services in accordance with Individualized Education Programs (IEPs). In addition, the recruitment team reaches out annually to day care centers that are identified by the NYC Department of Education as serving students with disabilities and participated in an Include NYC fair that focuses on providing resources to families with students with disabilities. The AF student recruitment team has partnered with the network special services team to ensure that marketing materials capture the range of services available. AF has reached out specifically to community members who previously agreed to partner with the community outreach team to conduct a family focus group on how AF schools could best meet their needs. During this focus group, the mother of a student with a disability said that her greatest struggle was finding a public school option that held the highest academic standards for her child despite his disability.</p>	<p>AF plans to replicate its 2016 17 strategies and adjusted as needed. Additionally, AF doubled its weighted preference for students with disabilities. Additionally, in 2017 18, AF is expanding upon a pilot program to offer multiple self contained classrooms for eligible students depending on the student’s individual need, grade (currently, grades 1 4) and available space.</p>

The school is just such an option, committed to getting every scholar who walks through our doors to and through college. We believe that this sending this message to families with students who have special needs will be a powerful recruiting technique, and will help us meet the enrollment target for this population. The lottery also uses a weighted preference for students with disabilities.

Retention Efforts Toward Meeting Targets

	Describe Efforts Toward Meeting Retention Targets 2016 17)	Describe Plans Toward Meeting Retention Targets 2017 18)
Economically Disadvantaged	<p>Retention of students at AF schools is a network wide priority. The AF report card sets an accountability measure of 5% choice attrition for each school. While reliable mobility statistics for New York City are difficult to ascertain, we believe that a mobility rate of 5% is significantly below the average annual turnover of urban students. We believe that retention of students within at risk populations depends primarily on the academic progress these students are making. As such, the most important retention efforts for at risk populations will be great instruction, and regular review of data that ensures that students in these populations are receiving the supports and services they need in order to be successful. Data including academic performance, attendance, and behavior data are disaggregated and shared with the school leadership team, so that early warning signs can be identified and appropriate interventions identified. AF school leaders and regional superintendents regularly share student retention strategies.</p> <p>An example of a best practice that AF schools utilize is early identification and intervention with families considering leaving. This approach uses historical data on attrition to identify risk factors that predict future attrition. AF schools use this information to develop specific family engagement and support strategies for scholars who are at risk of leaving. Experience across the network has shown that strong relationships and thoughtful discussions with families are often what</p>	<p>AF plans to replicate its 2016 17 strategies and adjusted as needed.</p>

make the difference when having a difficult discussion with family members. AF regional superintendents specifically coach principals on how to have effective conversations with families regarding topics such as retention in grade. Tailored family specific strategies will be developed to ensure that do everything possible to keep these students with us.

Retention of students at AF schools is a network wide priority. The AF report card sets an accountability measure of 5% choice attrition for each school. While reliable mobility statistics for New York City are difficult to ascertain, we believe that a mobility rate of 5% is significantly below the average annual turnover of urban students. We believe that retention of students within at risk populations depends primarily on the academic progress these students are making. As such, the most important retention efforts for at risk populations will be great instruction, and regular review of data that ensures that students in these populations are receiving the supports and services they need in order to be successful. Data including academic performance, attendance, and behavior data are disaggregated and shared with the school leadership team, so that early warning signs can be identified and appropriate interventions identified. AF school leaders and regional superintendents regularly share student retention strategies.

We believe that the factors above also apply to ELLs. Because parents of ELLs often do not speak English fluently themselves, the nuanced conversations about academic performance can be more difficult. The English as a Second Language (ESL) teacher or intervention coordinator (depending on the number of ELL students enrolled) will be primarily responsible for proactively developing relationships and trust with families of ELLs as soon as the student is identified as limited English proficient, regardless of academic performance. We believe that these proactive relationship building practices will establish the trust necessary to identify families early who are at risk for leaving, and to intervene effectively to persuade them to stay with us.

English
Language
Learners

AF plans to replicate its 2016 17 strategies and adjusted as needed.

AF also translates and uses translators as necessary for school policies, student specific information and communications with families.

Retention of students at AF schools is a network wide priority. The AF report card sets an accountability measure of 5% choice attrition for each school. While reliable mobility statistics for New York City are difficult to ascertain, we believe that a mobility rate of 5% is significantly below the average annual turnover of urban students. We believe that retention of students within at risk populations depends primarily on the academic progress these students are making. As such, the most important retention efforts for at risk populations will be great instruction, and regular review of data that ensures that students in these populations are receiving the supports and services they need in order to be successful. Data including academic performance, attendance, and behavior data are disaggregated and shared with the school leadership team, so that early warning signs can be identified and appropriate interventions identified. AF school leaders and regional superintendents regularly share student retention strategies.

We believe that strong Tier 2 and Tier 3 interventions, complemented by strong family relationships, are the most effective approaches to prevent the attrition of students with disabilities. In addition to the attrition risk factors described above, we believe there are at least two additional factors for families of students with disabilities. First, families of students with disabilities are more likely to leave if they believe that we hold lower expectations for their children than for their regular education peers. Second, these families are at risk for leaving if they do not understand the services being provided for their children, or if they perceive that more extensive services might be available at another school. As described above, our communication with families about the high expectations we hold for every child, and the differentiated supports we provide to make sure each child meets these expectations, will begin with our

Students with Disabilities

AF plans to replicate its 2016-17 strategies and adjusted as needed. Additionally, in 2017-18, AF is expanding upon a pilot program to offer multiple self contained classrooms for eligible students depending on the student's individual need, grade (currently, grades 1-4) and available space.

student recruitment process. These messages will be reinforced in family chats (which are requested of all incoming families), family conferences, and all other communication with families of students with disabilities. Additionally, the network support data team and regional director of special services will provide disaggregated academic and behavioral data for students with disabilities directly to the principals on a monthly basis, to flag any student for whom additional support is needed. Our experience has been that when students with disabilities make strong academic progress, their families' bond with the school strengthens and they are more likely to stay with us.



Entry 12 Classroom Teacher and Administrator Attrition

Last updated: 07/31/2017

Report changes in teacher and administrator staffing.

Instructions for completing the Classroom Teacher and Administrator Attrition Tables

Charter schools must complete the two tables named 2016-2017 Classroom Teacher and Administrator Attrition to report changes in teacher and administrator staffing in 2016-2017. Please provide the full time equivalent (FTE) of staff on June 30, 2016; the FTE for any departed staff from July 1, 2016 through June 30, 2017; the FTE for added staff from July 1, 2016 through June 30, 2017; and the FTE of staff added in newly created positions from July 1, 2016 through June 30, 2017 using the two tables provided.

Classroom Teacher Attrition Table

	FTE Classroom Teachers on June 30, 2016	FTE Classroom Teachers Departed 7/1/16 6/30/17	FTE Classroom Teachers Filling Vacant Positions 7/1/16 6/30/17	FTE Classroom Teachers Added in New Positions 7/1/16 6/30/17	FTE of Classroom Teachers on June 30, 2017
	31	5			39

Administrator Position Attrition Table

	FTE Administrative Positions on June 30, 2016	FTE Administrators Departed 7/1/16 6/30/17	FTE Administrators Filling Vacant Positions 7/1/16 6/30/17	FTE Administrators Added in New Positions 7/1/16 6/30/17	FTE Administrative Positions on June 30, 2017
	10	4			8

Thank you

School Name	Start Date	End Date	Instructional Days
Achievement First Apollo Elementary School	8/16/2017	6/15/2018	185
Achievement First Apollo Middle School	8/17/2017	6/15/2018	184
Achievement First Aspire Elementary School	8/16/2017	6/15/2018	185
Achievement First Aspire Middle School	8/17/2017	6/15/2018	184
Achievement First Brooklyn High School	8/17/2017	6/15/2018	184
Achievement First Brownsville Elementary School	8/16/2017	6/15/2018	185
Achievement First Brownsville Middle School	8/17/2017	6/15/2018	184
Achievement First Bushwick Elementary School	8/16/2017	6/15/2018	185
Achievement First Bushwick Middle School	8/17/2017	6/15/2018	184
Achievement First Crown Heights Elementary School	8/16/2017	6/15/2018	185
Achievement First Crown Heights Middle School	8/17/2017	6/15/2018	184
Achievement First East Brooklyn High School	8/17/2017	6/15/2018	184
Achievement First East New York Elementary School	8/16/2017	6/15/2018	185
Achievement First East New York Middle School	8/17/2017	6/15/2018	184
Achievement First Endeavor Elementary School	8/16/2017	6/15/2018	185
Achievement First Endeavor Middle School	8/17/2017	6/15/2018	184
Achievement First Linden Elementary School	8/16/2017	6/15/2018	185
Achievement First North Brooklyn Prep Elementary School	8/16/2017	6/15/2018	185
Achievement First University Prep High School	8/17/2017	6/15/2018	184
Achievement First Voyager Middle School	8/17/2017	6/15/2018	184