



Entry 1 School Information

Created: 07/19/2017 • Last updated: 07/20/2017

Please be advised that you will need to complete this cover page (including signatures) before all of the other tasks assigned to you by your authorizer are visible on your task page. While completing this task, please ensure that you select the correct authorizer (**as of June 30, 2017**) or you may not be assigned the correct tasks.

a. SCHOOL NAME AND BEDS# ACHIEVEMENT FIRST BUSHWICK CS (SUNY Trustees)

(Select name from the drop down menu)

b. CHARTER AUTHORIZER SUNY Authorized Charter School

(For technical reasons, please re select authorizer name from the drop down menu).

c. DISTRICT / CSD OF LOCATION NYC CSD 32

d1. SCHOOL INFORMATION

	PRIMARY ADDRESS	PHONE NUMBER	FAX NUMBER	EMAIL ADDRESS
	125 Covert Street Brooklyn, NY 11207	347 471 2550	718 228 9540	

d2. PHONE CONTACT NUMBER FOR AFTER HOURS EMERGENCIES

Contact Name	Brett Leghorn
Title	Regional Director of Operations
Emergency Phone Number (### ### ####)	

e. SCHOOL WEB ADDRESS (URL) www.achievementfirst.org

f. DATE OF INITIAL CHARTER 03/2005

g. DATE FIRST OPENED FOR INSTRUCTION 09/2006

i. TOTAL ENROLLMENT ON JUNE 30, 2017 851

j. GRADES SERVED IN SCHOOL YEAR 2016-17

Check all that apply

Grades Served	K, 1, 2, 3, 4, 5, 6, 7, 8
---------------	---------------------------

k1. DOES THE SCHOOL CONTRACT WITH A CHARTER OR EDUCATIONAL MANAGEMENT ORGANIZATION? Yes

k2. NAME OF CMO/EMO AND ADDRESS

NAME OF CMO/EMO	Achievement First
PHYSICAL STREET ADDRESS	325 Adams Street, Suit 700
CITY	Brooklyn
STATE	NY
ZIP CODE	11201
EMAIL ADDRESS	[REDACTED]

l1. FACILITIES

Does the school maintain or operate multiple sites?

	Yes, 2 sites
--	--------------

12. SCHOOL SITES

Please list the sites where the school will operate for the upcoming school year.

	Physical Address	Phone Number	District/CSD	Grades Served at Site	School at Full Capacity at Site	Facilities Agreement
Site 1 (same as primary site)	125 Covert Street Brooklyn, NY 11207	347 471 2550	CSD 32	K 4	Yes	DOE space
Site 2	1300 Greene Street Brooklyn, NY 11237	347 471 2560	CSD 32	5 8	Yes	DOE space
Site 3						

12a. Please provide the contact information for Site 1.

	Name	Work Phone	Alternate Phone	Email Address
School Leader	Courtney Saretzky	347 471 2550		[REDACTED]
Operational Leader	Janine Fraser	347 471 2550		[REDACTED]
Compliance Contact	Peter Cymrot	[REDACTED]		[REDACTED]
Complaint Contact	Peter Cymrot	[REDACTED]		[REDACTED]

13. Please provide the contact information for Site 2.

	Name	Work Phone	Alternate Phone	Email Address
School Leader	Riley Bauling	347 471 2560		[REDACTED]
Operational Leader	Nate Skaggs	347 471 2560		[REDACTED]
Compliance Contact	Peter Cymrot	[REDACTED]		[REDACTED]
Complaint Contact	Peter Cymrot	[REDACTED]		[REDACTED]

m1. Is the school or are the school sites co-located? Yes

m2. Please list the terms of your current co-location.

	Date school will leave current co location	Is school working with NYCDOE to expand into current space?	If so, list year expansion will occur.	Is school working with NYCDOE to move to separate space?	If so, list the proposed space and year planned for move	School at Full Capacity at Site
Site 1 (primary site)	N/A					
Site 2	N/A					
Site 3						

n1. Were there any revisions to the school's charter during the 2016-17 school year? (Please include approved or pending material and non-material charter revisions). Yes

n2. Summary of Charter Revisions

	Category (Select Best Description)	Specific Revision (150 word limit)	Date Approved by BOT (if applicable)	Date Approved by Authorizer (if applicable)
1	Change in admissions/enrollment policy	Updated the admissions policy, including increasing the weighted preference for English Language Learners and students with disabilities.	3/23/2017	
2	Change in student/family handbook	Minor updates and changes to the discipline/code of conduct (and other policies) as represented in the Family Handbook.		
3				
4				
5				

o. Name and Position of Individual(s) Who Completed the 2016-17 Annual Report. Peter Cymrot, General Counsel

p. Our signatures below attest that all of the information contained herein is truthful and accurate and that this charter school is in compliance with all aspects of its charter, and with all pertinent Federal, State, and local laws, regulations, and rules. We understand that if any information in any part of this report is found to have been deliberately misrepresented, that will constitute grounds for the revocation of our charter. Check **YES if you agree and then use the mouse on your PC or the stylist on your mobile device to sign your name).**

Yes

Signature, Head of Charter School

CS

Signature, President of the Board of Trustees

DS

Date

2017/07/20

Thank you.



Entry 2 NYS School Report Card Link

Last updated: 07/19/2017

1. NEW YORK STATE REPORT CARD

<https://data.nysed.gov/reportcard.php?year=2016&instid=800000059570>

Provide a direct URL or web link to the most recent New York State School Report Card for the charter school (See <https://reportcards.nysed.gov/>).

(Charter schools completing year one will not yet have a School Report Card or link to one. Please type "URL is not available" in the space provided).



Entry 4 Expenditures per Child

Last updated: 07/31/2017

Financial Information

This information is required of ALL charter schools. Provide the following measures of fiscal performance of the charter school in Appendix B (Total Expenditures and Administrative Expenditures Per Child):

1. Total Expenditures Per Child

To calculate '**Total Expenditures per Child**' take total expenditures (from the unaudited 2016-17 Schedule of Functional Expenses) and divide by the year end FTE student enrollment. (Integers Only. No dollar signs or commas).

Note: The information on the Schedule of Functional Expenses on pages 41-43 of the Audit Guide can help schools locate the amounts to use in the two per pupil calculations: <http://www.p12.nysed.gov/psc/AuditGuide.html>

Line 1: Total Expenditures	18494163
Line 2: Year End FTE student enrollment	1051
Line 3: Divide Line 1 by Line 2	17597

2. Administrative Expenditures per Child

To calculate '**Administrative Expenditures per Child**' To calculate "Administrative Expenditures per Child" first *add* together the following:

1. Take the relevant portion from the 'personnel services cost' row and the 'management and general' column (from the unaudited 2016 17 Schedule of Functional Expenses)
2. Any contracted administrative/management fee paid to other organizations or corporations
3. Take the total from above and divide it by the year end FTE enrollment. The relevant portion that must be included in this calculation is defined as follows:

Administrative Expenditures: Administration and management of the charter school includes the activities and personnel of the offices of the chief school officer, the finance or business offices, school operations personnel, data management and reporting, human resources, technology, etc. It also includes those administrative and management services provided by other organizations or corporations on behalf of the charter school for which the charter school pays a fee or other compensation. Do not include the FTE of personnel whose role is to directly support the instructional program.

Notes:

The information on the Schedule of Functional Expenses on pages 41-43 of the Audit Guide can help schools locate the amounts to use in the two per pupil calculations:

<http://www.p12.nysed.gov/psc/AuditGuide.html>.

Employee benefit costs or expenditures should not be reported in the above calculations.

Line 1: Relevant Personnel Services Cost (Row)	1326990
Line 2: Management and General Cost (Column)	522420
Line 3: Sum of Line 1 and Line 2	1849410
Line 5: Divide Line 3 by the Year End FTE student enrollment	1760

Thank you.



GENERAL INSTRUCTIONS FOR ANNUAL BUDGET/QUARTERLY REPORT

TEMPLATE TABS

1- GRAY tab contains the Instructions




Instructions	Provides description of tabs and input requirements.
Funding by District	Charter School Tuition Rates

2- BLUE tabs require input of information

1.) Name of School	<ul style="list-style-type: none"> >Select school name from list. >Enter contact information.
2.) Enrollment	<p>Enter enrollment information for Annual Budget (& Revisions) and Quarterly Actuals. Includes:</p> <ul style="list-style-type: none"> >Enrollment by Grade >Enrollment by District
3.) Staffing Plan	<p>Enter staffing plan information for Annual Budget (& Revisions) and Quarterly Actuals. Includes:</p> <ul style="list-style-type: none"> >Full Time Equivalent (FTE), by Position Category, By Quarter
4.) Yearly Budget	<p>Enter Yearly Budget information. Includes:</p> <ul style="list-style-type: none"> >"Pior Year" column may be completed based upon preliminary data, and adjusted with Annual Audited data when the Quarter 2 Actuals are being submitted. (Note: Quarterly Revenue allocation may be set) >Budgeted Enrollment data and Per Pupil Revenue for the current year are populated based upon input on tab "2.) Enrollment." >Budgeted FTE for current year is populated based upon input on tab "3.) Staffing Plan." >All other sources of revenue >All expenses >Budget Revisions, as necessary and <i>approved</i> by the school's Board of Directors, should be submitted when submitting Quarterly Actuals.
5.) Balance Sheet	<p>Enter Balance Sheet information for EdCorps. Separate schools merged into a primary EdCorp should NOT use this tab.</p> <ul style="list-style-type: none"> >"Pior Year" column may be completed based upon preliminary data, and adjusted with Annual Audited data when the Quarter 2 Actuals are being submitted.

6.) Quarterly Report	Enter Actual Quarterly Report information . Includes: >Actual Enrollment data and Per Pupil Revenue for the current year are populated based upon input on tab "2.) Enrollment." >Actual FTE for current year is populated based upon input on tab "3.) Staffing Plan." >All other sources of revenue >All expenses
7.) Annual Report Requirement	Complete when submitting Actual Quarter 4.

CELL COLORS & GUIDANCE COMMENTS

-  = Enter information into the light BLUE shaded cells.
-  = Cells labeled in ORANGE containe guidance regarding the input of information.
-  = Cells containing RED triangles in the upper right corner contain "guidance comments" on that particular line item. Please "mouse-over" the triangle to reveal each comment.

**Charter Funding Alphabetical By NYS School District
* (Sum of Charter School Basic Tuition and Supplemental Basic Tuition)**



ANNUAL BUDGET & QUARTERLY REPORT TEMPLATE

Achievement First Bushwick Charter School

SCHOOL

Name:	Achievement First Bushwick Charter School
--------------	---

CONTACT INFORMATION

Contact Name:	Jennifer Rhoads
Contact Title:	Associate Director, Finance
Contact Email:	[REDACTED]
Contact Phone:	[REDACTED]

REPORT PERIOD

Current Academic Year:	2017-18
Prior Academic Year:	2016-17

**EMENT FIRST BUSHWICK CHARTER SCHOOL
2017-18**

**ACHIEVEMENT FIRST BUSHWICK CHARTER SCHOOL
2017-18**

PLAN - FULL TIME EQUIVALENT

STAFFING PLAN - FULL TIME EQUIVALENT ("FTE")

***NOTE:** Enter the number of FTE positions in the "blue" cells.

***NOTE:** If there are NO budget revisions at the time of quarterly submittal leave the 'REVISED' Column(s) COMPLETELY BLANK.

ADMINISTRATIVE PERSONNEL FTE	ADMINISTRATIVE PERSONNEL FTE	PRIOR YEAR
		2016-17
		ACTUAL
Executive Management	Executive Management	
Instructional Management	Instructional Management	
Deans, Directors & Coordinators	Deans, Directors & Coordinators	
CFO / Director of Finance	CFO / Director of Finance	
Operation / Business Manager	Operation / Business Manager	
Administrative Staff	Administrative Staff	
TOTAL ADMINISTRATIVE STAFF	TOTAL ADMINISTRATIVE STAFF	0.0

ANNUAL BUDGETED FTE							
Q1		Q2		Q3		Q4	
Original	Revised	Original	Revised	Original	Revised	Original	Revised
3.0		3.0		3.0		3.0	
11.0		11.0		11.0		11.0	
2.0		2.0		2.0		2.0	
4.0		4.0		4.0		4.0	
20.0	0.0	20.0	0.0	20.0	0.0	20.0	0.0

INSTRUCTIONAL PERSONNEL FTE	INSTRUCTIONAL PERSONNEL FTE	PRIOR YEAR
		2016-17
		ACTUAL
Teachers - Regular	Teachers - Regular	
Teachers - SPED	Teachers - SPED	
Substitute Teachers	Substitute Teachers	
Teaching Assistants	Teaching Assistants	
Specialty Teachers	Specialty Teachers	
Aides	Aides	
Therapists & Counselors	Therapists & Counselors	
Other	Other	
TOTAL INSTRUCTIONAL	TOTAL INSTRUCTIONAL	0.0

ANNUAL BUDGETED FTE							
Q1		Q2		Q3		Q4	
Original	Revised	Original	Revised	Original	Revised	Original	Revised
70.0		70.0		70.0		70.0	
14.0		14.0		14.0		14.0	
4.0		4.0		4.0		4.0	
4.0		4.0		4.0		4.0	
92.0	0.0	92.0	0.0	92.0	0.0	92.0	0.0

NON-INSTRUCTIONAL PERSONNEL FTE	NON-INSTRUCTIONAL PERSONNEL FTE	PRIOR YEAR
		2016-17
		ACTUAL
Nurse	Nurse	
Librarian	Librarian	
Custodian	Custodian	
Security	Security	
Other	Other	
TOTAL NON-INSTRUCTIONAL	TOTAL NON-INSTRUCTIONAL	0.0

ANNUAL BUDGETED FTE							
Q1		Q2		Q3		Q4	
Original	Revised	Original	Revised	Original	Revised	Original	Revised
0.0	0.0	0.0	0.0	0.0	0.0	0.0	0.0

TOTAL PERSONNEL SERVICE FTE	TOTAL PERSONNEL SERVICE FTE	0.0
------------------------------------	------------------------------------	-----

112.0	0.0	112.0	0.0	112.0	0.0	112.0	0.0
-------	-----	-------	-----	-------	-----	-------	-----

**EMENT FIRST BUSHWICK CHART
2017-18**

PLAN - FULL TIME EQUIVALENT

***NOTE:** Enter the number of FTE positions in the "blue" cells. *Should be input.*

***NOTE:** State the assumptions that are being made for personnel FTE levels.

ADMINISTRATIVE PERSONNEL FTE		Description of Assumptions
	Q4	
	Actual	
Executive Management		
Instructional Management		
Deans, Directors & Coordinators		
CFO / Director of Finance		
Operation / Business Manager		
Administrative Staff		
TOTAL ADMINISTRATIVE STAFF	0.0	

INSTRUCTIONAL PERSONNEL FTE		Description of Assumptions
	Q4	
	Actual	
Teachers - Regular		
Teachers - SPED		
Substitute Teachers		
Teaching Assistants		
Specialty Teachers		
Aides		
Therapists & Counselors		
Other		
TOTAL INSTRUCTIONAL	0.0	

NON-INSTRUCTIONAL PERSONNEL FTE		Description of Assumptions
	Q4	
	Actual	
Nurse		
Librarian		
Custodian		
Security		
Other		
TOTAL NON-INSTRUCTIONAL	0.0	

TOTAL PERSONNEL SERVICE FTE	0.0	
------------------------------------	-----	--

ACHIEVEMENT FIRST BUSHWICK CHARTER SCHOOL
Budget / Operating Plan
2017-18

Total Revenue	-	3,942,260	-	-	3,942,260	-	-	3,942,260
Total Expenses	-	3,636,479	-	-	3,636,479	-	-	3,636,479
Net Income	-	305,781	-	-	305,781	-	-	305,781
Actual Student Enrollment	-	866	-	-	866	-	-	866
	Prior Year Actual	1st Quarter - 7/1 - 9/30			2nd Quarter - 10/1 - 12/31			3rd Q
	2016-17	Original	Revised		Original	Revised		Original
	Revenue Per Pupil	Budget	Budget	Variance	Budget	Budget	Variance	Budget
Charter School Program (CSP) Planning & Implementation				-			-	
Other				-			-	
Other				-			-	
TOTAL REVENUE FROM FEDERAL SOURCES	-	190,729	-	-	190,729	-	-	190,729
LOCAL and OTHER REVENUE								
Contributions and Donations				-			-	
Fundraising				-			-	
Erate Reimbursement		20,423		-	20,423		-	20,423
Earnings on Investments				-			-	
Interest Income				-			-	
Food Service (Income from meals)				-			-	
Text Book				-			-	
OTHER		(21,029)		-	(21,029)		-	(21,029)
TOTAL REVENUE FROM LOCAL and OTHER SOURCES	-	(606)	-	-	(606)	-	-	(606)
TOTAL REVENUE	-	3,942,260	-	-	3,942,260	-	-	3,942,260

ACHIEVEMENT FIRST BUSHWICK CHARTER SCHOOL
Budget / Operating Plan
2017-18

Total Revenue	-	3,942,260	-	-	3,942,260	-	-	3,942,260
Total Expenses	-	3,636,479	-	-	3,636,479	-	-	3,636,479
Net Income	-	305,781	-	-	305,781	-	-	305,781
Actual Student Enrollment	-	866	-	-	866	-	-	866
	Prior Year Actual	1st Quarter - 7/1 - 9/30			2nd Quarter - 10/1 - 12/31			3rd Q
	2016-17	Original	Revised	Variance	Original	Revised	Variance	Original
	Revenue Per	Budget	Budget		Budget	Budget		Budget
	Pupil							

EXPENSES

ADMINISTRATIVE STAFF PERSONNEL COSTS

Avg. No.
of Positions

Executive Management	3.00			-	326,589		-	326,589
Instructional Management	-			-			-	
Deans, Directors & Coordinators	11.00			-			-	
CFO / Director of Finance	-			-			-	
Operation / Business Manager	2.00			-			-	
Administrative Staff	4.00			-			-	
TOTAL ADMINISTRATIVE STAFF	20.00	-	326,589	-	-	326,589	-	-

INSTRUCTIONAL PERSONNEL COSTS

Teachers - Regular	70.00			-	1,475,950		-	1,475,950
Teachers - SPED	-			-	-		-	-
Substitute Teachers	-			-			-	
Teaching Assistants	14.00			-			-	
Specialty Teachers	-			-			-	
Aides	-			-			-	
Therapists & Counselors	4.00			-			-	
Other	4.00		261,923	-	261,923		-	261,923
TOTAL INSTRUCTIONAL	92.00	-	1,737,873	-	-	1,737,873	-	-

NON-INSTRUCTIONAL PERSONNEL COSTS

Nurse	-			-			-	
Librarian	-			-			-	
Custodian	-			-			-	
Security	-			-			-	
Other	-		272,693	-	272,693		-	272,693
TOTAL NON-INSTRUCTIONAL	-	-	272,693	-	-	272,693	-	-

SUBTOTAL PERSONNEL SERVICE COSTS

	112.00			-	2,337,155		-	2,337,155
PAYROLL TAXES AND BENEFITS								
Payroll Taxes				-	6,831		-	6,831
Fringe / Employee Benefits				-	251,005		-	251,005

ACHIEVEMENT FIRST BUSHWICK CHARTER SCHOOL
Budget / Operating Plan
2017-18

Total Revenue	-	3,942,260	-	-	3,942,260	-	-	3,942,260
Total Expenses	-	3,636,479	-	-	3,636,479	-	-	3,636,479
Net Income	-	305,781	-	-	305,781	-	-	305,781
Actual Student Enrollment	-	866	-	-	866	-	-	866
	Prior Year Actual	1st Quarter - 7/1 - 9/30			2nd Quarter - 10/1 - 12/31			3rd Q
	2016-17	Original	Revised		Original	Revised		Original
	Revenue Per Pupil	Budget	Budget	Variance	Budget	Budget	Variance	Budget
Retirement / Pension				-				-
TOTAL PAYROLL TAXES AND BENEFITS	-	257,836	-	-	257,836	-	-	257,836
TOTAL PERSONNEL SERVICE COSTS	112.00	2,594,991	-	-	2,594,991	-	-	2,594,991
CONTRACTED SERVICES								
Accounting / Audit		5,334		-	5,334		-	5,334
Legal		4,000		-	4,000		-	4,000
Management Company Fee				-			-	
Nurse Services				-			-	
Food Service / School Lunch				-			-	
Payroll Services		5,406		-	5,406		-	5,406
Special Ed Services				-			-	
Titlement Services (i.e. Title I)				-			-	
Other Purchased / Professional / Consulting		28,363		-	28,363		-	28,363
TOTAL CONTRACTED SERVICES	-	43,103	-	-	43,103	-	-	43,103

ACHIEVEMENT FIRST BUSHWICK CHARTER SCHOOL
Budget / Operating Plan
2017-18

Total Revenue	-	3,942,260	-	-	3,942,260	-	-	3,942,260
Total Expenses	-	3,636,479	-	-	3,636,479	-	-	3,636,479
Net Income	-	305,781	-	-	305,781	-	-	305,781
Actual Student Enrollment	-	866	-	-	866	-	-	866

	Prior Year Actual 2016-17 Revenue Per Pupil	1st Quarter - 7/1 - 9/30			2nd Quarter - 10/1 - 12/31			3rd Q
		Original Budget	Revised Budget	Variance	Original Budget	Revised Budget	Variance	Original Budget

SCHOOL OPERATIONS

Board Expenses			-			-		
Classroom / Teaching Supplies & Materials	23,245		-	23,245		-	23,245	
Special Ed Supplies & Materials			-			-		
Textbooks / Workbooks	117,922		-	117,922		-	117,922	
Supplies & Materials other	29,163		-	29,163		-	29,163	
Equipment / Furniture	2,930		-	2,930		-	2,930	
Telephone	6,881		-	6,881		-	6,881	
Technology	195,226		-	195,226		-	195,226	
Student Testing & Assessment			-			-		
Field Trips	19,086		-	19,086		-	19,086	
Transportation (student)			-			-		
Student Services - other	410,194		-	410,194		-	410,194	
Office Expense	39,418		-	39,418		-	39,418	
Staff Development	36,114		-	36,114		-	36,114	
Staff Recruitment	8,173		-	8,173		-	8,173	
Student Recruitment / Marketing			-			-		
School Meals / Lunch			-			-		
Travel (Staff)	448		-	448		-	448	
Fundraising			-			-		
Other	43,860		-	43,860		-	43,860	
TOTAL SCHOOL OPERATIONS	-	932,660	-	-	932,660	-	-	932,660

FACILITY OPERATION & MAINTENANCE

Insurance	14,100		-	14,100		-	14,100	
Janitorial			-			-		
Building and Land Rent / Lease / Facility Finance Interest	15,500.00		-	15,500.00		-	15,500.00	
Repairs & Maintenance	3,750		-	3,750		-	3,750	
Equipment / Furniture	32,375		-	32,375		-	32,375	
Security			-			-		
Utilities			-			-		
TOTAL FACILITY OPERATION & MAINTENANCE	-	65,725	-	-	65,725	-	-	65,725

DEPRECIATION & AMORTIZATION
RESERVES / CONTINGENCY

			-			-	
			-			-	

ACHIEVEMENT FIRST BUSHWICK CHARTER SCHOOL
Budget / Operating Plan
2017-18

Total Revenue	-	3,942,260	-	-	3,942,260	-	-	3,942,260
Total Expenses	-	3,636,479	-	-	3,636,479	-	-	3,636,479
Net Income	-	305,781	-	-	305,781	-	-	305,781
Actual Student Enrollment	-	866	-	-	866	-	-	866
	Prior Year Actual	1st Quarter - 7/1 - 9/30			2nd Quarter - 10/1 - 12/31			3rd C
	2016-17	Original	Revised		Original	Revised		Original
	Revenue Per	Budget	Budget	Variance	Budget	Budget	Variance	Budget
	Pupil							
TOTAL EXPENSES	-	3,636,479	-	-	3,636,479	-	-	3,636,479
NET INCOME	-	305,781	-	-	305,781	-	-	305,781

Total Revenue	-	-	3,942,260	-	-
Total Expenses	-	-	3,636,479	-	-
Net Income	-	-	305,781	-	-
Actual Student Enrollment	-	-	866	-	-
	Quarter - 1/1 - 3/31		4th Quarter - 4/1 - 6/30		
	Revised Budget	Variance	Original Budget	Revised Budget	Variance
Charter School Program (CSP) Planning & Implementation		-			-
Other		-			-
Other		-			-
TOTAL REVENUE FROM FEDERAL SOURCES	-	-	190,729	-	-
LOCAL and OTHER REVENUE					
Contributions and Donations		-			-
Fundraising		-			-
Erate Reimbursement		-	20,423		-
Earnings on Investments		-			-
Interest Income		-			-
Food Service (Income from meals)		-			-
Text Book		-			-
OTHER		-	(21,029)		-
TOTAL REVENUE FROM LOCAL and OTHER SOURCES	-	-	(606)	-	-
TOTAL REVENUE	-	-	3,942,260	-	-

Total Revenue		-	-	3,942,260	-
Total Expenses		-	-	3,636,479	-
Net Income		-	-	305,781	-
Actual Student Enrollment		-	-	866	-
		Quarter - 1/1 - 3/31		4th Quarter - 4/1 - 6/30	
		Revised Budget	Variance	Original Budget	Revised Budget
				Variance	
EXPENSES					
ADMINISTRATIVE STAFF PERSONNEL COSTS		Avg. No. of Positions			
Executive Management	3.00		-	326,589	-
Instructional Management	-		-		-
Deans, Directors & Coordinators	11.00		-		-
CFO / Director of Finance	-		-		-
Operation / Business Manager	2.00		-		-
Administrative Staff	4.00		-		-
TOTAL ADMINISTRATIVE STAFF	20.00	-	-	326,589	-
INSTRUCTIONAL PERSONNEL COSTS					
Teachers - Regular	70.00		-	1,475,950	-
Teachers - SPED	-		-	-	-
Substitute Teachers	-		-		-
Teaching Assistants	14.00		-		-
Specialty Teachers	-		-		-
Aides	-		-		-
Therapists & Counselors	4.00		-		-
Other	4.00		-	261,923	-
TOTAL INSTRUCTIONAL	92.00	-	-	1,737,873	-
NON-INSTRUCTIONAL PERSONNEL COSTS					
Nurse	-		-		-
Librarian	-		-		-
Custodian	-		-		-
Security	-		-		-
Other	-		-	272,693	-
TOTAL NON-INSTRUCTIONAL	-	-	-	272,693	-
SUBTOTAL PERSONNEL SERVICE COSTS		112.00	-	2,337,155	-
PAYROLL TAXES AND BENEFITS					
Payroll Taxes			-	6,831	-
Fringe / Employee Benefits			-	251,005	-

Total Revenue		-	-	3,942,260	-	-
Total Expenses		-	-	3,636,479	-	-
Net Income		-	-	305,781	-	-
Actual Student Enrollment		-	-	866	-	-
		Quarter - 1/1 - 3/31		4th Quarter - 4/1 - 6/30		
		Revised Budget	Variance	Original Budget	Revised Budget	Variance
Retirement / Pension			-			-
TOTAL PAYROLL TAXES AND BENEFITS		-	-	257,836	-	-
TOTAL PERSONNEL SERVICE COSTS						
	112.00	-	-	2,594,991	-	-
CONTRACTED SERVICES						
Accounting / Audit			-	5,334		-
Legal			-	4,000		-
Management Company Fee			-			-
Nurse Services			-			-
Food Service / School Lunch			-			-
Payroll Services			-	5,406		-
Special Ed Services			-			-
Titlement Services (i.e. Title I)			-			-
Other Purchased / Professional / Consulting			-	<u>28,363</u>		-
TOTAL CONTRACTED SERVICES		-	-	43,103	-	-

Total Revenue	-	-	3,942,260	-	-
Total Expenses	-	-	3,636,479	-	-
Net Income	-	-	305,781	-	-
Actual Student Enrollment	-	-	866	-	-
	Quarter - 1/1 - 3/31		4th Quarter - 4/1 - 6/30		
	Revised Budget	Variance	Original Budget	Revised Budget	Variance
SCHOOL OPERATIONS					
Board Expenses		-			-
Classroom / Teaching Supplies & Materials		-	23,245		-
Special Ed Supplies & Materials		-			-
Textbooks / Workbooks		-	117,922		-
Supplies & Materials other		-	29,163		-
Equipment / Furniture		-	2,930		-
Telephone		-	6,881		-
Technology		-	195,226		-
Student Testing & Assessment		-			-
Field Trips		-	19,086		-
Transportation (student)		-			-
Student Services - other		-	410,194		-
Office Expense		-	39,418		-
Staff Development		-	36,114		-
Staff Recruitment		-	8,173		-
Student Recruitment / Marketing		-			-
School Meals / Lunch		-			-
Travel (Staff)		-	448		-
Fundraising		-			-
Other		-	43,860		-
TOTAL SCHOOL OPERATIONS	-	-	932,660	-	-
FACILITY OPERATION & MAINTENANCE					
Insurance		-	14,100		-
Janitorial		-			-
Building and Land Rent / Lease / Facility Finance Interest		-	15,500.00		-
Repairs & Maintenance		-	3,750		-
Equipment / Furniture		-	32,375		-
Security		-			-
Utilities		-			-
TOTAL FACILITY OPERATION & MAINTENANCE	-	-	65,725	-	-
DEPRECIATION & AMORTIZATION		-			-
RESERVES / CONTINGENCY		-			-

Total Revenue	-	-	3,942,260	-	-
Total Expenses	-	-	3,636,479	-	-
Net Income	-	-	305,781	-	-
Actual Student Enrollment	-	-	866	-	-
	Quarter - 1/1 - 3/31		4th Quarter - 4/1 - 6/30		
	Revised		Original	Revised	
	Budget	Variance	Budget	Budget	Variance
TOTAL EXPENSES	-	-	3,636,479	-	-
NET INCOME	-	-	305,781	-	-

Total Revenue	-	-	3,942,260	-	-
Total Expenses	-	-	3,636,479	-	-
Net Income	Quarter - 1/1 - 3/31		305,781	-	-
Actual Student Enrollment	-	-	866	-	-
	Quarter - 1/1 - 3/31		4th Quarter - 4/1 - 6/30		
	Revised		Original	Revised	
	Budget	Variance	Budget	Budget	Variance
ENROLLMENT - *School Districts Are Linked To Above Entries*					
Number of Districts:	-	-	1	-	-
NYC CHANCELLOR'S OFFICE	-	-	866	-	-
-	-	-	-	-	-
-	-	-	-	-	-
-	-	-	-	-	-
-	-	-	-	-	-
-	-	-	-	-	-
-	-	-	-	-	-
-	-	-	-	-	-
-	-	-	-	-	-
-	-	-	-	-	-
-	-	-	-	-	-
-	-	-	-	-	-
-	-	-	-	-	-
-	-	-	-	-	-
-	-	-	-	-	-
-	-	-	-	-	-
-	-	-	-	-	-
ALL OTHER School Districts: (Weighted Avg)	-	-	-	-	-
TOTAL ENROLLMENT	=	=	866	=	=
REVENUE PER PUPIL	=	=	4,552	=	=
EXPENSES PER PUPIL	=	=	4,199	=	=

ACHIEVEMENT FIRST BUSHWICK CHARTER SCHOOL
Budget / Operating Plan

2017-18

Total Revenue	15,769,038	15,769,038	-	15,769,038	15,769,038
Total Expenses	14,545,916	14,545,916	-	(14,545,916)	(14,545,916)
Net Income	1,223,122	1,223,122	-	1,223,122	1,223,122
Actual Student Enrollment					
	Total Year			VARIANCE	
	Original Budget	Revised Budget	Variance	Original Budget vs. PY Budget	Revised Budget vs. PY Budget
Charter School Program (CSP) Planning & Implementation	-	-	-	-	-
Other	-	-	-	-	-
Other	-	-	-	-	-
TOTAL REVENUE FROM FEDERAL SOURCES	762,916	762,916	-	762,916	762,916
LOCAL and OTHER REVENUE					
Contributions and Donations	-	-	-	-	-
Fundraising	-	-	-	-	-
Erate Reimbursement	81,692	81,692	-	81,692	81,692
Earnings on Investments	-	-	-	-	-
Interest Income	-	-	-	-	-
Food Service (Income from meals)	-	-	-	-	-
Text Book	-	-	-	-	-
OTHER	<u>(84,116)</u>	<u>(84,116)</u>	<u>-</u>	<u>(84,116)</u>	<u>(84,116)</u>
TOTAL REVENUE FROM LOCAL and OTHER SOURCES	(2,424)	(2,424)	-	(2,424)	(2,424)
TOTAL REVENUE	15,769,038	15,769,038	-	15,769,038	15,769,038

DESCRIPTION OF ASSUMPTIONS

ACHIEVEMENT FIRST BUSHWICK CHARTER SCHOOL
Budget / Operating Plan

2017-18

Total Revenue	15,769,038	15,769,038	-	15,769,038	15,769,038
Total Expenses	14,545,916	14,545,916	-	(14,545,916)	(14,545,916)
Net Income	1,223,122	1,223,122	-	1,223,122	1,223,122
Actual Student Enrollment					

Total Year			VARIANCE	
Original Budget	Revised Budget	Variance	Original Budget vs. PY Budget	Revised Budget vs. PY Budget

DESCRIPTION OF ASSUMPTIONS

EXPENSES

ADMINISTRATIVE STAFF PERSONNEL COSTS

Avg. No.
of Positions

Executive Management	3.00	1,306,356	1,306,356	-	(1,306,356)	(1,306,356)
Instructional Management	-	-	-	-	-	-
Deans, Directors & Coordinators	11.00	-	-	-	-	-
CFO / Director of Finance	-	-	-	-	-	-
Operation / Business Manager	2.00	-	-	-	-	-
Administrative Staff	4.00	-	-	-	-	-
TOTAL ADMINISTRATIVE STAFF	20.00	1,306,356	1,306,356	-	(1,306,356)	(1,306,356)

INSTRUCTIONAL PERSONNEL COSTS

Teachers - Regular	70.00	5,903,800	5,903,800	-	(5,903,800)	(5,903,800)
Teachers - SPED	-	-	-	-	-	-
Substitute Teachers	-	-	-	-	-	-
Teaching Assistants	14.00	-	-	-	-	-
Specialty Teachers	-	-	-	-	-	-
Aides	-	-	-	-	-	-
Therapists & Counselors	4.00	-	-	-	-	-
Other	4.00	1,047,692	1,047,692	-	(1,047,692)	(1,047,692)
TOTAL INSTRUCTIONAL	92.00	6,951,492	6,951,492	-	(6,951,492)	(6,951,492)

NON-INSTRUCTIONAL PERSONNEL COSTS

Nurse	-	-	-	-	-	-
Librarian	-	-	-	-	-	-
Custodian	-	-	-	-	-	-
Security	-	-	-	-	-	-
Other	-	1,090,772	1,090,772	-	(1,090,772)	(1,090,772)
TOTAL NON-INSTRUCTIONAL	-	1,090,772	1,090,772	-	(1,090,772)	(1,090,772)

SUBTOTAL PERSONNEL SERVICE COSTS

	112.00	9,348,620	9,348,620	-	(9,348,620)	(9,348,620)
--	--------	-----------	-----------	---	-------------	-------------

PAYROLL TAXES AND BENEFITS

Payroll Taxes		27,324	27,324	-	(27,324)	(27,324)
Fringe / Employee Benefits		1,004,020	1,004,020	-	(1,004,020)	(1,004,020)

ACHIEVEMENT FIRST BUSHWICK CHARTER SCHOOL
Budget / Operating Plan

2017-18

	Total Year			VARIANCE	
	Original Budget	Revised Budget	Variance	Original Budget vs. PY Budget	Revised Budget vs. PY Budget
Total Revenue	15,769,038	15,769,038	-	15,769,038	15,769,038
Total Expenses	14,545,916	14,545,916	-	(14,545,916)	(14,545,916)
Net Income	1,223,122	1,223,122	-	1,223,122	1,223,122
Actual Student Enrollment					
Retirement / Pension	-	-	-	-	-
TOTAL PAYROLL TAXES AND BENEFITS	1,031,344	1,031,344	-	(1,031,344)	(1,031,344)
TOTAL PERSONNEL SERVICE COSTS					
112.00	10,379,964	10,379,964	-	(10,379,964)	(10,379,964)
CONTRACTED SERVICES					
Accounting / Audit	21,336	21,336	-	(21,336)	(21,336)
Legal	16,000	16,000	-	(16,000)	(16,000)
Management Company Fee	-	-	-	-	-
Nurse Services	-	-	-	-	-
Food Service / School Lunch	-	-	-	-	-
Payroll Services	21,624	21,624	-	(21,624)	(21,624)
Special Ed Services	-	-	-	-	-
Titlement Services (i.e. Title I)	-	-	-	-	-
Other Purchased / Professional / Consulting	113,452	113,452	-	(113,452)	(113,452)
TOTAL CONTRACTED SERVICES	172,412	172,412	-	(172,412)	(172,412)

DESCRIPTION OF ASSUMPTIONS

ACHIEVEMENT FIRST BUSHWICK CHARTER SCHOOL
Budget / Operating Plan

2017-18

Total Revenue	15,769,038	15,769,038	-	15,769,038	15,769,038
Total Expenses	14,545,916	14,545,916	-	(14,545,916)	(14,545,916)
Net Income	1,223,122	1,223,122	-	1,223,122	1,223,122
Actual Student Enrollment					

	Total Year			VARIANCE	
	Original Budget	Revised Budget	Variance	Original Budget vs. PY Budget	Revised Budget vs. PY Budget

DESCRIPTION OF ASSUMPTIONS

SCHOOL OPERATIONS

Board Expenses	-	-	-	-	-
Classroom / Teaching Supplies & Materials	92,980	92,980	-	(92,980)	(92,980)
Special Ed Supplies & Materials	-	-	-	-	-
Textbooks / Workbooks	471,688	471,688	-	(471,688)	(471,688)
Supplies & Materials other	116,652	116,652	-	(116,652)	(116,652)
Equipment / Furniture	11,720	11,720	-	(11,720)	(11,720)
Telephone	27,524	27,524	-	(27,524)	(27,524)
Technology	780,904	780,904	-	(780,904)	(780,904)
Student Testing & Assessment	-	-	-	-	-
Field Trips	76,344	76,344	-	(76,344)	(76,344)
Transportation (student)	-	-	-	-	-
Student Services - other	1,640,776	1,640,776	-	(1,640,776)	(1,640,776)
Office Expense	157,672	157,672	-	(157,672)	(157,672)
Staff Development	144,456	144,456	-	(144,456)	(144,456)
Staff Recruitment	32,692	32,692	-	(32,692)	(32,692)
Student Recruitment / Marketing	-	-	-	-	-
School Meals / Lunch	-	-	-	-	-
Travel (Staff)	1,792	1,792	-	(1,792)	(1,792)
Fundraising	-	-	-	-	-
Other	175,440	175,440	-	(175,440)	(175,440)
TOTAL SCHOOL OPERATIONS	3,730,640	3,730,640	-	(3,730,640)	(3,730,640)

FACILITY OPERATION & MAINTENANCE

Insurance	56,400	56,400	-	(56,400)	(56,400)
Janitorial	-	-	-	-	-
Building and Land Rent / Lease / Facility Finance Interest	62,000	62,000	-	(62,000)	(62,000)
Repairs & Maintenance	15,000	15,000	-	(15,000)	(15,000)
Equipment / Furniture	129,500	129,500	-	(129,500)	(129,500)
Security	-	-	-	-	-
Utilities	-	-	-	-	-
TOTAL FACILITY OPERATION & MAINTENANCE	262,900	262,900	-	(262,900)	(262,900)

DEPRECIATION & AMORTIZATION

	-	-	-	-	-
--	---	---	---	---	---

RESERVES / CONTINGENCY

	-	-	-	-	-
--	---	---	---	---	---

**ACHIEVEMENT FIRST BUSHWICK CHARTER SCHOOL
Budget / Operating Plan**

2017-18

Total Revenue	15,769,038	15,769,038	-	15,769,038	15,769,038
Total Expenses	14,545,916	14,545,916	-	(14,545,916)	(14,545,916)
Net Income	1,223,122	1,223,122	-	1,223,122	1,223,122
Actual Student Enrollment					
	Total Year			VARIANCE	
	Original Budget	Revised Budget	Variance	Original Budget vs. PY Budget	Revised Budget vs. PY Budget
TOTAL EXPENSES	<u>14,545,916</u>	<u>14,545,916</u>	-	<u>(14,545,916)</u>	<u>(14,545,916)</u>
NET INCOME	<u>1,223,122</u>	<u>1,223,122</u>	-	<u>1,223,122</u>	<u>1,223,122</u>

DESCRIPTION OF ASSUMPTIONS

**ACHIEVEMENT FIRST BUSHWICK CHARTER SCHOOL
Budget / Operating Plan**

2017-18

Total Revenue	15,769,038	15,769,038	-	15,769,038	15,769,038
Total Expenses	14,545,916	14,545,916	-	(14,545,916)	(14,545,916)
Net Income	1,223,122	1,223,122	-	1,223,122	1,223,122
Actual Student Enrollment					

Total Year

VARIANCE

Original Budget	Revised Budget	Variance	Original Budget vs. PY Budget	Revised Budget vs. PY Budget
------------------------	-----------------------	-----------------	--------------------------------------	-------------------------------------

DESCRIPTION OF ASSUMPTIONS

ENROLLMENT - *School Districts Are Linked To Above Entries*

Number of Districts:

NYC CHANCELLOR'S OFFICE

-
-
-
-
-
-
-
-
-
-
-
-
-
-
-
-
-
-
-
-

ALL OTHER School Districts: (Weighted Avg)

TOTAL ENROLLMENT

REVENUE PER PUPIL

EXPENSES PER PUPIL

**ACHIEVEMENT FIRST BUSHWICK CHARTER SCHOOL
BALANCE SHEET
2017-18**

Please enter balance sheet data for the Ed Corp
Achievement First Brooklyn Charter Schools
only on this template.

The balance sheet should include data for
all charter schools operated by the Ed Corp.

	<u>Prior Year</u>	Q1	Q2	Q3	Q4
	<u>2016-17</u>	<u>As of 9/30</u>	<u>As of 12/31</u>	<u>As of 3/31</u>	<u>As of 6/30</u>
<u>ASSETS</u>					
<u>CURRENT ASSETS</u>					
Cash and cash equivalents	-	-	-	-	-
Grants and contracts receivable	-	-	-	-	-
Accounts receivables	-	-	-	-	-
Prepaid Expenses	-	-	-	-	-
Contributions and other receivables	-	-	-	-	-
TOTAL CURRENT ASSETS	-	-	-	-	-
<u>PROPERTY, BUILDING AND EQUIPMENT, net</u>	-	-	-	-	-
<u>OTHER ASSETS</u>	-	-	-	-	-
TOTAL ASSETS	-	-	-	-	-
<u>LIABILITIES AND NET ASSETS</u>					
<u>CURRENT LIABILITIES</u>					
Accounts payable and accrued expenses	-	-	-	-	-
Accrued payroll and benefits	-	-	-	-	-
Deferred Revenue	-	-	-	-	-
Current maturities of long-term debt	-	-	-	-	-
Short Term Debt - Bonds, Notes Payable	-	-	-	-	-
Other	-	-	-	-	-
TOTAL CURRENT LIABILITIES	-	-	-	-	-
<u>LONG-TERM DEBT and NOTES PAYABLE, net current maturities</u>	-	-	-	-	-
TOTAL LIABILITIES	-	-	-	-	-
<u>NET ASSETS</u>					
Unrestricted	-	-	-	-	-
Temporarily restricted	-	-	-	-	-
TOTAL NET ASSETS	-	-	-	-	-
TOTAL LIABILITIES AND NET ASSETS	-	-	-	-	-

**ACHIEVEMENT FIRST BUSHWICK CH/
Budget / Operating Plan**

2017-18

Total Revenue	-	3,942,260	-	-	3,942,260	-	-
Total Expenses	-	3,636,479	-	-	3,636,479	-	-
Net Income	-	305,781	-	-	305,781	-	-
Actual Student Enrollment	-	866	-	-	866	-	-
2017-18							
*NOTE: Enrollment, Revenue and Expenditure Data IN the 'Total and Variance Analysis' Section is Based on LAST ACTUAL Quarter Completed							
	1st Quarter - 7/1 - 9/30			2nd Quarter - 10/1 - 12/31			3rd Q
	Actual	Current Budget	Variance	Actual	Current Budget	Variance	Actual
Other	-	-	-	-	-	-	-
TOTAL REVENUE FROM FEDERAL SOURCES	-	190,729	-	-	190,729	-	-
LOCAL and OTHER REVENUE							
Contributions and Donations	-	-	-	-	-	-	-
Fundraising	-	-	-	-	-	-	-
Erate Reimbursement	-	20,423	-	-	20,423	-	-
Earnings on Investments	-	-	-	-	-	-	-
Interest Income	-	-	-	-	-	-	-
Food Service (Income from meals)	-	-	-	-	-	-	-
Text Book	-	-	-	-	-	-	-
OTHER	-	(21,029)	-	-	(21,029)	-	-
TOTAL REVENUE FROM LOCAL and OTHER SOURCES	-	(606)	-	-	(606)	-	-
TOTAL REVENUE	-	3,942,260	-	-	3,942,260	-	-

**ACHIEVEMENT FIRST BUSHWICK CH/
Budget / Operating Plan**

2017-18

Total Revenue	-	3,942,260	-	-	3,942,260	-	-
Total Expenses	-	3,636,479	-	-	3,636,479	-	-
Net Income	-	305,781	-	-	305,781	-	-
Actual Student Enrollment	-	866	-	-	866	-	-

*NOTE: Enrollment, Revenue and Expenditure Data IN the 'Total and Variance Analysis' Section is Based on LAST ACTUAL Quarter Completed	1st Quarter - 7/1 - 9/30			2nd Quarter - 10/1 - 12/31			3rd Quarter
	Actual	Current Budget	Variance	Actual	Current Budget	Variance	Actual

	Quarter 0 No. of Positions						
EXPENSES							
ADMINISTRATIVE STAFF PERSONNEL COSTS							
Executive Management	-	326,589	-	-	326,589	-	-
Instructional Management	-	-	-	-	-	-	-
Deans, Directors & Coordinators	-	-	-	-	-	-	-
CFO / Director of Finance	-	-	-	-	-	-	-
Operation / Business Manager	-	-	-	-	-	-	-
Administrative Staff	-	-	-	-	-	-	-
TOTAL ADMINISTRATIVE STAFF	-	326,589	-	-	326,589	-	-
INSTRUCTIONAL PERSONNEL COSTS							
Teachers - Regular	-	1,475,950	-	-	1,475,950	-	-
Teachers - SPED	-	-	-	-	-	-	-
Substitute Teachers	-	-	-	-	-	-	-
Teaching Assistants	-	-	-	-	-	-	-
Specialty Teachers	-	-	-	-	-	-	-
Aides	-	-	-	-	-	-	-
Therapists & Counselors	-	-	-	-	-	-	-
Other	-	261,923	-	-	261,923	-	-
TOTAL INSTRUCTIONAL	-	1,737,873	-	-	1,737,873	-	-
NON-INSTRUCTIONAL PERSONNEL COSTS							
Nurse	-	-	-	-	-	-	-
Librarian	-	-	-	-	-	-	-
Custodian	-	-	-	-	-	-	-
Security	-	-	-	-	-	-	-
Other	-	272,693	-	-	272,693	-	-
TOTAL NON-INSTRUCTIONAL	-	272,693	-	-	272,693	-	-
SUBTOTAL PERSONNEL SERVICE COSTS	-	2,337,155	-	-	2,337,155	-	-
PAYROLL TAXES AND BENEFITS							
Payroll Taxes	-	6,831	-	-	6,831	-	-
Fringe / Employee Benefits	-	251,005	-	-	251,005	-	-
Retirement / Pension	-	-	-	-	-	-	-
TOTAL PAYROLL TAXES AND BENEFITS	-	257,836	-	-	257,836	-	-
TOTAL PERSONNEL SERVICE COSTS	-	2,594,991	-	-	2,594,991	-	-

**ACHIEVEMENT FIRST BUSHWICK CH/
Budget / Operating Plan**

2017-18

Total Revenue	-	3,942,260	-	-	3,942,260	-	-
Total Expenses	-	3,636,479	-	-	3,636,479	-	-
Net Income	-	305,781	-	-	305,781	-	-
Actual Student Enrollment	-	866	-	-	866	-	-

*NOTE: Enrollment, Revenue and Expenditure Data IN the 'Total and Variance Analysis' Section is Based on LAST ACTUAL Quarter Completed	1st Quarter - 7/1 - 9/30			2nd Quarter - 10/1 - 12/31			3rd Quarter
	Actual	Current Budget	Variance	Actual	Current Budget	Variance	Actual
	CONTRACTED SERVICES						
Accounting / Audit	-	5,334	-	-	5,334	-	-
Legal	-	4,000	-	-	4,000	-	-
Management Company Fee	-	-	-	-	-	-	-
Nurse Services	-	-	-	-	-	-	-
Food Service / School Lunch	-	-	-	-	-	-	-
Payroll Services	-	5,406	-	-	5,406	-	-
Special Ed Services	-	-	-	-	-	-	-
Titlement Services (i.e. Title I)	-	-	-	-	-	-	-
Other Purchased / Professional / Consulting	-	28,363	-	-	28,363	-	-
TOTAL CONTRACTED SERVICES	-	43,103	-	-	43,103	-	-

**ACHIEVEMENT FIRST BUSHWICK CH/
Budget / Operating Plan**

2017-18

Total Revenue	-	3,942,260	-	-	3,942,260	-	-
Total Expenses	-	3,636,479	-	-	3,636,479	-	-
Net Income	-	305,781	-	-	305,781	-	-
Actual Student Enrollment	-	866	-	-	866	-	-

	1st Quarter - 7/1 - 9/30			2nd Quarter - 10/1 - 12/31			3rd Q
*NOTE: Enrollment, Revenue and Expenditure Data IN the 'Total and Variance Analysis' Section is Based on LAST ACTUAL Quarter Completed	Actual	Current Budget	Variance	Actual	Current Budget	Variance	Actual

SCHOOL OPERATIONS

Board Expenses	-	-	-	-	-	-	-
Classroom / Teaching Supplies & Materials	23,245	-	-	23,245	-	-	-
Special Ed Supplies & Materials	-	-	-	-	-	-	-
Textbooks / Workbooks	117,922	-	-	117,922	-	-	-
Supplies & Materials other	29,163	-	-	29,163	-	-	-
Equipment / Furniture	2,930	-	-	2,930	-	-	-
Telephone	6,881	-	-	6,881	-	-	-
Technology	195,226	-	-	195,226	-	-	-
Student Testing & Assessment	-	-	-	-	-	-	-
Field Trips	19,086	-	-	19,086	-	-	-
Transportation (student)	-	-	-	-	-	-	-
Student Services - other	410,194	-	-	410,194	-	-	-
Office Expense	39,418	-	-	39,418	-	-	-
Staff Development	36,114	-	-	36,114	-	-	-
Staff Recruitment	8,173	-	-	8,173	-	-	-
Student Recruitment / Marketing	-	-	-	-	-	-	-
School Meals / Lunch	-	-	-	-	-	-	-
Travel (Staff)	448	-	-	448	-	-	-
Fundraising	-	-	-	-	-	-	-
Other	<u>43,860</u>	-	-	<u>43,860</u>	-	-	-
TOTAL SCHOOL OPERATIONS	-	932,660	-	-	932,660	-	-

FACILITY OPERATION & MAINTENANCE

Insurance	14,100	-	-	14,100	-	-	-
Janitorial	-	-	-	-	-	-	-
Building and Land Rent / Lease / Facility Finance Interest	15,500	-	-	15,500	-	-	-
Repairs & Maintenance	3,750	-	-	3,750	-	-	-
Equipment / Furniture	32,375	-	-	32,375	-	-	-
Security	-	-	-	-	-	-	-
Utilities	-	-	-	-	-	-	-
TOTAL FACILITY OPERATION & MAINTENANCE	-	65,725	-	-	65,725	-	-

**DEPRECIATION & AMORTIZATION
RESERVES / CONTINGENCY**

	-	-	-	-	-	-	-
	-	-	-	-	-	-	-

TOTAL EXPENSES	-	3,636,479	-	-	3,636,479	-	-
-----------------------	---	------------------	---	---	------------------	---	---

**ACHIEVEMENT FIRST BUSHWICK CH/
Budget / Operating Plan**

2017-18

Total Revenue	-	3,942,260	-	-	3,942,260	-	-	
Total Expenses	-	3,636,479	-	-	3,636,479	-	-	
Net Income	-	305,781	-	-	305,781	-	-	
Actual Student Enrollment	-	866	-	-	866	-	-	
				1st Quarter - 7/1 - 9/30	2nd Quarter - 10/1 - 12/31			3rd Q
*NOTE: Enrollment, Revenue and Expenditure Data IN the 'Total and Variance Analysis' Section is Based on LAST ACTUAL Quarter Completed								
	Actual	Current Budget	Variance	Actual	Current Budget	Variance	Actual	
NET INCOME	-	<u>305,781</u>	-	-	<u>305,781</u>	-	-	

ARTER SCHOOL

n

Total Revenue	3,942,260	-	-	3,942,260	-
Total Expenses	3,636,479	-	-	3,636,479	-
Net Income	305,781	-	-	305,781	-
Actual Student Enrollment	866	-	-	866	-

<p>*NOTE: Enrollment, Revenue and Expenditure Data IN the 'Total and Variance Analysis' Section is Based on LAST ACTUAL Quarter Completed</p>	Quarter - 1/1 - 3/31		4th Quarter - 4/1 - 6/30		
	Current Budget	Variance	Actual	Current Budget	Variance

REVENUE

REVENUES FROM STATE SOURCES

Per Pupil Revenue

CY Per Pupil Rate

NYC CHANCELLOR'S OFFICE

14,527

-

-

-

-

-

-

-

-

-

-

-

-

-

-

-

-

-

-

-

-

-

-

-

-

-

-

-

-

-

-

-

-

-

-

-

-

-

-

-

-

-

-

-

-

-

-

-

-

-

-

-

-

-

-

-

-

-

-

-

-

-

-

-

-

-

-

-

-

-

-

ALL OTHER School Districts: (Count = 0)

TOTAL Per Pupil Revenue (Weighted Average Per Pupil Funding)

14,527

Special Education Revenue

3,145,096

-

-

3,145,096

-

-

Grants

Stimulus

-

-

-

-

-

-

DYCD (Department of Youth and Community Development)

68,250

-

-

68,250

-

-

Other

-

-

-

-

-

-

NYC DoE Rental Assistance

-

-

-

-

-

-

Other

-

-

-

-

-

-

TOTAL REVENUE FROM STATE SOURCES

3,752,137

-

-

3,752,137

-

-

REVENUE FROM FEDERAL FUNDING

IDEA Special Needs

-

-

-

-

-

-

Title I

130,015

-

-

130,015

-

-

Title Funding - Other

3,214

-

-

3,214

-

-

School Food Service (Free Lunch)

57,500

-

-

57,500

-

-

Grants

Charter School Program (CSP) Planning & Implementation

-

-

-

-

-

-

Other

-

-

-

-

-

-

ARTER SCHOOL

n

Total Revenue	3,942,260	-	-	3,942,260	-
Total Expenses	3,636,479	-	-	3,636,479	-
Net Income	305,781	-	-	305,781	-
Actual Student Enrollment	866	-	-	866	-
	Quarter - 1/1 - 3/31		4th Quarter - 4/1 - 6/30		
*NOTE: Enrollment, Revenue and Expenditure Data IN the 'Total and Variance Analysis' Section is Based on LAST ACTUAL Quarter Completed	Current Budget	Variance	Actual	Current Budget	Variance
Other	-	-		-	-
TOTAL REVENUE FROM FEDERAL SOURCES	190,729	-	-	190,729	-
LOCAL and OTHER REVENUE					
Contributions and Donations	-	-		-	-
Fundraising	-	-		-	-
Erate Reimbursement	20,423	-		20,423	-
Earnings on Investments	-	-		-	-
Interest Income	-	-		-	-
Food Service (Income from meals)	-	-		-	-
Text Book	-	-		-	-
OTHER	(21,029)	-		(21,029)	-
TOTAL REVENUE FROM LOCAL and OTHER SOURCES	(606)	-	-	(606)	-
TOTAL REVENUE	3,942,260	-	-	3,942,260	-

ARTER SCHOOL

n

Total Revenue	3,942,260	-	-	3,942,260	-
Total Expenses	3,636,479	-	-	3,636,479	-
Net Income	305,781	-	-	305,781	-
Actual Student Enrollment	866	-	-	866	-

<p>*NOTE: Enrollment, Revenue and Expenditure Data IN the 'Total and Variance Analysis' Section is Based on LAST ACTUAL Quarter Completed</p>	Quarter - 1/1 - 3/31		4th Quarter - 4/1 - 6/30		
	Current Budget	Variance	Actual	Current Budget	Variance

	Quarter 0 No. of Positions	Quarter - 1/1 - 3/31		4th Quarter - 4/1 - 6/30		
		Current Budget	Variance	Actual	Current Budget	Variance
EXPENSES						
ADMINISTRATIVE STAFF PERSONNEL COSTS						
Executive Management	-	326,589	-	326,589	-	
Instructional Management	-	-	-	-	-	
Deans, Directors & Coordinators	-	-	-	-	-	
CFO / Director of Finance	-	-	-	-	-	
Operation / Business Manager	-	-	-	-	-	
Administrative Staff	-	-	-	-	-	
TOTAL ADMINISTRATIVE STAFF	-	326,589	-	326,589	-	
INSTRUCTIONAL PERSONNEL COSTS						
Teachers - Regular	-	1,475,950	-	1,475,950	-	
Teachers - SPED	-	-	-	-	-	
Substitute Teachers	-	-	-	-	-	
Teaching Assistants	-	-	-	-	-	
Specialty Teachers	-	-	-	-	-	
Aides	-	-	-	-	-	
Therapists & Counselors	-	-	-	-	-	
Other	-	261,923	-	261,923	-	
TOTAL INSTRUCTIONAL	-	1,737,873	-	1,737,873	-	
NON-INSTRUCTIONAL PERSONNEL COSTS						
Nurse	-	-	-	-	-	
Librarian	-	-	-	-	-	
Custodian	-	-	-	-	-	
Security	-	-	-	-	-	
Other	-	272,693	-	272,693	-	
TOTAL NON-INSTRUCTIONAL	-	272,693	-	272,693	-	
SUBTOTAL PERSONNEL SERVICE COSTS	-	2,337,155	-	2,337,155	-	
PAYROLL TAXES AND BENEFITS						
Payroll Taxes	-	6,831	-	6,831	-	
Fringe / Employee Benefits	-	251,005	-	251,005	-	
Retirement / Pension	-	-	-	-	-	
TOTAL PAYROLL TAXES AND BENEFITS	-	257,836	-	257,836	-	
TOTAL PERSONNEL SERVICE COSTS	-	2,594,991	-	2,594,991	-	

ARTER SCHOOL

n

Total Revenue	3,942,260	-	-	3,942,260	-
Total Expenses	3,636,479	-	-	3,636,479	-
Net Income	305,781	-	-	305,781	-
Actual Student Enrollment	866	-	-	866	-

*NOTE: Enrollment, Revenue and Expenditure Data IN the 'Total and Variance Analysis' Section is Based on LAST ACTUAL Quarter Completed	Quarter - 1/1 - 3/31			4th Quarter - 4/1 - 6/30		
	ARTER SCHOOL n	Current Budget	Variance	Actual	Current Budget	Variance
CONTRACTED SERVICES						
Accounting / Audit	5,334	-		5,334	-	
Legal	4,000	-		4,000	-	
Management Company Fee	-	-		-	-	
Nurse Services	-	-		-	-	
Food Service / School Lunch	-	-		-	-	
Payroll Services	5,406	-		5,406	-	
Special Ed Services	-	-		-	-	
Titlement Services (i.e. Title I)	-	-		-	-	
Other Purchased / Professional / Consulting	28,363	-		28,363	-	
TOTAL CONTRACTED SERVICES	43,103	-		43,103	-	

ARTER SCHOOL

n

Total Revenue	3,942,260	-	-	3,942,260	-
Total Expenses	3,636,479	-	-	3,636,479	-
Net Income	305,781	-	-	305,781	-
Actual Student Enrollment	866	-	-	866	-

<p>*NOTE: Enrollment, Revenue and Expenditure Data IN the 'Total and Variance Analysis' Section is Based on LAST ACTUAL Quarter Completed</p>	Quarter - 1/1 - 3/31		4th Quarter - 4/1 - 6/30		
	Current Budget	Variance	Actual	Current Budget	Variance

SCHOOL OPERATIONS					
Board Expenses	-	-		-	-
Classroom / Teaching Supplies & Materials	23,245	-		23,245	-
Special Ed Supplies & Materials	-	-		-	-
Textbooks / Workbooks	117,922	-		117,922	-
Supplies & Materials other	29,163	-		29,163	-
Equipment / Furniture	2,930	-		2,930	-
Telephone	6,881	-		6,881	-
Technology	195,226	-		195,226	-
Student Testing & Assessment	-	-		-	-
Field Trips	19,086	-		19,086	-
Transportation (student)	-	-		-	-
Student Services - other	410,194	-		410,194	-
Office Expense	39,418	-		39,418	-
Staff Development	36,114	-		36,114	-
Staff Recruitment	8,173	-		8,173	-
Student Recruitment / Marketing	-	-		-	-
School Meals / Lunch	-	-		-	-
Travel (Staff)	448	-		448	-
Fundraising	-	-		-	-
Other	<u>43,860</u>	-		<u>43,860</u>	-
TOTAL SCHOOL OPERATIONS	932,660	-	-	932,660	-
FACILITY OPERATION & MAINTENANCE					
Insurance	14,100	-		14,100	-
Janitorial	-	-		-	-
Building and Land Rent / Lease / Facility Finance Interest	15,500	-		15,500	-
Repairs & Maintenance	3,750	-		3,750	-
Equipment / Furniture	32,375	-		32,375	-
Security	-	-		-	-
Utilities	-	-		-	-
TOTAL FACILITY OPERATION & MAINTENANCE	65,725	-	-	65,725	-
DEPRECIATION & AMORTIZATION	-	-		-	-
RESERVES / CONTINGENCY	-	-		-	-
TOTAL EXPENSES	<u>3,636,479</u>	-	-	<u>3,636,479</u>	-

**ARTER SCHOOL
ARTER SCHOOL**

	n				
Total Revenue	3,942,260	-	-	3,942,260	-
Total Expenses	3,636,479	-	-	3,636,479	-
Net Income	305,781	-	-	305,781	-
Actual Student Enrollment	866	-	-	866	-
	Quarter - 1/1 - 3/31		4th Quarter - 4/1 - 6/30		
*NOTE: Enrollment, Revenue and Expenditure Data IN the 'Total and Variance Analysis' Section is Based on LAST ACTUAL Quarter Completed	Quarter - 1/1 - 3/31				
	Current Budget	Variance	Actual	Current Budget	Variance
NET INCOME	<u>305,781</u>	-	-	<u>305,781</u>	-

ACHIEVEMENT FIRST BUSHWICK CHARTER SCHOOL
Budget / Operating Plan

2017-18

Total Revenue	-	-	-	15,769,038	(15,769,038)	-	-	15,769,038
Total Expenses	-	-	-	14,545,916	14,545,916	-	-	14,545,916
Net Income	-	-	-	1,223,122	(1,223,122)	-	-	1,223,122
Actual Student Enrollment	-	-	-	-	-	-	-	-

***NOTE: Enrollment, Revenue and Expenditure Data IN the 'Total and Variance Analysis' Section is Based on LAST ACTUAL Quarter Completed**

TOTALS AND VARIANCE ANALYSIS

	Actual	Current Budget (Current Quarter)	Actual vs. Current Budget	Current Budget - TY	Actual vs. Current Budget TY	Original Budget (Current Quarter)	Actual vs. Original Budget	Original Budget - TY
REVENUE								
REVENUES FROM STATE SOURCES								
Per Pupil Revenue								
CY Per Pupil Rate								
NYC CHANCELLOR'S OFFICE		14,527		12,580,382	(12,500,302)			12,580,382
-								
-								
-								
-								
-								
-								
-								
-								
-								
-								
-								
-								
-								
-								
-								
-								
-								
-								
ALL OTHER School Districts: (Count = 0)								
TOTAL Per Pupil Revenue (Weighted Average Per Pupil Funding)		14,527		12,580,382	(12,580,382)			12,580,382
Special Education Revenue				2,155,164	(2,155,164)			2,155,164
Grants								
Stimulus								
DYCD (Department of Youth and Community Development)				273,000	(273,000)			273,000
Other								
NYC DoE Rental Assistance								
Other								
TOTAL REVENUE FROM STATE SOURCES				15,008,546	(15,008,546)			15,008,546
REVENUE FROM FEDERAL FUNDING								
IDEA Special Needs								
Title I				520,060	(520,060)			520,060
Title Funding - Other				12,856	(12,856)			12,856
School Food Service (Free Lunch)				230,000	(230,000)			230,000
Grants								
Charter School Program (CSP) Planning & Implementation								
Other								

ACHIEVEMENT FIRST BUSHWICK CHARTER SC
Budget / Operating Plan

2017-18

Total Revenue	-	-	-	15,769,038	(15,769,038)	-	-	15,769,038
Total Expenses	-	-	-	14,545,916	14,545,916	-	-	14,545,916
Net Income	-	-	-	1,223,122	(1,223,122)	-	-	1,223,122
Actual Student Enrollment	-	-	-			-	-	

***NOTE: Enrollment, Revenue and Expenditure Data IN the 'Total and Variance Analysis' Section is Based on LAST ACTUAL Quarter Completed**

TOTALS AND VARIANCE ANALYSIS

	Actual	Current Budget (Current Quarter)	Actual vs. Current Budget	Current Budget - TY	Actual vs. Current Budget TY	Original Budget (Current Quarter)	Actual vs. Original Budget	Original Budget -
Other	-	-	-	-	-	-	-	
TOTAL REVENUE FROM FEDERAL SOURCES	-	-	-	762,916	(762,916)	-	-	762,916
LOCAL and OTHER REVENUE								
Contributions and Donations	-	-	-	-	-	-	-	
Fundraising	-	-	-	-	-	-	-	
Erate Reimbursement	-	-	-	81,692	(81,692)	-	-	81,692
Earnings on Investments	-	-	-	-	-	-	-	
Interest Income	-	-	-	-	-	-	-	
Food Service (Income from meals)	-	-	-	-	-	-	-	
Text Book	-	-	-	-	-	-	-	
OTHER	-	-	-	(84,116)	84,116	-	-	(84,116)
TOTAL REVENUE FROM LOCAL and OTHER SOURCES	-	-	-	(2,424)	2,424	-	-	(2,424)
TOTAL REVENUE	-	-	-	15,769,038	(15,769,038)	-	-	15,769,038

ACHIEVEMENT FIRST BUSHWICK CHARTER SC
Budget / Operating Plan

2017-18

Total Revenue	-	-	-	15,769,038	(15,769,038)	-	-	15,769,038
Total Expenses	-	-	-	14,545,916	14,545,916	-	-	14,545,916
Net Income	-	-	-	1,223,122	(1,223,122)	-	-	1,223,122
Actual Student Enrollment	-	-	-			-	-	

***NOTE: Enrollment, Revenue and Expenditure Data IN the 'Total and Variance Analysis' Section is Based on LAST ACTUAL Quarter Completed**

TOTALS AND VARIANCE ANALYSIS

	Actual	Current Budget (Current Quarter)	Actual vs. Current Budget	Current Budget - TY	Actual vs. Current Budget TY	Original Budget (Current Quarter)	Actual vs. Original Budget	Original Budget -
EXPENSES								
ADMINISTRATIVE STAFF PERSONNEL COSTS								
		Quarter 0						
		No. of Positions						
Executive Management	-	-	-	1,306,356	1,306,356	-	-	1,306,356
Instructional Management	-	-	-	-	-	-	-	-
Deans, Directors & Coordinators	-	-	-	-	-	-	-	-
CFO / Director of Finance	-	-	-	-	-	-	-	-
Operation / Business Manager	-	-	-	-	-	-	-	-
Administrative Staff	-	-	-	-	-	-	-	-
TOTAL ADMINISTRATIVE STAFF	-	-	-	1,306,356	1,306,356	-	-	1,306,356
INSTRUCTIONAL PERSONNEL COSTS								
Teachers - Regular	-	-	-	5,903,800	5,903,800	-	-	5,903,800
Teachers - SPED	-	-	-	-	-	-	-	-
Substitute Teachers	-	-	-	-	-	-	-	-
Teaching Assistants	-	-	-	-	-	-	-	-
Specialty Teachers	-	-	-	-	-	-	-	-
Aides	-	-	-	-	-	-	-	-
Therapists & Counselors	-	-	-	-	-	-	-	-
Other	-	-	-	1,047,692	1,047,692	-	-	1,047,692
TOTAL INSTRUCTIONAL	-	-	-	6,951,492	6,951,492	-	-	6,951,492
NON-INSTRUCTIONAL PERSONNEL COSTS								
Nurse	-	-	-	-	-	-	-	-
Librarian	-	-	-	-	-	-	-	-
Custodian	-	-	-	-	-	-	-	-
Security	-	-	-	-	-	-	-	-
Other	-	-	-	1,090,772	1,090,772	-	-	1,090,772
TOTAL NON-INSTRUCTIONAL	-	-	-	1,090,772	1,090,772	-	-	1,090,772
SUBTOTAL PERSONNEL SERVICE COSTS	-	-	-	9,348,620	9,348,620	-	-	9,348,620
PAYROLL TAXES AND BENEFITS								
Payroll Taxes	-	-	-	27,324	27,324	-	-	27,324
Fringe / Employee Benefits	-	-	-	1,004,020	1,004,020	-	-	1,004,020
Retirement / Pension	-	-	-	-	-	-	-	-
TOTAL PAYROLL TAXES AND BENEFITS	-	-	-	1,031,344	1,031,344	-	-	1,031,344
TOTAL PERSONNEL SERVICE COSTS	-	-	-	10,379,964	10,379,964	-	-	10,379,964

ACHIEVEMENT FIRST BUSHWICK CHARTER SC
Budget / Operating Plan

2017-18

Total Revenue	-	-	-	15,769,038	(15,769,038)	-	-	15,769,038
Total Expenses	-	-	-	14,545,916	14,545,916	-	-	14,545,916
Net Income	-	-	-	1,223,122	(1,223,122)	-	-	1,223,122
Actual Student Enrollment	-	-	-			-	-	

TOTALS AND VARIANCE ANALYSIS

***NOTE: Enrollment, Revenue and Expenditure Data IN the 'Total and Variance Analysis' Section is Based on LAST ACTUAL Quarter Completed**

	Actual	Current Budget (Current Quarter)	Actual vs. Current Budget	Current Budget - TY	Actual vs. Current Budget TY	Original Budget (Current Quarter)	Actual vs. Original Budget	Original Budget -
CONTRACTED SERVICES								
Accounting / Audit	-	-	-	21,336	21,336	-	-	21,336
Legal	-	-	-	16,000	16,000	-	-	16,000
Management Company Fee	-	-	-	-	-	-	-	
Nurse Services	-	-	-	-	-	-	-	
Food Service / School Lunch	-	-	-	-	-	-	-	
Payroll Services	-	-	-	21,624	21,624	-	-	21,624
Special Ed Services	-	-	-	-	-	-	-	
Titlement Services (i.e. Title I)	-	-	-	-	-	-	-	
Other Purchased / Professional / Consulting	-	-	-	113,452	113,452	-	-	113,452
TOTAL CONTRACTED SERVICES	-	-	-	172,412	172,412	-	-	172,412

ACHIEVEMENT FIRST BUSHWICK CHARTER SCHOOL
Budget / Operating Plan

2017-18

Total Revenue	-	-	-	15,769,038	(15,769,038)	-	-	15,769,038
Total Expenses	-	-	-	14,545,916	14,545,916	-	-	14,545,916
Net Income	-	-	-	1,223,122	(1,223,122)	-	-	1,223,122
Actual Student Enrollment	-	-	-			-	-	

***NOTE: Enrollment, Revenue and Expenditure Data IN the 'Total and Variance Analysis' Section is Based on LAST ACTUAL Quarter Completed**

TOTALS AND VARIANCE ANALYSIS

	Actual	Current Budget (Current Quarter)	Actual vs. Current Budget	Current Budget - TY	Actual vs. Current Budget TY	Original Budget (Current Quarter)	Actual vs. Original Budget	Original Budget -
SCHOOL OPERATIONS								
Board Expenses	-	-	-	-	-	-	-	-
Classroom / Teaching Supplies & Materials	-	-	-	92,980	92,980	-	-	92,980
Special Ed Supplies & Materials	-	-	-	-	-	-	-	-
Textbooks / Workbooks	-	-	-	471,688	471,688	-	-	471,688
Supplies & Materials other	-	-	-	116,652	116,652	-	-	116,652
Equipment / Furniture	-	-	-	11,720	11,720	-	-	11,720
Telephone	-	-	-	27,524	27,524	-	-	27,524
Technology	-	-	-	780,904	780,904	-	-	780,904
Student Testing & Assessment	-	-	-	-	-	-	-	-
Field Trips	-	-	-	76,344	76,344	-	-	76,344
Transportation (student)	-	-	-	-	-	-	-	-
Student Services - other	-	-	-	1,640,776	1,640,776	-	-	1,640,776
Office Expense	-	-	-	157,672	157,672	-	-	157,672
Staff Development	-	-	-	144,456	144,456	-	-	144,456
Staff Recruitment	-	-	-	32,692	32,692	-	-	32,692
Student Recruitment / Marketing	-	-	-	-	-	-	-	-
School Meals / Lunch	-	-	-	-	-	-	-	-
Travel (Staff)	-	-	-	1,792	1,792	-	-	1,792
Fundraising	-	-	-	-	-	-	-	-
Other	-	-	-	175,440	175,440	-	-	175,440
TOTAL SCHOOL OPERATIONS	-	-	-	3,730,640	3,730,640	-	-	3,730,640
FACILITY OPERATION & MAINTENANCE								
Insurance	-	-	-	56,400	56,400	-	-	56,400
Janitorial	-	-	-	-	-	-	-	-
Building and Land Rent / Lease / Facility Finance Interest	-	-	-	62,000	62,000	-	-	62,000
Repairs & Maintenance	-	-	-	15,000	15,000	-	-	15,000
Equipment / Furniture	-	-	-	129,500	129,500	-	-	129,500
Security	-	-	-	-	-	-	-	-
Utilities	-	-	-	-	-	-	-	-
TOTAL FACILITY OPERATION & MAINTENANCE	-	-	-	262,900	262,900	-	-	262,900
DEPRECIATION & AMORTIZATION	-	-	-	-	-	-	-	-
RESERVES / CONTINGENCY	-	-	-	-	-	-	-	-
TOTAL EXPENSES	-	-	-	14,545,916	14,545,916	-	-	14,545,916

ACHIEVEMENT FIRST BUSHWICK CHARTER SC
Budget / Operating Plan

2017-18

Total Revenue	-	-	-	15,769,038	(15,769,038)	-	-	15,769,038
Total Expenses	-	-	-	14,545,916	14,545,916	-	-	14,545,916
Net Income	-	-	-	1,223,122	(1,223,122)	-	-	1,223,122
Actual Student Enrollment	-	-	-			-	-	

TOTALS AND VARIANCE ANALYSIS

*NOTE: Enrollment, Revenue and Expenditure Data IN the 'Total and Variance Analysis' Section is Based on LAST ACTUAL Quarter Completed		Current	Actual		Actual	Original	Actual	
		Budget	vs.	Current	vs.	Budget	vs.	Original
	Actual	(Current	Current	Budget - TY	Current	(Current	Original	Budget -
		Quarter)	Budget		Budget TY	Quarter)	Budget	
NET INCOME	-	-	-	1,223,122	(1,223,122)	-	-	1,223,122

ACHIEVEMENT FIRST: BUSHWICK CHARTER SCHOOL
Budget / Operating Plan
2017-18

Total Revenue	-	-	-	15,769,038	(15,769,038)	-	-	15,769,038
Total Expenses	-	-	-	14,545,916	14,545,916	-	-	14,545,916
Net Income	-	-	-	1,223,122	(1,223,122)	-	-	1,223,122
Actual Student Enrollment	-	-	-			-	-	

	TOTALS AND VARIANCE ANALYSIS							
	TOTALS AND VARIANCE ANALYSIS							
*NOTE: Enrollment, Revenue and Expenditure Data IN the 'Total and Variance Analysis' Section is Based on LAST ACTUAL Quarter Completed				Current Budget (Current Quarter)	Actual vs. Current Budget			Current Budget - TY
	Actual					Actual	Original Budget (Current Quarter)	Actual vs. Original Budget

ENROLLMENT - *School Districts Are Linked To Above Entries*	* Enrollment Data Based on Last Actual Quarter Completed							
NYC CHANCELLOR'S OFFICE	-	-	-			-	-	
-	-	-	-			-	-	
-	-	-	-			-	-	
-	-	-	-			-	-	
-	-	-	-			-	-	
-	-	-	-			-	-	
-	-	-	-			-	-	
-	-	-	-			-	-	
-	-	-	-			-	-	
-	-	-	-			-	-	
-	-	-	-			-	-	
-	-	-	-			-	-	
-	-	-	-			-	-	
-	-	-	-			-	-	
-	-	-	-			-	-	
-	-	-	-			-	-	
-	-	-	-			-	-	
-	-	-	-			-	-	
-	-	-	-			-	-	
-	-	-	-			-	-	
-	-	-	-			-	-	
-	-	-	-			-	-	
-	-	-	-			-	-	
-	-	-	-			-	-	
-	-	-	-			-	-	
-	-	-	-			-	-	
-	-	-	-			-	-	
-	-	-	-			-	-	
-	-	-	-			-	-	
-	-	-	-			-	-	
-	-	-	-			-	-	
-	-	-	-			-	-	
-	-	-	-			-	-	
-	-	-	-			-	-	
-	-	-	-			-	-	
-	-	-	-			-	-	
-	-	-	-			-	-	
-	-	-	-			-	-	
-	-	-	-			-	-	
-	-	-	-			-	-	
-	-	-	-			-	-	
-	-	-	-			-	-	
-	-	-	-			-	-	
-	-	-	-			-	-	
-	-	-	-			-	-	
-	-	-	-			-	-	
-	-	-	-			-	-	
-	-	-	-			-	-	
-	-	-	-			-	-	
-	-	-	-			-	-	
-	-	-	-			-	-	
-	-	-	-			-	-	
-	-	-	-			-	-	
-	-	-	-			-	-	
-	-	-	-			-	-	
-	-	-	-			-	-	
-	-	-	-			-	-	
-	-	-	-			-	-	
-	-	-	-			-	-	
-	-	-	-			-	-	
-	-	-	-			-	-	
-	-	-	-			-	-	
-	-	-	-			-	-	
-	-	-	-			-	-	
-	-	-	-			-	-	
-	-	-	-			-	-	
-	-	-	-			-	-	
-	-	-	-			-	-	
-	-	-	-			-	-	
-	-	-	-			-	-	
-	-	-	-			-	-	
-	-	-	-			-	-	
-	-	-	-			-	-	
-	-	-	-			-	-	
-	-	-	-			-	-	
-	-	-	-			-	-	
-	-	-	-			-	-	
-	-	-	-			-	-	
-	-	-	-			-	-	
-	-	-	-			-	-	
-	-	-	-			-	-	
-	-	-	-			-	-	
-	-	-	-			-	-	
-	-	-	-			-	-	
-	-	-	-			-	-	
-	-	-	-			-	-	
-	-	-	-			-	-	
-	-	-	-			-	-	
-	-	-	-			-	-	
-	-	-	-			-	-	
-	-	-	-			-	-	
-	-	-	-			-	-	
-	-	-	-			-	-	
-	-	-	-			-	-	
-	-	-	-			-	-	
-	-	-	-			-	-	
-	-	-	-			-	-	
-	-	-	-			-	-	
-	-	-	-			-	-	
-	-	-	-			-	-	
-	-	-	-			-	-	
-	-	-	-			-	-	
-	-	-	-			-	-	
-	-	-	-			-	-	
-	-	-	-			-	-	
-	-	-	-			-	-	
-	-	-	-			-	-	
-	-	-	-			-	-	
-	-	-	-			-	-	
-	-	-	-			-	-	
-	-	-	-			-	-	
-	-	-	-			-	-	
-	-	-	-			-	-	
-	-	-	-			-	-	
-	-	-	-			-	-	
-	-	-	-			-	-	
-	-	-	-			-	-	
-	-	-	-			-	-	
-	-	-	-			-	-	
-	-	-	-			-	-	
-	-	-	-			-	-	
-	-	-	-			-	-	
-	-	-	-			-	-	
-	-	-	-			-	-	
-	-	-	-			-	-	
-	-	-	-			-	-	
-	-	-	-			-	-	
-	-	-	-			-	-	
-	-	-	-			-	-	
-	-	-	-			-	-	
-	-	-	-			-	-	</

Total Revenue		(15,769,038)	-	-
Total Expenses		14,545,916	-	-
Net Income		(1,223,122)	-	-
Actual Student Enrollment			-	-
<p>*NOTE: Enrollment, Revenue and Expenditure Data IN the 'Total and Variance Analysis' Section is Based on LAST ACTUAL Quarter Completed</p>		<p>Actual vs. Original Budget TY</p>	<p>PY Actual (PY TY / No. of COMPLETED Actual CY</p>	<p>Actual CY vs. Actual PY</p>
REVENUE				
REVENUES FROM STATE SOURCES				
Per Pupil Revenue	CY Per Pupil Rate			
NYC CHANCELLOR'S OFFICE	14,527	(12,500,502)	-	-
-	-	-	-	-
-	-	-	-	-
-	-	-	-	-
-	-	-	-	-
-	-	-	-	-
-	-	-	-	-
-	-	-	-	-
-	-	-	-	-
-	-	-	-	-
-	-	-	-	-
-	-	-	-	-
-	-	-	-	-
-	-	-	-	-
-	-	-	-	-
-	-	-	-	-
ALL OTHER School Districts: (Count = 0)	-	-	-	-
TOTAL Per Pupil Revenue (Weighted Average Per Pupil Funding)	14,527	(12,580,382)	-	-
Special Education Revenue		(2,155,164)	-	-
Grants				
Stimulus		-	-	-
DYCD (Department of Youth and Community Development)		(273,000)	-	-
Other		-	-	-
NYC DoE Rental Assistance		-	-	-
Other		-	-	-
TOTAL REVENUE FROM STATE SOURCES		(15,008,546)	-	-
REVENUE FROM FEDERAL FUNDING				
IDEA Special Needs		-	-	-
Title I		(520,060)	-	-
Title Funding - Other		(12,856)	-	-
School Food Service (Free Lunch)		(230,000)	-	-
Grants				
Charter School Program (CSP) Planning & Implementation		-	-	-
Other		-	-	-

Total Revenue	(15,769,038)	-	-
Total Expenses	14,545,916	-	-
Net Income	(1,223,122)	-	-
Actual Student Enrollment		-	-
<p>*NOTE: Enrollment, Revenue and Expenditure Data IN the 'Total and Variance Analysis' Section is Based on LAST ACTUAL Quarter Completed</p>			
	Actual vs. Original Budget TY	PY Actual (PY TY / No. of COMPLETED Actual CY	Actual CY vs. Actual PY
Other	-	-	-
TOTAL REVENUE FROM FEDERAL SOURCES	(762,916)	-	-
LOCAL and OTHER REVENUE			
Contributions and Donations	-	-	-
Fundraising	-	-	-
Erate Reimbursement	(81,692)	-	-
Earnings on Investments	-	-	-
Interest Income	-	-	-
Food Service (Income from meals)	-	-	-
Text Book	-	-	-
OTHER	84,116	-	-
TOTAL REVENUE FROM LOCAL and OTHER SOURCES	2,424	-	-
TOTAL REVENUE	(15,769,038)	-	-

Total Revenue	(15,769,038)	-	-
Total Expenses	14,545,916	-	-
Net Income	(1,223,122)	-	-
Actual Student Enrollment		-	-
<p>*NOTE: Enrollment, Revenue and Expenditure Data IN the 'Total and Variance Analysis' Section is Based on LAST ACTUAL Quarter Completed</p>			
	Actual vs. Original Budget TY	PY Actual (PY TY / No. of COMPLETED Actual CY	Actual CY vs. Actual PY

EXPENSES	Quarter 0 No. of Positions			
ADMINISTRATIVE STAFF PERSONNEL COSTS				
Executive Management	-	1,306,356	-	-
Instructional Management	-	-	-	-
Deans, Directors & Coordinators	-	-	-	-
CFO / Director of Finance	-	-	-	-
Operation / Business Manager	-	-	-	-
Administrative Staff	-	-	-	-
TOTAL ADMINISTRATIVE STAFF	-	1,306,356	-	-
INSTRUCTIONAL PERSONNEL COSTS				
Teachers - Regular	-	5,903,800	-	-
Teachers - SPED	-	-	-	-
Substitute Teachers	-	-	-	-
Teaching Assistants	-	-	-	-
Specialty Teachers	-	-	-	-
Aides	-	-	-	-
Therapists & Counselors	-	-	-	-
Other	-	<u>1,047,692</u>	-	-
TOTAL INSTRUCTIONAL	-	6,951,492	-	-
NON-INSTRUCTIONAL PERSONNEL COSTS				
Nurse	-	-	-	-
Librarian	-	-	-	-
Custodian	-	-	-	-
Security	-	-	-	-
Other	-	<u>1,090,772</u>	-	-
TOTAL NON-INSTRUCTIONAL	-	1,090,772	-	-
SUBTOTAL PERSONNEL SERVICE COSTS	-	9,348,620	-	-
PAYROLL TAXES AND BENEFITS				
Payroll Taxes		27,324	-	-
Fringe / Employee Benefits		1,004,020	-	-
Retirement / Pension		-	-	-
TOTAL PAYROLL TAXES AND BENEFITS		1,031,344	-	-
TOTAL PERSONNEL SERVICE COSTS	-	10,379,964	-	-

Total Revenue	(15,769,038)	-	-
Total Expenses	14,545,916	-	-
Net Income	(1,223,122)	-	-
Actual Student Enrollment		-	-
<p>*NOTE: Enrollment, Revenue and Expenditure Data IN the 'Total and Variance Analysis' Section is Based on LAST ACTUAL Quarter Completed</p>			
	Actual OL vs. Original Budget TY	PY Actual (PY TY / No. of COMPLETED Actual CY	Actual CY vs. Actual PY
CONTRACTED SERVICES			
Accounting / Audit	21,336	-	-
Legal	16,000	-	-
Management Company Fee	-	-	-
Nurse Services	-	-	-
Food Service / School Lunch	-	-	-
Payroll Services	21,624	-	-
Special Ed Services	-	-	-
Titlement Services (i.e. Title I)	-	-	-
Other Purchased / Professional / Consulting	113,452	-	-
TOTAL CONTRACTED SERVICES	172,412	-	-

Total Revenue	(15,769,038)	-	-
Total Expenses	14,545,916	-	-
Net Income	(1,223,122)	-	-
Actual Student Enrollment		-	-
<p>*NOTE: Enrollment, Revenue and Expenditure Data IN the 'Total and Variance Analysis' Section is Based on LAST ACTUAL Quarter Completed</p>			
	Actual vs. Original Budget TY	PY Actual (PY TY / No. of COMPLETED Actual CY	Actual CY vs. Actual PY
SCHOOL OPERATIONS			
Board Expenses	-	-	-
Classroom / Teaching Supplies & Materials	92,980	-	-
Special Ed Supplies & Materials	-	-	-
Textbooks / Workbooks	471,688	-	-
Supplies & Materials other	116,652	-	-
Equipment / Furniture	11,720	-	-
Telephone	27,524	-	-
Technology	780,904	-	-
Student Testing & Assessment	-	-	-
Field Trips	76,344	-	-
Transportation (student)	-	-	-
Student Services - other	1,640,776	-	-
Office Expense	157,672	-	-
Staff Development	144,456	-	-
Staff Recruitment	32,692	-	-
Student Recruitment / Marketing	-	-	-
School Meals / Lunch	-	-	-
Travel (Staff)	1,792	-	-
Fundraising	-	-	-
Other	175,440	-	-
TOTAL SCHOOL OPERATIONS	3,730,640	-	-
FACILITY OPERATION & MAINTENANCE			
Insurance	56,400	-	-
Janitorial	-	-	-
Building and Land Rent / Lease / Facility Finance Interest	62,000	-	-
Repairs & Maintenance	15,000	-	-
Equipment / Furniture	129,500	-	-
Security	-	-	-
Utilities	-	-	-
TOTAL FACILITY OPERATION & MAINTENANCE	262,900	-	-
DEPRECIATION & AMORTIZATION	-	-	-
RESERVES / CONTINGENCY	-	-	-
TOTAL EXPENSES	14,545,916	-	-

OL
OL

Total Revenue	(15,769,038)	-	-
Total Expenses	14,545,916	-	-
Net Income	(1,223,122)	-	-
Actual Student Enrollment		-	
<p style="text-align: center;">*NOTE: Enrollment, Revenue and Expenditure Data IN the 'Total and Variance Analysis' Section is Based on LAST ACTUAL Quarter Completed</p>			
	Actual vs. Original Budget TY	PY Actual (PY TY / No. of COMPLETED Actual CY	Actual CY vs. Actual PY
NET INCOME	(1,223,122)	-	-

Total Revenue	(15,769,038)	-	-
Total Expenses	14,545,916	-	-
Net Income	(1,223,122)	-	-
Actual Student Enrollment		-	

<p>*NOTE: Enrollment, Revenue and Expenditure Data IN the 'Total and Variance Analysis' Section is Based on LAST ACTUAL Quarter Completed</p>	<p>Actual vs. Original Budget TY</p>	<p>PY Actual (PY TY / No. of COMPLETED Actual CY</p>	<p>Actual CY vs. Actual PY</p>
--	---	---	---------------------------------------

ENROLLMENT - *School Districts Are Linked To Above Entries*			
NYC CHANCELLOR'S OFFICE		-	-
-		-	-
-		-	-
-		-	-
-		-	-
-		-	-
-		-	-
-		-	-
-		-	-
-		-	-
-		-	-
-		-	-
-		-	-
-		-	-
-		-	-
-		-	-
-		-	-
-		-	-
-		-	-
ALL OTHER School Districts: (Count = 0)		-	-
TOTAL ENROLLMENT		-	-
REVENUE PER PUPIL		-	-
EXPENSES PER PUPIL		-	-



Annual Report Requirement
for SUNY Authorized Charter Schools
ACHIEVEMENT FIRST BUSHWICK CHARTER SCHOOL
2017-18

Administrative
expenditures per pupil:

\$0.00

Per NYS Statute

Administrative expenditures per pupil: the sum of all general administration salaries and other general administration expenditures divided by the total number of enrolled students. Employee benefit costs or expenditures should not be reported here.

***NOTE: THIS TAB ONLY NEEDS TO BE COMPLETED FOR Q4**

Disclosure of Financial Interest by a Current or Proposed Charter School Education Corporation Trustee

Trustee Name:

Adrienne Loiseau

Name of Charter School Education Corporation (for an unmerged school, this is the Charter School Name):

Achievement First Brooklyn Charter Schools

1. List all positions held on the education corporation board (e.g., president, treasurer, parent representative). Parent rep

2. Is the trustee an employee of any school operated by the Education Corporation?
 Yes No

If Yes, for each school, please provide a description of the position(s) you hold, your responsibilities, your salary and your start date.

3. Is the trustee an employee or agent of the management company or institutional partner of the charter school(s) governed by the Education Corporation?
 Yes No

If Yes, for each school, please provide a description of the position(s) you hold, your responsibilities, your salary and your start date.

4. Identify each interest/transaction (and provide the requested information) that you or any of your immediate family members or any persons who live with you in your house have held or engaged in with the charter school(s) governed by the Education Corporation during the time you have served on the board, and in the six-month period prior to such service. If there has been no such financial interest or transaction, write **None**. Please note that if you answered **Yes** to Questions 2-4 above, you need not disclose again your employment status, salary, etc.

Date(s)	Nature of Financial Interest/Transaction	Steps taken to avoid a conflict of interest, (e.g., did not vote, did not participate in discussion)	Name of person holding interest or engaging in transaction and relationship to yourself

Please write "None" if applicable. Do not leave this space blank.

NONE

5. Identify each individual, business, corporation, union association, firm, partnership, committee proprietorship, franchise holding company, joint stock company, business or real estate trust, non-profit organization, or other organization or group of people doing business with the school(s) governed by the Education Corporation **and** in which such entity, during the time of your tenure as a trustee, you and/or your immediate family member(s) or person(s) living in your house had a financial interest or other relationship. If you are a member, director, officer or employee of an organization formally partnered with the school(s) that is/are doing business with the school(s) through a management or services agreement, please identify only the name of the organization, your position in the organization, and the relationship between such organization and the school(s). If there was no financial interest, write **None**.

Organization conducting business with the school(s)	Nature of business conducted	Approximate value of the business conducted	Name of Trustee and/or immediate family member of household holding an interest in the organization conducting business with the school(s) and the nature of the interest	Steps Taken to Avoid Conflict of Interest
<p><i>Please write "None" if applicable. Do not leave this space blank.</i></p> <p>NONE</p>				

AL 8/1/17
 Signature Date

Please note that this document is considered a public record and as such, may be made available to members of the public upon request under the Freedom of Information Law. Personal contact information provided below will be redacted.

Business Telephone: [REDACTED]
Business Address: [REDACTED]
E-mail Address: [REDACTED]
Home Telephone: [REDACTED]
Home Address: [REDACTED]

Disclosure of Financial Interest by a Current or Proposed Charter School Education Corporation Trustee

Trustee Name:

Ambrose Wooden

Name of Charter School Education Corporation (for an unmerged school, this is the Charter School Name):

Achievement First Brooklyn Charter Schools

1. List all positions held on the education corporation board (e.g., president, treasurer, parent representative).

2. Is the trustee an employee of any school operated by the Education Corporation?
 Yes No

If **Yes**, for each school, please provide a description of the position(s) you hold, your responsibilities, your salary and your start date.

3. Is the trustee an employee or agent of the management company or institutional partner of the charter school(s) governed by the Education Corporation?
 Yes No

If **Yes**, for each school, please provide a description of the position(s) you hold, your responsibilities, your salary and your start date.

4. Identify each interest/transaction (and provide the requested information) that you or any of your immediate family members or any persons who live with you in your house have held or engaged in with the charter school(s) governed by the Education Corporation during the time you have served on the board, and in the six-month period prior to such service. If there has been no such financial interest or transaction, write **None**. Please note that if you answered **Yes** to Questions 2-4 above, you need not disclose again your employment status, salary, etc.

Date(s)	Nature of Financial Interest/Transaction	Steps taken to avoid a conflict of interest, (e.g., did not vote, did not participate in discussion)	Name of person holding interest or engaging in transaction and relationship to yourself

Please write "None" if applicable. Do not leave this space blank.

NONE

5. Identify each individual, business, corporation, union association, firm, partnership, committee proprietorship, franchise holding company, joint stock company, business or real estate trust, non-profit organization, or other organization or group of people doing business with the school(s) governed by the Education Corporation **and** in which such entity, during the time of your tenure as a trustee, you and/or your immediate family member(s) or person(s) living in your house had a financial interest or other relationship. If you are a member, director, officer or employee of an organization formally partnered with the school(s) that is/are doing business with the school(s) through a management or services agreement, please identify only the name of the organization, your position in the organization, and the relationship between such organization and the school(s). If there was no financial interest, write **None**.

Organization conducting business with the school(s)	Nature of business conducted	Approximate value of the business conducted	Name of Trustee and/or immediate family member of household holding an interest in the organization conducting business with the school(s) and the nature of the interest	Steps Taken to Avoid Conflict of Interest
<p>Please write "None" if applicable. Do not leave this space blank.</p> <p style="font-size: 2em;">NONE</p>				

AW Signature 8/1/17 Date

Please note that this document is considered a public record and as such, may be made available to members of the public upon request under the Freedom of Information Law. Personal contact information provided below will be redacted.

Business Telephone: [REDACTED]

Business Address: [REDACTED]

E-mail Address: [REDACTED]

Home Telephone: [REDACTED]

Home Address: [REDACTED]

Disclosure of Financial Interest by a Current or Proposed Charter School Education Corporation Trustee

Trustee Name:

Amy Arthur Samuels

Name of Charter School Education Corporation (for an unmerged school, this is the Charter School Name):

Achievement First Brooklyn Charter Schools

1. List all positions held on the education corporation board (e.g., president, treasurer, parent representative).

2. Is the trustee an employee of any school operated by the Education Corporation?
 Yes No

If **Yes**, for each school, please provide a description of the position(s) you hold, your responsibilities, your salary and your start date.

3. Is the trustee an employee or agent of the management company or institutional partner of the charter school(s) governed by the Education Corporation?
 Yes No

If **Yes**, for each school, please provide a description of the position(s) you hold, your responsibilities, your salary and your start date.

4. Identify each interest/transaction (and provide the requested information) that you or any of your immediate family members or any persons who live with you in your house have held or engaged in with the charter school(s) governed by the Education Corporation during the time you have served on the board, and in the six-month period prior to such service. If there has been no such financial interest or transaction, write **None**. Please note that if you answered **Yes** to Questions 2-4 above, you need not disclose again your employment status, salary, etc.

Date(s)	Nature of Financial Interest/Transaction	Steps taken to avoid a conflict of interest, (e.g., did not vote, did not participate in discussion)	Name of person holding interest or engaging in transaction and relationship to yourself

Please write "None" if applicable. Do not leave this space blank.

NONE

5. Identify each individual, business, corporation, union association, firm, partnership, committee proprietorship, franchise holding company, joint stock company, business or real estate trust, non-profit organization, or other organization or group of people doing business with the school(s) governed by the Education Corporation **and** in which such entity, during the time of your tenure as a trustee, you and/or your immediate family member(s) or person(s) living in your house had a financial interest or other relationship. If you are a member, director, officer or employee of an organization formally partnered with the school(s) that is/are doing business with the school(s) through a management or services agreement, please identify only the name of the organization, your position in the organization, and the relationship between such organization and the school(s). If there was no financial interest, write **None**.

Organization conducting business with the school(s)	Nature of business conducted	Approximate value of the business conducted	Name of Trustee and/or immediate family member of household holding an interest in the organization conducting business with the school(s) and the nature of the interest	Steps Taken to Avoid Conflict of Interest
<p>Please write "None" if applicable. Do not leave this space blank.</p> <p>NONE</p>				

AS _____ 8/1/17
 Signature Date

Please note that this document is considered a public record and as such, may be made available to members of the public upon request under the Freedom of Information Law. Personal contact information provided below will be redacted.

Business Telephone: [REDACTED]
 Business Address: [REDACTED]
 E-mail Address: [REDACTED]
 Home Telephone: [REDACTED]
 Home Address: [REDACTED]

Disclosure of Financial Interest by a Current or Proposed Charter School Education Corporation Trustee

Trustee Name:

Andy Hubbard

Name of Charter School Education Corporation (for an unmerged school, this is the Charter School Name):

ACHIEVEMENT FIRST BROOKLYN CHARTER SCHOOLS

1. List all positions held on the education corporation board (e.g., president, treasurer, parent representative).

Secretary

2. Is the trustee an employee of any school operated by the Education Corporation?
 Yes No

If **Yes**, for each school, please provide a description of the position(s) you hold, your responsibilities, your salary and your start date.

3. Is the trustee an employee or agent of the management company or institutional partner of the charter school(s) governed by the Education Corporation?
 Yes No

If **Yes**, for each school, please provide a description of the position(s) you hold, your responsibilities, your salary and your start date.

4. Identify each interest/transaction (and provide the requested information) that you or any of your immediate family members or any persons who live with you in your house have held or engaged in with the charter school(s) governed by the Education Corporation during the time you have served on the board, and in the six-month period prior to such service. If there has been no such financial interest or transaction, write **None**. Please note that if you answered **Yes** to Questions 2-4 above, you need not disclose again your employment status, salary, etc.

Date(s)	Nature of Financial Interest/Transaction	Steps taken to avoid a conflict of interest, (e.g., did not vote, did not participate in discussion)	Name of person holding interest or engaging in transaction and relationship to yourself

Please write "None" if applicable. Do not leave this space blank.

NONE

5. Identify each individual, business, corporation, union association, firm, partnership, committee proprietorship, franchise holding company, joint stock company, business or real estate trust, non-profit organization, or other organization or group of people doing business with the school(s) governed by the Education Corporation **and** in which such entity, during the time of your tenure as a trustee, you and/or your immediate family member(s) or person(s) living in your house had a financial interest or other relationship. If you are a member, director, officer or employee of an organization formally partnered with the school(s) that is/are doing business with the school(s) through a management or services agreement, please identify only the name of the organization, your position in the organization, and the relationship between such organization and the school(s). If there was no financial interest, write **None**.

Organization conducting business with the school(s)	Nature of business conducted	Approximate value of the business conducted	Name of Trustee and/or immediate family member of household holding an interest in the organization conducting business with the school(s) and the nature of the interest	Steps Taken to Avoid Conflict of Interest
<p>Please write "None" if applicable. Do not leave this space blank.</p> <p>NONE</p>				

AH _____ 8/11/17 _____
 Signature Date

Please note that this document is considered a public record and as such, may be made available to members of the public upon request under the Freedom of Information Law. Personal contact information provided below will be redacted.

Business Telephone: _____
 Business Address: _____
 E-mail Address: _____
 Home Telephone: _____
 Home Address: _____

Disclosure of Financial Interest by a Current or Proposed Charter School Education Corporation Trustee

Trustee Name:

Angela Tucker

Name of Charter School Education Corporation (for an unmerged school, this is the Charter School Name):

Achievement First Brooklyn Charter Schools

1. List all positions held on the education corporation board (e.g., president, treasurer, parent representative).

Parent rep

2. Is the trustee an employee of any school operated by the Education Corporation?
 Yes No

If **Yes**, for each school, please provide a description of the position(s) you hold, your responsibilities, your salary and your start date.

3. Is the trustee an employee or agent of the management company or institutional partner of the charter school(s) governed by the Education Corporation?

Yes No

If **Yes**, for each school, please provide a description of the position(s) you hold, your responsibilities, your salary and your start date.

4. Identify each interest/transaction (and provide the requested information) that you or any of your immediate family members or any persons who live with you in your house have held or engaged in with the charter school(s) governed by the Education Corporation during the time you have served on the board, and in the six-month period prior to such service. If there has been no such financial interest or transaction, write **None**. Please note that if you answered **Yes** to Questions 2-4 above, you need not disclose again your employment status, salary, etc.

Date(s)	Nature of Financial Interest/Transaction	Steps taken to avoid a conflict of interest, (e.g., did not vote, did not participate in discussion)	Name of person holding interest or engaging in transaction and relationship to yourself

Please write "None" if applicable. Do not leave this space blank.

NONE

5. Identify each individual, business, corporation, union association, firm, partnership, committee proprietorship, franchise holding company, joint stock company, business or real estate trust, non-profit organization, or other organization or group of people doing business with the school(s) governed by the Education Corporation **and** in which such entity, during the time of your tenure as a trustee, you and/or your immediate family member(s) or person(s) living in your house had a financial interest or other relationship. If you are a member, director, officer or employee of an organization formally partnered with the school(s) that is/are doing business with the school(s) through a management or services agreement, please identify only the name of the organization, your position in the organization, and the relationship between such organization and the school(s). If there was no financial interest, write None.

Organization conducting business with the school(s)	Nature of business conducted	Approximate value of the business conducted	Name of Trustee and/or immediate family member of household holding an interest in the organization conducting business with the school(s) and the nature of the interest	Steps Taken to Avoid Conflict of Interest
<p>Please write "None" if applicable. Do not leave this space blank.</p> <p>NONE</p>				

AT _____ 8/11/17 _____
 Signature Date

Please note that this document is considered a public record and as such, may be made available to members of the public upon request under the Freedom of Information Law. Personal contact information provided below will be redacted.

Business Telephone: [REDACTED]

Business Address: [REDACTED]

E-mail Address: [REDACTED]

Home Telephone: [REDACTED]

Home Address: [REDACTED]

Disclosure of Financial Interest by a Current or Proposed Charter School Education Corporation Trustee

Trustee Name:

Daniel Russell

Name of Charter School Education Corporation (for an unmerged school, this is the Charter School Name):

Achievement First Brooklyn Charter Schools

1. List all positions held on the education corporation board (e.g., president, treasurer, parent representative).

2. Is the trustee ~~an~~ employee of any school operated by the Education Corporation?
 Yes No

If **Yes**, for each school, please provide a description of the position(s) you hold, your responsibilities, your salary and your start date.

3. Is the trustee an employee or agent of the management company or institutional partner of the charter school(s) governed by the Education Corporation?
 Yes No

If **Yes**, for each school, please provide a description of the position(s) you hold, your responsibilities, your salary and your start date.

4. Identify each interest/transaction (and provide the requested information) that you or any of your immediate family members or any persons who live with you in your house have held or engaged in with the charter school(s) governed by the Education Corporation during the time you have served on the board, and in the six-month period prior to such service. If there has been no such financial interest or transaction, write **None**. Please note that if you answered **Yes** to Questions 2-4 above, you need not disclose again your employment status, salary, etc.

Date(s)	Nature of Financial Interest/Transaction	Steps taken to avoid a conflict of interest, (e.g., did not vote, did not participate in discussion)	Name of person holding interest or engaging in transaction and relationship to yourself

Disclosure of Financial Interest by a Current or Proposed Charter School Education Corporation Trustee

Trustee Name:

Deborah Shanley

Name of Charter School Education Corporation (for an unmerged school, this is the Charter School Name):

Achievement First Brooklyn Charter Schools

1. List all positions held on the education corporation board (e.g., president, treasurer, parent representative).

Chair

2. Is the trustee an employee of any school operated by the Education Corporation?
 Yes No

If **Yes**, for each school, please provide a description of the position(s) you hold, your responsibilities, your salary and your start date.

3. Is the trustee an employee or agent of the management company or institutional partner of the charter school(s) governed by the Education Corporation?

Yes No

If **Yes**, for each school, please provide a description of the position(s) you hold, your responsibilities, your salary and your start date.

4. Identify each interest/transaction (and provide the requested information) that you or any of your immediate family members or any persons who live with you in your house have held or engaged in with the charter school(s) governed by the Education Corporation during the time you have served on the board, and in the six-month period prior to such service. If there has been no such financial interest or transaction, write **None**. Please note that if you answered **Yes** to Questions 2-4 above, you need not disclose again your employment status, salary, etc.

Date(s)	Nature of Financial Interest/Transaction	Steps taken to avoid a conflict of interest, (e.g., did not vote, did not participate in discussion)	Name of person holding interest or engaging in transaction and relationship to yourself

Please write "None" if applicable. Do not leave this space blank.

NONE

5. Identify each individual, business, corporation, union association, firm, partnership, committee proprietorship, franchise holding company, joint stock company, business or real estate trust, non-profit organization, or other organization or group of people doing business with the school(s) governed by the Education Corporation **and** in which such entity, during the time of your tenure as a trustee, you and/or your immediate family member(s) or person(s) living in your house had a financial interest or other relationship. If you are a member, director, officer or employee of an organization formally partnered with the school(s) that is/are doing business with the school(s) through a management or services agreement, please identify only the name of the organization, your position in the organization, and the relationship between such organization and the school(s). If there was no financial interest, write **None**.

Organization conducting business with the school(s)	Nature of business conducted	Approximate value of the business conducted	Name of Trustee and/or immediate family member of household holding an interest in the organization conducting business with the school(s) and the nature of the interest	Steps Taken to Avoid Conflict of Interest
<p>Please write "None" if applicable. Do not leave this space blank.</p> <p>NONE</p>				

DS _____ 8/1/17
 Signature Date

Please note that this document is considered a public record and as such, may be made available to members of the public upon request under the Freedom of Information Law. Personal contact information provided below will be redacted.

Business Telephone: _____
 Business Address: _____
 E-mail Address: _____
 Home Telephone: _____
 Home Address: _____

Disclosure of Financial Interest by a Current or Proposed Charter School Education Corporation Trustee

Trustee Name:

Jon Atkeson

Name of Charter School Education Corporation (for an unmerged school, this is the Charter School Name):

Achievement First Brooklyn Charter Schools

1. List all positions held on the education corporation board (e.g., president, treasurer, parent representative).

2. Is the trustee an ~~employee~~ ^{Treasurer} of any school operated by the Education Corporation?
 Yes No

If **Yes**, for each school, please provide a description of the position(s) you hold, your responsibilities, your salary and your start date.

3. Is the trustee an ~~employee~~ or agent of the management company or institutional partner of the ~~charter~~ school(s) governed by the Education Corporation?

Yes No

If **Yes**, for each school, please provide a description of the position(s) you hold, your responsibilities, your salary and your start date.

4. Identify each interest/transaction (and provide the requested information) that you or any of your immediate family members or any persons who live with you in your house have held or engaged in with the charter school(s) governed by the Education Corporation during the time you have served on the board, and in the six-month period prior to such service. If there has been no such financial interest or transaction, write **None**. Please note that if you answered **Yes** to Questions 2-4 above, you need not disclose again your employment status, salary, etc.

Date(s)	Nature of Financial Interest/Transaction	Steps taken to avoid a conflict of interest, (e.g., did not vote, did not participate in discussion)	Name of person holding interest or engaging in transaction and relationship to yourself

Please write "None" if applicable. Do not leave this space blank.

NONE

5. Identify each individual, business, corporation, union association, firm, partnership, committee proprietorship, franchise holding company, joint stock company, business or real estate trust, non-profit organization, or other organization or group of people doing business with the school(s) governed by the Education Corporation **and** in which such entity, during the time of your tenure as a trustee, you and/or your immediate family member(s) or person(s) living in your house had a financial interest or other relationship. If you are a member, director, officer or employee of an organization formally partnered with the school(s) that is/are doing business with the school(s) through a management or services agreement, please identify only the name of the organization, your position in the organization, and the relationship between such organization and the school(s). If there was no financial interest, write **None**.

Organization conducting business with the school(s)	Nature of business conducted	Approximate value of the business conducted	Name of Trustee and/or immediate family member of household holding an interest in the organization conducting business with the school(s) and the nature of the interest	Steps Taken to Avoid Conflict of Interest
<p>Please write "None" if applicable. Do not leave this space blank.</p> <p>NONE</p>				

JA _____ 8/1/17 _____
 Signature Date

Please note that this document is considered a public record and as such, may be made available to members of the public upon request under the Freedom of Information Law. Personal contact information provided below will be redacted.

Business Telephone: _____
 Business Address: _____
 E-mail Address: _____
 Home Telephone: _____
 Home Address: _____

Disclosure of Financial Interest by a Current or Proposed Charter School Education Corporation Trustee

Trustee Name:

Judith Jenkins

Name of Charter School Education Corporation (for an unmerged school, this is the Charter School Name):

Achievement First Brooklyn Charter Schools

1. List all positions held on the education corporation board (e.g., president, treasurer, parent representative).

2. Is the trustee ~~an~~ employee of any school operated by the Education Corporation?
 Yes No

If **Yes**, for each school, please provide a description of the position(s) you hold, your responsibilities, your salary and your start date.

3. Is the trustee an employee or agent of the management company or institutional partner of the charter school(s) governed by the Education Corporation?
 Yes No

If **Yes**, for each school, please provide a description of the position(s) you hold, your responsibilities, your salary and your start date.

4. Identify each interest/transaction (and provide the requested information) that you or any of your immediate family members or any persons who live with you in your house have held or engaged in with the charter school(s) governed by the Education Corporation during the time you have served on the board, and in the six-month period prior to such service. If there has been no such financial interest or transaction, write **None**. Please note that if you answered **Yes** to Questions 2-4 above, you need not disclose again your employment status, salary, etc.

Date(s)	Nature of Financial Interest/Transaction	Steps taken to avoid a conflict of interest, (e.g., did not vote, did not participate in discussion)	Name of person holding interest or engaging in transaction and relationship to yourself

Disclosure of Financial Interest by a Current or Proposed Charter School Education Corporation Trustee

Trustee Name:

Justin Cohen

Name of Charter School Education Corporation (for an unmerged school, this is the Charter School Name):

Achievement First Brooklyn Charter Schools

1. List all positions held on the education corporation board (e.g., president, treasurer, parent representative).

2. Is the trustee an ~~an~~ employee of any school operated by the Education Corporation?
 Yes No

If **Yes**, for each school, please provide a description of the position(s) you hold, your responsibilities, your salary and your start date.

3. Is the trustee an employee or agent of the management company or institutional partner of the ~~charter~~ charter school(s) governed by the Education Corporation?
 Yes No

If **Yes**, for each school, please provide a description of the position(s) you hold, your responsibilities, your salary and your start date.

4. Identify each interest/transaction (and provide the requested information) that you or any of your immediate family members or any persons who live with you in your house have held or engaged in with the charter school(s) governed by the Education Corporation during the time you have served on the board, and in the six-month period prior to such service. If there has been no such financial interest or transaction, write **None**. Please note that if you answered **Yes** to Questions 2-4 above, you need not disclose again your employment status, salary, etc.

Date(s)	Nature of Financial Interest/Transaction	Steps taken to avoid a conflict of interest, (e.g., did not vote, did not participate in discussion)	Name of person holding interest or engaging in transaction and relationship to yourself

Disclosure of Financial Interest by a Current or Proposed Charter School Education Corporation Trustee

Trustee Name:

L. Priscilla Hall

Name of Charter School Education Corporation (for an unmerged school, this is the Charter School Name):

Achievement First Brooklyn Charter Schools

1. List all positions held on the education corporation board (e.g., president, treasurer, parent representative).

2. Is the trustee an employee of any school operated by the Education Corporation?
 Yes No

If **Yes**, for each school, please provide a description of the position(s) you hold, your responsibilities, your salary and your start date.

3. Is the trustee an employee or agent of the management company or institutional partner of the charter school(s) governed by the Education Corporation?
 Yes No

If **Yes**, for each school, please provide a description of the position(s) you hold, your responsibilities, your salary and your start date.

4. Identify each interest/transaction (and provide the requested information) that you or any of your immediate family members or any persons who live with you in your house have held or engaged in with the charter school(s) governed by the Education Corporation during the time you have served on the board, and in the six-month period prior to such service. If there has been no such financial interest or transaction, write **None**. Please note that if you answered **Yes** to Questions 2-4 above, you need not disclose again your employment status, salary, etc.

Date(s)	Nature of Financial Interest/Transaction	Steps taken to avoid a conflict of interest, (e.g., did not vote, did not participate in discussion)	Name of person holding interest or engaging in transaction and relationship to yourself

Please write "None" if applicable. Do not leave this space blank.

NONE

5. Identify each individual, business, corporation, union association, firm, partnership, committee proprietorship, franchise holding company, joint stock company, business or real estate trust, non-profit organization, or other organization or group of people doing business with the school(s) governed by the Education Corporation **and** in which such entity, during the time of your tenure as a trustee, you and/or your immediate family member(s) or person(s) living in your house had a financial interest or other relationship. If you are a member, director, officer or employee of an organization formally partnered with the school(s) that is/are doing business with the school(s) through a management or services agreement, please identify only the name of the organization, your position in the organization, and the relationship between such organization and the school(s). If there was no financial interest, write **None**.

Organization conducting business with the school(s)	Nature of business conducted	Approximate value of the business conducted	Name of Trustee and/or immediate family member of household holding an interest in the organization conducting business with the school(s) and the nature of the interest	Steps Taken to Avoid Conflict of Interest
<p>Please write "None" if applicable. Do not leave this space blank.</p> <p style="font-size: 2em;">NONE</p>				

LPH
8/11/17

Signature Date

Please note that this document is considered a public record and as such, may be made available to members of the public upon request under the Freedom of Information Law. Personal contact information provided below will be redacted.

Business Telephone: _____

Business Address: _____

E-mail Address: _____

Home Telephone: _____

Home Address: _____

Disclosure of Financial Interest by a Current or Proposed Charter School Education Corporation Trustee

Trustee Name:

Lee Gause

Name of Charter School Education Corporation (for an unmerged school, this is the Charter School Name):

Achievement First Brooklyn Charter Schools

1. List all positions held on the education corporation board (e.g., president, treasurer, parent representative).

2. Is the trustee an employee of any school operated by the Education Corporation?
 Yes No

If **Yes**, for each school, please provide a description of the position(s) you hold, your responsibilities, your salary and your start date.

3. Is the trustee an employee or agent of the management company or institutional partner of the charter school(s) governed by the Education Corporation?
 Yes No

If **Yes**, for each school, please provide a description of the position(s) you hold, your responsibilities, your salary and your start date.

4. Identify each interest/transaction (and provide the requested information) that you or any of your immediate family members or any persons who live with you in your house have held or engaged in with the charter school(s) governed by the Education Corporation during the time you have served on the board, and in the six-month period prior to such service. If there has been no such financial interest or transaction, write **None**. Please note that if you answered **Yes** to Questions 2-4 above, you need not disclose again your employment status, salary, etc.

Date(s)	Nature of Financial Interest/Transaction	Steps taken to avoid a conflict of interest, (e.g., did not vote, did not participate in discussion)	Name of person holding interest or engaging in transaction and relationship to yourself

Please write "None" if applicable. Do not leave this space blank.

5. Identify each individual, business, corporation, union association, firm, partnership, committee proprietorship, franchise holding company, joint stock company, business or real estate trust, non-profit organization, or other organization or group of people doing business with the school(s) governed by the Education Corporation **and** in which such entity, during the time of your tenure as a trustee, you and/or your immediate family member(s) or person(s) living in your house had a financial interest or other relationship. If you are a member, director, officer or employee of an organization formally partnered with the school(s) that is/are doing business with the school(s) through a management or services agreement, please identify only the name of the organization, your position in the organization, and the relationship between such organization and the school(s). If there was no financial interest, write **None**.

Organization conducting business with the school(s)	Nature of business conducted	Approximate value of the business conducted	Name of Trustee and/or immediate family member of household holding an interest in the organization conducting business with the school(s) and the nature of the interest	Steps Taken to Avoid Conflict of Interest
<p>Please write "None" if applicable. Do not leave this space blank.</p> <p style="text-align: center;">None</p>				

CG
8/11/17

 Signature Date

Please note that this document is considered a public record and as such, may be made available to members of the public upon request under the Freedom of Information Law. Personal contact information provided below will be redacted.

Business Telephone: _____
Business Address: _____
E-mail Address: _____
Home Telephone: _____
Home Address: _____

Disclosure of Financial Interest by a Current or Proposed Charter School Education Corporation Trustee

Trustee Name:

Lee Gelernt

Name of Charter School Education Corporation (for an unmerged school, this is the Charter School Name):

ACHIEVEMENT FIRST BROOKLYN CHARTER SCHOOLS

1. List all positions held on the education corporation board (e.g., president, treasurer, parent representative).

2. Is the trustee an employee of any school operated by the Education Corporation?
 Yes No

If **Yes**, for each school, please provide a description of the position(s) you hold, your responsibilities, your salary and your start date.

3. Is the trustee an employee or agent of the management company or institutional partner of the charter school(s) governed by the Education Corporation?
 Yes No

If **Yes**, for each school, please provide a description of the position(s) you hold, your responsibilities, your salary and your start date.

4. Identify each interest/transaction (and provide the requested information) that you or any of your immediate family members or any persons who live with you in your house have held or engaged in with the charter school(s) governed by the Education Corporation during the time you have served on the board, and in the six-month period prior to such service. If there has been no such financial interest or transaction, write **None**. Please note that if you answered **Yes** to Questions 2-4 above, you need not disclose again your employment status, salary, etc.

Date(s)	Nature of Financial Interest/Transaction	Steps taken to avoid a conflict of interest, (e.g., did not vote, did not participate in discussion)	Name of person holding interest or engaging in transaction and relationship to yourself

Please write "None" if applicable. Do not leave this space blank.

NONE

5. Identify each individual, business, corporation, union association, firm, partnership, committee proprietorship, franchise holding company, joint stock company, business or real estate trust, non-profit organization, or other organization or group of people doing business with the school(s) governed by the Education Corporation **and** in which such entity, during the time of your tenure as a trustee, you and/or your immediate family member(s) or person(s) living in your house had a financial interest or other relationship. If you are a member, director, officer or employee of an organization formally partnered with the school(s) that is/are doing business with the school(s) through a management or services agreement, please identify only the name of the organization, your position in the organization, and the relationship between such organization and the school(s). If there was no financial interest, write **None**.

Organization conducting business with the school(s)	Nature of business conducted	Approximate value of the business conducted	Name of Trustee and/or immediate family member of household holding an interest in the organization conducting business with the school(s) and the nature of the interest	Steps Taken to Avoid Conflict of Interest
<p>Please write "None" if applicable. Do not leave this space blank.</p> <p>NONE</p>				

LC 8/1/17

 Signature Date

Please note that this document is considered a public record and as such, may be made available to members of the public upon request under the Freedom of Information Law. Personal contact information provided below will be redacted.

Business Telephone: 

Business Address: 

E-mail Address: 

Home Telephone: 

Home Address: 

Disclosure of Financial Interest by a Current or Proposed Charter School Education Corporation Trustee

Trustee Name:

Natasha Lewis

Name of Charter School Education Corporation (for an unmerged school, this is the Charter School Name):

Achievement First Brooklyn Charter Schools

1. List all positions held on the education corporation board (e.g., president, treasurer, parent representative).

Parent rep

2. Is the trustee an employee of any school operated by the Education Corporation?
 Yes No

If **Yes**, for each school, please provide a description of the position(s) you hold, your responsibilities, your salary and your start date.

3. Is the trustee an employee or agent of the management company or institutional partner of the charter school(s) governed by the Education Corporation?
 Yes No

If **Yes**, for each school, please provide a description of the position(s) you hold, your responsibilities, your salary and your start date.

4. Identify each interest/transaction (and provide the requested information) that you or any of your immediate family members or any persons who live with you in your house have held or engaged in with the charter school(s) governed by the Education Corporation during the time you have served on the board, and in the six-month period prior to such service. If there has been no such financial interest or transaction, write **None**. Please note that if you answered **Yes** to Questions 2-4 above, you need not disclose again your employment status, salary, etc.

Date(s)	Nature of Financial Interest/Transaction	Steps taken to avoid a conflict of interest, (e.g., did not vote, did not participate in discussion)	Name of person holding interest or engaging in transaction and relationship to yourself

Please write "None" if applicable. Do not leave this space blank.

NONE

5. Identify each individual, business, corporation, union association, firm, partnership, committee proprietorship, franchise holding company, joint stock company, business or real estate trust, non-profit organization, or other organization or group of people doing business with the school(s) governed by the Education Corporation **and** in which such entity, during the time of your tenure as a trustee, you and/or your immediate family member(s) or person(s) living in your house had a financial interest or other relationship. If you are a member, director, officer or employee of an organization formally partnered with the school(s) that is/are doing business with the school(s) through a management or services agreement, please identify only the name of the organization, your position in the organization, and the relationship between such organization and the school(s). If there was no financial interest, write **None**.

Organization conducting business with the school(s)	Nature of business conducted	Approximate value of the business conducted	Name of Trustee and/or immediate family member of household holding an interest in the organization conducting business with the school(s) and the nature of the interest	Steps Taken to Avoid Conflict of Interest
<p>Please write "None" if applicable. Do not leave this space blank.</p> <p>NONE</p>				

ML 5/11/17

 Signature Date

Please note that this document is considered a public record and as such, may be made available to members of the public upon request under the Freedom of Information Law. Personal contact information provided below will be redacted.

Business Telephone: [REDACTED]
 Business Address: [REDACTED]
 E-mail Address: [REDACTED]
 Home Telephone: [REDACTED]
 Home Address: [REDACTED]

Disclosure of Financial Interest by a Current or Proposed Charter School Education Corporation Trustee

Trustee Name:

Romy Coquillet

Name of Charter School Education Corporation (for an unmerged school, this is the Charter School Name):

Achievement First Brooklyn Charter Schools

1. List all positions held on the education corporation board (e.g., president, treasurer, parent representative).

2. Is the trustee an employee of any school operated by the Education Corporation?
 Yes No

If **Yes**, for each school, please provide a description of the position(s) you hold, your responsibilities, your salary and your start date.

3. Is the trustee an employee or agent of the management company or institutional partner of the charter school(s) governed by the Education Corporation?
 Yes No

If **Yes**, for each school, please provide a description of the position(s) you hold, your responsibilities, your salary and your start date.

4. Identify each interest/transaction (and provide the requested information) that you or any of your immediate family members or any persons who live with you in your house have held or engaged in with the charter school(s) governed by the Education Corporation during the time you have served on the board, and in the six-month period prior to such service. If there has been no such financial interest or transaction, write **None**. Please note that if you answered **Yes** to Questions 2-4 above, you need not disclose again your employment status, salary, etc.

Date(s)	Nature of Financial Interest/Transaction	Steps taken to avoid a conflict of interest, (e.g., did not vote, did not participate in discussion)	Name of person holding interest or engaging in transaction and relationship to yourself



Entry 9 BOT Table

Created: 07/25/2017 • Last updated: 07/26/2017

(tab across or use scroll bar at bottom of table)

1. Current Board Member Information

	Trustee Name	Email Addresses	Position on the Board	Committee Affiliations	Voting Member Per By Laws? (Y/N)	Area of Expertise, and/or Additional Role at School (parent, staff member, etc.)	Number of Terms Served and Length of Each (Include election date and term expiration)	Number of Board Mtgs Attended during 2016-17?
1	Adrienne Loiseau		Parent Representative		Yes			
2	Ambrose Woodson, Jr.		Trustee/Member		Yes			
3	Amy Arthur Samuels		Trustee/Member		Yes			
4	Andy Hubbard		Secretary		Yes			

5	Angela Tucker		Parent Representative	Yes				
6	Daniel Russell		Trustee/Member	Yes				
7	Deborah Shanley		Chair/Board President	Yes				
8	Jon Atkeson		Treasurer	Yes				
9	Judith Jenkins		Parent Representative	Yes				
10	Justin Cohen		Trustee/Member	Yes				
11	L. Priscilla Hall		Trustee/Member	Yes				
12	Lee Gause		Trustee/Member	Yes				

13	Lee Gelern t		Trustee/Member	Yes				
14	Natasha Lewis		Parent Representative	Yes				
15	Romy Coquill ette		Trustee/Member	Yes				
16	Ted Coons		Trustee/Member	Yes				
17								
18								
19								
20								

2. Total Number of Members on June 30, 2016 16

3. Total Number of Members Joining the Board 2016-17 School Year 1

4. Total Number of Members Departing the Board during the 2016-17 School Year 0

5. Number of Voting Members 16
**2016-17, as set by the by-laws,
resolution or minutes**

6. Number of Board Meetings 6
**Conducted in the 2016-17 School
Year**

7. Number of Board Meetings 6
**Scheduled for the [2017-18](#)
School Year**

Thank you.



Entry 11 Enrollment and Retention of Special Populations

Last updated: 07/31/2017

[Instructions for Reporting Enrollment and Retention Strategies](#)

Describe the efforts the charter school has made in 2016 2017 toward meeting targets to attract and retain enrollment of students with disabilities, English language learners, and students who are economically disadvantaged. In addition, describe the school’s plans for meeting or making progress toward meeting its enrollment and retention targets in 2017 2018.

Recruitment/Attraction Efforts Toward Meeting Targets

	Describe Efforts Toward Meeting Recruitment Targets 2016 17)	Describe Plans Toward Meeting Recruitment Targets 2017 18)
Economically Disadvantaged	<p>The schools partner with the Achievement First (AF) recruitment team to carry out a comprehensive recruitment strategy consisting of direct outreach, Refer A Friend campaigns, information sessions, school based open houses, presentations at local education agencies and community based organizations, neighborhood canvassing at nearby high density housing and building locations, participating in the NYC Charter Center application, geo targeted mailings, and both online and outdoor advertising. These techniques have been successful in generating applications and in sharing the opportunity to apply with low income families. In 2009, all AF schools implemented an at risk preference for low income families, and as a result the vast majority of all entering families have qualified for free or reduced price lunch. As a result of extensive presentations to community organizations that serve low income families, including Head Start and NYCHA daycare centers, the applicant pool of free and reduced price applicants has been large, and the preference has been effective at substantially matching the district percentages of low income students for the incoming classes.</p>	<p>AF plans to replicate its 2016 17 strategies and adjusted as needed.</p>
	The AF student recruitment team is bilingual	

<p>English Language Learners</p>	<p>and has made extensive efforts to reach out to families who speak languages other than English. All outdoor signs are in both English and Spanish, as are all brochures and other marketing materials, including the AF website page for student enrollment. In 2015 16, direct, bilingual recruiting materials reached more than 18,000 families throughout Brooklyn and numbers were similar in 2016 17. Additionally, Spanish speaking members of the recruitment team have presented in Spanish at head start daycares and community organizations (e.g., The Coalition for Hispanic Family Services and Nueva Vida Daycare Center), and multiple members of the parent led “street teams” that recruited directly in the community were Spanish speakers. While these techniques may change year to year, these are representative of recent recruitment methods. The lottery also uses a weighted preference for English Language Learners (ELLs), which the schools doubled for the 2016 17 school year in an effort to both admit and enroll more ELLs.</p>	<p>AF plans to replicate its 2016 17 strategies and adjusted as needed. Additionally, a year after doubling its weighted preference for English Language Learners, AF has increased the preference a further 50%.</p>
<p>Students with Disabilities</p>	<p>Efforts to recruit students with disabilities have focused primarily on making clear in promotional materials and presentations that AF is highly effective for students with disabilities, and that we offer services in accordance with Individualized Education Programs (IEPs). In addition, the recruitment team reaches out annually to day care centers that are identified by the NYC Department of Education as serving students with disabilities and participated in an Include NYC fair that focuses on providing resources to families with students with disabilities. The AF student recruitment team has partnered with the network special services team to ensure that marketing materials capture the range of services available. AF has reached out specifically to community members who previously agreed to partner with the community outreach team to conduct a family focus group on how AF schools could best meet their needs. During this focus group, the mother of a student with a disability said that her greatest struggle was finding a public school option that held the highest academic standards for her child despite his disability.</p>	<p>AF plans to replicate its 2016 17 strategies and adjusted as needed. Additionally, AF doubled its weighted preference for students with disabilities. Additionally, in 2017 18, AF is expanding upon a pilot program to offer multiple self contained classrooms for eligible students depending on the student’s individual need, grade (currently, grades 1 4) and available space.</p>

The school is just such an option, committed to getting every scholar who walks through our doors to and through college. We believe that this sending this message to families with students who have special needs will be a powerful recruiting technique, and will help us meet the enrollment target for this population. The lottery also uses a weighted preference for students with disabilities.

Retention Efforts Toward Meeting Targets

	Describe Efforts Toward Meeting Retention Targets 2016 17)	Describe Plans Toward Meeting Retention Targets 2017 18)
Economically Disadvantaged	<p>Retention of students at AF schools is a network wide priority. The AF report card sets an accountability measure of 5% choice attrition for each school. While reliable mobility statistics for New York City are difficult to ascertain, we believe that a mobility rate of 5% is significantly below the average annual turnover of urban students. We believe that retention of students within at risk populations depends primarily on the academic progress these students are making. As such, the most important retention efforts for at risk populations will be great instruction, and regular review of data that ensures that students in these populations are receiving the supports and services they need in order to be successful. Data including academic performance, attendance, and behavior data are disaggregated and shared with the school leadership team, so that early warning signs can be identified and appropriate interventions identified. AF school leaders and regional superintendents regularly share student retention strategies.</p> <p>An example of a best practice that AF schools utilize is early identification and intervention with families considering leaving. This approach uses historical data on attrition to identify risk factors that predict future attrition. AF schools use this information to develop specific family engagement and support strategies for scholars who are at risk of leaving. Experience across the network has shown that strong relationships and thoughtful discussions with families are often what</p>	<p>AF plans to replicate its 2016 17 strategies and adjusted as needed.</p>

make the difference when having a difficult discussion with family members. AF regional superintendents specifically coach principals on how to have effective conversations with families regarding topics such as retention in grade. Tailored family specific strategies will be developed to ensure that do everything possible to keep these students with us.

Retention of students at AF schools is a network wide priority. The AF report card sets an accountability measure of 5% choice attrition for each school. While reliable mobility statistics for New York City are difficult to ascertain, we believe that a mobility rate of 5% is significantly below the average annual turnover of urban students. We believe that retention of students within at risk populations depends primarily on the academic progress these students are making. As such, the most important retention efforts for at risk populations will be great instruction, and regular review of data that ensures that students in these populations are receiving the supports and services they need in order to be successful. Data including academic performance, attendance, and behavior data are disaggregated and shared with the school leadership team, so that early warning signs can be identified and appropriate interventions identified. AF school leaders and regional superintendents regularly share student retention strategies.

We believe that the factors above also apply to ELLs. Because parents of ELLs often do not speak English fluently themselves, the nuanced conversations about academic performance can be more difficult. The English as a Second Language (ESL) teacher or intervention coordinator (depending on the number of ELL students enrolled) will be primarily responsible for proactively developing relationships and trust with families of ELLs as soon as the student is identified as limited English proficient, regardless of academic performance. We believe that these proactive relationship building practices will establish the trust necessary to identify families early who are at risk for leaving, and to intervene effectively to persuade them to stay with us.

English
Language
Learners

AF plans to replicate its 2016 17 strategies and adjusted as needed.

AF also translates and uses translators as necessary for school policies, student specific information and communications with families.

Retention of students at AF schools is a network wide priority. The AF report card sets an accountability measure of 5% choice attrition for each school. While reliable mobility statistics for New York City are difficult to ascertain, we believe that a mobility rate of 5% is significantly below the average annual turnover of urban students. We believe that retention of students within at risk populations depends primarily on the academic progress these students are making. As such, the most important retention efforts for at risk populations will be great instruction, and regular review of data that ensures that students in these populations are receiving the supports and services they need in order to be successful. Data including academic performance, attendance, and behavior data are disaggregated and shared with the school leadership team, so that early warning signs can be identified and appropriate interventions identified. AF school leaders and regional superintendents regularly share student retention strategies.

We believe that strong Tier 2 and Tier 3 interventions, complemented by strong family relationships, are the most effective approaches to prevent the attrition of students with disabilities. In addition to the attrition risk factors described above, we believe there are at least two additional factors for families of students with disabilities. First, families of students with disabilities are more likely to leave if they believe that we hold lower expectations for their children than for their regular education peers. Second, these families are at risk for leaving if they do not understand the services being provided for their children, or if they perceive that more extensive services might be available at another school. As described above, our communication with families about the high expectations we hold for every child, and the differentiated supports we provide to make sure each child meets these expectations, will begin with our

Students with Disabilities

AF plans to replicate its 2016-17 strategies and adjusted as needed. Additionally, in 2017-18, AF is expanding upon a pilot program to offer multiple self contained classrooms for eligible students depending on the student's individual need, grade (currently, grades 1-4) and available space.

student recruitment process. These messages will be reinforced in family chats (which are requested of all incoming families), family conferences, and all other communication with families of students with disabilities. Additionally, the network support data team and regional director of special services will provide disaggregated academic and behavioral data for students with disabilities directly to the principals on a monthly basis, to flag any student for whom additional support is needed. Our experience has been that when students with disabilities make strong academic progress, their families' bond with the school strengthens and they are more likely to stay with us.



Entry 12 Classroom Teacher and Administrator Attrition

Last updated: 07/31/2017

Report changes in teacher and administrator staffing.

Instructions for completing the Classroom Teacher and Administrator Attrition Tables

Charter schools must complete the two tables named 2016-2017 Classroom Teacher and Administrator Attrition to report changes in teacher and administrator staffing in 2016-2017. Please provide the full time equivalent (FTE) of staff on June 30, 2016; the FTE for any departed staff from July 1, 2016 through June 30, 2017; the FTE for added staff from July 1, 2016 through June 30, 2017; and the FTE of staff added in newly created positions from July 1, 2016 through June 30, 2017 using the two tables provided.

Classroom Teacher Attrition Table

FTE Classroom Teachers on June 30, 2016	FTE Classroom Teachers Departed 7/1/16 6/30/17	FTE Classroom Teachers Filling Vacant Positions 7/1/16 6/30/17	FTE Classroom Teachers Added in New Positions 7/1/16 6/30/17	FTE of Classroom Teachers on June 30, 2017
76	24			71

Administrator Position Attrition Table

FTE Administrative Positions on June 30, 2016	FTE Administrators Departed 7/1/16 6/30/17	FTE Administrators Filling Vacant Positions 7/1/16 6/30/17	FTE Administrators Added in New Positions 7/1/16 6/30/17	FTE Administrative Positions on June 30, 2017
19	6			17

Thank you

School Name	Start Date	End Date	Instructional Days
Achievement First Apollo Elementary School	8/16/2017	6/15/2018	185
Achievement First Apollo Middle School	8/17/2017	6/15/2018	184
Achievement First Aspire Elementary School	8/16/2017	6/15/2018	185
Achievement First Aspire Middle School	8/17/2017	6/15/2018	184
Achievement First Brooklyn High School	8/17/2017	6/15/2018	184
Achievement First Brownsville Elementary School	8/16/2017	6/15/2018	185
Achievement First Brownsville Middle School	8/17/2017	6/15/2018	184
Achievement First Bushwick Elementary School	8/16/2017	6/15/2018	185
Achievement First Bushwick Middle School	8/17/2017	6/15/2018	184
Achievement First Crown Heights Elementary School	8/16/2017	6/15/2018	185
Achievement First Crown Heights Middle School	8/17/2017	6/15/2018	184
Achievement First East Brooklyn High School	8/17/2017	6/15/2018	184
Achievement First East New York Elementary School	8/16/2017	6/15/2018	185
Achievement First East New York Middle School	8/17/2017	6/15/2018	184
Achievement First Endeavor Elementary School	8/16/2017	6/15/2018	185
Achievement First Endeavor Middle School	8/17/2017	6/15/2018	184
Achievement First Linden Elementary School	8/16/2017	6/15/2018	185
Achievement First North Brooklyn Prep Elementary School	8/16/2017	6/15/2018	185
Achievement First University Prep High School	8/17/2017	6/15/2018	184
Achievement First Voyager Middle School	8/17/2017	6/15/2018	184