



# Entry 1 School Information

Last updated: 07/20/2017

Please be advised that you will need to complete this cover page (including signatures) before all of the other tasks assigned to you by your authorizer are visible on your task page. While completing this task, please ensure that you select the correct authorizer (**as of June 30, 2017**) or you may not be assigned the correct tasks.

**a. SCHOOL NAME AND BEDS#**      ACHIEVEMENT FIRST EAST NEW YORK CS (NYC CHANCELLOR)

(Select name from the drop down menu)

**b. CHARTER AUTHORIZER**      SUNY Authorized Charter School

(For technical reasons, please re select authorizer name from the drop down menu).

**c. DISTRICT / CSD OF LOCATION**      NYC CSD 19

## d1. SCHOOL INFORMATION

|  | PRIMARY ADDRESS                               | PHONE NUMBER | FAX NUMBER   | EMAIL ADDRESS |
|--|-----------------------------------------------|--------------|--------------|---------------|
|  | 557 Pennsylvania Avenue<br>Brooklyn, NY 11207 | [REDACTED]   | 718 228 6028 | [REDACTED]    |

## d2. PHONE CONTACT NUMBER FOR AFTER HOURS EMERGENCIES

|                                       |                                 |
|---------------------------------------|---------------------------------|
| Contact Name                          | Amelia Hanley                   |
| Title                                 | Regional Director of Operations |
| Emergency Phone Number (### ###) ###) | [REDACTED]                      |

**e. SCHOOL WEB ADDRESS (URL)**      [www.achievementfirst.org](http://www.achievementfirst.org)

**f. DATE OF INITIAL CHARTER**      03/2005

**g. DATE FIRST OPENED FOR INSTRUCTION**      08/2005

**i. TOTAL ENROLLMENT ON JUNE 30, 2017** 1027


**j. GRADES SERVED IN SCHOOL YEAR 2016-17**

Check all that apply

|               |                                          |
|---------------|------------------------------------------|
| Grades Served | K, 1, 2, 3, 4, 5, 6, 7, 8, 9, 10, 11, 12 |
|---------------|------------------------------------------|

**k1. DOES THE SCHOOL CONTRACT WITH A CHARTER OR EDUCATIONAL MANAGEMENT ORGANIZATION?** Yes

**k2. NAME OF CMO/EMO AND ADDRESS**

|                         |                                                                                      |
|-------------------------|--------------------------------------------------------------------------------------|
| NAME OF CMO/EMO         | Achievement First                                                                    |
| PHYSICAL STREET ADDRESS | 335 Adams Street, Suite 700                                                          |
| CITY                    | Brooklyn                                                                             |
| STATE                   | NY                                                                                   |
| ZIP CODE                | 11201                                                                                |
| EMAIL ADDRESS           |  |

**l1. FACILITIES**

Does the school maintain or operate multiple sites?

|  |              |
|--|--------------|
|  | Yes, 3 sites |
|--|--------------|

## 12. SCHOOL SITES

Please list the sites where the school will operate for the upcoming school year.

|                                  | Physical Address                             | Phone Number | District/CSD | Grades Served at Site | School at Full Capacity at Site | Facilities Agreement |
|----------------------------------|----------------------------------------------|--------------|--------------|-----------------------|---------------------------------|----------------------|
| Site 1<br>(same as primary site) | 557 Pennsylvania Avenue<br>Brooklyn NY 11207 | [REDACTED]   | CSD 19       | K 4                   | Yes                             | DOE space            |
| Site 2                           | 158 Richmond Street<br>Brooklyn, NY 11208    | [REDACTED]   | CSD 19       | 5 8                   | Yes                             | DOE space            |
| Site 3                           | 35 Starr Street<br>Brooklyn, NY 11221        | [REDACTED]   | CSD 32       | 9 12                  | Yes                             | DOE space            |

### 12a. Please provide the contact information for Site 1.

|                    | Name              | Work Phone | Alternate Phone | Email Address |
|--------------------|-------------------|------------|-----------------|---------------|
| School Leader      | Lucy Volkmar      | [REDACTED] |                 | [REDACTED]    |
| Operational Leader | Melissa Zurlinden | [REDACTED] |                 | [REDACTED]    |
| Compliance Contact | Peter Cymrot      | [REDACTED] |                 | [REDACTED]    |
| Complaint Contact  | Peter Cymrot      | [REDACTED] |                 | [REDACTED]    |

**13. Please provide the contact information for Site 2.**

|                    | Name          | Work Phone | Alternate Phone | Email Address |
|--------------------|---------------|------------|-----------------|---------------|
| School Leader      | Max Milliken  | [REDACTED] |                 | [REDACTED]    |
| Operational Leader | Will Hardaway | [REDACTED] |                 | [REDACTED]    |
| Compliance Contact | Peter Cymrot  | [REDACTED] |                 | [REDACTED]    |
| Complaint Contact  | Peter Cymrot  | [REDACTED] |                 | [REDACTED]    |

**14. Please provide the contact information for Site 3.**

|                    | Name         | Work Phone | Alternate Phone | Email Address |
|--------------------|--------------|------------|-----------------|---------------|
| School Leader      | Claire Shin  | [REDACTED] |                 | [REDACTED]    |
| Operational Leader | Nana Effah   | [REDACTED] |                 | [REDACTED]    |
| Compliance Contact | Peter Cymrot | [REDACTED] |                 | [REDACTED]    |
| Complaint Contact  | Peter Cymrot | [REDACTED] |                 | [REDACTED]    |

**m1. Is the school or are the school sites co-located?** Yes

**m2. Please list the terms of your current co-location.**

|                       | Date school will leave current co location | Is school working with NYCDOE to expand into current space? | If so, list year expansion will occur. | Is school working with NYCDOE to move to separate space? | If so, list the proposed space and year planned for move | School at Full Capacity at Site |
|-----------------------|--------------------------------------------|-------------------------------------------------------------|----------------------------------------|----------------------------------------------------------|----------------------------------------------------------|---------------------------------|
| Site 1 (primary site) | N/A                                        |                                                             |                                        |                                                          |                                                          |                                 |
| Site 2                | N/A                                        |                                                             |                                        |                                                          |                                                          |                                 |
| Site 3                | N/A                                        |                                                             |                                        |                                                          |                                                          |                                 |

**n1. Were there any revisions to the school’s charter during the 2016-17 school year? (Please include approved or pending material and non-material charter revisions).** Yes

## n2. Summary of Charter Revisions

|   | Category (Select Best Description)     | Specific Revision (150 word limit)                                                                                                        | Date Approved by BOT (if applicable) | Date Approved by Authorizer (if applicable) |
|---|----------------------------------------|-------------------------------------------------------------------------------------------------------------------------------------------|--------------------------------------|---------------------------------------------|
| 1 | Change in admissions/enrollment policy | Updated the admissions policy, including increasing the weighted preference for English Language Learners and students with disabilities. | 3/23/2017                            |                                             |
| 2 | Change in student/family handbook      | Minor updates and changes to the discipline/code of conduct (and other policies) as represented in the Family Handbook.                   |                                      |                                             |
| 3 |                                        |                                                                                                                                           |                                      |                                             |
| 4 |                                        |                                                                                                                                           |                                      |                                             |
| 5 |                                        |                                                                                                                                           |                                      |                                             |

**o. Name and Position of Individual(s) Who Completed the 2016-17 Annual Report.** Peter Cymrot, General Counsel

**p. Our signatures below attest that all of the information contained herein is truthful and accurate and that this charter school is in compliance with all aspects of its charter, and with all pertinent Federal, State, and local laws, regulations, and rules. We understand that if any information in any part of this report is found to have been deliberately misrepresented, that will constitute grounds for the revocation of our charter. Check **YES** if you agree and then use the mouse on your PC or the stylist on your mobile device to sign your name).**

Yes

**Signature, Head of Charter School**

LV

**Signature, President of the Board of Trustees**

DS

**Date**

2017/07/20

**Thank you.**



# Entry 2 NYS School Report Card Link

Last updated: 07/20/2017

---

## 1. NEW YORK STATE REPORT CARD

<https://data.nysed.gov/reportcard.php?year=2016&instid=800000058357>

**Provide a direct URL or web link to the most recent New York State School Report Card for the charter school (See <https://reportcards.nysed.gov/>).**

(Charter schools completing year one will not yet have a School Report Card or link to one. Please type "URL is not available" in the space provided).



# Entry 4 Expenditures per Child

Last updated: 07/31/2017

## Financial Information

This information is required of ALL charter schools. Provide the following measures of fiscal performance of the charter school in Appendix B (Total Expenditures and Administrative Expenditures Per Child):

### 1. Total Expenditures Per Child

To calculate '**Total Expenditures per Child**' take total expenditures (from the unaudited 2016-17 Schedule of Functional Expenses) and divide by the year end FTE student enrollment. (Integers Only. No dollar signs or commas).

**Note:** The information on the Schedule of Functional Expenses on pages 41-43 of the Audit Guide can help schools locate the amounts to use in the two per pupil calculations: <http://www.p12.nysed.gov/psc/AuditGuide.html>

|                                         |          |
|-----------------------------------------|----------|
| Line 1: Total Expenditures              | 13706561 |
| Line 2: Year End FTE student enrollment | 819      |
| Line 3: Divide Line 1 by Line 2         | 16736    |

## 2. Administrative Expenditures per Child

To calculate **'Administrative Expenditures per Child'** To calculate "Administrative Expenditures per Child" first *add* together the following:

1. Take the relevant portion from the 'personnel services cost' row and the 'management and general' column (from the unaudited 2016 17 Schedule of Functional Expenses)
2. Any contracted administrative/management fee paid to other organizations or corporations
3. Take the total from above and divide it by the year end FTE enrollment. The relevant portion that must be included in this calculation is defined as follows:

Administrative Expenditures: Administration and management of the charter school includes the activities and personnel of the offices of the chief school officer, the finance or business offices, school operations personnel, data management and reporting, human resources, technology, etc. It also includes those administrative and management services provided by other organizations or corporations on behalf of the charter school for which the charter school pays a fee or other compensation. Do not include the FTE of personnel whose role is to directly support the instructional program.

**Notes:**  
***The information on the Schedule of Functional Expenses on pages 41-43 of the Audit Guide can help schools locate the amounts to use in the two per pupil calculations:***  
**<http://www.p12.nysed.gov/psc/AuditGuide.html>.**  
**Employee benefit costs or expenditures should not be reported in the above calculations.**

|                                                              |         |
|--------------------------------------------------------------|---------|
| Line 1: Relevant Personnel Services Cost (Row)               | 1047593 |
| Line 2: Management and General Cost (Column)                 | 413307  |
| Line 3: Sum of Line 1 and Line 2                             | 1460900 |
| Line 5: Divide Line 3 by the Year End FTE student enrollment | 1784    |

***Thank you.***



**GENERAL INSTRUCTIONS FOR  
ANNUAL BUDGET/QUARTERLY REPORT**

**TEMPLATE TABS**

**1- GRAY tab contains the Instructions**




|                                     |                                                      |
|-------------------------------------|------------------------------------------------------|
| <a href="#">Instructions</a>        | Provides description of tabs and input requirements. |
| <a href="#">Funding by District</a> | Charter School Tuition Rates                         |

**2- BLUE tabs require input of information**

|                                    |                                                                                                                                                                                                                                                                                                                                                                                                                                                                                                                                                                                                                                                                                       |
|------------------------------------|---------------------------------------------------------------------------------------------------------------------------------------------------------------------------------------------------------------------------------------------------------------------------------------------------------------------------------------------------------------------------------------------------------------------------------------------------------------------------------------------------------------------------------------------------------------------------------------------------------------------------------------------------------------------------------------|
| <a href="#">1.) Name of School</a> | >Select school name from list.<br>>Enter contact information.                                                                                                                                                                                                                                                                                                                                                                                                                                                                                                                                                                                                                         |
| <a href="#">2.) Enrollment</a>     | Enter enrollment information for Annual Budget (& Revisions) and Quarterly Actuals. Includes:<br>>Enrollment by Grade<br>>Enrollment by District                                                                                                                                                                                                                                                                                                                                                                                                                                                                                                                                      |
| <a href="#">3.) Staffing Plan</a>  | Enter staffing plan information for Annual Budget (& Revisions) and Quarterly Actuals. Includes:<br>>Full Time Equivalent (FTE), by Position Category, By Quarter                                                                                                                                                                                                                                                                                                                                                                                                                                                                                                                     |
| <a href="#">4.) Yearly Budget</a>  | Enter Yearly Budget information. Includes:<br>>"Pior Year" column may be completed based upon preliminary data, and adjusted with Annual Audited data when the Quarter 2 Actuals are being submitted. (Note: Quarterly Revenue allocation may be set)<br>>Budgeted Enrollment data and Per Pupil Revenue for the current year are populated based upon input on tab "2.) Enrollment."<br>>Budgeted FTE for current year is populated based upon input on tab "3.) Staffing Plan."<br>>All other sources of revenue<br>>All expenses<br>>Budget Revisions, as necessary and <i>approved</i> by the school's Board of Directors, should be submitted when submitting Quarterly Actuals. |
| <a href="#">5.) Balance Sheet</a>  | Enter Balance Sheet information for EdCorps. Separate schools merged into a primary EdCorp should NOT use this tab.<br>>"Pior Year" column may be completed based upon preliminary data, and adjusted with Annual Audited data when the Quarter 2 Actuals are being submitted.                                                                                                                                                                                                                                                                                                                                                                                                        |

|                                               |                                                                                                                                                                                                                                                                                                                                 |
|-----------------------------------------------|---------------------------------------------------------------------------------------------------------------------------------------------------------------------------------------------------------------------------------------------------------------------------------------------------------------------------------|
| <a href="#">6.) Quarterly Report</a>          | Enter Actual Quarterly Report information . Includes:<br>>Actual Enrollment data and Per Pupil Revenue for the current year are populated based upon input on tab "2.) Enrollment."<br>>Actual FTE for current year is populated based upon input on tab "3.) Staffing Plan."<br>>All other sources of revenue<br>>All expenses |
| <a href="#">7.) Annual Report Requirement</a> | Complete when submitting Actual Quarter 4.                                                                                                                                                                                                                                                                                      |

**CELL COLORS & GUIDANCE COMMENTS**

-  = Enter information into the light BLUE shaded cells.
-  = Cells labeled in ORANGE containe guidance regarding the input of information.
-  = Cells containing RED triangles in the upper right corner contain "guidance comments" on that particular line item. Please "mouse-over" the triangle to reveal each comment.

**Charter Funding Alphabetical By NYS School District**  
**\* (Sum of Charter School Basic Tuition and Supplemental Basic Tuition)**



**ANNUAL BUDGET & QUARTERLY REPORT TEMPLATE**

**Achievement First East New York Charter School**

**SCHOOL**

|              |                                                |
|--------------|------------------------------------------------|
| <b>Name:</b> | Achievement First East New York Charter School |
|--------------|------------------------------------------------|

**CONTACT INFORMATION**

|                       |                             |
|-----------------------|-----------------------------|
| <b>Contact Name:</b>  | Jennifer Rhoads             |
| <b>Contact Title:</b> | Associate Director, Finance |
| <b>Contact Email:</b> | [REDACTED]                  |
| <b>Contact Phone:</b> | [REDACTED]                  |

**REPORT PERIOD**

|                               |         |
|-------------------------------|---------|
| <b>Current Academic Year:</b> | 2017-18 |
| <b>Prior Academic Year:</b>   | 2016-17 |









**PLAN - FULL TIME EQUIVALENT**

**STAFFING PLAN - FULL TIME EQUIVALENT ("FTE")**

**\*NOTE:** Enter the number of FTE positions in the "blue" cells.

**\*NOTE:** If there are NO budget revisions at the time of quarterly submittal leave the 'REVISED' Column(s) COMPLETELY BLANK.

| ADMINISTRATIVE PERSONNEL FTE      | ADMINISTRATIVE PERSONNEL FTE      | PRIOR YEAR |
|-----------------------------------|-----------------------------------|------------|
|                                   |                                   | 2016-17    |
|                                   |                                   | ACTUAL     |
| Executive Management              | Executive Management              |            |
| Instructional Management          | Instructional Management          |            |
| Deans, Directors & Coordinators   | Deans, Directors & Coordinators   |            |
| CFO / Director of Finance         | CFO / Director of Finance         |            |
| Operation / Business Manager      | Operation / Business Manager      |            |
| Administrative Staff              | Administrative Staff              |            |
| <b>TOTAL ADMINISTRATIVE STAFF</b> | <b>TOTAL ADMINISTRATIVE STAFF</b> | 0.0        |

| ANNUAL BUDGETED FTE |         |          |         |          |         |          |         |
|---------------------|---------|----------|---------|----------|---------|----------|---------|
| Q1                  |         | Q2       |         | Q3       |         | Q4       |         |
| Original            | Revised | Original | Revised | Original | Revised | Original | Revised |
| 4.0                 |         | 4.0      |         | 4.0      |         | 4.0      |         |
| 15.0                |         | 15.0     |         | 15.0     |         | 15.0     |         |
| 3.0                 |         | 3.0      |         | 3.0      |         | 3.0      |         |
| 9.0                 |         | 9.0      |         | 9.0      |         | 9.0      |         |
| 31.0                | 0.0     | 31.0     | 0.0     | 31.0     | 0.0     | 31.0     | 0.0     |

| INSTRUCTIONAL PERSONNEL FTE | INSTRUCTIONAL PERSONNEL FTE | PRIOR YEAR |
|-----------------------------|-----------------------------|------------|
|                             |                             | 2016-17    |
|                             |                             | ACTUAL     |
| Teachers - Regular          | Teachers - Regular          |            |
| Teachers - SPED             | Teachers - SPED             |            |
| Substitute Teachers         | Substitute Teachers         |            |
| Teaching Assistants         | Teaching Assistants         |            |
| Specialty Teachers          | Specialty Teachers          |            |
| Aides                       | Aides                       |            |
| Therapists & Counselors     | Therapists & Counselors     |            |
| Other                       | Other                       |            |
| <b>TOTAL INSTRUCTIONAL</b>  | <b>TOTAL INSTRUCTIONAL</b>  | 0.0        |

| ANNUAL BUDGETED FTE |         |          |         |          |         |          |         |
|---------------------|---------|----------|---------|----------|---------|----------|---------|
| Q1                  |         | Q2       |         | Q3       |         | Q4       |         |
| Original            | Revised | Original | Revised | Original | Revised | Original | Revised |
| 100.0               |         | 100.0    |         | 100.0    |         | 100.0    |         |
| 10.0                |         | 10.0     |         | 10.0     |         | 10.0     |         |
| 2.0                 |         | 2.0      |         | 2.0      |         | 2.0      |         |
| 5.0                 |         | 5.0      |         | 5.0      |         | 5.0      |         |
| 4.0                 |         | 4.0      |         | 4.0      |         | 4.0      |         |
| 121.0               | 0.0     | 121.0    | 0.0     | 121.0    | 0.0     | 121.0    | 0.0     |

| NON-INSTRUCTIONAL PERSONNEL FTE | NON-INSTRUCTIONAL PERSONNEL FTE | PRIOR YEAR |
|---------------------------------|---------------------------------|------------|
|                                 |                                 | 2016-17    |
|                                 |                                 | ACTUAL     |
| Nurse                           | Nurse                           |            |
| Librarian                       | Librarian                       |            |
| Custodian                       | Custodian                       |            |
| Security                        | Security                        |            |
| Other                           | Other                           |            |
| <b>TOTAL NON-INSTRUCTIONAL</b>  | <b>TOTAL NON-INSTRUCTIONAL</b>  | 0.0        |

| ANNUAL BUDGETED FTE |         |          |         |          |         |          |         |
|---------------------|---------|----------|---------|----------|---------|----------|---------|
| Q1                  |         | Q2       |         | Q3       |         | Q4       |         |
| Original            | Revised | Original | Revised | Original | Revised | Original | Revised |
|                     |         |          |         |          |         |          |         |
|                     |         |          |         |          |         |          |         |
|                     |         |          |         |          |         |          |         |
|                     |         |          |         |          |         |          |         |
| 0.0                 | 0.0     | 0.0      | 0.0     | 0.0      | 0.0     | 0.0      | 0.0     |

|                                    |                                    |     |
|------------------------------------|------------------------------------|-----|
| <b>TOTAL PERSONNEL SERVICE FTE</b> | <b>TOTAL PERSONNEL SERVICE FTE</b> | 0.0 |
|------------------------------------|------------------------------------|-----|

|       |     |       |     |       |     |       |     |
|-------|-----|-------|-----|-------|-----|-------|-----|
| 152.0 | 0.0 | 152.0 | 0.0 | 152.0 | 0.0 | 152.0 | 0.0 |
|-------|-----|-------|-----|-------|-----|-------|-----|

**ENT FIRST EAST NEW YORK CH/  
2017-18**

**PLAN - FULL TIME EQUIVALENT**

**\*NOTE:** Enter the number of FTE positions in the "blue" cells. *Should be input.*

**\*NOTE:** State the assumptions that are being made for personnel FTE levels.

| <b>ADMINISTRATIVE PERSONNEL FTE</b> |               | <b>Description of Assumptions</b> |
|-------------------------------------|---------------|-----------------------------------|
|                                     | <b>Q4</b>     |                                   |
|                                     | <b>Actual</b> |                                   |
| Executive Management                |               |                                   |
| Instructional Management            |               |                                   |
| Deans, Directors & Coordinators     |               |                                   |
| CFO / Director of Finance           |               |                                   |
| Operation / Business Manager        |               |                                   |
| Administrative Staff                |               |                                   |
| <b>TOTAL ADMINISTRATIVE STAFF</b>   | 0.0           |                                   |

| <b>INSTRUCTIONAL PERSONNEL FTE</b> |               | <b>Description of Assumptions</b> |
|------------------------------------|---------------|-----------------------------------|
|                                    | <b>Q4</b>     |                                   |
|                                    | <b>Actual</b> |                                   |
| Teachers - Regular                 |               |                                   |
| Teachers - SPED                    |               |                                   |
| Substitute Teachers                |               |                                   |
| Teaching Assistants                |               |                                   |
| Specialty Teachers                 |               |                                   |
| Aides                              |               |                                   |
| Therapists & Counselors            |               |                                   |
| Other                              |               |                                   |
| <b>TOTAL INSTRUCTIONAL</b>         | 0.0           |                                   |

| <b>NON-INSTRUCTIONAL PERSONNEL FTE</b> |               | <b>Description of Assumptions</b> |
|----------------------------------------|---------------|-----------------------------------|
|                                        | <b>Q4</b>     |                                   |
|                                        | <b>Actual</b> |                                   |
| Nurse                                  |               |                                   |
| Librarian                              |               |                                   |
| Custodian                              |               |                                   |
| Security                               |               |                                   |
| Other                                  |               |                                   |
| <b>TOTAL NON-INSTRUCTIONAL</b>         | 0.0           |                                   |

|                                    |     |  |
|------------------------------------|-----|--|
| <b>TOTAL PERSONNEL SERVICE FTE</b> | 0.0 |  |
|------------------------------------|-----|--|

**ACHIEVEMENT FIRST EAST NEW YORK CHARTER SCHOOL**  
**Budget / Operating Plan**  
**2017-18**

|                                  |   |           |   |   |           |   |   |           |
|----------------------------------|---|-----------|---|---|-----------|---|---|-----------|
| <b>Total Revenue</b>             | - | 4,891,901 | - | - | 4,891,901 | - | - | 4,891,901 |
| <b>Total Expenses</b>            | - | 4,779,661 | - | - | 4,779,661 | - | - | 4,779,661 |
| <b>Net Income</b>                | - | 112,240   | - | - | 112,240   | - | - | 112,240   |
| <b>Actual Student Enrollment</b> | - | 1,079     | - | - | 1,079     | - | - | 1,079     |

|  | Prior Year Actual            | 1st Quarter - 7/1 - 9/30 |                |          | 2nd Quarter - 10/1 - 12/31 |                |          | 3rd Quarter     |
|--|------------------------------|--------------------------|----------------|----------|----------------------------|----------------|----------|-----------------|
|  | 2016-17<br>Revenue Per Pupil | Original Budget          | Revised Budget | Variance | Original Budget            | Revised Budget | Variance | Original Budget |

**REVENUE**

**REVENUES FROM STATE SOURCES**

2017-18

Allocate Per Pupil Revenue by Quarter

Per Pupil Rate

PPR %/Qtr->

25.0%      25.0%      25.0%      25.0%      25.0%

\*NOTE: If there are NO budget revisions at the time of quarterly submittal leave the entire "REVISED" budget columns for the affected quarter blank. If budget revisions ARE made, the entire "REVISED" budget columns for the affected quarter must be populated.

|                         |        |           |   |   |           |   |   |           |
|-------------------------|--------|-----------|---|---|-----------|---|---|-----------|
| NYC CHANCELLOR'S OFFICE | 14,527 | 3,918,658 | - | - | 3,918,658 | - | - | 3,918,658 |
| -                       | -      | -         | - | - | -         | - | - | -         |
| -                       | -      | -         | - | - | -         | - | - | -         |
| -                       | -      | -         | - | - | -         | - | - | -         |
| -                       | -      | -         | - | - | -         | - | - | -         |
| -                       | -      | -         | - | - | -         | - | - | -         |
| -                       | -      | -         | - | - | -         | - | - | -         |
| -                       | -      | -         | - | - | -         | - | - | -         |
| -                       | -      | -         | - | - | -         | - | - | -         |
| -                       | -      | -         | - | - | -         | - | - | -         |
| -                       | -      | -         | - | - | -         | - | - | -         |
| -                       | -      | -         | - | - | -         | - | - | -         |
| -                       | -      | -         | - | - | -         | - | - | -         |
| -                       | -      | -         | - | - | -         | - | - | -         |
| -                       | -      | -         | - | - | -         | - | - | -         |
| -                       | -      | -         | - | - | -         | - | - | -         |
| -                       | -      | -         | - | - | -         | - | - | -         |
| -                       | -      | -         | - | - | -         | - | - | -         |
| -                       | -      | -         | - | - | -         | - | - | -         |
| -                       | -      | -         | - | - | -         | - | - | -         |
| -                       | -      | -         | - | - | -         | - | - | -         |
| -                       | -      | -         | - | - | -         | - | - | -         |
| -                       | -      | -         | - | - | -         | - | - | -         |
| -                       | -      | -         | - | - | -         | - | - | -         |
| -                       | -      | -         | - | - | -         | - | - | -         |
| -                       | -      | -         | - | - | -         | - | - | -         |
| -                       | -      | -         | - | - | -         | - | - | -         |
| -                       | -      | -         | - | - | -         | - | - | -         |
| -                       | -      | -         | - | - | -         | - | - | -         |
| -                       | -      | -         | - | - | -         | - | - | -         |
| -                       | -      | -         | - | - | -         | - | - | -         |
| -                       | -      | -         | - | - | -         | - | - | -         |
| -                       | -      | -         | - | - | -         | - | - | -         |
| -                       | -      | -         | - | - | -         | - | - | -         |
| -                       | -      | -         | - | - | -         | - | - | -         |
| -                       | -      | -         | - | - | -         | - | - | -         |
| -                       | -      | -         | - | - | -         | - | - | -         |
| -                       | -      | -         | - | - | -         | - | - | -         |
| -                       | -      | -         | - | - | -         | - | - | -         |
| -                       | -      | -         | - | - | -         | - | - | -         |
| -                       | -      | -         | - | - | -         | - | - | -         |
| -                       | -      | -         | - | - | -         | - | - | -         |
| -                       | -      | -         | - | - | -         | - | - | -         |
| -                       | -      | -         | - | - | -         | - | - | -         |
| -                       | -      | -         | - | - | -         | - | - | -         |
| -                       | -      | -         | - | - | -         | - | - | -         |
| -                       | -      | -         | - | - | -         | - | - | -         |
| -                       | -      | -         | - | - | -         | - | - | -         |
| -                       | -      | -         | - | - | -         | - | - | -         |
| -                       | -      | -         | - | - | -         | - | - | -         |
| -                       | -      | -         | - | - | -         | - | - | -         |
| -                       | -      | -         | - | - | -         | - | - | -         |
| -                       | -      | -         | - | - | -         | - | - | -         |
| -                       | -      | -         | - | - | -         | - | - | -         |
| -                       | -      | -         | - | - | -         | - | - | -         |
| -                       | -      | -         | - | - | -         | - | - | -         |
| -                       | -      | -         | - | - | -         | - | - | -         |
| -                       | -      | -         | - | - | -         | - | - | -         |
| -                       | -      | -         | - | - | -         | - | - | -         |
| -                       | -      | -         | - | - | -         | - | - | -         |
| -                       | -      | -         | - | - | -         | - | - | -         |
| -                       | -      | -         | - | - | -         | - | - | -         |
| -                       | -      | -         | - | - | -         | - | - | -         |
| -                       | -      | -         | - | - | -         | - | - | -         |
| -                       | -      | -         | - | - | -         | - | - | -         |
| -                       | -      | -         | - | - | -         | - | - | -         |
| -                       | -      | -         | - | - | -         | - | - | -         |
| -                       | -      | -         | - | - | -         | - | - | -         |
| -                       | -      | -         | - | - | -         | - | - | -         |
| -                       | -      | -         | - | - | -         | - | - | -         |
| -                       | -      | -         | - | - | -         | - | - | -         |
| -                       | -      | -         | - | - | -         | - | - | -         |
| -                       | -      | -         | - | - | -         | - | - | -         |
| -                       | -      | -         | - | - | -         | - | - | -         |
| -                       | -      | -         | - | - | -         | - | - | -         |
| -                       | -      | -         | - | - | -         | - | - | -         |
| -                       | -      | -         | - | - | -         | - | - | -         |
| -                       | -      | -         | - | - | -         | - | - | -         |
| -                       | -      | -         | - | - | -         | - | - | -         |
| -                       | -      | -         | - | - | -         | - | - | -         |
| -                       | -      | -         | - | - | -         | - | - | -         |
| -                       | -      | -         | - | - | -         | - | - | -         |
| -                       | -      | -         | - | - | -         | - | - | -         |
| -                       | -      | -         | - | - | -         | - | - | -         |
| -                       | -      | -         | - | - | -         | - | - | -         |
| -                       | -      | -         | - | - | -         | - | - | -         |
| -                       | -      | -         | - | - | -         | - | - | -         |
| -                       | -      | -         | - | - | -         | - | - | -         |
| -                       | -      | -         | - | - | -         | - | - | -         |
| -                       | -      | -         | - | - | -         | - | - | -         |
| -                       | -      | -         | - | - | -         | - | - | -         |
| -                       | -      | -         | - | - | -         | - | - | -         |
| -                       | -      | -         | - | - | -         | - | - | -         |
| -                       | -      | -         | - | - | -         | - | - | -         |
| -                       | -      | -         | - | - | -         | - | - | -         |
| -                       | -      | -         | - | - | -         | - | - | -         |
| -                       | -      | -         | - | - | -         | - | - | -         |
| -                       | -      | -         | - | - | -         | - | - | -         |
| -                       | -      | -         | - | - | -         | - | - | -         |
| -                       | -      | -         | - | - | -         | - | - | -         |
| -                       | -      | -         | - | - | -         | - | - | -         |
| -                       | -      | -         | - | - | -         | - | - | -         |
| -                       | -      | -         | - | - | -         | - | - | -         |
| -                       | -      | -         | - | - | -         | - | - | -         |
| -                       | -      | -         | - | - | -         | - | - | -         |
| -                       | -      | -         | - | - | -         | - | - | -         |
| -                       | -      | -         | - | - | -         | - | - | -         |
| -                       | -      | -         | - | - | -         | - | - | -         |
| -                       | -      | -         | - | - | -         | - | - | -         |
| -                       | -      | -         | - | - | -         | - | - | -         |
| -                       | -      | -         | - | - | -         | - | - | -         |
| -                       | -      | -         | - | - |           |   |   |           |

| ACHIEVEMENT FIRST EAST NEW YORK CHARTER SCHOOL         |                          |                                 |                |                 |                                   |                |                 |                  |
|--------------------------------------------------------|--------------------------|---------------------------------|----------------|-----------------|-----------------------------------|----------------|-----------------|------------------|
| Budget / Operating Plan                                |                          |                                 |                |                 |                                   |                |                 |                  |
| 2017-18                                                |                          |                                 |                |                 |                                   |                |                 |                  |
| <b>Total Revenue</b>                                   | -                        | <b>4,891,901</b>                | -              | -               | <b>4,891,901</b>                  | -              | -               | <b>4,891,901</b> |
| <b>Total Expenses</b>                                  | -                        | <b>4,779,661</b>                | -              | -               | <b>4,779,661</b>                  | -              | -               | <b>4,779,661</b> |
| <b>Net Income</b>                                      | -                        | <b>112,240</b>                  | -              | -               | <b>112,240</b>                    | -              | -               | <b>112,240</b>   |
| <b>Actual Student Enrollment</b>                       | -                        | <b>1,079</b>                    | -              | -               | <b>1,079</b>                      | -              | -               | <b>1,079</b>     |
|                                                        | <b>Prior Year Actual</b> | <b>1st Quarter - 7/1 - 9/30</b> |                |                 | <b>2nd Quarter - 10/1 - 12/31</b> |                |                 | <b>3rd Q</b>     |
|                                                        | <b>2016-17</b>           | <b>Original</b>                 | <b>Revised</b> |                 | <b>Original</b>                   | <b>Revised</b> |                 | <b>Original</b>  |
|                                                        | <b>Revenue Per</b>       | <b>Budget</b>                   | <b>Budget</b>  | <b>Variance</b> | <b>Budget</b>                     | <b>Budget</b>  | <b>Variance</b> | <b>Budget</b>    |
|                                                        | <b>Pupil</b>             |                                 |                |                 |                                   |                |                 |                  |
| Charter School Program (CSP) Planning & Implementation |                          |                                 |                | -               |                                   |                | -               |                  |
| Other                                                  |                          |                                 |                | -               |                                   |                | -               |                  |
| Other                                                  |                          |                                 |                | -               |                                   |                | -               |                  |
| <b>TOTAL REVENUE FROM FEDERAL SOURCES</b>              | -                        | <b>110,602</b>                  | -              | -               | <b>110,602</b>                    | -              | -               | <b>110,602</b>   |
| <b>LOCAL and OTHER REVENUE</b>                         |                          |                                 |                |                 |                                   |                |                 |                  |
| Contributions and Donations                            |                          |                                 |                | -               |                                   |                | -               |                  |
| Fundraising                                            |                          |                                 |                | -               |                                   |                | -               |                  |
| Erate Reimbursement                                    |                          | 39,065                          |                | -               | 39,065                            |                | -               | 39,065           |
| Earnings on Investments                                |                          |                                 |                | -               |                                   |                | -               |                  |
| Interest Income                                        |                          |                                 |                | -               |                                   |                | -               |                  |
| Food Service (Income from meals)                       |                          |                                 |                | -               |                                   |                | -               |                  |
| Text Book                                              |                          |                                 |                | -               |                                   |                | -               |                  |
| OTHER                                                  |                          | <u>462,115</u>                  |                | -               | <u>462,115</u>                    |                | -               | <u>462,115</u>   |
| <b>TOTAL REVENUE FROM LOCAL and OTHER SOURCES</b>      | -                        | <b>501,180</b>                  | -              | -               | <b>501,180</b>                    | -              | -               | <b>501,180</b>   |
| <b>TOTAL REVENUE</b>                                   | -                        | <b>4,891,901</b>                | -              | -               | <b>4,891,901</b>                  | -              | -               | <b>4,891,901</b> |

**ACHIEVEMENT FIRST EAST NEW YORK CHARTER SCHOOL**  
**Budget / Operating Plan**  
**2017-18**

|                                  |                          |                                 |                |                 |                                   |                |                 |                 |
|----------------------------------|--------------------------|---------------------------------|----------------|-----------------|-----------------------------------|----------------|-----------------|-----------------|
| <b>Total Revenue</b>             | -                        | 4,891,901                       | -              | -               | 4,891,901                         | -              | -               | 4,891,901       |
| <b>Total Expenses</b>            | -                        | 4,779,661                       | -              | -               | 4,779,661                         | -              | -               | 4,779,661       |
| <b>Net Income</b>                | -                        | 112,240                         | -              | -               | 112,240                           | -              | -               | 112,240         |
| <b>Actual Student Enrollment</b> | -                        | 1,079                           | -              | -               | 1,079                             | -              | -               | 1,079           |
|                                  | <b>Prior Year Actual</b> | <b>1st Quarter - 7/1 - 9/30</b> |                |                 | <b>2nd Quarter - 10/1 - 12/31</b> |                |                 | <b>3rd Q</b>    |
|                                  | <b>2016-17</b>           | <b>Original</b>                 | <b>Revised</b> | <b>Variance</b> | <b>Original</b>                   | <b>Revised</b> | <b>Variance</b> | <b>Original</b> |
|                                  | <b>Revenue Per Pupil</b> | <b>Budget</b>                   | <b>Budget</b>  |                 | <b>Budget</b>                     | <b>Budget</b>  |                 | <b>Budget</b>   |

**EXPENSES**

**ADMINISTRATIVE STAFF PERSONNEL COSTS**

Avg. No.  
of Positions

|                                   |              |   |         |   |   |         |         |   |   |         |         |
|-----------------------------------|--------------|---|---------|---|---|---------|---------|---|---|---------|---------|
| Executive Management              | 4.00         |   | 515,551 |   | - |         | 515,551 |   | - |         | 515,551 |
| Instructional Management          | -            |   |         |   | - |         |         |   | - |         |         |
| Deans, Directors & Coordinators   | 15.00        |   |         |   | - |         |         |   | - |         |         |
| CFO / Director of Finance         | -            |   |         |   | - |         |         |   | - |         |         |
| Operation / Business Manager      | 3.00         |   |         |   | - |         |         |   | - |         |         |
| Administrative Staff              | 9.00         |   |         |   | - |         |         |   | - |         |         |
| <b>TOTAL ADMINISTRATIVE STAFF</b> | <b>31.00</b> | - | 515,551 | - | - | 515,551 | -       | - | - | 515,551 |         |

**INSTRUCTIONAL PERSONNEL COSTS**

|                            |               |   |           |   |   |           |           |   |   |           |           |
|----------------------------|---------------|---|-----------|---|---|-----------|-----------|---|---|-----------|-----------|
| Teachers - Regular         | 100.00        |   | 1,951,893 |   | - |           | 1,951,893 |   | - |           | 1,951,893 |
| Teachers - SPED            | -             |   |           |   | - |           |           |   | - |           |           |
| Substitute Teachers        | -             |   |           |   | - |           |           |   | - |           |           |
| Teaching Assistants        | 10.00         |   |           |   | - |           |           |   | - |           |           |
| Specialty Teachers         | -             |   |           |   | - |           |           |   | - |           |           |
| Aides                      | 2.00          |   |           |   | - |           |           |   | - |           |           |
| Therapists & Counselors    | 5.00          |   |           |   | - |           |           |   | - |           |           |
| Other                      | 4.00          |   | 422,611   |   | - |           | 422,611   |   | - |           | 422,611   |
| <b>TOTAL INSTRUCTIONAL</b> | <b>121.00</b> | - | 2,374,504 | - | - | 2,374,504 | -         | - | - | 2,374,504 |           |

**NON-INSTRUCTIONAL PERSONNEL COSTS**

|                                |          |   |         |   |   |         |         |   |   |         |         |
|--------------------------------|----------|---|---------|---|---|---------|---------|---|---|---------|---------|
| Nurse                          | -        |   |         | - |   |         | -       |   | - |         |         |
| Librarian                      | -        |   |         |   | - |         |         |   | - |         |         |
| Custodian                      | -        |   |         |   | - |         |         |   | - |         |         |
| Security                       | -        |   |         |   | - |         |         |   | - |         |         |
| Other                          | -        |   | 325,129 |   | - |         | 325,129 |   | - |         | 325,129 |
| <b>TOTAL NON-INSTRUCTIONAL</b> | <b>-</b> | - | 325,129 | - | - | 325,129 | -       | - | - | 325,129 |         |

**SUBTOTAL PERSONNEL SERVICE COSTS**

|                                   |        |  |         |  |   |  |           |  |   |  |           |
|-----------------------------------|--------|--|---------|--|---|--|-----------|--|---|--|-----------|
|                                   | 152.00 |  | -       |  | - |  | 3,215,184 |  | - |  | 3,215,184 |
| <b>PAYROLL TAXES AND BENEFITS</b> |        |  |         |  |   |  |           |  |   |  |           |
| Payroll Taxes                     |        |  | 9,743   |  | - |  | 9,743     |  | - |  | 9,743     |
| Fringe / Employee Benefits        |        |  | 348,159 |  | - |  | 348,159   |  | - |  | 348,159   |

|                                             |  | ACHIEVEMENT FIRST EAST NEW YORK CHARTER SCHOOL<br>Budget / Operating Plan<br>2017-18 |                                 |                           |                 |                                   |                           |                 |                            |
|---------------------------------------------|--|--------------------------------------------------------------------------------------|---------------------------------|---------------------------|-----------------|-----------------------------------|---------------------------|-----------------|----------------------------|
| <b>Total Revenue</b>                        |  | -                                                                                    | 4,891,901                       | -                         | -               | 4,891,901                         | -                         | -               | 4,891,901                  |
| <b>Total Expenses</b>                       |  | -                                                                                    | 4,779,661                       | -                         | -               | 4,779,661                         | -                         | -               | 4,779,661                  |
| <b>Net Income</b>                           |  | -                                                                                    | 112,240                         | -                         | -               | 112,240                           | -                         | -               | 112,240                    |
| <b>Actual Student Enrollment</b>            |  | -                                                                                    | 1,079                           | -                         | -               | 1,079                             | -                         | -               | 1,079                      |
|                                             |  | <b>Prior Year Actual</b>                                                             | <b>1st Quarter - 7/1 - 9/30</b> |                           |                 | <b>2nd Quarter - 10/1 - 12/31</b> |                           |                 | <b>3rd Quarter</b>         |
|                                             |  | <b>2016-17<br/>Revenue Per<br/>Pupil</b>                                             | <b>Original<br/>Budget</b>      | <b>Revised<br/>Budget</b> | <b>Variance</b> | <b>Original<br/>Budget</b>        | <b>Revised<br/>Budget</b> | <b>Variance</b> | <b>Original<br/>Budget</b> |
| Retirement / Pension                        |  |                                                                                      |                                 |                           | -               |                                   |                           | -               |                            |
| <b>TOTAL PAYROLL TAXES AND BENEFITS</b>     |  | -                                                                                    | 357,903                         | -                         | -               | 357,903                           | -                         | -               | 357,903                    |
| <b>TOTAL PERSONNEL SERVICE COSTS</b>        |  | 152.00                                                                               | 3,573,086                       | -                         | -               | 3,573,086                         | -                         | -               | 3,573,086                  |
| <b>CONTRACTED SERVICES</b>                  |  |                                                                                      |                                 |                           |                 |                                   |                           |                 |                            |
| Accounting / Audit                          |  |                                                                                      | 8,027                           |                           | -               | 8,027                             |                           | -               | 8,027                      |
| Legal                                       |  |                                                                                      | 6,000                           |                           | -               | 6,000                             |                           | -               | 6,000                      |
| Management Company Fee                      |  |                                                                                      |                                 |                           | -               |                                   |                           | -               |                            |
| Nurse Services                              |  |                                                                                      |                                 |                           | -               |                                   |                           | -               |                            |
| Food Service / School Lunch                 |  |                                                                                      |                                 |                           | -               |                                   |                           | -               |                            |
| Payroll Services                            |  |                                                                                      | 7,465                           |                           | -               | 7,465                             |                           | -               | 7,465                      |
| Special Ed Services                         |  |                                                                                      |                                 |                           | -               |                                   |                           | -               |                            |
| Titlement Services (i.e. Title I)           |  |                                                                                      |                                 |                           | -               |                                   |                           | -               |                            |
| Other Purchased / Professional / Consulting |  |                                                                                      | 33,936                          |                           | -               | 33,936                            |                           | -               | 33,936                     |
| <b>TOTAL CONTRACTED SERVICES</b>            |  | -                                                                                    | 55,428                          | -                         | -               | 55,428                            | -                         | -               | 55,428                     |

**ACHIEVEMENT FIRST EAST NEW YORK CHARTER SCHOOL**  
**Budget / Operating Plan**  
**2017-18**

|                                                            | -                                                    | 4,891,901                | -                 | -        | 4,891,901                  | -                 | -        | 4,891,901          |
|------------------------------------------------------------|------------------------------------------------------|--------------------------|-------------------|----------|----------------------------|-------------------|----------|--------------------|
| <b>Total Revenue</b>                                       | -                                                    | <b>4,891,901</b>         | -                 | -        | <b>4,891,901</b>           | -                 | -        | <b>4,891,901</b>   |
| <b>Total Expenses</b>                                      | -                                                    | <b>4,779,661</b>         | -                 | -        | <b>4,779,661</b>           | -                 | -        | <b>4,779,661</b>   |
| <b>Net Income</b>                                          | -                                                    | <b>112,240</b>           | -                 | -        | <b>112,240</b>             | -                 | -        | <b>112,240</b>     |
| <b>Actual Student Enrollment</b>                           | -                                                    | <b>1,079</b>             | -                 | -        | <b>1,079</b>               | -                 | -        | <b>1,079</b>       |
|                                                            | Prior Year Actual<br>2016-17<br>Revenue Per<br>Pupil | 1st Quarter - 7/1 - 9/30 |                   |          | 2nd Quarter - 10/1 - 12/31 |                   |          | 3rd Q              |
|                                                            |                                                      | Original<br>Budget       | Revised<br>Budget | Variance | Original<br>Budget         | Revised<br>Budget | Variance | Original<br>Budget |
| <b>SCHOOL OPERATIONS</b>                                   |                                                      |                          |                   |          |                            |                   |          |                    |
| Board Expenses                                             |                                                      |                          |                   | -        |                            |                   | -        |                    |
| Classroom / Teaching Supplies & Materials                  |                                                      | 30,741                   |                   | -        | 30,741                     |                   | -        | 30,741             |
| Special Ed Supplies & Materials                            |                                                      |                          |                   | -        |                            |                   | -        |                    |
| Textbooks / Workbooks                                      |                                                      | 70,972                   |                   | -        | 70,972                     |                   | -        | 70,972             |
| Supplies & Materials other                                 |                                                      | 33,148                   |                   | -        | 33,148                     |                   | -        | 33,148             |
| Equipment / Furniture                                      |                                                      | 3,948                    |                   | -        | 3,948                      |                   | -        | 3,948              |
| Telephone                                                  |                                                      | 10,900                   |                   | -        | 10,900                     |                   | -        | 10,900             |
| Technology                                                 |                                                      | 248,691                  |                   | -        | 248,691                    |                   | -        | 248,691            |
| Student Testing & Assessment                               |                                                      | 3,000                    |                   | -        | 3,000                      |                   | -        | 3,000              |
| Field Trips                                                |                                                      | 19,025                   |                   | -        | 19,025                     |                   | -        | 19,025             |
| Transportation (student)                                   |                                                      |                          |                   | -        |                            |                   | -        |                    |
| Student Services - other                                   |                                                      | 490,426                  |                   | -        | 490,426                    |                   | -        | 490,426            |
| Office Expense                                             |                                                      | 44,725                   |                   | -        | 44,725                     |                   | -        | 44,725             |
| Staff Development                                          |                                                      | 33,248                   |                   | -        | 33,248                     |                   | -        | 33,248             |
| Staff Recruitment                                          |                                                      | 6,412                    |                   | -        | 6,412                      |                   | -        | 6,412              |
| Student Recruitment / Marketing                            |                                                      | 2,500                    |                   | -        | 2,500                      |                   | -        | 2,500              |
| School Meals / Lunch                                       |                                                      |                          |                   | -        |                            |                   | -        |                    |
| Travel (Staff)                                             |                                                      | 731                      |                   | -        | 731                        |                   | -        | 731                |
| Fundraising                                                |                                                      |                          |                   | -        |                            |                   | -        |                    |
| Other                                                      |                                                      | 44,401                   |                   | -        | 44,401                     |                   | -        | 44,401             |
| <b>TOTAL SCHOOL OPERATIONS</b>                             | -                                                    | <b>1,042,868</b>         | -                 | -        | <b>1,042,868</b>           | -                 | -        | <b>1,042,868</b>   |
| <b>FACILITY OPERATION &amp; MAINTENANCE</b>                |                                                      |                          |                   |          |                            |                   |          |                    |
| Insurance                                                  |                                                      | 19,828                   |                   | -        | 19,828                     |                   | -        | 19,828             |
| Janitorial                                                 |                                                      |                          |                   | -        |                            |                   | -        |                    |
| Building and Land Rent / Lease / Facility Finance Interest |                                                      | 32,500.00                |                   | -        | 32,500.00                  |                   | -        | 32,500.00          |
| Repairs & Maintenance                                      |                                                      |                          |                   | -        |                            |                   | -        |                    |
| Equipment / Furniture                                      |                                                      | 43,450                   |                   | -        | 43,450                     |                   | -        | 43,450             |
| Security                                                   |                                                      | 12,500                   |                   | -        | 12,500                     |                   | -        | 12,500             |
| Utilities                                                  |                                                      |                          |                   | -        |                            |                   | -        |                    |
| <b>TOTAL FACILITY OPERATION &amp; MAINTENANCE</b>          | -                                                    | <b>108,278</b>           | -                 | -        | <b>108,278</b>             | -                 | -        | <b>108,278</b>     |
| <b>DEPRECIATION &amp; AMORTIZATION</b>                     |                                                      |                          |                   |          |                            |                   |          |                    |
| <b>RESERVES / CONTINGENCY</b>                              |                                                      |                          |                   | -        |                            |                   | -        |                    |

**ACHIEVEMENT FIRST EAST NEW YORK CHARTER SCHOOL**  
**Budget / Operating Plan**  
**2017-18**

|                                  |                          |                                 |                |                 |                                   |                |                 |                  |
|----------------------------------|--------------------------|---------------------------------|----------------|-----------------|-----------------------------------|----------------|-----------------|------------------|
| <b>Total Revenue</b>             | -                        | <b>4,891,901</b>                | -              | -               | <b>4,891,901</b>                  | -              | -               | <b>4,891,901</b> |
| <b>Total Expenses</b>            | -                        | <b>4,779,661</b>                | -              | -               | <b>4,779,661</b>                  | -              | -               | <b>4,779,661</b> |
| <b>Net Income</b>                | -                        | <b>112,240</b>                  | -              | -               | <b>112,240</b>                    | -              | -               | <b>112,240</b>   |
| <b>Actual Student Enrollment</b> | -                        | <b>1,079</b>                    | -              | -               | <b>1,079</b>                      | -              | -               | <b>1,079</b>     |
|                                  | <b>Prior Year Actual</b> | <b>1st Quarter - 7/1 - 9/30</b> |                |                 | <b>2nd Quarter - 10/1 - 12/31</b> |                |                 | <b>3rd C</b>     |
|                                  | <b>2016-17</b>           | <b>Original</b>                 | <b>Revised</b> |                 | <b>Original</b>                   | <b>Revised</b> |                 | <b>Original</b>  |
|                                  | <b>Revenue Per</b>       | <b>Budget</b>                   | <b>Budget</b>  | <b>Variance</b> | <b>Budget</b>                     | <b>Budget</b>  | <b>Variance</b> | <b>Budget</b>    |
|                                  | <b>Pupil</b>             |                                 |                |                 |                                   |                |                 |                  |
| <b>TOTAL EXPENSES</b>            | -                        | <b>4,779,661</b>                | -              | -               | <b>4,779,661</b>                  | -              | -               | <b>4,779,661</b> |
| <b>NET INCOME</b>                | -                        | <b>112,240</b>                  | -              | -               | <b>112,240</b>                    | -              | -               | <b>112,240</b>   |





|                                                        |                             |                 |                                 |                       |                 |
|--------------------------------------------------------|-----------------------------|-----------------|---------------------------------|-----------------------|-----------------|
|                                                        |                             |                 |                                 |                       |                 |
| <b>Total Revenue</b>                                   | -                           | -               | <b>4,891,901</b>                | -                     | -               |
| <b>Total Expenses</b>                                  | -                           | -               | <b>4,779,661</b>                | -                     | -               |
| <b>Net Income</b>                                      | -                           | -               | <b>112,240</b>                  | -                     | -               |
| <b>Actual Student Enrollment</b>                       | -                           | -               | <b>1,079</b>                    | -                     | -               |
|                                                        | <b>Quarter - 1/1 - 3/31</b> |                 | <b>4th Quarter - 4/1 - 6/30</b> |                       |                 |
|                                                        | <b>Revised Budget</b>       | <b>Variance</b> | <b>Original Budget</b>          | <b>Revised Budget</b> | <b>Variance</b> |
| Charter School Program (CSP) Planning & Implementation |                             | -               |                                 |                       | -               |
| Other                                                  |                             | -               |                                 |                       | -               |
| Other                                                  |                             | =               |                                 |                       | =               |
| <b>TOTAL REVENUE FROM FEDERAL SOURCES</b>              | -                           | -               | 110,602                         | -                     | -               |
| <b>LOCAL and OTHER REVENUE</b>                         |                             |                 |                                 |                       |                 |
| Contributions and Donations                            |                             | -               |                                 |                       | -               |
| Fundraising                                            |                             | -               |                                 |                       | -               |
| Erate Reimbursement                                    |                             | -               | 39,065                          |                       | -               |
| Earnings on Investments                                |                             | -               |                                 |                       | -               |
| Interest Income                                        |                             | -               |                                 |                       | -               |
| Food Service (Income from meals)                       |                             | -               |                                 |                       | -               |
| Text Book                                              |                             | -               |                                 |                       | -               |
| OTHER                                                  |                             | =               | <u>462,115</u>                  |                       | =               |
| <b>TOTAL REVENUE FROM LOCAL and OTHER SOURCES</b>      | -                           | -               | 501,180                         | -                     | -               |
| <b>TOTAL REVENUE</b>                                   | -                           | -               | <b>4,891,901</b>                | -                     | -               |

|                                             |               |                             |                 |                                 |                 |
|---------------------------------------------|---------------|-----------------------------|-----------------|---------------------------------|-----------------|
|                                             |               |                             |                 |                                 |                 |
| <b>Total Revenue</b>                        |               | -                           | -               | <b>4,891,901</b>                | -               |
| <b>Total Expenses</b>                       |               | -                           | -               | <b>4,779,661</b>                | -               |
| <b>Net Income</b>                           |               | -                           | -               | <b>112,240</b>                  | -               |
| <b>Actual Student Enrollment</b>            |               | -                           | -               | <b>1,079</b>                    | -               |
|                                             |               | <b>Quarter - 1/1 - 3/31</b> |                 | <b>4th Quarter - 4/1 - 6/30</b> |                 |
|                                             |               | <b>Revised</b>              |                 | <b>Original</b>                 | <b>Revised</b>  |
|                                             |               | <b>Budget</b>               | <b>Variance</b> | <b>Budget</b>                   | <b>Budget</b>   |
|                                             |               |                             |                 |                                 | <b>Variance</b> |
| <b>EXPENSES</b>                             |               |                             |                 |                                 |                 |
| <b>ADMINISTRATIVE STAFF PERSONNEL COSTS</b> |               | Avg. No. of Positions       |                 |                                 |                 |
| Executive Management                        | 4.00          |                             | -               | 515,551                         | -               |
| Instructional Management                    | -             |                             | -               |                                 | -               |
| Deans, Directors & Coordinators             | 15.00         |                             | -               |                                 | -               |
| CFO / Director of Finance                   | -             |                             | -               |                                 | -               |
| Operation / Business Manager                | 3.00          |                             | -               |                                 | -               |
| Administrative Staff                        | 9.00          |                             | -               |                                 | -               |
| <b>TOTAL ADMINISTRATIVE STAFF</b>           | <b>31.00</b>  | -                           | -               | <b>515,551</b>                  | -               |
| <b>INSTRUCTIONAL PERSONNEL COSTS</b>        |               |                             |                 |                                 |                 |
| Teachers - Regular                          | 100.00        |                             | -               | 1,951,893                       | -               |
| Teachers - SPED                             | -             |                             | -               |                                 | -               |
| Substitute Teachers                         | -             |                             | -               |                                 | -               |
| Teaching Assistants                         | 10.00         |                             | -               |                                 | -               |
| Specialty Teachers                          | -             |                             | -               |                                 | -               |
| Aides                                       | 2.00          |                             | -               |                                 | -               |
| Therapists & Counselors                     | 5.00          |                             | -               |                                 | -               |
| Other                                       | 4.00          |                             | -               | 422,611                         | -               |
| <b>TOTAL INSTRUCTIONAL</b>                  | <b>121.00</b> | -                           | -               | <b>2,374,504</b>                | -               |
| <b>NON-INSTRUCTIONAL PERSONNEL COSTS</b>    |               |                             |                 |                                 |                 |
| Nurse                                       | -             |                             | -               |                                 | -               |
| Librarian                                   | -             |                             | -               |                                 | -               |
| Custodian                                   | -             |                             | -               |                                 | -               |
| Security                                    | -             |                             | -               |                                 | -               |
| Other                                       | -             |                             | -               | 325,129                         | -               |
| <b>TOTAL NON-INSTRUCTIONAL</b>              | <b>-</b>      | -                           | -               | <b>325,129</b>                  | -               |
| <b>SUBTOTAL PERSONNEL SERVICE COSTS</b>     |               |                             |                 |                                 |                 |
|                                             | 152.00        | -                           | -               | 3,215,184                       | -               |
| <b>PAYROLL TAXES AND BENEFITS</b>           |               |                             |                 |                                 |                 |
| Payroll Taxes                               |               |                             | -               | 9,743                           | -               |
| Fringe / Employee Benefits                  |               |                             | -               | 348,159                         | -               |

|                                             |        |                             |                 |                                 |                       |                 |
|---------------------------------------------|--------|-----------------------------|-----------------|---------------------------------|-----------------------|-----------------|
|                                             |        |                             |                 |                                 |                       |                 |
| <b>Total Revenue</b>                        |        | -                           | -               | <b>4,891,901</b>                | -                     | -               |
| <b>Total Expenses</b>                       |        | -                           | -               | <b>4,779,661</b>                | -                     | -               |
| <b>Net Income</b>                           |        | -                           | -               | <b>112,240</b>                  | -                     | -               |
| <b>Actual Student Enrollment</b>            |        | -                           | -               | <b>1,079</b>                    | -                     | -               |
|                                             |        | <b>Quarter - 1/1 - 3/31</b> |                 | <b>4th Quarter - 4/1 - 6/30</b> |                       |                 |
|                                             |        | <b>Revised Budget</b>       | <b>Variance</b> | <b>Original Budget</b>          | <b>Revised Budget</b> | <b>Variance</b> |
| Retirement / Pension                        |        |                             | -               |                                 |                       | -               |
| TOTAL PAYROLL TAXES AND BENEFITS            |        | -                           | -               | 357,903                         | -                     | -               |
| <b>TOTAL PERSONNEL SERVICE COSTS</b>        |        |                             |                 |                                 |                       |                 |
|                                             | 152.00 | -                           | -               | 3,573,086                       | -                     | -               |
| <b>CONTRACTED SERVICES</b>                  |        |                             |                 |                                 |                       |                 |
| Accounting / Audit                          |        |                             | -               | 8,027                           |                       | -               |
| Legal                                       |        |                             | -               | 6,000                           |                       | -               |
| Management Company Fee                      |        |                             | -               |                                 |                       | -               |
| Nurse Services                              |        |                             | -               |                                 |                       | -               |
| Food Service / School Lunch                 |        |                             | -               |                                 |                       | -               |
| Payroll Services                            |        |                             | -               | 7,465                           |                       | -               |
| Special Ed Services                         |        |                             | -               |                                 |                       | -               |
| Titlement Services (i.e. Title I)           |        |                             | -               |                                 |                       | -               |
| Other Purchased / Professional / Consulting |        |                             | -               | <u>33,936</u>                   |                       | -               |
| <b>TOTAL CONTRACTED SERVICES</b>            |        | -                           | -               | <b>55,428</b>                   | -                     | -               |

|                                                            |                             |                 |                                 |                       |                 |
|------------------------------------------------------------|-----------------------------|-----------------|---------------------------------|-----------------------|-----------------|
|                                                            |                             |                 |                                 |                       |                 |
| <b>Total Revenue</b>                                       | -                           | -               | <b>4,891,901</b>                | -                     | -               |
| <b>Total Expenses</b>                                      | -                           | -               | <b>4,779,661</b>                | -                     | -               |
| <b>Net Income</b>                                          | -                           | -               | <b>112,240</b>                  | -                     | -               |
| <b>Actual Student Enrollment</b>                           | -                           | -               | <b>1,079</b>                    | -                     | -               |
|                                                            | <b>Quarter - 1/1 - 3/31</b> |                 | <b>4th Quarter - 4/1 - 6/30</b> |                       |                 |
|                                                            | <b>Revised Budget</b>       | <b>Variance</b> | <b>Original Budget</b>          | <b>Revised Budget</b> | <b>Variance</b> |
| <b>SCHOOL OPERATIONS</b>                                   |                             |                 |                                 |                       |                 |
| Board Expenses                                             |                             | -               |                                 |                       | -               |
| Classroom / Teaching Supplies & Materials                  |                             | -               | 30,741                          |                       | -               |
| Special Ed Supplies & Materials                            |                             | -               |                                 |                       | -               |
| Textbooks / Workbooks                                      |                             | -               | 70,972                          |                       | -               |
| Supplies & Materials other                                 |                             | -               | 33,148                          |                       | -               |
| Equipment / Furniture                                      |                             | -               | 3,948                           |                       | -               |
| Telephone                                                  |                             | -               | 10,900                          |                       | -               |
| Technology                                                 |                             | -               | 248,691                         |                       | -               |
| Student Testing & Assessment                               |                             | -               | 3,000                           |                       | -               |
| Field Trips                                                |                             | -               | 19,025                          |                       | -               |
| Transportation (student)                                   |                             | -               |                                 |                       | -               |
| Student Services - other                                   |                             | -               | 490,426                         |                       | -               |
| Office Expense                                             |                             | -               | 44,725                          |                       | -               |
| Staff Development                                          |                             | -               | 33,248                          |                       | -               |
| Staff Recruitment                                          |                             | -               | 6,412                           |                       | -               |
| Student Recruitment / Marketing                            |                             | -               | 2,500                           |                       | -               |
| School Meals / Lunch                                       |                             | -               |                                 |                       | -               |
| Travel (Staff)                                             |                             | -               | 731                             |                       | -               |
| Fundraising                                                |                             | -               |                                 |                       | -               |
| Other                                                      |                             | -               | 44,401                          |                       | -               |
| <b>TOTAL SCHOOL OPERATIONS</b>                             | -                           | -               | <b>1,042,868</b>                | -                     | -               |
| <b>FACILITY OPERATION &amp; MAINTENANCE</b>                |                             |                 |                                 |                       |                 |
| Insurance                                                  |                             | -               | 19,828                          |                       | -               |
| Janitorial                                                 |                             | -               |                                 |                       | -               |
| Building and Land Rent / Lease / Facility Finance Interest |                             | -               | 32,500.00                       |                       | -               |
| Repairs & Maintenance                                      |                             | -               |                                 |                       | -               |
| Equipment / Furniture                                      |                             | -               | 43,450                          |                       | -               |
| Security                                                   |                             | -               | 12,500                          |                       | -               |
| Utilities                                                  |                             | -               |                                 |                       | -               |
| <b>TOTAL FACILITY OPERATION &amp; MAINTENANCE</b>          | -                           | -               | <b>108,278</b>                  | -                     | -               |
| <b>DEPRECIATION &amp; AMORTIZATION</b>                     |                             | -               |                                 |                       | -               |
| <b>RESERVES / CONTINGENCY</b>                              |                             | -               |                                 |                       | -               |

|                                  |                             |                 |                                 |                |                 |
|----------------------------------|-----------------------------|-----------------|---------------------------------|----------------|-----------------|
|                                  |                             |                 |                                 |                |                 |
| <b>Total Revenue</b>             | -                           | -               | <b>4,891,901</b>                | -              | -               |
| <b>Total Expenses</b>            | -                           | -               | <b>4,779,661</b>                | -              | -               |
| <b>Net Income</b>                | -                           | -               | <b>112,240</b>                  | -              | -               |
| <b>Actual Student Enrollment</b> | -                           | -               | <b>1,079</b>                    | -              | -               |
|                                  | <b>Quarter - 1/1 - 3/31</b> |                 | <b>4th Quarter - 4/1 - 6/30</b> |                |                 |
|                                  | <b>Revised</b>              |                 | <b>Original</b>                 | <b>Revised</b> |                 |
|                                  | <b>Budget</b>               | <b>Variance</b> | <b>Budget</b>                   | <b>Budget</b>  | <b>Variance</b> |
| <b>TOTAL EXPENSES</b>            | -                           | -               | <b>4,779,661</b>                | -              | -               |
| <b>NET INCOME</b>                | -                           | -               | <b>112,240</b>                  | -              | -               |





**ACHIEVEMENT FIRST EAST NEW YORK CHARTER SCHOOL**  
**Budget / Operating Plan**

2017-18

| <b>Total Revenue</b>                                   | <b>19,567,605</b>          | <b>19,567,605</b>         | <b>-</b>        | <b>19,567,605</b>                            | <b>19,567,605</b>                           |
|--------------------------------------------------------|----------------------------|---------------------------|-----------------|----------------------------------------------|---------------------------------------------|
| <b>Total Expenses</b>                                  | <b>19,118,643</b>          | <b>19,118,643</b>         | <b>-</b>        | <b>(19,118,643)</b>                          | <b>(19,118,643)</b>                         |
| <b>Net Income</b>                                      | <b>448,962</b>             | <b>448,962</b>            | <b>-</b>        | <b>448,962</b>                               | <b>448,962</b>                              |
| <b>Actual Student Enrollment</b>                       |                            |                           |                 |                                              |                                             |
|                                                        | <b>Total Year</b>          |                           |                 | <b>VARIANCE</b>                              |                                             |
|                                                        | <b>Original<br/>Budget</b> | <b>Revised<br/>Budget</b> | <b>Variance</b> | <b>Original<br/>Budget vs.<br/>PY Budget</b> | <b>Revised<br/>Budget vs.<br/>PY Budget</b> |
| Charter School Program (CSP) Planning & Implementation | -                          | -                         | -               | -                                            | -                                           |
| Other                                                  | -                          | -                         | -               | -                                            | -                                           |
| Other                                                  | -                          | -                         | -               | -                                            | -                                           |
| <b>TOTAL REVENUE FROM FEDERAL SOURCES</b>              | <b>442,408</b>             | <b>442,408</b>            | <b>-</b>        | <b>442,408</b>                               | <b>442,408</b>                              |
| <b>LOCAL and OTHER REVENUE</b>                         |                            |                           |                 |                                              |                                             |
| Contributions and Donations                            | -                          | -                         | -               | -                                            | -                                           |
| Fundraising                                            | -                          | -                         | -               | -                                            | -                                           |
| Erate Reimbursement                                    | 156,260                    | 156,260                   | -               | 156,260                                      | 156,260                                     |
| Earnings on Investments                                | -                          | -                         | -               | -                                            | -                                           |
| Interest Income                                        | -                          | -                         | -               | -                                            | -                                           |
| Food Service (Income from meals)                       | -                          | -                         | -               | -                                            | -                                           |
| Text Book                                              | -                          | -                         | -               | -                                            | -                                           |
| OTHER                                                  | <u>1,848,460</u>           | <u>1,848,460</u>          | <u>-</u>        | <u>1,848,460</u>                             | <u>1,848,460</u>                            |
| <b>TOTAL REVENUE FROM LOCAL and OTHER SOURCES</b>      | <b>2,004,720</b>           | <b>2,004,720</b>          | <b>-</b>        | <b>2,004,720</b>                             | <b>2,004,720</b>                            |
| <b>TOTAL REVENUE</b>                                   | <b>19,567,605</b>          | <b>19,567,605</b>         | <b>-</b>        | <b>19,567,605</b>                            | <b>19,567,605</b>                           |

**DESCRIPTION OF ASSUMPTIONS**

**ACHIEVEMENT FIRST EAST NEW YORK CHARTER SCHOOL**  
**Budget / Operating Plan**

2017-18

|                                  |                   |                   |          |                     |                     |
|----------------------------------|-------------------|-------------------|----------|---------------------|---------------------|
| <b>Total Revenue</b>             | <b>19,567,605</b> | <b>19,567,605</b> | <b>-</b> | <b>19,567,605</b>   | <b>19,567,605</b>   |
| <b>Total Expenses</b>            | <b>19,118,643</b> | <b>19,118,643</b> | <b>-</b> | <b>(19,118,643)</b> | <b>(19,118,643)</b> |
| <b>Net Income</b>                | <b>448,962</b>    | <b>448,962</b>    | <b>-</b> | <b>448,962</b>      | <b>448,962</b>      |
| <b>Actual Student Enrollment</b> |                   |                   |          |                     |                     |

| Total Year      |                |          | VARIANCE                      |                              |
|-----------------|----------------|----------|-------------------------------|------------------------------|
| Original Budget | Revised Budget | Variance | Original Budget vs. PY Budget | Revised Budget vs. PY Budget |

**DESCRIPTION OF ASSUMPTIONS**

**EXPENSES**

**ADMINISTRATIVE STAFF PERSONNEL COSTS**

Avg. No. of Positions

|                                   |              |                  |                  |          |                    |                    |
|-----------------------------------|--------------|------------------|------------------|----------|--------------------|--------------------|
| Executive Management              | 4.00         | 2,062,205        | 2,062,205        | -        | (2,062,205)        | (2,062,205)        |
| Instructional Management          | -            | -                | -                | -        | -                  | -                  |
| Deans, Directors & Coordinators   | 15.00        | -                | -                | -        | -                  | -                  |
| CFO / Director of Finance         | -            | -                | -                | -        | -                  | -                  |
| Operation / Business Manager      | 3.00         | -                | -                | -        | -                  | -                  |
| Administrative Staff              | 9.00         | -                | -                | -        | -                  | -                  |
| <b>TOTAL ADMINISTRATIVE STAFF</b> | <b>31.00</b> | <b>2,062,205</b> | <b>2,062,205</b> | <b>-</b> | <b>(2,062,205)</b> | <b>(2,062,205)</b> |

**INSTRUCTIONAL PERSONNEL COSTS**

|                            |               |                  |                  |          |                    |                    |
|----------------------------|---------------|------------------|------------------|----------|--------------------|--------------------|
| Teachers - Regular         | 100.00        | 7,807,571        | 7,807,571        | -        | (7,807,571)        | (7,807,571)        |
| Teachers - SPED            | -             | -                | -                | -        | -                  | -                  |
| Substitute Teachers        | -             | -                | -                | -        | -                  | -                  |
| Teaching Assistants        | 10.00         | -                | -                | -        | -                  | -                  |
| Specialty Teachers         | -             | -                | -                | -        | -                  | -                  |
| Aides                      | 2.00          | -                | -                | -        | -                  | -                  |
| Therapists & Counselors    | 5.00          | -                | -                | -        | -                  | -                  |
| Other                      | 4.00          | 1,690,444        | 1,690,444        | -        | (1,690,444)        | (1,690,444)        |
| <b>TOTAL INSTRUCTIONAL</b> | <b>121.00</b> | <b>9,498,015</b> | <b>9,498,015</b> | <b>-</b> | <b>(9,498,015)</b> | <b>(9,498,015)</b> |

**NON-INSTRUCTIONAL PERSONNEL COSTS**

|                                |          |                  |                  |          |                    |                    |
|--------------------------------|----------|------------------|------------------|----------|--------------------|--------------------|
| Nurse                          | -        | -                | -                | -        | -                  | -                  |
| Librarian                      | -        | -                | -                | -        | -                  | -                  |
| Custodian                      | -        | -                | -                | -        | -                  | -                  |
| Security                       | -        | -                | -                | -        | -                  | -                  |
| Other                          | -        | 1,300,515        | 1,300,515        | -        | (1,300,515)        | (1,300,515)        |
| <b>TOTAL NON-INSTRUCTIONAL</b> | <b>-</b> | <b>1,300,515</b> | <b>1,300,515</b> | <b>-</b> | <b>(1,300,515)</b> | <b>(1,300,515)</b> |

**SUBTOTAL PERSONNEL SERVICE COSTS**

|        |            |            |   |              |              |
|--------|------------|------------|---|--------------|--------------|
| 152.00 | 12,860,735 | 12,860,735 | - | (12,860,735) | (12,860,735) |
|--------|------------|------------|---|--------------|--------------|

**PAYROLL TAXES AND BENEFITS**

|                            |  |           |           |   |             |             |
|----------------------------|--|-----------|-----------|---|-------------|-------------|
| Payroll Taxes              |  | 38,973    | 38,973    | - | (38,973)    | (38,973)    |
| Fringe / Employee Benefits |  | 1,392,637 | 1,392,637 | - | (1,392,637) | (1,392,637) |

**ACHIEVEMENT FIRST EAST NEW YORK CHARTER SCHOOL  
Budget / Operating Plan**

2017-18

|                                             | Total Year      |                |          | VARIANCE                      |                              |
|---------------------------------------------|-----------------|----------------|----------|-------------------------------|------------------------------|
|                                             | Original Budget | Revised Budget | Variance | Original Budget vs. PY Budget | Revised Budget vs. PY Budget |
| <b>Total Revenue</b>                        | 19,567,605      | 19,567,605     | -        | 19,567,605                    | 19,567,605                   |
| <b>Total Expenses</b>                       | 19,118,643      | 19,118,643     | -        | (19,118,643)                  | (19,118,643)                 |
| <b>Net Income</b>                           | 448,962         | 448,962        | -        | 448,962                       | 448,962                      |
| <b>Actual Student Enrollment</b>            |                 |                |          |                               |                              |
| Retirement / Pension                        | -               | -              | -        | -                             | -                            |
| TOTAL PAYROLL TAXES AND BENEFITS            | 1,431,610       | 1,431,610      | -        | (1,431,610)                   | (1,431,610)                  |
| <b>TOTAL PERSONNEL SERVICE COSTS</b>        | 14,292,345      | 14,292,345     | -        | (14,292,345)                  | (14,292,345)                 |
| <b>CONTRACTED SERVICES</b>                  |                 |                |          |                               |                              |
| Accounting / Audit                          | 32,107          | 32,107         | -        | (32,107)                      | (32,107)                     |
| Legal                                       | 24,000          | 24,000         | -        | (24,000)                      | (24,000)                     |
| Management Company Fee                      | -               | -              | -        | -                             | -                            |
| Nurse Services                              | -               | -              | -        | -                             | -                            |
| Food Service / School Lunch                 | -               | -              | -        | -                             | -                            |
| Payroll Services                            | 29,860          | 29,860         | -        | (29,860)                      | (29,860)                     |
| Special Ed Services                         | -               | -              | -        | -                             | -                            |
| Titlement Services (i.e. Title I)           | -               | -              | -        | -                             | -                            |
| Other Purchased / Professional / Consulting | 135,745         | 135,745        | -        | (135,745)                     | (135,745)                    |
| <b>TOTAL CONTRACTED SERVICES</b>            | 221,712         | 221,712        | -        | (221,712)                     | (221,712)                    |

**DESCRIPTION OF ASSUMPTIONS**

152.00

**ACHIEVEMENT FIRST EAST NEW YORK CHARTER SCHOOL**  
**Budget / Operating Plan**

2017-18

|                                  |                   |                   |          |                     |                     |
|----------------------------------|-------------------|-------------------|----------|---------------------|---------------------|
| <b>Total Revenue</b>             | <b>19,567,605</b> | <b>19,567,605</b> | <b>-</b> | <b>19,567,605</b>   | <b>19,567,605</b>   |
| <b>Total Expenses</b>            | <b>19,118,643</b> | <b>19,118,643</b> | <b>-</b> | <b>(19,118,643)</b> | <b>(19,118,643)</b> |
| <b>Net Income</b>                | <b>448,962</b>    | <b>448,962</b>    | <b>-</b> | <b>448,962</b>      | <b>448,962</b>      |
| <b>Actual Student Enrollment</b> |                   |                   |          |                     |                     |

|  | Total Year      |                |          | VARIANCE                      |                              |
|--|-----------------|----------------|----------|-------------------------------|------------------------------|
|  | Original Budget | Revised Budget | Variance | Original Budget vs. PY Budget | Revised Budget vs. PY Budget |

**DESCRIPTION OF ASSUMPTIONS**

**SCHOOL OPERATIONS**

|                                           |                  |                  |          |                    |                    |
|-------------------------------------------|------------------|------------------|----------|--------------------|--------------------|
| Board Expenses                            | -                | -                | -        | -                  | -                  |
| Classroom / Teaching Supplies & Materials | 122,965          | 122,965          | -        | (122,965)          | (122,965)          |
| Special Ed Supplies & Materials           | -                | -                | -        | -                  | -                  |
| Textbooks / Workbooks                     | 283,888          | 283,888          | -        | (283,888)          | (283,888)          |
| Supplies & Materials other                | 132,590          | 132,590          | -        | (132,590)          | (132,590)          |
| Equipment / Furniture                     | 15,790           | 15,790           | -        | (15,790)           | (15,790)           |
| Telephone                                 | 43,600           | 43,600           | -        | (43,600)           | (43,600)           |
| Technology                                | 994,766          | 994,766          | -        | (994,766)          | (994,766)          |
| Student Testing & Assessment              | 12,000           | 12,000           | -        | (12,000)           | (12,000)           |
| Field Trips                               | 76,100           | 76,100           | -        | (76,100)           | (76,100)           |
| Transportation (student)                  | -                | -                | -        | -                  | -                  |
| Student Services - other                  | 1,961,703        | 1,961,703        | -        | (1,961,703)        | (1,961,703)        |
| Office Expense                            | 178,900          | 178,900          | -        | (178,900)          | (178,900)          |
| Staff Development                         | 132,993          | 132,993          | -        | (132,993)          | (132,993)          |
| Staff Recruitment                         | 25,650           | 25,650           | -        | (25,650)           | (25,650)           |
| Student Recruitment / Marketing           | 10,000           | 10,000           | -        | (10,000)           | (10,000)           |
| School Meals / Lunch                      | -                | -                | -        | -                  | -                  |
| Travel (Staff)                            | 2,925            | 2,925            | -        | (2,925)            | (2,925)            |
| Fundraising                               | -                | -                | -        | -                  | -                  |
| Other                                     | 177,604          | 177,604          | -        | (177,604)          | (177,604)          |
| <b>TOTAL SCHOOL OPERATIONS</b>            | <b>4,171,473</b> | <b>4,171,473</b> | <b>-</b> | <b>(4,171,473)</b> | <b>(4,171,473)</b> |

**FACILITY OPERATION & MAINTENANCE**

|                                                            |                |                |          |                  |                  |
|------------------------------------------------------------|----------------|----------------|----------|------------------|------------------|
| Insurance                                                  | 79,313         | 79,313         | -        | (79,313)         | (79,313)         |
| Janitorial                                                 | -              | -              | -        | -                | -                |
| Building and Land Rent / Lease / Facility Finance Interest | 130,000        | 130,000        | -        | (130,000)        | (130,000)        |
| Repairs & Maintenance                                      | -              | -              | -        | -                | -                |
| Equipment / Furniture                                      | 173,800        | 173,800        | -        | (173,800)        | (173,800)        |
| Security                                                   | 50,000         | 50,000         | -        | (50,000)         | (50,000)         |
| Utilities                                                  | -              | -              | -        | -                | -                |
| <b>TOTAL FACILITY OPERATION &amp; MAINTENANCE</b>          | <b>433,113</b> | <b>433,113</b> | <b>-</b> | <b>(433,113)</b> | <b>(433,113)</b> |

**DEPRECIATION & AMORTIZATION**

|  |   |   |   |   |   |
|--|---|---|---|---|---|
|  | - | - | - | - | - |
|--|---|---|---|---|---|

**RESERVES / CONTINGENCY**

|  |   |   |   |   |   |
|--|---|---|---|---|---|
|  | - | - | - | - | - |
|--|---|---|---|---|---|

**ACHIEVEMENT FIRST EAST NEW YORK CHARTER SCHOOL  
Budget / Operating Plan**

2017-18

|                                  |                            |                           |                 |                                              |                                             |
|----------------------------------|----------------------------|---------------------------|-----------------|----------------------------------------------|---------------------------------------------|
| <b>Total Revenue</b>             | 19,567,605                 | 19,567,605                | -               | 19,567,605                                   | 19,567,605                                  |
| <b>Total Expenses</b>            | 19,118,643                 | 19,118,643                | -               | (19,118,643)                                 | (19,118,643)                                |
| <b>Net Income</b>                | 448,962                    | 448,962                   | -               | 448,962                                      | 448,962                                     |
| <b>Actual Student Enrollment</b> |                            |                           |                 |                                              |                                             |
|                                  | <b>Total Year</b>          |                           |                 | <b>VARIANCE</b>                              |                                             |
|                                  | <b>Original<br/>Budget</b> | <b>Revised<br/>Budget</b> | <b>Variance</b> | <b>Original<br/>Budget vs.<br/>PY Budget</b> | <b>Revised<br/>Budget vs.<br/>PY Budget</b> |
| <b>TOTAL EXPENSES</b>            | <u>19,118,643</u>          | <u>19,118,643</u>         | -               | <u>(19,118,643)</u>                          | <u>(19,118,643)</u>                         |
| <b>NET INCOME</b>                | <u>448,962</u>             | <u>448,962</u>            | -               | <u>448,962</u>                               | <u>448,962</u>                              |

**DESCRIPTION OF ASSUMPTIONS**

**ACHIEVEMENT FIRST EAST NEW YORK CHARTER SCHOOL  
Budget / Operating Plan**

2017-18

|                                  |            |            |   |              |              |
|----------------------------------|------------|------------|---|--------------|--------------|
| <b>Total Revenue</b>             | 19,567,605 | 19,567,605 | - | 19,567,605   | 19,567,605   |
| <b>Total Expenses</b>            | 19,118,643 | 19,118,643 | - | (19,118,643) | (19,118,643) |
| <b>Net Income</b>                | 448,962    | 448,962    | - | 448,962      | 448,962      |
| <b>Actual Student Enrollment</b> |            |            |   |              |              |

**Total Year**

**VARIANCE**

|                            |                           |                 |                                              |                                             |
|----------------------------|---------------------------|-----------------|----------------------------------------------|---------------------------------------------|
| <b>Original<br/>Budget</b> | <b>Revised<br/>Budget</b> | <b>Variance</b> | <b>Original<br/>Budget vs.<br/>PY Budget</b> | <b>Revised<br/>Budget vs.<br/>PY Budget</b> |
|----------------------------|---------------------------|-----------------|----------------------------------------------|---------------------------------------------|

**DESCRIPTION OF ASSUMPTIONS**

**ENROLLMENT - \*School Districts Are Linked To Above Entries\***

**Number of Districts:**

NYC CHANCELLOR'S OFFICE

- 
- 
- 
- 
- 
- 
- 
- 
- 
- 
- 
- 
- 
- 
- 
- 
- 
- 
- 
- 

ALL OTHER School Districts: ( Weighted Avg )

**TOTAL ENROLLMENT**

**REVENUE PER PUPIL**

**EXPENSES PER PUPIL**

**ACHIEVEMENT FIRST EAST NEW YORK CHARTER SCHOOL**

**DO NOT ENTER BALANCE SHEET DATA ON THIS  
TEMPLATE**

**ALANCE SHEET  
2017-18**

Balance sheet data should for the Ed Corp:  
Achievement First Brooklyn Charter Schools  
should be entered on the template for  
Achievement First Bushwick Charter School.

|                                                                        | <u>Prior Year</u> | Q1                | Q2                 | Q3                | Q4                |
|------------------------------------------------------------------------|-------------------|-------------------|--------------------|-------------------|-------------------|
|                                                                        | <u>2016-17</u>    | <u>As of 9/30</u> | <u>As of 12/31</u> | <u>As of 3/31</u> | <u>As of 6/30</u> |
| <b><u>ASSETS</u></b>                                                   |                   |                   |                    |                   |                   |
| <b><u>CURRENT ASSETS</u></b>                                           |                   |                   |                    |                   |                   |
| Cash and cash equivalents                                              | -                 | -                 | -                  | -                 | -                 |
| Grants and contracts receivable                                        | -                 | -                 | -                  | -                 | -                 |
| Accounts receivables                                                   | -                 | -                 | -                  | -                 | -                 |
| Prepaid Expenses                                                       | -                 | -                 | -                  | -                 | -                 |
| Contributions and other receivables                                    | -                 | -                 | -                  | -                 | -                 |
| <b>TOTAL CURRENT ASSETS</b>                                            | -                 | -                 | -                  | -                 | -                 |
| <b><u>PROPERTY, BUILDING AND EQUIPMENT, net</u></b>                    | -                 | -                 | -                  | -                 | -                 |
| <b><u>OTHER ASSETS</u></b>                                             | -                 | -                 | -                  | -                 | -                 |
| <b>TOTAL ASSETS</b>                                                    | -                 | -                 | -                  | -                 | -                 |
| <b><u>LIABILITIES AND NET ASSETS</u></b>                               |                   |                   |                    |                   |                   |
| <b><u>CURRENT LIABILITIES</u></b>                                      |                   |                   |                    |                   |                   |
| Accounts payable and accrued expenses                                  | -                 | -                 | -                  | -                 | -                 |
| Accrued payroll and benefits                                           | -                 | -                 | -                  | -                 | -                 |
| Deferred Revenue                                                       | -                 | -                 | -                  | -                 | -                 |
| Current maturities of long-term debt                                   | -                 | -                 | -                  | -                 | -                 |
| Short Term Debt - Bonds, Notes Payable                                 | -                 | -                 | -                  | -                 | -                 |
| Other                                                                  | -                 | -                 | -                  | -                 | -                 |
| <b>TOTAL CURRENT LIABILITIES</b>                                       | -                 | -                 | -                  | -                 | -                 |
| <b><u>LONG-TERM DEBT and NOTES PAYABLE, net current maturities</u></b> | -                 | -                 | -                  | -                 | -                 |
| <b>TOTAL LIABILITIES</b>                                               | -                 | -                 | -                  | -                 | -                 |
| <b><u>NET ASSETS</u></b>                                               |                   |                   |                    |                   |                   |
| Unrestricted                                                           | -                 | -                 | -                  | -                 | -                 |
| Temporarily restricted                                                 | -                 | -                 | -                  | -                 | -                 |
| <b>TOTAL NET ASSETS</b>                                                | -                 | -                 | -                  | -                 | -                 |
| <b>TOTAL LIABILITIES AND NET ASSETS</b>                                | -                 | -                 | -                  | -                 | -                 |

**ACHIEVEMENT FIRST EAST NEW YORK (**  
**Budget / Operating Plan**

**2017-18**

|                                  |   |           |   |   |           |   |   |
|----------------------------------|---|-----------|---|---|-----------|---|---|
| <b>Total Revenue</b>             | - | 4,891,901 | - | - | 4,891,901 | - | - |
| <b>Total Expenses</b>            | - | 4,779,661 | - | - | 4,779,661 | - | - |
| <b>Net Income</b>                | - | 112,240   | - | - | 112,240   | - | - |
| <b>Actual Student Enrollment</b> | - | 1,079     | - | - | 1,079     | - | - |

|                                                                                                                                               |                                 |                       |                 |                                   |                       |                 |               |
|-----------------------------------------------------------------------------------------------------------------------------------------------|---------------------------------|-----------------------|-----------------|-----------------------------------|-----------------------|-----------------|---------------|
|                                                                                                                                               | <b>1st Quarter - 7/1 - 9/30</b> |                       |                 | <b>2nd Quarter - 10/1 - 12/31</b> |                       |                 | <b>3rd Q</b>  |
| <b>*NOTE: Enrollment, Revenue and Expenditure Data IN the 'Total and Variance Analysis' Section is Based on LAST ACTUAL Quarter Completed</b> | <b>Actual</b>                   | <b>Current Budget</b> | <b>Variance</b> | <b>Actual</b>                     | <b>Current Budget</b> | <b>Variance</b> | <b>Actual</b> |

| REVENUE                                                             |                   |                  |          |                  |          |  |  |
|---------------------------------------------------------------------|-------------------|------------------|----------|------------------|----------|--|--|
| REVENUES FROM STATE SOURCES                                         |                   |                  |          |                  |          |  |  |
| Per Pupil Revenue                                                   | CY Per Pupil Rate |                  |          |                  |          |  |  |
| NYC CHANCELLOR'S OFFICE                                             | 14,527            | 3,918,658        | -        | 3,918,658        | -        |  |  |
| -                                                                   | -                 | -                | -        | -                | -        |  |  |
| -                                                                   | -                 | -                | -        | -                | -        |  |  |
| -                                                                   | -                 | -                | -        | -                | -        |  |  |
| -                                                                   | -                 | -                | -        | -                | -        |  |  |
| -                                                                   | -                 | -                | -        | -                | -        |  |  |
| -                                                                   | -                 | -                | -        | -                | -        |  |  |
| -                                                                   | -                 | -                | -        | -                | -        |  |  |
| -                                                                   | -                 | -                | -        | -                | -        |  |  |
| -                                                                   | -                 | -                | -        | -                | -        |  |  |
| -                                                                   | -                 | -                | -        | -                | -        |  |  |
| -                                                                   | -                 | -                | -        | -                | -        |  |  |
| -                                                                   | -                 | -                | -        | -                | -        |  |  |
| -                                                                   | -                 | -                | -        | -                | -        |  |  |
| -                                                                   | -                 | -                | -        | -                | -        |  |  |
| -                                                                   | -                 | -                | -        | -                | -        |  |  |
| -                                                                   | -                 | -                | -        | -                | -        |  |  |
| -                                                                   | -                 | -                | -        | -                | -        |  |  |
| -                                                                   | -                 | -                | -        | -                | -        |  |  |
| -                                                                   | -                 | -                | -        | -                | -        |  |  |
| ALL OTHER School Districts: ( Count = 0 )                           | -                 | -                | -        | -                | -        |  |  |
| <b>TOTAL Per Pupil Revenue (Weighted Average Per Pupil Funding)</b> | <b>14,527</b>     | <b>3,918,658</b> | <b>-</b> | <b>3,918,658</b> | <b>-</b> |  |  |
| Special Education Revenue                                           |                   | 361,461          | -        | 361,461          | -        |  |  |
| Grants                                                              |                   |                  |          |                  |          |  |  |
| Stimulus                                                            |                   | -                | -        | -                | -        |  |  |
| DYCD (Department of Youth and Community Development)                |                   | -                | -        | -                | -        |  |  |
| Other                                                               |                   | -                | -        | -                | -        |  |  |
| NYC DoE Rental Assistance                                           |                   | -                | -        | -                | -        |  |  |
| Other                                                               |                   | -                | -        | -                | -        |  |  |
| <b>TOTAL REVENUE FROM STATE SOURCES</b>                             |                   | <b>4,280,119</b> | <b>-</b> | <b>4,280,119</b> | <b>-</b> |  |  |
| <b>REVENUE FROM FEDERAL FUNDING</b>                                 |                   |                  |          |                  |          |  |  |
| IDEA Special Needs                                                  |                   | -                | -        | -                | -        |  |  |
| Title I                                                             |                   | 105,968          | -        | 105,968          | -        |  |  |
| Title Funding - Other                                               |                   | 4,634            | -        | 4,634            | -        |  |  |
| School Food Service (Free Lunch)                                    |                   | -                | -        | -                | -        |  |  |
| Grants                                                              |                   |                  |          |                  |          |  |  |
| Charter School Program (CSP) Planning & Implementation              |                   | -                | -        | -                | -        |  |  |
| Other                                                               |                   | -                | -        | -                | -        |  |  |

**ACHIEVEMENT FIRST EAST NEW YORK (**  
**Budget / Operating Plan**

**2017-18**

|                                                                                                                                               |                                 |                       |                 |                                   |                       |                 |               |
|-----------------------------------------------------------------------------------------------------------------------------------------------|---------------------------------|-----------------------|-----------------|-----------------------------------|-----------------------|-----------------|---------------|
| <b>Total Revenue</b>                                                                                                                          | -                               | <b>4,891,901</b>      | -               | -                                 | <b>4,891,901</b>      | -               | -             |
| <b>Total Expenses</b>                                                                                                                         | -                               | <b>4,779,661</b>      | -               | -                                 | <b>4,779,661</b>      | -               | -             |
| <b>Net Income</b>                                                                                                                             | -                               | <b>112,240</b>        | -               | -                                 | <b>112,240</b>        | -               | -             |
| <b>Actual Student Enrollment</b>                                                                                                              | -                               | <b>1,079</b>          | -               | -                                 | <b>1,079</b>          | -               | -             |
| <b>*NOTE: Enrollment, Revenue and Expenditure Data IN the 'Total and Variance Analysis' Section is Based on LAST ACTUAL Quarter Completed</b> |                                 |                       |                 |                                   |                       |                 |               |
|                                                                                                                                               | <b>1st Quarter - 7/1 - 9/30</b> |                       |                 | <b>2nd Quarter - 10/1 - 12/31</b> |                       |                 | <b>3rd Q</b>  |
|                                                                                                                                               | <b>Actual</b>                   | <b>Current Budget</b> | <b>Variance</b> | <b>Actual</b>                     | <b>Current Budget</b> | <b>Variance</b> | <b>Actual</b> |
| Other                                                                                                                                         | -                               | -                     | -               | -                                 | -                     | -               | -             |
| TOTAL REVENUE FROM FEDERAL SOURCES                                                                                                            | -                               | 110,602               | -               | -                                 | 110,602               | -               | -             |
| <b>LOCAL and OTHER REVENUE</b>                                                                                                                |                                 |                       |                 |                                   |                       |                 |               |
| Contributions and Donations                                                                                                                   |                                 | -                     | -               |                                   | -                     | -               |               |
| Fundraising                                                                                                                                   |                                 | -                     | -               |                                   | -                     | -               |               |
| Erate Reimbursement                                                                                                                           |                                 | 39,065                | -               |                                   | 39,065                | -               |               |
| Earnings on Investments                                                                                                                       |                                 | -                     | -               |                                   | -                     | -               |               |
| Interest Income                                                                                                                               |                                 | -                     | -               |                                   | -                     | -               |               |
| Food Service (Income from meals)                                                                                                              |                                 | -                     | -               |                                   | -                     | -               |               |
| Text Book                                                                                                                                     |                                 | -                     | -               |                                   | -                     | -               |               |
| OTHER                                                                                                                                         |                                 | 462,115               | -               |                                   | 462,115               | -               |               |
| TOTAL REVENUE FROM LOCAL and OTHER SOURCES                                                                                                    | -                               | 501,180               | -               | -                                 | 501,180               | -               | -             |
| <b>TOTAL REVENUE</b>                                                                                                                          | -                               | <b>4,891,901</b>      | -               | -                                 | <b>4,891,901</b>      | -               | -             |

**ACHIEVEMENT FIRST EAST NEW YORK (**  
**Budget / Operating Plan**

**2017-18**

|                                  |   |           |   |   |           |   |   |
|----------------------------------|---|-----------|---|---|-----------|---|---|
| <b>Total Revenue</b>             | - | 4,891,901 | - | - | 4,891,901 | - | - |
| <b>Total Expenses</b>            | - | 4,779,661 | - | - | 4,779,661 | - | - |
| <b>Net Income</b>                | - | 112,240   | - | - | 112,240   | - | - |
| <b>Actual Student Enrollment</b> | - | 1,079     | - | - | 1,079     | - | - |

|                                                                                                                                               |                                 |                       |                 |                                   |                       |                 |               |
|-----------------------------------------------------------------------------------------------------------------------------------------------|---------------------------------|-----------------------|-----------------|-----------------------------------|-----------------------|-----------------|---------------|
|                                                                                                                                               | <b>1st Quarter - 7/1 - 9/30</b> |                       |                 | <b>2nd Quarter - 10/1 - 12/31</b> |                       |                 | <b>3rd Q</b>  |
| <b>*NOTE: Enrollment, Revenue and Expenditure Data IN the 'Total and Variance Analysis' Section is Based on LAST ACTUAL Quarter Completed</b> | <b>Actual</b>                   | <b>Current Budget</b> | <b>Variance</b> | <b>Actual</b>                     | <b>Current Budget</b> | <b>Variance</b> | <b>Actual</b> |

|                                             | Quarter 0<br>No. of Positions |           |   |   |           |   |   |
|---------------------------------------------|-------------------------------|-----------|---|---|-----------|---|---|
| <b>EXPENSES</b>                             |                               |           |   |   |           |   |   |
| <b>ADMINISTRATIVE STAFF PERSONNEL COSTS</b> |                               |           |   |   |           |   |   |
| Executive Management                        | -                             | 515,551   | - | - | 515,551   | - | - |
| Instructional Management                    | -                             | -         | - | - | -         | - | - |
| Deans, Directors & Coordinators             | -                             | -         | - | - | -         | - | - |
| CFO / Director of Finance                   | -                             | -         | - | - | -         | - | - |
| Operation / Business Manager                | -                             | -         | - | - | -         | - | - |
| Administrative Staff                        | -                             | -         | - | - | -         | - | - |
| <b>TOTAL ADMINISTRATIVE STAFF</b>           | -                             | 515,551   | - | - | 515,551   | - | - |
| <b>INSTRUCTIONAL PERSONNEL COSTS</b>        |                               |           |   |   |           |   |   |
| Teachers - Regular                          | -                             | 1,951,893 | - | - | 1,951,893 | - | - |
| Teachers - SPED                             | -                             | -         | - | - | -         | - | - |
| Substitute Teachers                         | -                             | -         | - | - | -         | - | - |
| Teaching Assistants                         | -                             | -         | - | - | -         | - | - |
| Specialty Teachers                          | -                             | -         | - | - | -         | - | - |
| Aides                                       | -                             | -         | - | - | -         | - | - |
| Therapists & Counselors                     | -                             | -         | - | - | -         | - | - |
| Other                                       | -                             | 422,611   | - | - | 422,611   | - | - |
| <b>TOTAL INSTRUCTIONAL</b>                  | -                             | 2,374,504 | - | - | 2,374,504 | - | - |
| <b>NON-INSTRUCTIONAL PERSONNEL COSTS</b>    |                               |           |   |   |           |   |   |
| Nurse                                       | -                             | -         | - | - | -         | - | - |
| Librarian                                   | -                             | -         | - | - | -         | - | - |
| Custodian                                   | -                             | -         | - | - | -         | - | - |
| Security                                    | -                             | -         | - | - | -         | - | - |
| Other                                       | -                             | 325,129   | - | - | 325,129   | - | - |
| <b>TOTAL NON-INSTRUCTIONAL</b>              | -                             | 325,129   | - | - | 325,129   | - | - |
| <b>SUBTOTAL PERSONNEL SERVICE COSTS</b>     | -                             | 3,215,184 | - | - | 3,215,184 | - | - |
| <b>PAYROLL TAXES AND BENEFITS</b>           |                               |           |   |   |           |   |   |
| Payroll Taxes                               |                               | 9,743     | - |   | 9,743     | - |   |
| Fringe / Employee Benefits                  |                               | 348,159   | - |   | 348,159   | - |   |
| Retirement / Pension                        |                               | -         | - |   | -         | - |   |
| <b>TOTAL PAYROLL TAXES AND BENEFITS</b>     |                               | 357,903   | - |   | 357,903   | - |   |
| <b>TOTAL PERSONNEL SERVICE COSTS</b>        | -                             | 3,573,086 | - | - | 3,573,086 | - | - |

**ACHIEVEMENT FIRST EAST NEW YORK (**  
**Budget / Operating Plan**

**2017-18**

|                                  |   |           |   |   |           |   |   |
|----------------------------------|---|-----------|---|---|-----------|---|---|
| <b>Total Revenue</b>             | - | 4,891,901 | - | - | 4,891,901 | - | - |
| <b>Total Expenses</b>            | - | 4,779,661 | - | - | 4,779,661 | - | - |
| <b>Net Income</b>                | - | 112,240   | - | - | 112,240   | - | - |
| <b>Actual Student Enrollment</b> | - | 1,079     | - | - | 1,079     | - | - |

**\*NOTE: Enrollment, Revenue and Expenditure Data IN the 'Total and Variance Analysis' Section is Based on LAST ACTUAL Quarter Completed**

|                                             | 1st Quarter - 7/1 - 9/30 |                |          | 2nd Quarter - 10/1 - 12/31 |                |          | 3rd Quarter - 1/1 - 3/31 |
|---------------------------------------------|--------------------------|----------------|----------|----------------------------|----------------|----------|--------------------------|
|                                             | Actual                   | Current Budget | Variance | Actual                     | Current Budget | Variance |                          |
| <b>CONTRACTED SERVICES</b>                  |                          |                |          |                            |                |          |                          |
| Accounting / Audit                          |                          | 8,027          | -        |                            | 8,027          | -        |                          |
| Legal                                       |                          | 6,000          | -        |                            | 6,000          | -        |                          |
| Management Company Fee                      |                          | -              | -        |                            | -              | -        |                          |
| Nurse Services                              |                          | -              | -        |                            | -              | -        |                          |
| Food Service / School Lunch                 |                          | -              | -        |                            | -              | -        |                          |
| Payroll Services                            |                          | 7,465          | -        |                            | 7,465          | -        |                          |
| Special Ed Services                         |                          | -              | -        |                            | -              | -        |                          |
| Titlement Services (i.e. Title I)           |                          | -              | -        |                            | -              | -        |                          |
| Other Purchased / Professional / Consulting |                          | 33,936         | -        |                            | 33,936         | -        |                          |
| <b>TOTAL CONTRACTED SERVICES</b>            | -                        | 55,428         | -        | -                          | 55,428         | -        | -                        |

**ACHIEVEMENT FIRST EAST NEW YORK (**  
**Budget / Operating Plan**

**2017-18**

|                                  |   |                  |   |   |                  |   |   |
|----------------------------------|---|------------------|---|---|------------------|---|---|
| <b>Total Revenue</b>             | - | <b>4,891,901</b> | - | - | <b>4,891,901</b> | - | - |
| <b>Total Expenses</b>            | - | <b>4,779,661</b> | - | - | <b>4,779,661</b> | - | - |
| <b>Net Income</b>                | - | <b>112,240</b>   | - | - | <b>112,240</b>   | - | - |
| <b>Actual Student Enrollment</b> | - | <b>1,079</b>     | - | - | <b>1,079</b>     | - | - |

|                                                                                                                                               |                                 |                       |                 |                                   |                       |                 |               |
|-----------------------------------------------------------------------------------------------------------------------------------------------|---------------------------------|-----------------------|-----------------|-----------------------------------|-----------------------|-----------------|---------------|
| <b>*NOTE: Enrollment, Revenue and Expenditure Data IN the 'Total and Variance Analysis' Section is Based on LAST ACTUAL Quarter Completed</b> | <b>1st Quarter - 7/1 - 9/30</b> |                       |                 | <b>2nd Quarter - 10/1 - 12/31</b> |                       |                 | <b>3rd Q</b>  |
|                                                                                                                                               | <b>Actual</b>                   | <b>Current Budget</b> | <b>Variance</b> | <b>Actual</b>                     | <b>Current Budget</b> | <b>Variance</b> | <b>Actual</b> |

**SCHOOL OPERATIONS**

|                                           |               |                  |   |               |                  |   |   |
|-------------------------------------------|---------------|------------------|---|---------------|------------------|---|---|
| Board Expenses                            | -             | -                | - | -             | -                | - | - |
| Classroom / Teaching Supplies & Materials | 30,741        | -                | - | 30,741        | -                | - | - |
| Special Ed Supplies & Materials           | -             | -                | - | -             | -                | - | - |
| Textbooks / Workbooks                     | 70,972        | -                | - | 70,972        | -                | - | - |
| Supplies & Materials other                | 33,148        | -                | - | 33,148        | -                | - | - |
| Equipment / Furniture                     | 3,948         | -                | - | 3,948         | -                | - | - |
| Telephone                                 | 10,900        | -                | - | 10,900        | -                | - | - |
| Technology                                | 248,691       | -                | - | 248,691       | -                | - | - |
| Student Testing & Assessment              | 3,000         | -                | - | 3,000         | -                | - | - |
| Field Trips                               | 19,025        | -                | - | 19,025        | -                | - | - |
| Transportation (student)                  | -             | -                | - | -             | -                | - | - |
| Student Services - other                  | 490,426       | -                | - | 490,426       | -                | - | - |
| Office Expense                            | 44,725        | -                | - | 44,725        | -                | - | - |
| Staff Development                         | 33,248        | -                | - | 33,248        | -                | - | - |
| Staff Recruitment                         | 6,412         | -                | - | 6,412         | -                | - | - |
| Student Recruitment / Marketing           | 2,500         | -                | - | 2,500         | -                | - | - |
| School Meals / Lunch                      | -             | -                | - | -             | -                | - | - |
| Travel (Staff)                            | 731           | -                | - | 731           | -                | - | - |
| Fundraising                               | -             | -                | - | -             | -                | - | - |
| Other                                     | <u>44,401</u> | -                | - | <u>44,401</u> | -                | - | - |
| <b>TOTAL SCHOOL OPERATIONS</b>            | -             | <b>1,042,868</b> | - | -             | <b>1,042,868</b> | - | - |

**FACILITY OPERATION & MAINTENANCE**

|                                                            |        |                |   |        |                |   |   |
|------------------------------------------------------------|--------|----------------|---|--------|----------------|---|---|
| Insurance                                                  | 19,828 | -              | - | 19,828 | -              | - | - |
| Janitorial                                                 | -      | -              | - | -      | -              | - | - |
| Building and Land Rent / Lease / Facility Finance Interest | 32,500 | -              | - | 32,500 | -              | - | - |
| Repairs & Maintenance                                      | -      | -              | - | -      | -              | - | - |
| Equipment / Furniture                                      | 43,450 | -              | - | 43,450 | -              | - | - |
| Security                                                   | 12,500 | -              | - | 12,500 | -              | - | - |
| Utilities                                                  | -      | -              | - | -      | -              | - | - |
| <b>TOTAL FACILITY OPERATION &amp; MAINTENANCE</b>          | -      | <b>108,278</b> | - | -      | <b>108,278</b> | - | - |

**DEPRECIATION & AMORTIZATION  
RESERVES / CONTINGENCY**

|  |   |   |   |   |   |   |   |
|--|---|---|---|---|---|---|---|
|  | - | - | - | - | - | - | - |
|  | - | - | - | - | - | - | - |

|                       |   |                  |   |   |                  |   |   |
|-----------------------|---|------------------|---|---|------------------|---|---|
| <b>TOTAL EXPENSES</b> | - | <b>4,779,661</b> | - | - | <b>4,779,661</b> | - | - |
|-----------------------|---|------------------|---|---|------------------|---|---|

**ACHIEVEMENT FIRST EAST NEW YORK (**  
**Budget / Operating Plan**

**2017-18**

|                                  |   |                  |   |   |                  |   |   |
|----------------------------------|---|------------------|---|---|------------------|---|---|
| <b>Total Revenue</b>             | - | <b>4,891,901</b> | - | - | <b>4,891,901</b> | - | - |
| <b>Total Expenses</b>            | - | <b>4,779,661</b> | - | - | <b>4,779,661</b> | - | - |
| <b>Net Income</b>                | - | <b>112,240</b>   | - | - | <b>112,240</b>   | - | - |
| <b>Actual Student Enrollment</b> | - | <b>1,079</b>     | - | - | <b>1,079</b>     | - | - |

| <b>*NOTE: Enrollment, Revenue and Expenditure Data IN the 'Total and Variance Analysis' Section is Based on LAST ACTUAL Quarter Completed</b> | 1st Quarter - 7/1 - 9/30 |                |          | 2nd Quarter - 10/1 - 12/31 |                |          | 3rd Q  |
|-----------------------------------------------------------------------------------------------------------------------------------------------|--------------------------|----------------|----------|----------------------------|----------------|----------|--------|
|                                                                                                                                               | Actual                   | Current Budget | Variance | Actual                     | Current Budget | Variance | Actual |
| <b>NET INCOME</b>                                                                                                                             | -                        | <b>112,240</b> | -        | -                          | <b>112,240</b> | -        | -      |

|                                  |   |           |   |   |           |   |   |
|----------------------------------|---|-----------|---|---|-----------|---|---|
| <b>Total Revenue</b>             | - | 4,891,901 | - | - | 4,891,901 | - | - |
| <b>Total Expenses</b>            | - | 4,779,661 | - | - | 4,779,661 | - | - |
| <b>Net Income</b>                | - | 112,240   | - | - | 112,240   | - | - |
| <b>Actual Student Enrollment</b> | - | 1,079     | - | - | 1,079     | - | - |

3rd C

**\*NOTE: Enrollment, Revenue and Expenditure Data IN the 'Total and Variance Analysis' Section is Based on LAST ACTUAL Quarter Completed**

1st Quarter - 7/1 - 9/30

2nd Quarter - 10/1 - 12/31

3rd C

|                                                                    | 1st Quarter - 7/1 - 9/30 |                |          | 2nd Quarter - 10/1 - 12/31 |                |          |   |
|--------------------------------------------------------------------|--------------------------|----------------|----------|----------------------------|----------------|----------|---|
|                                                                    | Actual                   | Current Budget | Variance | Actual                     | Current Budget | Variance |   |
| <b>ENROLLMENT - *School Districts Are Linked To Above Entries*</b> |                          |                |          |                            |                |          |   |
| NYC CHANCELLOR'S OFFICE                                            | -                        | 1,079          | -        | -                          | 1,079          | -        | - |
| -                                                                  | -                        |                | -        | -                          |                | -        | - |
| -                                                                  | -                        |                | -        | -                          |                | -        | - |
| -                                                                  | -                        |                | -        | -                          |                | -        | - |
| -                                                                  | -                        |                | -        | -                          |                | -        | - |
| -                                                                  | -                        |                | -        | -                          |                | -        | - |
| -                                                                  | -                        |                | -        | -                          |                | -        | - |
| -                                                                  | -                        |                | -        | -                          |                | -        | - |
| -                                                                  | -                        |                | -        | -                          |                | -        | - |
| -                                                                  | -                        |                | -        | -                          |                | -        | - |
| -                                                                  | -                        |                | -        | -                          |                | -        | - |
| -                                                                  | -                        |                | -        | -                          |                | -        | - |
| -                                                                  | -                        |                | -        | -                          |                | -        | - |
| -                                                                  | -                        |                | -        | -                          |                | -        | - |
| -                                                                  | -                        |                | -        | -                          |                | -        | - |
| -                                                                  | -                        |                | -        | -                          |                | -        | - |
| -                                                                  | -                        |                | -        | -                          |                | -        | - |
| -                                                                  | -                        |                | -        | -                          |                | -        | - |
| -                                                                  | -                        |                | -        | -                          |                | -        | - |
| -                                                                  | -                        |                | -        | -                          |                | -        | - |
| ALL OTHER School Districts: ( Count = 0 )                          | -                        |                | -        | -                          |                | -        | - |
| <b>TOTAL ENROLLMENT</b>                                            | -                        | <b>1,079</b>   | -        | -                          | <b>1,079</b>   | -        | - |
| <b>REVENUE PER PUPIL</b>                                           | -                        | <b>4,534</b>   | -        | -                          | <b>4,534</b>   | -        | - |
| <b>EXPENSES PER PUPIL</b>                                          | -                        | <b>4,430</b>   | -        | -                          | <b>4,430</b>   | -        | - |

**CHARTER SCHOOL**

**n**

|                                  |                  |   |   |                  |   |
|----------------------------------|------------------|---|---|------------------|---|
| <b>Total Revenue</b>             | <b>4,891,901</b> | - | - | <b>4,891,901</b> | - |
| <b>Total Expenses</b>            | <b>4,779,661</b> | - | - | <b>4,779,661</b> | - |
| <b>Net Income</b>                | <b>112,240</b>   | - | - | <b>112,240</b>   | - |
| <b>Actual Student Enrollment</b> | <b>1,079</b>     | - | - | <b>1,079</b>     | - |

|                                                                                                                                               |                             |                 |                                 |                       |                 |
|-----------------------------------------------------------------------------------------------------------------------------------------------|-----------------------------|-----------------|---------------------------------|-----------------------|-----------------|
| <b>*NOTE: Enrollment, Revenue and Expenditure Data IN the 'Total and Variance Analysis' Section is Based on LAST ACTUAL Quarter Completed</b> | <b>Quarter - 1/1 - 3/31</b> |                 | <b>4th Quarter - 4/1 - 6/30</b> |                       |                 |
|                                                                                                                                               | <b>Current Budget</b>       | <b>Variance</b> | <b>Actual</b>                   | <b>Current Budget</b> | <b>Variance</b> |

**REVENUE**

**REVENUES FROM STATE SOURCES**

Per Pupil Revenue CY Per Pupil Rate

|                                                                     |               |                  |   |   |                  |   |
|---------------------------------------------------------------------|---------------|------------------|---|---|------------------|---|
| NYC CHANCELLOR'S OFFICE                                             | 14,527        | 3,918,658        | - | - | 3,918,658        | - |
| -                                                                   | -             | -                | - | - | -                | - |
| -                                                                   | -             | -                | - | - | -                | - |
| -                                                                   | -             | -                | - | - | -                | - |
| -                                                                   | -             | -                | - | - | -                | - |
| -                                                                   | -             | -                | - | - | -                | - |
| -                                                                   | -             | -                | - | - | -                | - |
| -                                                                   | -             | -                | - | - | -                | - |
| -                                                                   | -             | -                | - | - | -                | - |
| -                                                                   | -             | -                | - | - | -                | - |
| -                                                                   | -             | -                | - | - | -                | - |
| -                                                                   | -             | -                | - | - | -                | - |
| -                                                                   | -             | -                | - | - | -                | - |
| -                                                                   | -             | -                | - | - | -                | - |
| -                                                                   | -             | -                | - | - | -                | - |
| -                                                                   | -             | -                | - | - | -                | - |
| -                                                                   | -             | -                | - | - | -                | - |
| -                                                                   | -             | -                | - | - | -                | - |
| -                                                                   | -             | -                | - | - | -                | - |
| -                                                                   | -             | -                | - | - | -                | - |
| -                                                                   | -             | -                | - | - | -                | - |
| -                                                                   | -             | -                | - | - | -                | - |
| ALL OTHER School Districts: ( Count = 0 )                           | -             | -                | - | - | -                | - |
| <b>TOTAL Per Pupil Revenue (Weighted Average Per Pupil Funding)</b> | <b>14,527</b> | <b>3,918,658</b> | - | - | <b>3,918,658</b> | - |

|                                                      |                  |   |   |                  |   |
|------------------------------------------------------|------------------|---|---|------------------|---|
| Special Education Revenue                            | 361,461          | - | - | 361,461          | - |
| Grants                                               |                  |   |   |                  |   |
| Stimulus                                             | -                | - | - | -                | - |
| DYCD (Department of Youth and Community Development) | -                | - | - | -                | - |
| Other                                                | -                | - | - | -                | - |
| NYC DoE Rental Assistance                            | -                | - | - | -                | - |
| Other                                                | -                | - | - | -                | - |
| <b>TOTAL REVENUE FROM STATE SOURCES</b>              | <b>4,280,119</b> | - | - | <b>4,280,119</b> | - |

**REVENUE FROM FEDERAL FUNDING**

|                                                        |         |   |   |         |   |
|--------------------------------------------------------|---------|---|---|---------|---|
| IDEA Special Needs                                     | -       | - | - | -       | - |
| Title I                                                | 105,968 | - | - | 105,968 | - |
| Title Funding - Other                                  | 4,634   | - | - | 4,634   | - |
| School Food Service (Free Lunch)                       | -       | - | - | -       | - |
| Grants                                                 |         |   |   |         |   |
| Charter School Program (CSP) Planning & Implementation | -       | - | - | -       | - |
| Other                                                  | -       | - | - | -       | - |

**CHARTER SCHOOL**

**n**

|                                                                                                                                               |                             |                 |                                 |                  |                 |
|-----------------------------------------------------------------------------------------------------------------------------------------------|-----------------------------|-----------------|---------------------------------|------------------|-----------------|
| <b>Total Revenue</b>                                                                                                                          | <b>4,891,901</b>            | -               | -                               | <b>4,891,901</b> | -               |
| <b>Total Expenses</b>                                                                                                                         | <b>4,779,661</b>            | -               | -                               | <b>4,779,661</b> | -               |
| <b>Net Income</b>                                                                                                                             | <b>112,240</b>              | -               | -                               | <b>112,240</b>   | -               |
| <b>Actual Student Enrollment</b>                                                                                                              | <b>1,079</b>                | -               | -                               | <b>1,079</b>     | -               |
|                                                                                                                                               | <b>Quarter - 1/1 - 3/31</b> |                 | <b>4th Quarter - 4/1 - 6/30</b> |                  |                 |
| <b>*NOTE: Enrollment, Revenue and Expenditure Data IN the 'Total and Variance Analysis' Section is Based on LAST ACTUAL Quarter Completed</b> | <b>Current</b>              |                 |                                 | <b>Current</b>   |                 |
|                                                                                                                                               | <b>Budget</b>               | <b>Variance</b> | <b>Actual</b>                   | <b>Budget</b>    | <b>Variance</b> |
| Other                                                                                                                                         | -                           | -               |                                 | -                | -               |
| TOTAL REVENUE FROM FEDERAL SOURCES                                                                                                            | 110,602                     | -               | -                               | 110,602          | -               |
| <b>LOCAL and OTHER REVENUE</b>                                                                                                                |                             |                 |                                 |                  |                 |
| Contributions and Donations                                                                                                                   | -                           | -               |                                 | -                | -               |
| Fundraising                                                                                                                                   | -                           | -               |                                 | -                | -               |
| Erate Reimbursement                                                                                                                           | 39,065                      | -               |                                 | 39,065           | -               |
| Earnings on Investments                                                                                                                       | -                           | -               |                                 | -                | -               |
| Interest Income                                                                                                                               | -                           | -               |                                 | -                | -               |
| Food Service (Income from meals)                                                                                                              | -                           | -               |                                 | -                | -               |
| Text Book                                                                                                                                     | -                           | -               |                                 | -                | -               |
| OTHER                                                                                                                                         | 462,115                     | -               |                                 | 462,115          | -               |
| TOTAL REVENUE FROM LOCAL and OTHER SOURCES                                                                                                    | 501,180                     | -               | -                               | 501,180          | -               |
| <b>TOTAL REVENUE</b>                                                                                                                          | <b>4,891,901</b>            | -               | -                               | <b>4,891,901</b> | -               |

**CHARTER SCHOOL**

n

|                                  |                  |   |   |                  |   |
|----------------------------------|------------------|---|---|------------------|---|
| <b>Total Revenue</b>             | <b>4,891,901</b> | - | - | <b>4,891,901</b> | - |
| <b>Total Expenses</b>            | <b>4,779,661</b> | - | - | <b>4,779,661</b> | - |
| <b>Net Income</b>                | <b>112,240</b>   | - | - | <b>112,240</b>   | - |
| <b>Actual Student Enrollment</b> | <b>1,079</b>     | - | - | <b>1,079</b>     | - |

|                                                                                                                                                      |                             |                 |                                 |                       |                 |
|------------------------------------------------------------------------------------------------------------------------------------------------------|-----------------------------|-----------------|---------------------------------|-----------------------|-----------------|
| <p><b>*NOTE: Enrollment, Revenue and Expenditure Data IN the 'Total and Variance Analysis' Section is Based on LAST ACTUAL Quarter Completed</b></p> | <b>Quarter - 1/1 - 3/31</b> |                 | <b>4th Quarter - 4/1 - 6/30</b> |                       |                 |
|                                                                                                                                                      | <b>Current Budget</b>       | <b>Variance</b> | <b>Actual</b>                   | <b>Current Budget</b> | <b>Variance</b> |

|                                             | Quarter 0<br>No. of Positions | Quarter - 1/1 - 3/31 |          | 4th Quarter - 4/1 - 6/30 |                  |          |
|---------------------------------------------|-------------------------------|----------------------|----------|--------------------------|------------------|----------|
|                                             |                               | Current Budget       | Variance | Actual                   | Current Budget   | Variance |
| <b>EXPENSES</b>                             |                               |                      |          |                          |                  |          |
| <b>ADMINISTRATIVE STAFF PERSONNEL COSTS</b> |                               |                      |          |                          |                  |          |
| Executive Management                        | -                             | 515,551              | -        | -                        | 515,551          | -        |
| Instructional Management                    | -                             | -                    | -        | -                        | -                | -        |
| Deans, Directors & Coordinators             | -                             | -                    | -        | -                        | -                | -        |
| CFO / Director of Finance                   | -                             | -                    | -        | -                        | -                | -        |
| Operation / Business Manager                | -                             | -                    | -        | -                        | -                | -        |
| Administrative Staff                        | -                             | -                    | -        | -                        | -                | -        |
| <b>TOTAL ADMINISTRATIVE STAFF</b>           | -                             | <b>515,551</b>       | -        | -                        | <b>515,551</b>   | -        |
| <b>INSTRUCTIONAL PERSONNEL COSTS</b>        |                               |                      |          |                          |                  |          |
| Teachers - Regular                          | -                             | 1,951,893            | -        | -                        | 1,951,893        | -        |
| Teachers - SPED                             | -                             | -                    | -        | -                        | -                | -        |
| Substitute Teachers                         | -                             | -                    | -        | -                        | -                | -        |
| Teaching Assistants                         | -                             | -                    | -        | -                        | -                | -        |
| Specialty Teachers                          | -                             | -                    | -        | -                        | -                | -        |
| Aides                                       | -                             | -                    | -        | -                        | -                | -        |
| Therapists & Counselors                     | -                             | -                    | -        | -                        | -                | -        |
| Other                                       | -                             | 422,611              | -        | -                        | 422,611          | -        |
| <b>TOTAL INSTRUCTIONAL</b>                  | -                             | <b>2,374,504</b>     | -        | -                        | <b>2,374,504</b> | -        |
| <b>NON-INSTRUCTIONAL PERSONNEL COSTS</b>    |                               |                      |          |                          |                  |          |
| Nurse                                       | -                             | -                    | -        | -                        | -                | -        |
| Librarian                                   | -                             | -                    | -        | -                        | -                | -        |
| Custodian                                   | -                             | -                    | -        | -                        | -                | -        |
| Security                                    | -                             | -                    | -        | -                        | -                | -        |
| Other                                       | -                             | 325,129              | -        | -                        | 325,129          | -        |
| <b>TOTAL NON-INSTRUCTIONAL</b>              | -                             | <b>325,129</b>       | -        | -                        | <b>325,129</b>   | -        |
| <b>SUBTOTAL PERSONNEL SERVICE COSTS</b>     | -                             | <b>3,215,184</b>     | -        | -                        | <b>3,215,184</b> | -        |
| <b>PAYROLL TAXES AND BENEFITS</b>           |                               |                      |          |                          |                  |          |
| Payroll Taxes                               | -                             | 9,743                | -        | -                        | 9,743            | -        |
| Fringe / Employee Benefits                  | -                             | 348,159              | -        | -                        | 348,159          | -        |
| Retirement / Pension                        | -                             | -                    | -        | -                        | -                | -        |
| <b>TOTAL PAYROLL TAXES AND BENEFITS</b>     | -                             | <b>357,903</b>       | -        | -                        | <b>357,903</b>   | -        |
| <b>TOTAL PERSONNEL SERVICE COSTS</b>        | -                             | <b>3,573,086</b>     | -        | -                        | <b>3,573,086</b> | -        |

**CHARTER SCHOOL**

n

|                                  |           |   |   |           |   |
|----------------------------------|-----------|---|---|-----------|---|
| <b>Total Revenue</b>             | 4,891,901 | - | - | 4,891,901 | - |
| <b>Total Expenses</b>            | 4,779,661 | - | - | 4,779,661 | - |
| <b>Net Income</b>                | 112,240   | - | - | 112,240   | - |
| <b>Actual Student Enrollment</b> | 1,079     | - | - | 1,079     | - |

|                                                                                                                                                      |                             |                       |                 |                                 |                       |                 |
|------------------------------------------------------------------------------------------------------------------------------------------------------|-----------------------------|-----------------------|-----------------|---------------------------------|-----------------------|-----------------|
| <p><b>*NOTE: Enrollment, Revenue and Expenditure Data IN the 'Total and Variance Analysis' Section is Based on LAST ACTUAL Quarter Completed</b></p> | <b>Quarter - 1/1 - 3/31</b> |                       |                 | <b>4th Quarter - 4/1 - 6/30</b> |                       |                 |
|                                                                                                                                                      | <b>CHARTER SCHOOL</b>       |                       |                 |                                 |                       |                 |
|                                                                                                                                                      | <b>n</b>                    | <b>Current Budget</b> | <b>Variance</b> | <b>Actual</b>                   | <b>Current Budget</b> | <b>Variance</b> |
| <b>CONTRACTED SERVICES</b>                                                                                                                           |                             |                       |                 |                                 |                       |                 |
| Accounting / Audit                                                                                                                                   |                             | 8,027                 | -               |                                 | 8,027                 | -               |
| Legal                                                                                                                                                |                             | 6,000                 | -               |                                 | 6,000                 | -               |
| Management Company Fee                                                                                                                               |                             | -                     | -               |                                 | -                     | -               |
| Nurse Services                                                                                                                                       |                             | -                     | -               |                                 | -                     | -               |
| Food Service / School Lunch                                                                                                                          |                             | -                     | -               |                                 | -                     | -               |
| Payroll Services                                                                                                                                     |                             | 7,465                 | -               |                                 | 7,465                 | -               |
| Special Ed Services                                                                                                                                  |                             | -                     | -               |                                 | -                     | -               |
| Titlement Services (i.e. Title I)                                                                                                                    |                             | -                     | -               |                                 | -                     | -               |
| Other Purchased / Professional / Consulting                                                                                                          |                             | 33,936                | -               |                                 | 33,936                | -               |
| <b>TOTAL CONTRACTED SERVICES</b>                                                                                                                     |                             | 55,428                | -               | -                               | 55,428                | -               |

**CHARTER SCHOOL**

n

|                                  |                  |   |   |                  |   |
|----------------------------------|------------------|---|---|------------------|---|
| <b>Total Revenue</b>             | <b>4,891,901</b> | - | - | <b>4,891,901</b> | - |
| <b>Total Expenses</b>            | <b>4,779,661</b> | - | - | <b>4,779,661</b> | - |
| <b>Net Income</b>                | <b>112,240</b>   | - | - | <b>112,240</b>   | - |
| <b>Actual Student Enrollment</b> | <b>1,079</b>     | - | - | <b>1,079</b>     | - |

|                                                                                                                                                      |                             |                 |                                 |                       |                 |
|------------------------------------------------------------------------------------------------------------------------------------------------------|-----------------------------|-----------------|---------------------------------|-----------------------|-----------------|
| <p><b>*NOTE: Enrollment, Revenue and Expenditure Data IN the 'Total and Variance Analysis' Section is Based on LAST ACTUAL Quarter Completed</b></p> | <b>Quarter - 1/1 - 3/31</b> |                 | <b>4th Quarter - 4/1 - 6/30</b> |                       |                 |
|                                                                                                                                                      | <b>Current Budget</b>       | <b>Variance</b> | <b>Actual</b>                   | <b>Current Budget</b> | <b>Variance</b> |

|                                                            |                         |   |   |                         |   |
|------------------------------------------------------------|-------------------------|---|---|-------------------------|---|
| <b>SCHOOL OPERATIONS</b>                                   |                         |   |   |                         |   |
| Board Expenses                                             | -                       | - |   | -                       | - |
| Classroom / Teaching Supplies & Materials                  | 30,741                  | - |   | 30,741                  | - |
| Special Ed Supplies & Materials                            | -                       | - |   | -                       | - |
| Textbooks / Workbooks                                      | 70,972                  | - |   | 70,972                  | - |
| Supplies & Materials other                                 | 33,148                  | - |   | 33,148                  | - |
| Equipment / Furniture                                      | 3,948                   | - |   | 3,948                   | - |
| Telephone                                                  | 10,900                  | - |   | 10,900                  | - |
| Technology                                                 | 248,691                 | - |   | 248,691                 | - |
| Student Testing & Assessment                               | 3,000                   | - |   | 3,000                   | - |
| Field Trips                                                | 19,025                  | - |   | 19,025                  | - |
| Transportation (student)                                   | -                       | - |   | -                       | - |
| Student Services - other                                   | 490,426                 | - |   | 490,426                 | - |
| Office Expense                                             | 44,725                  | - |   | 44,725                  | - |
| Staff Development                                          | 33,248                  | - |   | 33,248                  | - |
| Staff Recruitment                                          | 6,412                   | - |   | 6,412                   | - |
| Student Recruitment / Marketing                            | 2,500                   | - |   | 2,500                   | - |
| School Meals / Lunch                                       | -                       | - |   | -                       | - |
| Travel (Staff)                                             | 731                     | - |   | 731                     | - |
| Fundraising                                                | -                       | - |   | -                       | - |
| Other                                                      | <u>44,401</u>           | - |   | <u>44,401</u>           | - |
| <b>TOTAL SCHOOL OPERATIONS</b>                             | <b>1,042,868</b>        | - | - | <b>1,042,868</b>        | - |
| <b>FACILITY OPERATION &amp; MAINTENANCE</b>                |                         |   |   |                         |   |
| Insurance                                                  | 19,828                  | - |   | 19,828                  | - |
| Janitorial                                                 | -                       | - |   | -                       | - |
| Building and Land Rent / Lease / Facility Finance Interest | 32,500                  | - |   | 32,500                  | - |
| Repairs & Maintenance                                      | -                       | - |   | -                       | - |
| Equipment / Furniture                                      | 43,450                  | - |   | 43,450                  | - |
| Security                                                   | 12,500                  | - |   | 12,500                  | - |
| Utilities                                                  | -                       | - |   | -                       | - |
| <b>TOTAL FACILITY OPERATION &amp; MAINTENANCE</b>          | <b>108,278</b>          | - | - | <b>108,278</b>          | - |
| <b>DEPRECIATION &amp; AMORTIZATION</b>                     | -                       | - |   | -                       | - |
| <b>RESERVES / CONTINGENCY</b>                              | -                       | - |   | -                       | - |
| <b>TOTAL EXPENSES</b>                                      | <b><u>4,779,661</u></b> | - | - | <b><u>4,779,661</u></b> | - |

**CHARTER SCHOOL  
CHARTER SCHOOL**

|                                                                                                                                                                           |  | n                    |          |                          |                   |
|---------------------------------------------------------------------------------------------------------------------------------------------------------------------------|--|----------------------|----------|--------------------------|-------------------|
| Total Revenue                                                                                                                                                             |  | 4,891,901            | -        | -                        | 4,891,901         |
| Total Expenses                                                                                                                                                            |  | 4,779,661            | -        | -                        | 4,779,661         |
| Net Income                                                                                                                                                                |  | 112,240              | -        | -                        | 112,240           |
| Actual Student Enrollment                                                                                                                                                 |  | 1,079                | -        | -                        | 1,079             |
|                                                                                                                                                                           |  | Quarter - 1/1 - 3/31 |          | 4th Quarter - 4/1 - 6/30 |                   |
| <p style="text-align: center;">*NOTE: Enrollment, Revenue and Expenditure Data IN the 'Total and Variance Analysis' Section is Based on LAST ACTUAL Quarter Completed</p> |  | Quarter - 1/1 - 3/31 |          |                          |                   |
|                                                                                                                                                                           |  | Current<br>Budget    | Variance | Actual                   | Current<br>Budget |
| <b>NET INCOME</b>                                                                                                                                                         |  | <u>112,240</u>       | -        | -                        | <u>112,240</u>    |

| CHARTER SCHOOL                                                                                                                         |              |                      |          |                          |                |          |
|----------------------------------------------------------------------------------------------------------------------------------------|--------------|----------------------|----------|--------------------------|----------------|----------|
| n                                                                                                                                      |              |                      |          |                          |                |          |
| Total Revenue                                                                                                                          | 4,891,901    | -                    | -        | 4,891,901                | -              |          |
| Total Expenses                                                                                                                         | 4,779,661    | -                    | -        | 4,779,661                | -              |          |
| Net Income                                                                                                                             | 112,240      | -                    | -        | 112,240                  | -              |          |
| Actual Student Enrollment                                                                                                              | 1,079        | -                    | -        | 1,079                    | -              |          |
|                                                                                                                                        |              | Quarter - 1/1 - 3/31 |          | 4th Quarter - 4/1 - 6/30 |                |          |
|                                                                                                                                        |              | Quarter - 1/1 - 3/31 |          | 4th Quarter - 4/1 - 6/30 |                |          |
| *NOTE: Enrollment, Revenue and Expenditure Data IN the 'Total and Variance Analysis' Section is Based on LAST ACTUAL Quarter Completed |              | Current Budget       | Variance | Actual                   | Current Budget | Variance |
| <b>ENROLLMENT - *School Districts Are Linked To Above Entries*</b>                                                                     |              |                      |          |                          |                |          |
| NYC CHANCELLOR'S OFFICE                                                                                                                | 1,079        | -                    | -        | 1,079                    | -              |          |
| -                                                                                                                                      | -            | -                    | -        | -                        | -              |          |
| -                                                                                                                                      | -            | -                    | -        | -                        | -              |          |
| -                                                                                                                                      | -            | -                    | -        | -                        | -              |          |
| -                                                                                                                                      | -            | -                    | -        | -                        | -              |          |
| -                                                                                                                                      | -            | -                    | -        | -                        | -              |          |
| -                                                                                                                                      | -            | -                    | -        | -                        | -              |          |
| -                                                                                                                                      | -            | -                    | -        | -                        | -              |          |
| -                                                                                                                                      | -            | -                    | -        | -                        | -              |          |
| -                                                                                                                                      | -            | -                    | -        | -                        | -              |          |
| -                                                                                                                                      | -            | -                    | -        | -                        | -              |          |
| -                                                                                                                                      | -            | -                    | -        | -                        | -              |          |
| -                                                                                                                                      | -            | -                    | -        | -                        | -              |          |
| -                                                                                                                                      | -            | -                    | -        | -                        | -              |          |
| -                                                                                                                                      | -            | -                    | -        | -                        | -              |          |
| -                                                                                                                                      | -            | -                    | -        | -                        | -              |          |
| ALL OTHER School Districts: ( Count = 0 )                                                                                              | -            | -                    | -        | -                        | -              |          |
| <b>TOTAL ENROLLMENT</b>                                                                                                                | <b>1,079</b> | <b>-</b>             | <b>-</b> | <b>1,079</b>             | <b>-</b>       |          |
| <b>REVENUE PER PUPIL</b>                                                                                                               | <b>4,534</b> | <b>-</b>             | <b>-</b> | <b>4,534</b>             | <b>-</b>       |          |
| <b>EXPENSES PER PUPIL</b>                                                                                                              | <b>4,430</b> | <b>-</b>             | <b>-</b> | <b>4,430</b>             | <b>-</b>       |          |

**ACHIEVEMENT FIRST EAST NEW YORK CHARTER**  
**Budget / Operating Plan**

2017-18

|                           |   |   |   |            |              |   |   |            |
|---------------------------|---|---|---|------------|--------------|---|---|------------|
| Total Revenue             | - | - | - | 19,567,605 | (19,567,605) | - | - | 19,567,605 |
| Total Expenses            | - | - | - | 19,118,643 | 19,118,643   | - | - | 19,118,643 |
| Net Income                | - | - | - | 448,962    | (448,962)    | - | - | 448,962    |
| Actual Student Enrollment | - | - | - |            |              | - | - |            |

\*NOTE: Enrollment, Revenue and Expenditure Data IN the 'Total and Variance Analysis' Section is Based on LAST ACTUAL Quarter Completed

**TOTALS AND VARIANCE ANALYSIS**

| Actual | Current Budget (Current Quarter) | Actual vs. Current Budget | Current Budget - TY | Actual vs. Current Budget TY | Original Budget (Current Quarter) | Actual vs. Original Budget | Original Budget - |
|--------|----------------------------------|---------------------------|---------------------|------------------------------|-----------------------------------|----------------------------|-------------------|
|--------|----------------------------------|---------------------------|---------------------|------------------------------|-----------------------------------|----------------------------|-------------------|

**REVENUE**  
**REVENUES FROM STATE SOURCES**

| Per Pupil Revenue                                                   | CY Per Pupil Rate |
|---------------------------------------------------------------------|-------------------|
| NYC CHANCELLOR'S OFFICE                                             | 14,527            |
| -                                                                   | -                 |
| -                                                                   | -                 |
| -                                                                   | -                 |
| -                                                                   | -                 |
| -                                                                   | -                 |
| -                                                                   | -                 |
| -                                                                   | -                 |
| -                                                                   | -                 |
| -                                                                   | -                 |
| -                                                                   | -                 |
| -                                                                   | -                 |
| -                                                                   | -                 |
| -                                                                   | -                 |
| -                                                                   | -                 |
| -                                                                   | -                 |
| -                                                                   | -                 |
| ALL OTHER School Districts: ( Count = 0 )                           | -                 |
| <b>TOTAL Per Pupil Revenue (Weighted Average Per Pupil Funding)</b> | 14,527            |

|                                                      |   |
|------------------------------------------------------|---|
| Special Education Revenue                            | - |
| Grants                                               | - |
| Stimulus                                             | - |
| DYCD (Department of Youth and Community Development) | - |
| Other                                                | - |
| NYC DoE Rental Assistance                            | - |
| Other                                                | - |
| <b>TOTAL REVENUE FROM STATE SOURCES</b>              | - |

**REVENUE FROM FEDERAL FUNDING**

|                                                        |   |
|--------------------------------------------------------|---|
| IDEA Special Needs                                     | - |
| Title I                                                | - |
| Title Funding - Other                                  | - |
| School Food Service (Free Lunch)                       | - |
| Grants                                                 | - |
| Charter School Program (CSP) Planning & Implementation | - |
| Other                                                  | - |

|   |   |   |            |              |   |   |            |
|---|---|---|------------|--------------|---|---|------------|
| - | - | - | 15,674,633 | (15,674,633) | - | - | 15,674,633 |
| - | - | - | -          | -            | - | - | -          |
| - | - | - | -          | -            | - | - | -          |
| - | - | - | -          | -            | - | - | -          |
| - | - | - | -          | -            | - | - | -          |
| - | - | - | -          | -            | - | - | -          |
| - | - | - | -          | -            | - | - | -          |
| - | - | - | -          | -            | - | - | -          |
| - | - | - | -          | -            | - | - | -          |
| - | - | - | -          | -            | - | - | -          |
| - | - | - | -          | -            | - | - | -          |
| - | - | - | -          | -            | - | - | -          |
| - | - | - | -          | -            | - | - | -          |
| - | - | - | -          | -            | - | - | -          |
| - | - | - | -          | -            | - | - | -          |
| - | - | - | -          | -            | - | - | -          |
| - | - | - | -          | -            | - | - | -          |
| - | - | - | 15,674,633 | (15,674,633) | - | - | 15,674,633 |
| - | - | - | 1,445,844  | (1,445,844)  | - | - | 1,445,844  |
| - | - | - | -          | -            | - | - | -          |
| - | - | - | -          | -            | - | - | -          |
| - | - | - | -          | -            | - | - | -          |
| - | - | - | -          | -            | - | - | -          |
| - | - | - | -          | -            | - | - | -          |
| - | - | - | -          | -            | - | - | -          |
| - | - | - | -          | -            | - | - | -          |
| - | - | - | -          | -            | - | - | -          |
| - | - | - | 17,120,477 | (17,120,477) | - | - | 17,120,477 |

|   |   |   |         |           |   |   |         |
|---|---|---|---------|-----------|---|---|---------|
| - | - | - | -       | -         | - | - | -       |
| - | - | - | 423,872 | (423,872) | - | - | 423,872 |
| - | - | - | 18,536  | (18,536)  | - | - | 18,536  |
| - | - | - | -       | -         | - | - | -       |
| - | - | - | -       | -         | - | - | -       |
| - | - | - | -       | -         | - | - | -       |
| - | - | - | -       | -         | - | - | -       |

**ACHIEVEMENT FIRST EAST NEW YORK CHARTER  
Budget / Operating Plan**

**2017-18**

|                                  |   |   |   |            |              |   |   |            |
|----------------------------------|---|---|---|------------|--------------|---|---|------------|
| <b>Total Revenue</b>             | - | - | - | 19,567,605 | (19,567,605) | - | - | 19,567,605 |
| <b>Total Expenses</b>            | - | - | - | 19,118,643 | 19,118,643   | - | - | 19,118,643 |
| <b>Net Income</b>                | - | - | - | 448,962    | (448,962)    | - | - | 448,962    |
| <b>Actual Student Enrollment</b> | - | - | - |            |              | - | - |            |

**\*NOTE: Enrollment, Revenue and Expenditure Data IN the 'Total and Variance Analysis' Section is Based on LAST ACTUAL Quarter Completed**

**TOTALS AND VARIANCE ANALYSIS**

|                                            | Actual | Current Budget (Current Quarter) | Actual vs. Current Budget | Current Budget - TY | Actual vs. Current Budget TY | Original Budget (Current Quarter) | Actual vs. Original Budget | Original Budget - |
|--------------------------------------------|--------|----------------------------------|---------------------------|---------------------|------------------------------|-----------------------------------|----------------------------|-------------------|
| Other                                      | -      | -                                | -                         | -                   | -                            | -                                 | -                          |                   |
| TOTAL REVENUE FROM FEDERAL SOURCES         | -      | -                                | -                         | 442,408             | (442,408)                    | -                                 | -                          | 442,408           |
| <b>LOCAL and OTHER REVENUE</b>             |        |                                  |                           |                     |                              |                                   |                            |                   |
| Contributions and Donations                | -      | -                                | -                         | -                   | -                            | -                                 | -                          |                   |
| Fundraising                                | -      | -                                | -                         | -                   | -                            | -                                 | -                          |                   |
| Erate Reimbursement                        | -      | -                                | -                         | 156,260             | (156,260)                    | -                                 | -                          | 156,260           |
| Earnings on Investments                    | -      | -                                | -                         | -                   | -                            | -                                 | -                          |                   |
| Interest Income                            | -      | -                                | -                         | -                   | -                            | -                                 | -                          |                   |
| Food Service (Income from meals)           | -      | -                                | -                         | -                   | -                            | -                                 | -                          |                   |
| Text Book                                  | -      | -                                | -                         | -                   | -                            | -                                 | -                          |                   |
| OTHER                                      | -      | -                                | -                         | 1,848,460           | (1,848,460)                  | -                                 | -                          | 1,848,460         |
| TOTAL REVENUE FROM LOCAL and OTHER SOURCES | -      | -                                | -                         | 2,004,720           | (2,004,720)                  | -                                 | -                          | 2,004,720         |
| <b>TOTAL REVENUE</b>                       | -      | -                                | -                         | <b>19,567,605</b>   | <b>(19,567,605)</b>          | -                                 | -                          | <b>19,567,605</b> |

**ACHIEVEMENT FIRST EAST NEW YORK CHARTER**  
**Budget / Operating Plan**

**2017-18**

|                                  |   |   |   |            |              |   |   |            |
|----------------------------------|---|---|---|------------|--------------|---|---|------------|
| <b>Total Revenue</b>             | - | - | - | 19,567,605 | (19,567,605) | - | - | 19,567,605 |
| <b>Total Expenses</b>            | - | - | - | 19,118,643 | 19,118,643   | - | - | 19,118,643 |
| <b>Net Income</b>                | - | - | - | 448,962    | (448,962)    | - | - | 448,962    |
| <b>Actual Student Enrollment</b> | - | - | - |            |              | - | - |            |

**\*NOTE: Enrollment, Revenue and Expenditure Data IN the 'Total and Variance Analysis' Section is Based on LAST ACTUAL Quarter Completed**

**TOTALS AND VARIANCE ANALYSIS**

|                                             | Actual | Current Budget (Current Quarter) | Actual vs. Current Budget | Current Budget - TY | Actual vs. Current Budget TY | Original Budget (Current Quarter) | Actual vs. Original Budget | Original Budget - |
|---------------------------------------------|--------|----------------------------------|---------------------------|---------------------|------------------------------|-----------------------------------|----------------------------|-------------------|
| <b>EXPENSES</b>                             |        |                                  |                           |                     |                              |                                   |                            |                   |
| <b>ADMINISTRATIVE STAFF PERSONNEL COSTS</b> |        |                                  |                           |                     |                              |                                   |                            |                   |
|                                             |        | Quarter 0                        |                           |                     |                              |                                   |                            |                   |
|                                             |        | No. of Positions                 |                           |                     |                              |                                   |                            |                   |
| Executive Management                        | -      | -                                | -                         | 2,062,205           | 2,062,205                    | -                                 | -                          | 2,062,205         |
| Instructional Management                    | -      | -                                | -                         | -                   | -                            | -                                 | -                          | -                 |
| Deans, Directors & Coordinators             | -      | -                                | -                         | -                   | -                            | -                                 | -                          | -                 |
| CFO / Director of Finance                   | -      | -                                | -                         | -                   | -                            | -                                 | -                          | -                 |
| Operation / Business Manager                | -      | -                                | -                         | -                   | -                            | -                                 | -                          | -                 |
| Administrative Staff                        | -      | -                                | -                         | -                   | -                            | -                                 | -                          | -                 |
| <b>TOTAL ADMINISTRATIVE STAFF</b>           | -      | -                                | -                         | 2,062,205           | 2,062,205                    | -                                 | -                          | 2,062,205         |
| <b>INSTRUCTIONAL PERSONNEL COSTS</b>        |        |                                  |                           |                     |                              |                                   |                            |                   |
| Teachers - Regular                          | -      | -                                | -                         | 7,807,571           | 7,807,571                    | -                                 | -                          | 7,807,571         |
| Teachers - SPED                             | -      | -                                | -                         | -                   | -                            | -                                 | -                          | -                 |
| Substitute Teachers                         | -      | -                                | -                         | -                   | -                            | -                                 | -                          | -                 |
| Teaching Assistants                         | -      | -                                | -                         | -                   | -                            | -                                 | -                          | -                 |
| Specialty Teachers                          | -      | -                                | -                         | -                   | -                            | -                                 | -                          | -                 |
| Aides                                       | -      | -                                | -                         | -                   | -                            | -                                 | -                          | -                 |
| Therapists & Counselors                     | -      | -                                | -                         | -                   | -                            | -                                 | -                          | -                 |
| Other                                       | -      | -                                | -                         | 1,690,444           | 1,690,444                    | -                                 | -                          | 1,690,444         |
| <b>TOTAL INSTRUCTIONAL</b>                  | -      | -                                | -                         | 9,498,015           | 9,498,015                    | -                                 | -                          | 9,498,015         |
| <b>NON-INSTRUCTIONAL PERSONNEL COSTS</b>    |        |                                  |                           |                     |                              |                                   |                            |                   |
| Nurse                                       | -      | -                                | -                         | -                   | -                            | -                                 | -                          | -                 |
| Librarian                                   | -      | -                                | -                         | -                   | -                            | -                                 | -                          | -                 |
| Custodian                                   | -      | -                                | -                         | -                   | -                            | -                                 | -                          | -                 |
| Security                                    | -      | -                                | -                         | -                   | -                            | -                                 | -                          | -                 |
| Other                                       | -      | -                                | -                         | 1,300,515           | 1,300,515                    | -                                 | -                          | 1,300,515         |
| <b>TOTAL NON-INSTRUCTIONAL</b>              | -      | -                                | -                         | 1,300,515           | 1,300,515                    | -                                 | -                          | 1,300,515         |
| <b>SUBTOTAL PERSONNEL SERVICE COSTS</b>     | -      | -                                | -                         | 12,860,735          | 12,860,735                   | -                                 | -                          | 12,860,735        |
| <b>PAYROLL TAXES AND BENEFITS</b>           |        |                                  |                           |                     |                              |                                   |                            |                   |
| Payroll Taxes                               | -      | -                                | -                         | 38,973              | 38,973                       | -                                 | -                          | 38,973            |
| Fringe / Employee Benefits                  | -      | -                                | -                         | 1,392,637           | 1,392,637                    | -                                 | -                          | 1,392,637         |
| Retirement / Pension                        | -      | -                                | -                         | -                   | -                            | -                                 | -                          | -                 |
| <b>TOTAL PAYROLL TAXES AND BENEFITS</b>     | -      | -                                | -                         | 1,431,610           | 1,431,610                    | -                                 | -                          | 1,431,610         |
| <b>TOTAL PERSONNEL SERVICE COSTS</b>        | -      | -                                | -                         | 14,292,345          | 14,292,345                   | -                                 | -                          | 14,292,345        |

**ACHIEVEMENT FIRST EAST NEW YORK CHARTER**  
**Budget / Operating Plan**

**2017-18**

|                                  |   |   |   |            |              |   |   |            |
|----------------------------------|---|---|---|------------|--------------|---|---|------------|
| <b>Total Revenue</b>             | - | - | - | 19,567,605 | (19,567,605) | - | - | 19,567,605 |
| <b>Total Expenses</b>            | - | - | - | 19,118,643 | 19,118,643   | - | - | 19,118,643 |
| <b>Net Income</b>                | - | - | - | 448,962    | (448,962)    | - | - | 448,962    |
| <b>Actual Student Enrollment</b> | - | - | - |            |              | - | - |            |

**TOTALS AND VARIANCE ANALYSIS**

**\*NOTE: Enrollment, Revenue and Expenditure Data IN the 'Total and Variance Analysis' Section is Based on LAST ACTUAL Quarter Completed**

|                                             | Actual | Current<br>Budget<br>(Current<br>Quarter) | Actual<br>vs.<br>Current<br>Budget | Current<br>Budget - TY | Actual<br>vs.<br>Current<br>Budget TY | Original<br>Budget<br>(Current<br>Quarter) | Actual<br>vs.<br>Original<br>Budget | Original<br>Budget - |
|---------------------------------------------|--------|-------------------------------------------|------------------------------------|------------------------|---------------------------------------|--------------------------------------------|-------------------------------------|----------------------|
| <b>CONTRACTED SERVICES</b>                  |        |                                           |                                    |                        |                                       |                                            |                                     |                      |
| Accounting / Audit                          | -      | -                                         | -                                  | 32,107                 | 32,107                                | -                                          | -                                   | 32,107               |
| Legal                                       | -      | -                                         | -                                  | 24,000                 | 24,000                                | -                                          | -                                   | 24,000               |
| Management Company Fee                      | -      | -                                         | -                                  | -                      | -                                     | -                                          | -                                   |                      |
| Nurse Services                              | -      | -                                         | -                                  | -                      | -                                     | -                                          | -                                   |                      |
| Food Service / School Lunch                 | -      | -                                         | -                                  | -                      | -                                     | -                                          | -                                   |                      |
| Payroll Services                            | -      | -                                         | -                                  | 29,860                 | 29,860                                | -                                          | -                                   | 29,860               |
| Special Ed Services                         | -      | -                                         | -                                  | -                      | -                                     | -                                          | -                                   |                      |
| Titlement Services (i.e. Title I)           | -      | -                                         | -                                  | -                      | -                                     | -                                          | -                                   |                      |
| Other Purchased / Professional / Consulting | -      | -                                         | -                                  | 135,745                | 135,745                               | -                                          | -                                   | 135,745              |
| <b>TOTAL CONTRACTED SERVICES</b>            | -      | -                                         | -                                  | 221,712                | 221,712                               | -                                          | -                                   | 221,712              |

**ACHIEVEMENT FIRST EAST NEW YORK CHARTER  
Budget / Operating Plan**

**2017-18**

|                                  |   |   |   |                   |                     |   |   |                   |
|----------------------------------|---|---|---|-------------------|---------------------|---|---|-------------------|
| <b>Total Revenue</b>             | - | - | - | <b>19,567,605</b> | <b>(19,567,605)</b> | - | - | <b>19,567,605</b> |
| <b>Total Expenses</b>            | - | - | - | <b>19,118,643</b> | <b>19,118,643</b>   | - | - | <b>19,118,643</b> |
| <b>Net Income</b>                | - | - | - | <b>448,962</b>    | <b>(448,962)</b>    | - | - | <b>448,962</b>    |
| <b>Actual Student Enrollment</b> | - | - | - |                   |                     | - | - |                   |

**\*NOTE: Enrollment, Revenue and Expenditure Data IN the 'Total and Variance Analysis' Section is Based on LAST ACTUAL Quarter Completed**

**TOTALS AND VARIANCE ANALYSIS**

| <b>Actual</b> | <b>Current Budget (Current Quarter)</b> | <b>Actual vs. Current Budget</b> | <b>Current Budget - TY</b> | <b>Actual vs. Current Budget TY</b> | <b>Original Budget (Current Quarter)</b> | <b>Actual vs. Original Budget</b> | <b>Original Budget -</b> |
|---------------|-----------------------------------------|----------------------------------|----------------------------|-------------------------------------|------------------------------------------|-----------------------------------|--------------------------|
|---------------|-----------------------------------------|----------------------------------|----------------------------|-------------------------------------|------------------------------------------|-----------------------------------|--------------------------|

**SCHOOL OPERATIONS**

|                                           |   |   |   |                  |                  |   |   |                  |
|-------------------------------------------|---|---|---|------------------|------------------|---|---|------------------|
| Board Expenses                            | - | - | - | -                | -                | - | - | -                |
| Classroom / Teaching Supplies & Materials | - | - | - | 122,965          | 122,965          | - | - | 122,965          |
| Special Ed Supplies & Materials           | - | - | - | -                | -                | - | - | -                |
| Textbooks / Workbooks                     | - | - | - | 283,888          | 283,888          | - | - | 283,888          |
| Supplies & Materials other                | - | - | - | 132,590          | 132,590          | - | - | 132,590          |
| Equipment / Furniture                     | - | - | - | 15,790           | 15,790           | - | - | 15,790           |
| Telephone                                 | - | - | - | 43,600           | 43,600           | - | - | 43,600           |
| Technology                                | - | - | - | 994,766          | 994,766          | - | - | 994,766          |
| Student Testing & Assessment              | - | - | - | 12,000           | 12,000           | - | - | 12,000           |
| Field Trips                               | - | - | - | 76,100           | 76,100           | - | - | 76,100           |
| Transportation (student)                  | - | - | - | -                | -                | - | - | -                |
| Student Services - other                  | - | - | - | 1,961,703        | 1,961,703        | - | - | 1,961,703        |
| Office Expense                            | - | - | - | 178,900          | 178,900          | - | - | 178,900          |
| Staff Development                         | - | - | - | 132,993          | 132,993          | - | - | 132,993          |
| Staff Recruitment                         | - | - | - | 25,650           | 25,650           | - | - | 25,650           |
| Student Recruitment / Marketing           | - | - | - | 10,000           | 10,000           | - | - | 10,000           |
| School Meals / Lunch                      | - | - | - | -                | -                | - | - | -                |
| Travel (Staff)                            | - | - | - | 2,925            | 2,925            | - | - | 2,925            |
| Fundraising                               | - | - | - | -                | -                | - | - | -                |
| Other                                     | - | - | - | 177,604          | 177,604          | - | - | 177,604          |
| <b>TOTAL SCHOOL OPERATIONS</b>            | - | - | - | <b>4,171,473</b> | <b>4,171,473</b> | - | - | <b>4,171,473</b> |

**FACILITY OPERATION & MAINTENANCE**

|                                                            |   |   |   |                |                |   |   |                |
|------------------------------------------------------------|---|---|---|----------------|----------------|---|---|----------------|
| Insurance                                                  | - | - | - | 79,313         | 79,313         | - | - | 79,313         |
| Janitorial                                                 | - | - | - | -              | -              | - | - | -              |
| Building and Land Rent / Lease / Facility Finance Interest | - | - | - | 130,000        | 130,000        | - | - | 130,000        |
| Repairs & Maintenance                                      | - | - | - | -              | -              | - | - | -              |
| Equipment / Furniture                                      | - | - | - | 173,800        | 173,800        | - | - | 173,800        |
| Security                                                   | - | - | - | 50,000         | 50,000         | - | - | 50,000         |
| Utilities                                                  | - | - | - | -              | -              | - | - | -              |
| <b>TOTAL FACILITY OPERATION &amp; MAINTENANCE</b>          | - | - | - | <b>433,113</b> | <b>433,113</b> | - | - | <b>433,113</b> |

**DEPRECIATION & AMORTIZATION**

|                               |   |   |   |   |   |   |   |   |
|-------------------------------|---|---|---|---|---|---|---|---|
| <b>RESERVES / CONTINGENCY</b> | - | - | - | - | - | - | - | - |
|-------------------------------|---|---|---|---|---|---|---|---|

**TOTAL EXPENSES**

|  |   |   |   |                   |                   |   |   |                   |
|--|---|---|---|-------------------|-------------------|---|---|-------------------|
|  | - | - | - | <b>19,118,643</b> | <b>19,118,643</b> | - | - | <b>19,118,643</b> |
|--|---|---|---|-------------------|-------------------|---|---|-------------------|

**ACHIEVEMENT FIRST EAST NEW YORK CHARTER  
Budget / Operating Plan**

**2017-18**

|                                  |   |   |   |            |              |   |   |            |
|----------------------------------|---|---|---|------------|--------------|---|---|------------|
| <b>Total Revenue</b>             | - | - | - | 19,567,605 | (19,567,605) | - | - | 19,567,605 |
| <b>Total Expenses</b>            | - | - | - | 19,118,643 | 19,118,643   | - | - | 19,118,643 |
| <b>Net Income</b>                | - | - | - | 448,962    | (448,962)    | - | - | 448,962    |
| <b>Actual Student Enrollment</b> | - | - | - |            |              | - | - |            |

**TOTALS AND VARIANCE ANALYSIS**

|                                                                                                                                        |               |                                                     |                                              |                                |               |                                                 |                                                      |                                               |                              |
|----------------------------------------------------------------------------------------------------------------------------------------|---------------|-----------------------------------------------------|----------------------------------------------|--------------------------------|---------------|-------------------------------------------------|------------------------------------------------------|-----------------------------------------------|------------------------------|
| *NOTE: Enrollment, Revenue and Expenditure Data IN the 'Total and Variance Analysis' Section is Based on LAST ACTUAL Quarter Completed |               | <b>Current<br/>Budget<br/>(Current<br/>Quarter)</b> | <b>Actual<br/>vs.<br/>Current<br/>Budget</b> | <b>Current<br/>Budget - TY</b> |               | <b>Actual<br/>vs.<br/>Current<br/>Budget TY</b> | <b>Original<br/>Budget<br/>(Current<br/>Quarter)</b> | <b>Actual<br/>vs.<br/>Original<br/>Budget</b> | <b>Original<br/>Budget -</b> |
|                                                                                                                                        | <b>Actual</b> |                                                     |                                              |                                | <b>Actual</b> |                                                 |                                                      |                                               |                              |
| <b>NET INCOME</b>                                                                                                                      | -             | -                                                   | -                                            | 448,962                        | (448,962)     | -                                               | -                                                    | 448,962                                       |                              |

**ACHIEVEMENT FIRST EAST NEW YORK CHARTER**  
**Budget / Operating Plan**  
**Budget / Operating Plan**  
**2017-18**

|                                  |   |   |   |            |              |   |   |            |
|----------------------------------|---|---|---|------------|--------------|---|---|------------|
| <b>Total Revenue</b>             | - | - | - | 19,567,605 | (19,567,605) | - | - | 19,567,605 |
| <b>Total Expenses</b>            | - | - | - | 19,118,643 | 19,118,643   | - | - | 19,118,643 |
| <b>Net Income</b>                | - | - | - | 448,962    | (448,962)    | - | - | 448,962    |
| <b>Actual Student Enrollment</b> | - | - | - |            |              | - | - |            |

**TOTALS AND VARIANCE ANALYSIS**

|                                                                                                                                                      |                                     |                                                     |                                              |                                |                                                 |                                                      |                                               |
|------------------------------------------------------------------------------------------------------------------------------------------------------|-------------------------------------|-----------------------------------------------------|----------------------------------------------|--------------------------------|-------------------------------------------------|------------------------------------------------------|-----------------------------------------------|
| <p><b>*NOTE: Enrollment, Revenue and Expenditure Data IN the 'Total and Variance Analysis' Section is Based on LAST ACTUAL Quarter Completed</b></p> | <b>TOTALS AND VARIANCE ANALYSIS</b> |                                                     |                                              |                                |                                                 |                                                      |                                               |
|                                                                                                                                                      |                                     | <b>Current<br/>Budget<br/>(Current<br/>Quarter)</b> | <b>Actual<br/>vs.<br/>Current<br/>Budget</b> | <b>Current<br/>Budget - TY</b> | <b>Actual<br/>vs.<br/>Current<br/>Budget TY</b> | <b>Original<br/>Budget<br/>(Current<br/>Quarter)</b> | <b>Actual<br/>vs.<br/>Original<br/>Budget</b> |

|                                                                    |                                                                 |   |   |  |   |   |  |
|--------------------------------------------------------------------|-----------------------------------------------------------------|---|---|--|---|---|--|
| <b>ENROLLMENT - *School Districts Are Linked To Above Entries*</b> | <b>* Enrollment Data Based on Last Actual Quarter Completed</b> |   |   |  |   |   |  |
| NYC CHANCELLOR'S OFFICE                                            | -                                                               | - | - |  | - | - |  |
| -                                                                  | -                                                               | - | - |  | - | - |  |
| -                                                                  | -                                                               | - | - |  | - | - |  |
| -                                                                  | -                                                               | - | - |  | - | - |  |
| -                                                                  | -                                                               | - | - |  | - | - |  |
| -                                                                  | -                                                               | - | - |  | - | - |  |
| -                                                                  | -                                                               | - | - |  | - | - |  |
| -                                                                  | -                                                               | - | - |  | - | - |  |
| -                                                                  | -                                                               | - | - |  | - | - |  |
| -                                                                  | -                                                               | - | - |  | - | - |  |
| -                                                                  | -                                                               | - | - |  | - | - |  |
| -                                                                  | -                                                               | - | - |  | - | - |  |
| -                                                                  | -                                                               | - | - |  | - | - |  |
| -                                                                  | -                                                               | - | - |  | - | - |  |
| -                                                                  | -                                                               | - | - |  | - | - |  |
| -                                                                  | -                                                               | - | - |  | - | - |  |
| -                                                                  | -                                                               | - | - |  | - | - |  |
| -                                                                  | -                                                               | - | - |  | - | - |  |
| ALL OTHER School Districts: ( Count = 0 )                          | -                                                               | - | - |  | - | - |  |
| <b>TOTAL ENROLLMENT</b>                                            | -                                                               | - | - |  | - | - |  |
| <b>REVENUE PER PUPIL</b>                                           | -                                                               | - | - |  | - | - |  |
| <b>EXPENSES PER PUPIL</b>                                          | -                                                               | - | - |  | - | - |  |

**HOOB**

|                                                                                                                                               |                                      |                                                      |                                |
|-----------------------------------------------------------------------------------------------------------------------------------------------|--------------------------------------|------------------------------------------------------|--------------------------------|
| <b>Total Revenue</b>                                                                                                                          | (19,567,605)                         | -                                                    | -                              |
| <b>Total Expenses</b>                                                                                                                         | 19,118,643                           | -                                                    | -                              |
| <b>Net Income</b>                                                                                                                             | (448,962)                            | -                                                    | -                              |
| <b>Actual Student Enrollment</b>                                                                                                              |                                      | -                                                    |                                |
| <b>*NOTE: Enrollment, Revenue and Expenditure Data IN the 'Total and Variance Analysis' Section is Based on LAST ACTUAL Quarter Completed</b> |                                      |                                                      |                                |
|                                                                                                                                               | <b>Actual vs. Original Budget TY</b> | <b>PY Actual (PY TY / No. of COMPLETED Actual CY</b> | <b>Actual CY vs. Actual PY</b> |
| <b>REVENUE</b>                                                                                                                                |                                      |                                                      |                                |
| <b>REVENUES FROM STATE SOURCES</b>                                                                                                            |                                      |                                                      |                                |
| Per Pupil Revenue                                                                                                                             | <b>CY Per Pupil Rate</b>             |                                                      |                                |
| NYC CHANCELLOR'S OFFICE                                                                                                                       | 14,527                               | (15,674,633)                                         | -                              |
| -                                                                                                                                             | -                                    | -                                                    | -                              |
| -                                                                                                                                             | -                                    | -                                                    | -                              |
| -                                                                                                                                             | -                                    | -                                                    | -                              |
| -                                                                                                                                             | -                                    | -                                                    | -                              |
| -                                                                                                                                             | -                                    | -                                                    | -                              |
| -                                                                                                                                             | -                                    | -                                                    | -                              |
| -                                                                                                                                             | -                                    | -                                                    | -                              |
| -                                                                                                                                             | -                                    | -                                                    | -                              |
| -                                                                                                                                             | -                                    | -                                                    | -                              |
| -                                                                                                                                             | -                                    | -                                                    | -                              |
| -                                                                                                                                             | -                                    | -                                                    | -                              |
| -                                                                                                                                             | -                                    | -                                                    | -                              |
| -                                                                                                                                             | -                                    | -                                                    | -                              |
| -                                                                                                                                             | -                                    | -                                                    | -                              |
| ALL OTHER School Districts: ( Count = 0 )                                                                                                     | -                                    | -                                                    | -                              |
| <b>TOTAL Per Pupil Revenue (Weighted Average Per Pupil Funding)</b>                                                                           | <b>14,527</b>                        | <b>(15,674,633)</b>                                  | <b>-</b>                       |
| <b>Special Education Revenue</b>                                                                                                              |                                      | <b>(1,445,844)</b>                                   | <b>-</b>                       |
| Grants                                                                                                                                        |                                      |                                                      |                                |
| Stimulus                                                                                                                                      |                                      | -                                                    | -                              |
| DYCD (Department of Youth and Community Development)                                                                                          |                                      | -                                                    | -                              |
| Other                                                                                                                                         |                                      | -                                                    | -                              |
| NYC DoE Rental Assistance                                                                                                                     |                                      | -                                                    | -                              |
| Other                                                                                                                                         |                                      | -                                                    | -                              |
| <b>TOTAL REVENUE FROM STATE SOURCES</b>                                                                                                       |                                      | <b>(17,120,477)</b>                                  | <b>-</b>                       |
| <b>REVENUE FROM FEDERAL FUNDING</b>                                                                                                           |                                      |                                                      |                                |
| IDEA Special Needs                                                                                                                            |                                      | -                                                    | -                              |
| Title I                                                                                                                                       |                                      | (423,872)                                            | -                              |
| Title Funding - Other                                                                                                                         |                                      | (18,536)                                             | -                              |
| School Food Service (Free Lunch)                                                                                                              |                                      | -                                                    | -                              |
| Grants                                                                                                                                        |                                      |                                                      |                                |
| Charter School Program (CSP) Planning & Implementation                                                                                        |                                      | -                                                    | -                              |
| Other                                                                                                                                         |                                      | -                                                    | -                              |

**HOOL**

|                                                                                                                                               |                                      |                                                      |                                |
|-----------------------------------------------------------------------------------------------------------------------------------------------|--------------------------------------|------------------------------------------------------|--------------------------------|
| <b>Total Revenue</b>                                                                                                                          | <b>(19,567,605)</b>                  | -                                                    | -                              |
| <b>Total Expenses</b>                                                                                                                         | <b>19,118,643</b>                    | -                                                    | -                              |
| <b>Net Income</b>                                                                                                                             | <b>(448,962)</b>                     | -                                                    | -                              |
| <b>Actual Student Enrollment</b>                                                                                                              |                                      | -                                                    |                                |
|                                                                                                                                               |                                      |                                                      |                                |
| <b>*NOTE: Enrollment, Revenue and Expenditure Data IN the 'Total and Variance Analysis' Section is Based on LAST ACTUAL Quarter Completed</b> | <b>Actual vs. Original Budget TY</b> | <b>PY Actual (PY TY / No. of COMPLETED Actual CY</b> | <b>Actual CY vs. Actual PY</b> |
| Other                                                                                                                                         | -                                    | -                                                    | -                              |
| TOTAL REVENUE FROM FEDERAL SOURCES                                                                                                            | (442,408)                            | -                                                    | -                              |
| <b>LOCAL and OTHER REVENUE</b>                                                                                                                |                                      |                                                      |                                |
| Contributions and Donations                                                                                                                   | -                                    | -                                                    | -                              |
| Fundraising                                                                                                                                   | -                                    | -                                                    | -                              |
| Erate Reimbursement                                                                                                                           | (156,260)                            | -                                                    | -                              |
| Earnings on Investments                                                                                                                       | -                                    | -                                                    | -                              |
| Interest Income                                                                                                                               | -                                    | -                                                    | -                              |
| Food Service (Income from meals)                                                                                                              | -                                    | -                                                    | -                              |
| Text Book                                                                                                                                     | -                                    | -                                                    | -                              |
| OTHER                                                                                                                                         | (1,848,460)                          | -                                                    | -                              |
| TOTAL REVENUE FROM LOCAL and OTHER SOURCES                                                                                                    | (2,004,720)                          | -                                                    | -                              |
| <b>TOTAL REVENUE</b>                                                                                                                          | <b>(19,567,605)</b>                  | -                                                    | -                              |

**HOOL**

|                                  |                     |   |   |
|----------------------------------|---------------------|---|---|
| <b>Total Revenue</b>             | <b>(19,567,605)</b> | - | - |
| <b>Total Expenses</b>            | <b>19,118,643</b>   | - | - |
| <b>Net Income</b>                | <b>(448,962)</b>    | - | - |
| <b>Actual Student Enrollment</b> |                     | - |   |

**\*NOTE: Enrollment, Revenue and Expenditure Data IN the 'Total and Variance Analysis' Section is Based on LAST ACTUAL Quarter Completed**

|                                                  |                                                                  |                                        |
|--------------------------------------------------|------------------------------------------------------------------|----------------------------------------|
| <b>Actual<br/>vs.<br/>Original<br/>Budget TY</b> | <b>PY Actual (PY TY<br/>/ No. of<br/>COMPLETED<br/>Actual CY</b> | <b>Actual CY<br/>vs.<br/>Actual PY</b> |
|--------------------------------------------------|------------------------------------------------------------------|----------------------------------------|

| <b>EXPENSES</b>                             | Quarter 0<br>No. of Positions |                   |   |   |
|---------------------------------------------|-------------------------------|-------------------|---|---|
| <b>ADMINISTRATIVE STAFF PERSONNEL COSTS</b> |                               |                   |   |   |
| Executive Management                        | -                             | 2,062,205         | - | - |
| Instructional Management                    | -                             | -                 | - | - |
| Deans, Directors & Coordinators             | -                             | -                 | - | - |
| CFO / Director of Finance                   | -                             | -                 | - | - |
| Operation / Business Manager                | -                             | -                 | - | - |
| Administrative Staff                        | -                             | -                 | - | - |
| <b>TOTAL ADMINISTRATIVE STAFF</b>           | -                             | <b>2,062,205</b>  | - | - |
| <b>INSTRUCTIONAL PERSONNEL COSTS</b>        |                               |                   |   |   |
| Teachers - Regular                          | -                             | 7,807,571         | - | - |
| Teachers - SPED                             | -                             | -                 | - | - |
| Substitute Teachers                         | -                             | -                 | - | - |
| Teaching Assistants                         | -                             | -                 | - | - |
| Specialty Teachers                          | -                             | -                 | - | - |
| Aides                                       | -                             | -                 | - | - |
| Therapists & Counselors                     | -                             | -                 | - | - |
| Other                                       | -                             | 1,690,444         | - | - |
| <b>TOTAL INSTRUCTIONAL</b>                  | -                             | <b>9,498,015</b>  | - | - |
| <b>NON-INSTRUCTIONAL PERSONNEL COSTS</b>    |                               |                   |   |   |
| Nurse                                       | -                             | -                 | - | - |
| Librarian                                   | -                             | -                 | - | - |
| Custodian                                   | -                             | -                 | - | - |
| Security                                    | -                             | -                 | - | - |
| Other                                       | -                             | 1,300,515         | - | - |
| <b>TOTAL NON-INSTRUCTIONAL</b>              | -                             | <b>1,300,515</b>  | - | - |
| <b>SUBTOTAL PERSONNEL SERVICE COSTS</b>     | -                             | <b>12,860,735</b> | - | - |
| <b>PAYROLL TAXES AND BENEFITS</b>           |                               |                   |   |   |
| Payroll Taxes                               |                               | 38,973            | - | - |
| Fringe / Employee Benefits                  |                               | 1,392,637         | - | - |
| Retirement / Pension                        |                               | -                 | - | - |
| <b>TOTAL PAYROLL TAXES AND BENEFITS</b>     |                               | <b>1,431,610</b>  | - | - |
| <b>TOTAL PERSONNEL SERVICE COSTS</b>        | -                             | <b>14,292,345</b> | - | - |

**HOOL**

|                                                                                                                                                      |                                                            |                                                                         |                                               |
|------------------------------------------------------------------------------------------------------------------------------------------------------|------------------------------------------------------------|-------------------------------------------------------------------------|-----------------------------------------------|
| <b>Total Revenue</b>                                                                                                                                 | <b>(19,567,605)</b>                                        | -                                                                       | -                                             |
| <b>Total Expenses</b>                                                                                                                                | <b>19,118,643</b>                                          | -                                                                       | -                                             |
| <b>Net Income</b>                                                                                                                                    | <b>(448,962)</b>                                           | -                                                                       | -                                             |
| <b>Actual Student Enrollment</b>                                                                                                                     |                                                            | -                                                                       |                                               |
| <p><b>*NOTE: Enrollment, Revenue and Expenditure Data IN the 'Total and Variance Analysis' Section is Based on LAST ACTUAL Quarter Completed</b></p> |                                                            |                                                                         |                                               |
|                                                                                                                                                      | <p><b>Actual<br/>HOOLs.<br/>Original<br/>Budget TY</b></p> | <p><b>PY Actual (PY TY<br/>/ No. of<br/>COMPLETED<br/>Actual CY</b></p> | <p><b>Actual CY<br/>vs.<br/>Actual PY</b></p> |
| <b>CONTRACTED SERVICES</b>                                                                                                                           |                                                            |                                                                         |                                               |
| Accounting / Audit                                                                                                                                   | 32,107                                                     | -                                                                       | -                                             |
| Legal                                                                                                                                                | 24,000                                                     | -                                                                       | -                                             |
| Management Company Fee                                                                                                                               | -                                                          | -                                                                       | -                                             |
| Nurse Services                                                                                                                                       | -                                                          | -                                                                       | -                                             |
| Food Service / School Lunch                                                                                                                          | -                                                          | -                                                                       | -                                             |
| Payroll Services                                                                                                                                     | 29,860                                                     | -                                                                       | -                                             |
| Special Ed Services                                                                                                                                  | -                                                          | -                                                                       | -                                             |
| Titlement Services (i.e. Title I)                                                                                                                    | -                                                          | -                                                                       | -                                             |
| Other Purchased / Professional / Consulting                                                                                                          | 135,745                                                    | -                                                                       | -                                             |
| <b>TOTAL CONTRACTED SERVICES</b>                                                                                                                     | <b>221,712</b>                                             | -                                                                       | -                                             |

**HOOL**

|                                                                                                                                                      |                                      |                                                      |                                |
|------------------------------------------------------------------------------------------------------------------------------------------------------|--------------------------------------|------------------------------------------------------|--------------------------------|
| <b>Total Revenue</b>                                                                                                                                 | <b>(19,567,605)</b>                  | -                                                    | -                              |
| <b>Total Expenses</b>                                                                                                                                | <b>19,118,643</b>                    | -                                                    | -                              |
| <b>Net Income</b>                                                                                                                                    | <b>(448,962)</b>                     | -                                                    | -                              |
| <b>Actual Student Enrollment</b>                                                                                                                     |                                      | -                                                    |                                |
| <p><b>*NOTE: Enrollment, Revenue and Expenditure Data IN the 'Total and Variance Analysis' Section is Based on LAST ACTUAL Quarter Completed</b></p> |                                      |                                                      |                                |
|                                                                                                                                                      | <b>Actual vs. Original Budget TY</b> | <b>PY Actual (PY TY / No. of COMPLETED Actual CY</b> | <b>Actual CY vs. Actual PY</b> |
| <b>SCHOOL OPERATIONS</b>                                                                                                                             |                                      |                                                      |                                |
| Board Expenses                                                                                                                                       | -                                    | -                                                    | -                              |
| Classroom / Teaching Supplies & Materials                                                                                                            | 122,965                              | -                                                    | -                              |
| Special Ed Supplies & Materials                                                                                                                      | -                                    | -                                                    | -                              |
| Textbooks / Workbooks                                                                                                                                | 283,888                              | -                                                    | -                              |
| Supplies & Materials other                                                                                                                           | 132,590                              | -                                                    | -                              |
| Equipment / Furniture                                                                                                                                | 15,790                               | -                                                    | -                              |
| Telephone                                                                                                                                            | 43,600                               | -                                                    | -                              |
| Technology                                                                                                                                           | 994,766                              | -                                                    | -                              |
| Student Testing & Assessment                                                                                                                         | 12,000                               | -                                                    | -                              |
| Field Trips                                                                                                                                          | 76,100                               | -                                                    | -                              |
| Transportation (student)                                                                                                                             | -                                    | -                                                    | -                              |
| Student Services - other                                                                                                                             | 1,961,703                            | -                                                    | -                              |
| Office Expense                                                                                                                                       | 178,900                              | -                                                    | -                              |
| Staff Development                                                                                                                                    | 132,993                              | -                                                    | -                              |
| Staff Recruitment                                                                                                                                    | 25,650                               | -                                                    | -                              |
| Student Recruitment / Marketing                                                                                                                      | 10,000                               | -                                                    | -                              |
| School Meals / Lunch                                                                                                                                 | -                                    | -                                                    | -                              |
| Travel (Staff)                                                                                                                                       | 2,925                                | -                                                    | -                              |
| Fundraising                                                                                                                                          | -                                    | -                                                    | -                              |
| Other                                                                                                                                                | <u>177,604</u>                       | -                                                    | -                              |
| <b>TOTAL SCHOOL OPERATIONS</b>                                                                                                                       | <b>4,171,473</b>                     | -                                                    | -                              |
| <b>FACILITY OPERATION &amp; MAINTENANCE</b>                                                                                                          |                                      |                                                      |                                |
| Insurance                                                                                                                                            | 79,313                               | -                                                    | -                              |
| Janitorial                                                                                                                                           | -                                    | -                                                    | -                              |
| Building and Land Rent / Lease / Facility Finance Interest                                                                                           | 130,000                              | -                                                    | -                              |
| Repairs & Maintenance                                                                                                                                | -                                    | -                                                    | -                              |
| Equipment / Furniture                                                                                                                                | 173,800                              | -                                                    | -                              |
| Security                                                                                                                                             | 50,000                               | -                                                    | -                              |
| Utilities                                                                                                                                            | -                                    | -                                                    | -                              |
| <b>TOTAL FACILITY OPERATION &amp; MAINTENANCE</b>                                                                                                    | <b>433,113</b>                       | -                                                    | -                              |
| <b>DEPRECIATION &amp; AMORTIZATION</b>                                                                                                               | -                                    | -                                                    | -                              |
| <b>RESERVES / CONTINGENCY</b>                                                                                                                        | -                                    | -                                                    | -                              |
| <b>TOTAL EXPENSES</b>                                                                                                                                | <b>19,118,643</b>                    | -                                                    | -                              |

|                            |
|----------------------------|
| <b>HOOL</b><br><b>HOOL</b> |
|----------------------------|

|                                                                                                                                                                                                                                                                                                                                                                                                                                                                                                                                                                                                                           |                                      |                                                      |                                |                                                                                                                                               |                                      |                                                      |                                |
|---------------------------------------------------------------------------------------------------------------------------------------------------------------------------------------------------------------------------------------------------------------------------------------------------------------------------------------------------------------------------------------------------------------------------------------------------------------------------------------------------------------------------------------------------------------------------------------------------------------------------|--------------------------------------|------------------------------------------------------|--------------------------------|-----------------------------------------------------------------------------------------------------------------------------------------------|--------------------------------------|------------------------------------------------------|--------------------------------|
| <b>Total Revenue</b>                                                                                                                                                                                                                                                                                                                                                                                                                                                                                                                                                                                                      | <b>(19,567,605)</b>                  | -                                                    | -                              |                                                                                                                                               |                                      |                                                      |                                |
| <b>Total Expenses</b>                                                                                                                                                                                                                                                                                                                                                                                                                                                                                                                                                                                                     | <b>19,118,643</b>                    | -                                                    | -                              |                                                                                                                                               |                                      |                                                      |                                |
| <b>Net Income</b>                                                                                                                                                                                                                                                                                                                                                                                                                                                                                                                                                                                                         | <b>(448,962)</b>                     | -                                                    | -                              |                                                                                                                                               |                                      |                                                      |                                |
| <b>Actual Student Enrollment</b>                                                                                                                                                                                                                                                                                                                                                                                                                                                                                                                                                                                          |                                      | -                                                    |                                |                                                                                                                                               |                                      |                                                      |                                |
| <table border="1" style="width: 100%; border-collapse: collapse;"> <tr> <td style="width: 60%; text-align: center; padding: 5px;"><b>*NOTE: Enrollment, Revenue and Expenditure Data IN the 'Total and Variance Analysis' Section is Based on LAST ACTUAL Quarter Completed</b></td> <td style="width: 15%; text-align: center; padding: 5px;"><b>Actual vs. Original Budget TY</b></td> <td style="width: 10%; text-align: center; padding: 5px;"><b>PY Actual (PY TY / No. of COMPLETED Actual CY</b></td> <td style="width: 15%; text-align: center; padding: 5px;"><b>Actual CY vs. Actual PY</b></td> </tr> </table> |                                      |                                                      |                                | <b>*NOTE: Enrollment, Revenue and Expenditure Data IN the 'Total and Variance Analysis' Section is Based on LAST ACTUAL Quarter Completed</b> | <b>Actual vs. Original Budget TY</b> | <b>PY Actual (PY TY / No. of COMPLETED Actual CY</b> | <b>Actual CY vs. Actual PY</b> |
| <b>*NOTE: Enrollment, Revenue and Expenditure Data IN the 'Total and Variance Analysis' Section is Based on LAST ACTUAL Quarter Completed</b>                                                                                                                                                                                                                                                                                                                                                                                                                                                                             | <b>Actual vs. Original Budget TY</b> | <b>PY Actual (PY TY / No. of COMPLETED Actual CY</b> | <b>Actual CY vs. Actual PY</b> |                                                                                                                                               |                                      |                                                      |                                |
| <b>NET INCOME</b>                                                                                                                                                                                                                                                                                                                                                                                                                                                                                                                                                                                                         | <b>(448,962)</b>                     | -                                                    | -                              |                                                                                                                                               |                                      |                                                      |                                |

**HOOL**

|                                  |                     |   |   |
|----------------------------------|---------------------|---|---|
| <b>Total Revenue</b>             | <b>(19,567,605)</b> | - | - |
| <b>Total Expenses</b>            | <b>19,118,643</b>   | - | - |
| <b>Net Income</b>                | <b>(448,962)</b>    | - | - |
| <b>Actual Student Enrollment</b> |                     | - |   |

|                                                                                                                                                      |                                             |                                                             |                                       |
|------------------------------------------------------------------------------------------------------------------------------------------------------|---------------------------------------------|-------------------------------------------------------------|---------------------------------------|
| <p><b>*NOTE: Enrollment, Revenue and Expenditure Data IN the 'Total and Variance Analysis' Section is Based on LAST ACTUAL Quarter Completed</b></p> | <p><b>Actual vs. Original Budget TY</b></p> | <p><b>PY Actual (PY TY / No. of COMPLETED Actual CY</b></p> | <p><b>Actual CY vs. Actual PY</b></p> |
|------------------------------------------------------------------------------------------------------------------------------------------------------|---------------------------------------------|-------------------------------------------------------------|---------------------------------------|

|                                                                    |  |   |   |
|--------------------------------------------------------------------|--|---|---|
| <b>ENROLLMENT - *School Districts Are Linked To Above Entries*</b> |  |   |   |
| NYC CHANCELLOR'S OFFICE                                            |  | - | - |
| -                                                                  |  | - | - |
| -                                                                  |  | - | - |
| -                                                                  |  | - | - |
| -                                                                  |  | - | - |
| -                                                                  |  | - | - |
| -                                                                  |  | - | - |
| -                                                                  |  | - | - |
| -                                                                  |  | - | - |
| -                                                                  |  | - | - |
| -                                                                  |  | - | - |
| -                                                                  |  | - | - |
| -                                                                  |  | - | - |
| -                                                                  |  | - | - |
| -                                                                  |  | - | - |
| -                                                                  |  | - | - |
| -                                                                  |  | - | - |
| -                                                                  |  | - | - |
| ALL OTHER School Districts: ( Count = 0 )                          |  | - | - |
| <b>TOTAL ENROLLMENT</b>                                            |  | - | - |
| <b>REVENUE PER PUPIL</b>                                           |  | - | - |
| <b>EXPENSES PER PUPIL</b>                                          |  | - | - |



**Annual Report Requirement**  
*for SUNY Authorized Charter Schools*  
**ACHIEVEMENT FIRST EAST NEW YORK CHARTER SCHOOL**  
**2017-18**

Administrative  
expenditures per pupil:

\$0.00

Per NYS Statute

Administrative expenditures per pupil: the sum of all general administration salaries and other general administration expenditures divided by the total number of enrolled students. Employee benefit costs or expenditures should not be reported here.

**\*NOTE: THIS TAB ONLY NEEDS TO BE COMPLETED FOR Q4**

**Disclosure of Financial Interest by a Current or Proposed Charter School Education Corporation Trustee**

Trustee Name:

Adrienne Loiseau

Name of Charter School Education Corporation (for an unmerged school, this is the Charter School Name):

Achievement First Brooklyn Charter Schools

1. List all positions held on the education corporation board (e.g., president, treasurer, parent representative). Parent rep

2. Is the trustee an employee of any school operated by the Education Corporation?  
 Yes  No

If Yes, for each school, please provide a description of the position(s) you hold, your responsibilities, your salary and your start date.

3. Is the trustee an employee or agent of the management company or institutional partner of the charter school(s) governed by the Education Corporation?  
 Yes  No

If Yes, for each school, please provide a description of the position(s) you hold, your responsibilities, your salary and your start date.

4. Identify each interest/transaction (and provide the requested information) that you or any of your immediate family members or any persons who live with you in your house have held or engaged in with the charter school(s) governed by the Education Corporation during the time you have served on the board, and in the six-month period prior to such service. If there has been no such financial interest or transaction, write **None**. Please note that if you answered **Yes** to Questions 2-4 above, you need not disclose again your employment status, salary, etc.

| Date(s) | Nature of Financial Interest/Transaction | Steps taken to avoid a conflict of interest, (e.g., did not vote, did not participate in discussion) | Name of person holding interest or engaging in transaction and relationship to yourself |
|---------|------------------------------------------|------------------------------------------------------------------------------------------------------|-----------------------------------------------------------------------------------------|
|         |                                          |                                                                                                      |                                                                                         |

*Please write "None" if applicable. Do not leave this space blank.*

NONE

5. Identify each individual, business, corporation, union association, firm, partnership, committee proprietorship, franchise holding company, joint stock company, business or real estate trust, non-profit organization, or other organization or group of people doing business with the school(s) governed by the Education Corporation and in which such entity, during the time of your tenure as a trustee, you and/or your immediate family member(s) or person(s) living in your house had a financial interest or other relationship. If you are a member, director, officer or employee of an organization formally partnered with the school(s) that is/are doing business with the school(s) through a management or services agreement, please identify only the name of the organization, your position in the organization, and the relationship between such organization and the school(s). If there was no financial interest, write **None**.

| Organization conducting business with the school(s)                                         | Nature of business conducted | Approximate value of the business conducted | Name of Trustee and/or immediate family member of household holding an interest in the organization conducting business with the school(s) and the nature of the interest | Steps Taken to Avoid Conflict of Interest |
|---------------------------------------------------------------------------------------------|------------------------------|---------------------------------------------|---------------------------------------------------------------------------------------------------------------------------------------------------------------------------|-------------------------------------------|
| <p><i>Please write "None" if applicable. Do not leave this space blank.</i></p> <p>NONE</p> |                              |                                             |                                                                                                                                                                           |                                           |

AL \_\_\_\_\_ 8/1/17 \_\_\_\_\_  
 Signature Date

*Please note that this document is considered a public record and as such, may be made available to members of the public upon request under the Freedom of Information Law. Personal contact information provided below will be redacted.*

Business Telephone: [REDACTED]  
 Business Address: [REDACTED]  
 E-mail Address: [REDACTED]  
 Home Telephone: [REDACTED]  
 Home Address: [REDACTED]

|                                                                                                                   |
|-------------------------------------------------------------------------------------------------------------------|
| <b>Disclosure of Financial Interest by a Current or Proposed Charter School<br/>Education Corporation Trustee</b> |
|-------------------------------------------------------------------------------------------------------------------|

Trustee Name:

Ambrose Wooden

Name of Charter School Education Corporation (for an unmerged school, this is the Charter School Name):

Achievement First Brooklyn Charter Schools

1. List all positions held on the education corporation board (e.g., president, treasurer, parent representative).
  
2. Is the trustee an employee of any school operated by the Education Corporation?  
 Yes  No

If **Yes**, for each school, please provide a description of the position(s) you hold, your responsibilities, your salary and your start date.

3. Is the trustee an employee or agent of the management company or institutional partner of the charter school(s) governed by the Education Corporation?  
 Yes  No

If **Yes**, for each school, please provide a description of the position(s) you hold, your responsibilities, your salary and your start date.

4. Identify each interest/transaction (and provide the requested information) that you or any of your immediate family members or any persons who live with you in your house have held or engaged in with the charter school(s) governed by the Education Corporation during the time you have served on the board, and in the six-month period prior to such service. If there has been no such financial interest or transaction, write **None**. Please note that if you answered **Yes** to Questions 2-4 above, you need not disclose again your employment status, salary, etc.

| Date(s) | Nature of Financial Interest/Transaction | Steps taken to avoid a conflict of interest, (e.g., did not vote, did not participate in discussion) | Name of person holding interest or engaging in transaction and relationship to yourself |
|---------|------------------------------------------|------------------------------------------------------------------------------------------------------|-----------------------------------------------------------------------------------------|
|         |                                          |                                                                                                      |                                                                                         |

Please write "None" if applicable. Do not leave this space blank.

NONE

5. Identify each individual, business, corporation, union association, firm, partnership, committee proprietorship, franchise holding company, joint stock company, business or real estate trust, non-profit organization, or other organization or group of people doing business with the school(s) governed by the Education Corporation **and** in which such entity, during the time of your tenure as a trustee, you and/or your immediate family member(s) or person(s) living in your house had a financial interest or other relationship. If you are a member, director, officer or employee of an organization formally partnered with the school(s) that is/are doing business with the school(s) through a management or services agreement, please identify only the name of the organization, your position in the organization, and the relationship between such organization and the school(s). If there was no financial interest, write **None**.

| Organization conducting business with the school(s)                                                          | Nature of business conducted | Approximate value of the business conducted | Name of Trustee and/or immediate family member of household holding an interest in the organization conducting business with the school(s) and the nature of the interest | Steps Taken to Avoid Conflict of Interest |
|--------------------------------------------------------------------------------------------------------------|------------------------------|---------------------------------------------|---------------------------------------------------------------------------------------------------------------------------------------------------------------------------|-------------------------------------------|
| <p>Please write "None" if applicable. Do not leave this space blank.</p> <p style="font-size: 2em;">NONE</p> |                              |                                             |                                                                                                                                                                           |                                           |

AW Signature 8/1/17 Date

*Please note that this document is considered a public record and as such, may be made available to members of the public upon request under the Freedom of Information Law. Personal contact information provided below will be redacted.*

**Business Telephone:** [REDACTED]

**Business Address:** [REDACTED]

**E-mail Address:** [REDACTED]

**Home Telephone:** [REDACTED]

**Home Address:** [REDACTED]

**Disclosure of Financial Interest by a Current or Proposed Charter School Education Corporation Trustee**

Trustee Name:

Amy Arthur Samuels

Name of Charter School Education Corporation (for an unmerged school, this is the Charter School Name):

Achievement First Brooklyn Charter Schools

1. List all positions held on the education corporation board (e.g., president, treasurer, parent representative).

2. Is the trustee ~~an~~ employee of any school operated by the Education Corporation?  
 Yes  No

If **Yes**, for each school, please provide a description of the position(s) you hold, your responsibilities, your salary and your start date.

3. Is the trustee an employee or agent of the management company or institutional partner of the charter school(s) governed by the Education Corporation?  
 Yes  No

If **Yes**, for each school, please provide a description of the position(s) you hold, your responsibilities, your salary and your start date.

4. Identify each interest/transaction (and provide the requested information) that you or any of your immediate family members or any persons who live with you in your house have held or engaged in with the charter school(s) governed by the Education Corporation during the time you have served on the board, and in the six-month period prior to such service. If there has been no such financial interest or transaction, write **None**. Please note that if you answered **Yes** to Questions 2-4 above, you need not disclose again your employment status, salary, etc.

| Date(s) | Nature of Financial Interest/Transaction | Steps taken to avoid a conflict of interest, (e.g., did not vote, did not participate in discussion) | Name of person holding interest or engaging in transaction and relationship to yourself |
|---------|------------------------------------------|------------------------------------------------------------------------------------------------------|-----------------------------------------------------------------------------------------|
|         |                                          |                                                                                                      |                                                                                         |

Please write "None" if applicable. Do not leave this space blank.

NONE

5. Identify each individual, business, corporation, union association, firm, partnership, committee proprietorship, franchise holding company, joint stock company, business or real estate trust, non-profit organization, or other organization or group of people doing business with the school(s) governed by the Education Corporation **and** in which such entity, during the time of your tenure as a trustee, you and/or your immediate family member(s) or person(s) living in your house had a financial interest or other relationship. If you are a member, director, officer or employee of an organization formally partnered with the school(s) that is/are doing business with the school(s) through a management or services agreement, please identify only the name of the organization, your position in the organization, and the relationship between such organization and the school(s). If there was no financial interest, write **None**.

| Organization conducting business with the school(s)                                  | Nature of business conducted | Approximate value of the business conducted | Name of Trustee and/or immediate family member of household holding an interest in the organization conducting business with the school(s) and the nature of the interest | Steps Taken to Avoid Conflict of Interest |
|--------------------------------------------------------------------------------------|------------------------------|---------------------------------------------|---------------------------------------------------------------------------------------------------------------------------------------------------------------------------|-------------------------------------------|
| <p>Please write "None" if applicable. Do not leave this space blank.</p> <p>NONE</p> |                              |                                             |                                                                                                                                                                           |                                           |

AS \_\_\_\_\_ 8/1/17  
 Signature Date

*Please note that this document is considered a public record and as such, may be made available to members of the public upon request under the Freedom of Information Law. Personal contact information provided below will be redacted.*

Business Telephone: [REDACTED]  
 Business Address: [REDACTED]  
 E-mail Address: [REDACTED]  
 Home Telephone: [REDACTED]  
 Home Address: [REDACTED]

**Disclosure of Financial Interest by a Current or Proposed Charter School Education Corporation Trustee**

Trustee Name:

Andy Hubbard

Name of Charter School Education Corporation (for an unmerged school, this is the Charter School Name):

ACHIEVEMENT FIRST BROOKLYN CHARTER SCHOOLS

1. List all positions held on the education corporation board (e.g., president, treasurer, parent representative).

Secretary

2. Is the trustee  an employee of any school operated by the Education Corporation?  
 Yes  No

If **Yes**, for each school, please provide a description of the position(s) you hold, your responsibilities, your salary and your start date.

3. Is the trustee an employee or agent of the management company or institutional partner of the charter school(s) governed by the Education Corporation?

Yes  No

If **Yes**, for each school, please provide a description of the position(s) you hold, your responsibilities, your salary and your start date.

4. Identify each interest/transaction (and provide the requested information) that you or any of your immediate family members or any persons who live with you in your house have held or engaged in with the charter school(s) governed by the Education Corporation during the time you have served on the board, and in the six-month period prior to such service. If there has been no such financial interest or transaction, write **None**. Please note that if you answered **Yes** to Questions 2-4 above, you need not disclose again your employment status, salary, etc.

| Date(s) | Nature of Financial Interest/Transaction | Steps taken to avoid a conflict of interest, (e.g., did not vote, did not participate in discussion) | Name of person holding interest or engaging in transaction and relationship to yourself |
|---------|------------------------------------------|------------------------------------------------------------------------------------------------------|-----------------------------------------------------------------------------------------|
|         |                                          |                                                                                                      |                                                                                         |

Please write "None" if applicable. Do not leave this space blank.

NONE

5. Identify each individual, business, corporation, union association, firm, partnership, committee proprietorship, franchise holding company, joint stock company, business or real estate trust, non-profit organization, or other organization or group of people doing business with the school(s) governed by the Education Corporation **and** in which such entity, during the time of your tenure as a trustee, you and/or your immediate family member(s) or person(s) living in your house had a financial interest or other relationship. If you are a member, director, officer or employee of an organization formally partnered with the school(s) that is/are doing business with the school(s) through a management or services agreement, please identify only the name of the organization, your position in the organization, and the relationship between such organization and the school(s). If there was no financial interest, write **None**.

| Organization conducting business with the school(s)                                  | Nature of business conducted | Approximate value of the business conducted | Name of Trustee and/or immediate family member of household holding an interest in the organization conducting business with the school(s) and the nature of the interest | Steps Taken to Avoid Conflict of Interest |
|--------------------------------------------------------------------------------------|------------------------------|---------------------------------------------|---------------------------------------------------------------------------------------------------------------------------------------------------------------------------|-------------------------------------------|
| <p>Please write "None" if applicable. Do not leave this space blank.</p> <p>NONE</p> |                              |                                             |                                                                                                                                                                           |                                           |

AH \_\_\_\_\_ 8/11/17 \_\_\_\_\_  
 Signature Date

Please note that this document is considered a public record and as such, may be made available to members of the public upon request under the Freedom of Information Law. Personal contact information provided below will be redacted.

Business Telephone: [REDACTED]  
 Business Address: [REDACTED]  
 E-mail Address: [REDACTED]  
 Home Telephone: [REDACTED]  
 Home Address: [REDACTED]

**Disclosure of Financial Interest by a Current or Proposed Charter School Education Corporation Trustee**

Trustee Name:

Angela Tucker

Name of Charter School Education Corporation (for an unmerged school, this is the Charter School Name):

Achievement First Brooklyn Charter Schools

1. List all positions held on the education corporation board (e.g., president, treasurer, parent representative).

Parent rep

2. Is the trustee ~~an~~ employee of any school operated by the Education Corporation?  
 Yes  No

If **Yes**, for each school, please provide a description of the position(s) you hold, your responsibilities, your salary and your start date.

3. Is the trustee ~~an~~ employee or agent of the management company or institutional partner of the charter school(s) governed by the Education Corporation?

Yes  No

If **Yes**, for each school, please provide a description of the position(s) you hold, your responsibilities, your salary and your start date.

4. Identify each interest/transaction (and provide the requested information) that you or any of your immediate family members or any persons who live with you in your house have held or engaged in with the charter school(s) governed by the Education Corporation during the time you have served on the board, and in the six-month period prior to such service. If there has been no such financial interest or transaction, write **None**. Please note that if you answered **Yes** to Questions 2-4 above, you need not disclose again your employment status, salary, etc.

| Date(s) | Nature of Financial Interest/Transaction | Steps taken to avoid a conflict of interest, (e.g., did not vote, did not participate in discussion) | Name of person holding interest or engaging in transaction and relationship to yourself |
|---------|------------------------------------------|------------------------------------------------------------------------------------------------------|-----------------------------------------------------------------------------------------|
|         |                                          |                                                                                                      |                                                                                         |

Please write "None" if applicable. Do not leave this space blank.

5. Identify each individual, business, corporation, union association, firm, partnership, committee proprietorship, franchise holding company, joint stock company, business or real estate trust, non-profit organization, or other organization or group of people doing business with the school(s) governed by the Education Corporation **and** in which such entity, during the time of your tenure as a trustee, you and/or your immediate family member(s) or person(s) living in your house had a financial interest or other relationship. If you are a member, director, officer or employee of an organization formally partnered with the school(s) that is/are doing business with the school(s) through a management or services agreement, please identify only the name of the organization, your position in the organization, and the relationship between such organization and the school(s). If there was no financial interest, write None.

| Organization conducting business with the school(s)                                  | Nature of business conducted | Approximate value of the business conducted | Name of Trustee and/or immediate family member of household holding an interest in the organization conducting business with the school(s) and the nature of the interest | Steps Taken to Avoid Conflict of Interest |
|--------------------------------------------------------------------------------------|------------------------------|---------------------------------------------|---------------------------------------------------------------------------------------------------------------------------------------------------------------------------|-------------------------------------------|
| <p>Please write "None" if applicable. Do not leave this space blank.</p> <p>NONE</p> |                              |                                             |                                                                                                                                                                           |                                           |

AT Signature 8/11/17 Date

Please note that this document is considered a public record and as such, may be made available to members of the public upon request under the Freedom of Information Law. Personal contact information provided below will be redacted.

Business Telephone: 

Business Address: 

E-mail Address: 

Home Telephone: \_\_\_\_\_

Home Address: 

**Disclosure of Financial Interest by a Current or Proposed Charter School Education Corporation Trustee**

Trustee Name:

Daniel Russell

Name of Charter School Education Corporation (for an unmerged school, this is the Charter School Name):

Achievement First Brooklyn Charter Schools

1. List all positions held on the education corporation board (e.g., president, treasurer, parent representative).

2. Is the trustee ~~an~~ employee of any school operated by the Education Corporation?  
 Yes  No

If **Yes**, for each school, please provide a description of the position(s) you hold, your responsibilities, your salary and your start date.

3. Is the trustee an employee or agent of the management company or institutional partner of the charter school(s) governed by the Education Corporation?  
 Yes  No

If **Yes**, for each school, please provide a description of the position(s) you hold, your responsibilities, your salary and your start date.

4. Identify each interest/transaction (and provide the requested information) that you or any of your immediate family members or any persons who live with you in your house have held or engaged in with the charter school(s) governed by the Education Corporation during the time you have served on the board, and in the six-month period prior to such service. If there has been no such financial interest or transaction, write **None**. Please note that if you answered **Yes** to Questions 2-4 above, you need not disclose again your employment status, salary, etc.

| Date(s) | Nature of Financial Interest/Transaction | Steps taken to avoid a conflict of interest, (e.g., did not vote, did not participate in discussion) | Name of person holding interest or engaging in transaction and relationship to yourself |
|---------|------------------------------------------|------------------------------------------------------------------------------------------------------|-----------------------------------------------------------------------------------------|
|         |                                          |                                                                                                      |                                                                                         |



**Disclosure of Financial Interest by a Current or Proposed Charter School Education Corporation Trustee**

Trustee Name:

Deborah Shanley

Name of Charter School Education Corporation (for an unmerged school, this is the Charter School Name):

Achievement First Brooklyn Charter Schools

1. List all positions held on the education corporation board (e.g., president, treasurer, parent representative).

Chair

2. Is the trustee  an employee of any school operated by the Education Corporation?  
 Yes  No

If **Yes**, for each school, please provide a description of the position(s) you hold, your responsibilities, your salary and your start date.

3. Is the trustee an employee or agent of the management company or institutional partner of the charter school(s) governed by the Education Corporation?

Yes  No

If **Yes**, for each school, please provide a description of the position(s) you hold, your responsibilities, your salary and your start date.

4. Identify each interest/transaction (and provide the requested information) that you or any of your immediate family members or any persons who live with you in your house have held or engaged in with the charter school(s) governed by the Education Corporation during the time you have served on the board, and in the six-month period prior to such service. If there has been no such financial interest or transaction, write **None**. Please note that if you answered **Yes** to Questions 2-4 above, you need not disclose again your employment status, salary, etc.

| Date(s) | Nature of Financial Interest/Transaction | Steps taken to avoid a conflict of interest, (e.g., did not vote, did not participate in discussion) | Name of person holding interest or engaging in transaction and relationship to yourself |
|---------|------------------------------------------|------------------------------------------------------------------------------------------------------|-----------------------------------------------------------------------------------------|
|         |                                          |                                                                                                      |                                                                                         |

Please write "None" if applicable. Do not leave this space blank.

NONE

5. Identify each individual, business, corporation, union association, firm, partnership, committee proprietorship, franchise holding company, joint stock company, business or real estate trust, non-profit organization, or other organization or group of people doing business with the school(s) governed by the Education Corporation **and** in which such entity, during the time of your tenure as a trustee, you and/or your immediate family member(s) or person(s) living in your house had a financial interest or other relationship. If you are a member, director, officer or employee of an organization formally partnered with the school(s) that is/are doing business with the school(s) through a management or services agreement, please identify only the name of the organization, your position in the organization, and the relationship between such organization and the school(s). If there was no financial interest, write **None**.

| Organization conducting business with the school(s)                                  | Nature of business conducted | Approximate value of the business conducted | Name of Trustee and/or immediate family member of household holding an interest in the organization conducting business with the school(s) and the nature of the interest | Steps Taken to Avoid Conflict of Interest |
|--------------------------------------------------------------------------------------|------------------------------|---------------------------------------------|---------------------------------------------------------------------------------------------------------------------------------------------------------------------------|-------------------------------------------|
| <p>Please write "None" if applicable. Do not leave this space blank.</p> <p>NONE</p> |                              |                                             |                                                                                                                                                                           |                                           |

DS \_\_\_\_\_ 8/1/17  
 Signature Date

*Please note that this document is considered a public record and as such, may be made available to members of the public upon request under the Freedom of Information Law. Personal contact information provided below will be redacted.*

Business Telephone: \_\_\_\_\_  
 Business Address: \_\_\_\_\_  
 E-mail Address: \_\_\_\_\_  
 Home Telephone: \_\_\_\_\_  
 Home Address: \_\_\_\_\_

**Disclosure of Financial Interest by a Current or Proposed Charter School Education Corporation Trustee**

Trustee Name:

Jon Atkeson

Name of Charter School Education Corporation (for an unmerged school, this is the Charter School Name):

Achievement First Brooklyn Charter Schools

1. List all positions held on the education corporation board (e.g., president, treasurer, parent representative).

2. Is the trustee an ~~employee~~ <sup>Treasurer</sup> of any school operated by the Education Corporation?  
 Yes  No

If **Yes**, for each school, please provide a description of the position(s) you hold, your responsibilities, your salary and your start date.

3. Is the trustee an ~~employee~~ or agent of the management company or institutional partner of the ~~charter~~ school(s) governed by the Education Corporation?

Yes  No

If **Yes**, for each school, please provide a description of the position(s) you hold, your responsibilities, your salary and your start date.

4. Identify each interest/transaction (and provide the requested information) that you or any of your immediate family members or any persons who live with you in your house have held or engaged in with the charter school(s) governed by the Education Corporation during the time you have served on the board, and in the six-month period prior to such service. If there has been no such financial interest or transaction, write **None**. Please note that if you answered **Yes** to Questions 2-4 above, you need not disclose again your employment status, salary, etc.

| Date(s) | Nature of Financial Interest/Transaction | Steps taken to avoid a conflict of interest, (e.g., did not vote, did not participate in discussion) | Name of person holding interest or engaging in transaction and relationship to yourself |
|---------|------------------------------------------|------------------------------------------------------------------------------------------------------|-----------------------------------------------------------------------------------------|
|         |                                          |                                                                                                      |                                                                                         |

Please write "None" if applicable. Do not leave this space blank.

NONE

5. Identify each individual, business, corporation, union association, firm, partnership, committee proprietorship, franchise holding company, joint stock company, business or real estate trust, non-profit organization, or other organization or group of people doing business with the school(s) governed by the Education Corporation **and** in which such entity, during the time of your tenure as a trustee, you and/or your immediate family member(s) or person(s) living in your house had a financial interest or other relationship. If you are a member, director, officer or employee of an organization formally partnered with the school(s) that is/are doing business with the school(s) through a management or services agreement, please identify only the name of the organization, your position in the organization, and the relationship between such organization and the school(s). If there was no financial interest, write **None**.

| Organization conducting business with the school(s)                                  | Nature of business conducted | Approximate value of the business conducted | Name of Trustee and/or immediate family member of household holding an interest in the organization conducting business with the school(s) and the nature of the interest | Steps Taken to Avoid Conflict of Interest |
|--------------------------------------------------------------------------------------|------------------------------|---------------------------------------------|---------------------------------------------------------------------------------------------------------------------------------------------------------------------------|-------------------------------------------|
| <p>Please write "None" if applicable. Do not leave this space blank.</p> <p>NONE</p> |                              |                                             |                                                                                                                                                                           |                                           |

JA \_\_\_\_\_ 8/1/17 \_\_\_\_\_  
 Signature Date

*Please note that this document is considered a public record and as such, may be made available to members of the public upon request under the Freedom of Information Law. Personal contact information provided below will be redacted.*

Business Telephone: [REDACTED]  
 Business Address: [REDACTED]  
 E-mail Address: [REDACTED]  
 Home Telephone: [REDACTED]  
 Home Address: [REDACTED]

**Disclosure of Financial Interest by a Current or Proposed Charter School Education Corporation Trustee**

Trustee Name:

Judith Jenkins

Name of Charter School Education Corporation (for an unmerged school, this is the Charter School Name):

Achievement First Brooklyn Charter Schools

1. List all positions held on the education corporation board (e.g., president, treasurer, parent representative).

2. Is the trustee ~~an~~ employee of any school operated by the Education Corporation?  
 Yes  No

If **Yes**, for each school, please provide a description of the position(s) you hold, your responsibilities, your salary and your start date.

3. Is the trustee an employee or agent of the management company or institutional partner of the charter school(s) governed by the Education Corporation?  
 Yes  No

If **Yes**, for each school, please provide a description of the position(s) you hold, your responsibilities, your salary and your start date.

4. Identify each interest/transaction (and provide the requested information) that you or any of your immediate family members or any persons who live with you in your house have held or engaged in with the charter school(s) governed by the Education Corporation during the time you have served on the board, and in the six-month period prior to such service. If there has been no such financial interest or transaction, write **None**. Please note that if you answered **Yes** to Questions 2-4 above, you need not disclose again your employment status, salary, etc.

| Date(s) | Nature of Financial Interest/Transaction | Steps taken to avoid a conflict of interest, (e.g., did not vote, did not participate in discussion) | Name of person holding interest or engaging in transaction and relationship to yourself |
|---------|------------------------------------------|------------------------------------------------------------------------------------------------------|-----------------------------------------------------------------------------------------|
|         |                                          |                                                                                                      |                                                                                         |

|      |      |      |  |
|------|------|------|--|
| None | None | None |  |
|------|------|------|--|

Please write "None" if applicable. Do not leave this space blank.

5. Identify each individual, business, corporation, union association, firm, partnership, committee proprietorship, franchise holding company, joint stock company, business or real estate trust, non-profit organization, or other organization or group of people doing business with the school(s) governed by the Education Corporation **and** in which such entity, during the time of your tenure as a trustee, you and/or your immediate family member(s) or person(s) living in your house had a financial interest or other relationship. If you are a member, director, officer or employee of an organization formally partnered with the school(s) that is/are doing business with the school(s) through a management or services agreement, please identify only the name of the organization, your position in the organization, and the relationship between such organization and the school(s). If there was no financial interest, write **None**.

| Organization conducting business with the school(s)                                                                                | Nature of business conducted | Approximate value of the business conducted | Name of Trustee and/or immediate family member of household holding an interest in the organization conducting business with the school(s) and the nature of the interest | Steps Taken to Avoid Conflict of Interest |
|------------------------------------------------------------------------------------------------------------------------------------|------------------------------|---------------------------------------------|---------------------------------------------------------------------------------------------------------------------------------------------------------------------------|-------------------------------------------|
| <p>Please write "None" if applicable. Do not leave this space blank.</p> <p style="font-size: 2em; font-family: cursive;">None</p> |                              |                                             |                                                                                                                                                                           |                                           |

JT
8/1/17

---

Signature Date

*Please note that this document is considered a public record and as such, may be made available to members of the public upon request under the Freedom of Information Law. Personal contact information provided below will be redacted.*

**Business Telephone:** [REDACTED]

**Business Address:** [REDACTED]

**E-mail Address:** [REDACTED]

**Home Telephone:** [REDACTED]

**Home Address:** [REDACTED]

**Disclosure of Financial Interest by a Current or Proposed Charter School Education Corporation Trustee**

Trustee Name:

Justin Cohen

Name of Charter School Education Corporation (for an unmerged school, this is the Charter School Name):

Achievement First Brooklyn Charter Schools

1. List all positions held on the education corporation board (e.g., president, treasurer, parent representative).

2. Is the trustee an ~~an~~ employee of any school operated by the Education Corporation?  
 Yes  No

If **Yes**, for each school, please provide a description of the position(s) you hold, your responsibilities, your salary and your start date.

3. Is the trustee an employee or agent of the management company or institutional partner of the ~~charter~~ charter school(s) governed by the Education Corporation?  
 Yes  No

If **Yes**, for each school, please provide a description of the position(s) you hold, your responsibilities, your salary and your start date.

4. Identify each interest/transaction (and provide the requested information) that you or any of your immediate family members or any persons who live with you in your house have held or engaged in with the charter school(s) governed by the Education Corporation during the time you have served on the board, and in the six-month period prior to such service. If there has been no such financial interest or transaction, write **None**. Please note that if you answered **Yes** to Questions 2-4 above, you need not disclose again your employment status, salary, etc.

| Date(s) | Nature of Financial Interest/Transaction | Steps taken to avoid a conflict of interest, (e.g., did not vote, did not participate in discussion) | Name of person holding interest or engaging in transaction and relationship to yourself |
|---------|------------------------------------------|------------------------------------------------------------------------------------------------------|-----------------------------------------------------------------------------------------|
|         |                                          |                                                                                                      |                                                                                         |

Please write "None" if applicable. Do not leave this space blank.

NONE

5. Identify each individual, business, corporation, union association, firm, partnership, committee proprietorship, franchise holding company, joint stock company, business or real estate trust, non-profit organization, or other organization or group of people doing business with the school(s) governed by the Education Corporation **and** in which such entity, during the time of your tenure as a trustee, you and/or your immediate family member(s) or person(s) living in your house had a financial interest or other relationship. If you are a member, director, officer or employee of an organization formally partnered with the school(s) that is/are doing business with the school(s) through a management or services agreement, please identify only the name of the organization, your position in the organization, and the relationship between such organization and the school(s). If there was no financial interest, write **None**.

| Organization conducting business with the school(s)                                  | Nature of business conducted | Approximate value of the business conducted | Name of Trustee and/or immediate family member of household holding an interest in the organization conducting business with the school(s) and the nature of the interest | Steps Taken to Avoid Conflict of Interest |
|--------------------------------------------------------------------------------------|------------------------------|---------------------------------------------|---------------------------------------------------------------------------------------------------------------------------------------------------------------------------|-------------------------------------------|
| <p>Please write "None" if applicable. Do not leave this space blank.</p> <p>NONE</p> |                              |                                             |                                                                                                                                                                           |                                           |

JL Signature 8/11/17 Date

Please note that this document is considered a public record and as such, may be made available to members of the public upon request under the Freedom of Information Law. Personal contact information provided below will be redacted.

Business Telephone: [REDACTED]

Business Address: [REDACTED]

E-mail Address: [REDACTED]

Home Telephone: [REDACTED]

Home Address: [REDACTED]

**Disclosure of Financial Interest by a Current or Proposed Charter School Education Corporation Trustee**

Trustee Name:

L. Priscilla Hall

Name of Charter School Education Corporation (for an unmerged school, this is the Charter School Name):

Achievement First Brooklyn Charter Schools

1. List all positions held on the education corporation board (e.g., president, treasurer, parent representative).

2. Is the trustee an employee of any school operated by the Education Corporation?  
 Yes  No

If **Yes**, for each school, please provide a description of the position(s) you hold, your responsibilities, your salary and your start date.

3. Is the trustee an employee or agent of the management company or institutional partner of the charter school(s) governed by the Education Corporation?  
 Yes  No

If **Yes**, for each school, please provide a description of the position(s) you hold, your responsibilities, your salary and your start date.

4. Identify each interest/transaction (and provide the requested information) that you or any of your immediate family members or any persons who live with you in your house have held or engaged in with the charter school(s) governed by the Education Corporation during the time you have served on the board, and in the six-month period prior to such service. If there has been no such financial interest or transaction, write **None**. Please note that if you answered **Yes** to Questions 2-4 above, you need not disclose again your employment status, salary, etc.

| Date(s) | Nature of Financial Interest/Transaction | Steps taken to avoid a conflict of interest, (e.g., did not vote, did not participate in discussion) | Name of person holding interest or engaging in transaction and relationship to yourself |
|---------|------------------------------------------|------------------------------------------------------------------------------------------------------|-----------------------------------------------------------------------------------------|
|         |                                          |                                                                                                      |                                                                                         |

Please write "None" if applicable. Do not leave this space blank.

NONE

5. Identify each individual, business, corporation, union association, firm, partnership, committee proprietorship, franchise holding company, joint stock company, business or real estate trust, non-profit organization, or other organization or group of people doing business with the school(s) governed by the Education Corporation **and** in which such entity, during the time of your tenure as a trustee, you and/or your immediate family member(s) or person(s) living in your house had a financial interest or other relationship. If you are a member, director, officer or employee of an organization formally partnered with the school(s) that is/are doing business with the school(s) through a management or services agreement, please identify only the name of the organization, your position in the organization, and the relationship between such organization and the school(s). If there was no financial interest, write **None**.

| Organization conducting business with the school(s)                                                          | Nature of business conducted | Approximate value of the business conducted | Name of Trustee and/or immediate family member of household holding an interest in the organization conducting business with the school(s) and the nature of the interest | Steps Taken to Avoid Conflict of Interest |
|--------------------------------------------------------------------------------------------------------------|------------------------------|---------------------------------------------|---------------------------------------------------------------------------------------------------------------------------------------------------------------------------|-------------------------------------------|
| <p>Please write "None" if applicable. Do not leave this space blank.</p> <p style="font-size: 2em;">NONE</p> |                              |                                             |                                                                                                                                                                           |                                           |

LPH
8/11/17

---

Signature Date

*Please note that this document is considered a public record and as such, may be made available to members of the public upon request under the Freedom of Information Law. Personal contact information provided below will be redacted.*

**Business Telephone:** \_\_\_\_\_

**Business Address:** \_\_\_\_\_

**E-mail Address:** \_\_\_\_\_

**Home Telephone:** \_\_\_\_\_

**Home Address:** \_\_\_\_\_

|                                                                                                                   |
|-------------------------------------------------------------------------------------------------------------------|
| <b>Disclosure of Financial Interest by a Current or Proposed Charter School<br/>Education Corporation Trustee</b> |
|-------------------------------------------------------------------------------------------------------------------|

Trustee Name:

Lee Gause

Name of Charter School Education Corporation (for an unmerged school, this is the Charter School Name):

Achievement First Brooklyn Charter Schools

1. List all positions held on the education corporation board (e.g., president, treasurer, parent representative).
2. Is the trustee an employee of any school operated by the Education Corporation?  
 Yes  No

If **Yes**, for each school, please provide a description of the position(s) you hold, your responsibilities, your salary and your start date.

3. Is the trustee an employee or agent of the management company or institutional partner of the charter school(s) governed by the Education Corporation?  
 Yes  No

If **Yes**, for each school, please provide a description of the position(s) you hold, your responsibilities, your salary and your start date.

4. Identify each interest/transaction (and provide the requested information) that you or any of your immediate family members or any persons who live with you in your house have held or engaged in with the charter school(s) governed by the Education Corporation during the time you have served on the board, and in the six-month period prior to such service. If there has been no such financial interest or transaction, write **None**. Please note that if you answered **Yes** to Questions 2-4 above, you need not disclose again your employment status, salary, etc.

| Date(s) | Nature of Financial Interest/Transaction | Steps taken to avoid a conflict of interest, (e.g., did not vote, did not participate in discussion) | Name of person holding interest or engaging in transaction and relationship to yourself |
|---------|------------------------------------------|------------------------------------------------------------------------------------------------------|-----------------------------------------------------------------------------------------|
|         |                                          |                                                                                                      |                                                                                         |

Please write "None" if applicable. Do not leave this space blank.

5. Identify each individual, business, corporation, union association, firm, partnership, committee proprietorship, franchise holding company, joint stock company, business or real estate trust, non-profit organization, or other organization or group of people doing business with the school(s) governed by the Education Corporation **and** in which such entity, during the time of your tenure as a trustee, you and/or your immediate family member(s) or person(s) living in your house had a financial interest or other relationship. If you are a member, director, officer or employee of an organization formally partnered with the school(s) that is/are doing business with the school(s) through a management or services agreement, please identify only the name of the organization, your position in the organization, and the relationship between such organization and the school(s). If there was no financial interest, write **None**.

| Organization conducting business with the school(s)                                                              | Nature of business conducted | Approximate value of the business conducted | Name of Trustee and/or immediate family member of household holding an interest in the organization conducting business with the school(s) and the nature of the interest | Steps Taken to Avoid Conflict of Interest |
|------------------------------------------------------------------------------------------------------------------|------------------------------|---------------------------------------------|---------------------------------------------------------------------------------------------------------------------------------------------------------------------------|-------------------------------------------|
| <p>Please write "None" if applicable. Do not leave this space blank.</p> <p style="text-align: center;">None</p> |                              |                                             |                                                                                                                                                                           |                                           |

LG
8/11/17

---

Signature Date

*Please note that this document is considered a public record and as such, may be made available to members of the public upon request under the Freedom of Information Law. Personal contact information provided below will be redacted.*

**Business Telephone:** [REDACTED]

**Business Address:** [REDACTED]

**E-mail Address:** [REDACTED]

**Home Telephone:** \_\_\_\_\_

**Home Address:** [REDACTED]

|                                                                                                                   |
|-------------------------------------------------------------------------------------------------------------------|
| <b>Disclosure of Financial Interest by a Current or Proposed Charter School<br/>Education Corporation Trustee</b> |
|-------------------------------------------------------------------------------------------------------------------|

Trustee Name:

Lee Gelernt

Name of Charter School Education Corporation (for an unmerged school, this is the Charter School Name):

ACHIEVEMENT FIRST BROOKLYN CHARTER SCHOOLS

1. List all positions held on the education corporation board (e.g., president, treasurer, parent representative).

2. Is the trustee an employee of any school operated by the Education Corporation?  
 Yes  No

If **Yes**, for each school, please provide a description of the position(s) you hold, your responsibilities, your salary and your start date.

3. Is the trustee an employee or agent of the management company or institutional partner of the charter school(s) governed by the Education Corporation?  
 Yes  No

If **Yes**, for each school, please provide a description of the position(s) you hold, your responsibilities, your salary and your start date.

4. Identify each interest/transaction (and provide the requested information) that you or any of your immediate family members or any persons who live with you in your house have held or engaged in with the charter school(s) governed by the Education Corporation during the time you have served on the board, and in the six-month period prior to such service. If there has been no such financial interest or transaction, write **None**. Please note that if you answered **Yes** to Questions 2-4 above, you need not disclose again your employment status, salary, etc.

| Date(s) | Nature of Financial Interest/Transaction | Steps taken to avoid a conflict of interest, (e.g., did not vote, did not participate in discussion) | Name of person holding interest or engaging in transaction and relationship to yourself |
|---------|------------------------------------------|------------------------------------------------------------------------------------------------------|-----------------------------------------------------------------------------------------|
|         |                                          |                                                                                                      |                                                                                         |

Please write "None" if applicable. Do not leave this space blank.

NONE

5. Identify each individual, business, corporation, union association, firm, partnership, committee proprietorship, franchise holding company, joint stock company, business or real estate trust, non-profit organization, or other organization or group of people doing business with the school(s) governed by the Education Corporation **and** in which such entity, during the time of your tenure as a trustee, you and/or your immediate family member(s) or person(s) living in your house had a financial interest or other relationship. If you are a member, director, officer or employee of an organization formally partnered with the school(s) that is/are doing business with the school(s) through a management or services agreement, please identify only the name of the organization, your position in the organization, and the relationship between such organization and the school(s). If there was no financial interest, write **None**.

| Organization conducting business with the school(s)                                  | Nature of business conducted | Approximate value of the business conducted | Name of Trustee and/or immediate family member of household holding an interest in the organization conducting business with the school(s) and the nature of the interest | Steps Taken to Avoid Conflict of Interest |
|--------------------------------------------------------------------------------------|------------------------------|---------------------------------------------|---------------------------------------------------------------------------------------------------------------------------------------------------------------------------|-------------------------------------------|
| <p>Please write "None" if applicable. Do not leave this space blank.</p> <p>NONE</p> |                              |                                             |                                                                                                                                                                           |                                           |

LC \_\_\_\_\_ 8/1/17  
 Signature Date

*Please note that this document is considered a public record and as such, may be made available to members of the public upon request under the Freedom of Information Law. Personal contact information provided below will be redacted.*

Business Telephone: [REDACTED]  
 Business Address: [REDACTED]  
 E-mail Address: [REDACTED]  
 Home Telephone: [REDACTED]  
 Home Address: [REDACTED]

**Disclosure of Financial Interest by a Current or Proposed Charter School Education Corporation Trustee**

Trustee Name:

Natasha Lewis

Name of Charter School Education Corporation (for an unmerged school, this is the Charter School Name):

Achievement First Brooklyn Charter Schools

1. List all positions held on the education corporation board (e.g., president, treasurer, parent representative).

Parent rep

2. Is the trustee an employee of any school operated by the Education Corporation?  
 Yes  No

If **Yes**, for each school, please provide a description of the position(s) you hold, your responsibilities, your salary and your start date.

3. Is the trustee an employee or agent of the management company or institutional partner of the charter school(s) governed by the Education Corporation?  
 Yes  No

If **Yes**, for each school, please provide a description of the position(s) you hold, your responsibilities, your salary and your start date.

4. Identify each interest/transaction (and provide the requested information) that you or any of your immediate family members or any persons who live with you in your house have held or engaged in with the charter school(s) governed by the Education Corporation during the time you have served on the board, and in the six-month period prior to such service. If there has been no such financial interest or transaction, write **None**. Please note that if you answered **Yes** to Questions 2-4 above, you need not disclose again your employment status, salary, etc.

| Date(s) | Nature of Financial Interest/Transaction | Steps taken to avoid a conflict of interest, (e.g., did not vote, did not participate in discussion) | Name of person holding interest or engaging in transaction and relationship to yourself |
|---------|------------------------------------------|------------------------------------------------------------------------------------------------------|-----------------------------------------------------------------------------------------|
|         |                                          |                                                                                                      |                                                                                         |

Please write "None" if applicable. Do not leave this space blank.

NONE

5. Identify each individual, business, corporation, union association, firm, partnership, committee proprietorship, franchise holding company, joint stock company, business or real estate trust, non-profit organization, or other organization or group of people doing business with the school(s) governed by the Education Corporation **and** in which such entity, during the time of your tenure as a trustee, you and/or your immediate family member(s) or person(s) living in your house had a financial interest or other relationship. If you are a member, director, officer or employee of an organization formally partnered with the school(s) that is/are doing business with the school(s) through a management or services agreement, please identify only the name of the organization, your position in the organization, and the relationship between such organization and the school(s). If there was no financial interest, write **None**.

| Organization conducting business with the school(s)                                  | Nature of business conducted | Approximate value of the business conducted | Name of Trustee and/or immediate family member of household holding an interest in the organization conducting business with the school(s) and the nature of the interest | Steps Taken to Avoid Conflict of Interest |
|--------------------------------------------------------------------------------------|------------------------------|---------------------------------------------|---------------------------------------------------------------------------------------------------------------------------------------------------------------------------|-------------------------------------------|
| <p>Please write "None" if applicable. Do not leave this space blank.</p> <p>NONE</p> |                              |                                             |                                                                                                                                                                           |                                           |

ML 5/11/17  
 \_\_\_\_\_  
 Signature Date

*Please note that this document is considered a public record and as such, may be made available to members of the public upon request under the Freedom of Information Law. Personal contact information provided below will be redacted.*

Business Telephone: [REDACTED]  
 Business Address: [REDACTED]  
 E-mail Address: [REDACTED]  
 Home Telephone: [REDACTED]  
 Home Address: [REDACTED]

**Disclosure of Financial Interest by a Current or Proposed Charter School Education Corporation Trustee**

Trustee Name:

Romy Coquillet

Name of Charter School Education Corporation (for an unmerged school, this is the Charter School Name):

Achievement First Brooklyn Charter Schools

1. List all positions held on the education corporation board (e.g., president, treasurer, parent representative).

2. Is the trustee an employee of any school operated by the Education Corporation?  
 Yes  No

If **Yes**, for each school, please provide a description of the position(s) you hold, your responsibilities, your salary and your start date.

3. Is the trustee an employee or agent of the management company or institutional partner of the charter school(s) governed by the Education Corporation?  
 Yes  No

If **Yes**, for each school, please provide a description of the position(s) you hold, your responsibilities, your salary and your start date.

4. Identify each interest/transaction (and provide the requested information) that you or any of your immediate family members or any persons who live with you in your house have held or engaged in with the charter school(s) governed by the Education Corporation during the time you have served on the board, and in the six-month period prior to such service. If there has been no such financial interest or transaction, write **None**. Please note that if you answered **Yes** to Questions 2-4 above, you need not disclose again your employment status, salary, etc.

| Date(s) | Nature of Financial Interest/Transaction | Steps taken to avoid a conflict of interest, (e.g., did not vote, did not participate in discussion) | Name of person holding interest or engaging in transaction and relationship to yourself |
|---------|------------------------------------------|------------------------------------------------------------------------------------------------------|-----------------------------------------------------------------------------------------|
|         |                                          |                                                                                                      |                                                                                         |





# Entry 9 BOT Table

Created: 07/25/2017 • Last updated: 07/26/2017

(tab across or use scroll bar at bottom of table)

## 1. Current Board Member Information

|   | Trustee Name        | Email Addresses | Position on the Board | Committee Affiliations | Voting Member Per By Laws? (Y/N) | Area of Expertise, and/or Additional Role at School (parent, staff member, etc.) | Number of Terms Served and Length of Each (Include election date and term expiration) | Number of Board Mtgs Attended during 2016-17? |
|---|---------------------|-----------------|-----------------------|------------------------|----------------------------------|----------------------------------------------------------------------------------|---------------------------------------------------------------------------------------|-----------------------------------------------|
| 1 | Adrienne Loiseau    |                 | Parent Representative |                        | Yes                              |                                                                                  |                                                                                       |                                               |
| 2 | Ambrose Wooden, Jr. |                 | Trustee/Member        |                        | Yes                              |                                                                                  |                                                                                       |                                               |
| 3 | Amy Arthur Samuels  |                 | Trustee/Member        |                        | Yes                              |                                                                                  |                                                                                       |                                               |
| 4 | Andy Hubbard        |                 | Secretary             |                        | Yes                              |                                                                                  |                                                                                       |                                               |

|    |                   |  |                       |     |  |  |  |  |
|----|-------------------|--|-----------------------|-----|--|--|--|--|
| 5  | Angela Tucker     |  | Parent Representative | Yes |  |  |  |  |
| 6  | Daniel Russell    |  | Trustee/Member        | Yes |  |  |  |  |
| 7  | Deborah Shanley   |  | Treasurer             | Yes |  |  |  |  |
| 8  | Jon Atkeson       |  | Parent Representative | Yes |  |  |  |  |
| 9  | Judith Jenkins    |  | Parent Representative | Yes |  |  |  |  |
| 10 | Justin Cohen      |  | Trustee/Member        | Yes |  |  |  |  |
| 11 | L. Priscilla Hall |  | Trustee/Member        | Yes |  |  |  |  |
| 12 | Lee Gause         |  | Trustee/Member        | Yes |  |  |  |  |

|    |                   |  |                       |     |  |  |  |  |
|----|-------------------|--|-----------------------|-----|--|--|--|--|
| 13 | Lee Gelern t      |  | Trustee/Member        | Yes |  |  |  |  |
| 14 | Natasha Lewis     |  | Parent Representative | Yes |  |  |  |  |
| 15 | Romy Coquill ette |  | Trustee/Member        | Yes |  |  |  |  |
| 16 | Ted Coons         |  | Trustee/Member        | Yes |  |  |  |  |
| 17 |                   |  |                       |     |  |  |  |  |
| 18 |                   |  |                       |     |  |  |  |  |
| 19 |                   |  |                       |     |  |  |  |  |
| 20 |                   |  |                       |     |  |  |  |  |

**2. Total Number of Members on June 30, 2016** 16

**3. Total Number of Members Joining the Board 2016-17 School Year** 1

**4. Total Number of Members Departing the Board during the 2016-17 School Year** 0

**5. Number of Voting Members** 16  
**2016-17, as set by the by-laws,  
resolution or minutes**

**6. Number of Board Meetings** 6  
**Conducted in the 2016-17 School  
Year**

**7. Number of Board Meetings** 6  
**Scheduled for the [2017-18](#)  
School Year**

**Thank you.**



# Entry 11 Enrollment and Retention of Special Populations

Last updated: 07/31/2017

## [Instructions for Reporting Enrollment and Retention Strategies](#)

Describe the efforts the charter school has made in 2016 2017 toward meeting targets to attract and retain enrollment of students with disabilities, English language learners, and students who are economically disadvantaged. In addition, describe the school’s plans for meeting or making progress toward meeting its enrollment and retention targets in 2017 2018.

### **Recruitment/Attraction Efforts Toward Meeting Targets**

|                            | Describe Efforts Toward Meeting Recruitment Targets 2016 17)                                                                                                                                                                                                                                                                                                                                                                                                                                                                                                                                                                                                                                                                                                                                                                                                                                                                                                                                                                                                                                                                                                                                                                 | Describe Plans Toward Meeting Recruitment Targets 2017 18)                  |
|----------------------------|------------------------------------------------------------------------------------------------------------------------------------------------------------------------------------------------------------------------------------------------------------------------------------------------------------------------------------------------------------------------------------------------------------------------------------------------------------------------------------------------------------------------------------------------------------------------------------------------------------------------------------------------------------------------------------------------------------------------------------------------------------------------------------------------------------------------------------------------------------------------------------------------------------------------------------------------------------------------------------------------------------------------------------------------------------------------------------------------------------------------------------------------------------------------------------------------------------------------------|-----------------------------------------------------------------------------|
| Economically Disadvantaged | <p>The schools partner with the Achievement First (AF) recruitment team to carry out a comprehensive recruitment strategy consisting of direct outreach, Refer A Friend campaigns, information sessions, school based open houses, presentations at local education agencies and community based organizations, neighborhood canvassing at nearby high density housing and building locations, participating in the NYC Charter Center application, geo targeted mailings, and both online and outdoor advertising. These techniques have been successful in generating applications and in sharing the opportunity to apply with low income families. In 2009, all AF schools implemented an at risk preference for low income families, and as a result the vast majority of all entering families have qualified for free or reduced price lunch. As a result of extensive presentations to community organizations that serve low income families, including Head Start and NYCHA daycare centers, the applicant pool of free and reduced price applicants has been large, and the preference has been effective at substantially matching the district percentages of low income students for the incoming classes.</p> | <p>AF plans to replicate its 2016 17 strategies and adjusted as needed.</p> |
|                            | The AF student recruitment team is bilingual                                                                                                                                                                                                                                                                                                                                                                                                                                                                                                                                                                                                                                                                                                                                                                                                                                                                                                                                                                                                                                                                                                                                                                                 |                                                                             |

|                                   |                                                                                                                                                                                                                                                                                                                                                                                                                                                                                                                                                                                                                                                                                                                                                                                                                                                                                                                                                                                                                                                                                                                                                                                         |                                                                                                                                                                                                                                                                                                                                                                                              |
|-----------------------------------|-----------------------------------------------------------------------------------------------------------------------------------------------------------------------------------------------------------------------------------------------------------------------------------------------------------------------------------------------------------------------------------------------------------------------------------------------------------------------------------------------------------------------------------------------------------------------------------------------------------------------------------------------------------------------------------------------------------------------------------------------------------------------------------------------------------------------------------------------------------------------------------------------------------------------------------------------------------------------------------------------------------------------------------------------------------------------------------------------------------------------------------------------------------------------------------------|----------------------------------------------------------------------------------------------------------------------------------------------------------------------------------------------------------------------------------------------------------------------------------------------------------------------------------------------------------------------------------------------|
| <p>English Language Learners</p>  | <p>and has made extensive efforts to reach out to families who speak languages other than English. All outdoor signs are in both English and Spanish, as are all brochures and other marketing materials, including the AF website page for student enrollment. In 2015 16, direct, bilingual recruiting materials reached more than 18,000 families throughout Brooklyn and numbers were similar in 2016 17. Additionally, Spanish speaking members of the recruitment team have presented in Spanish at head start daycares and community organizations (e.g., The Coalition for Hispanic Family Services and Nueva Vida Daycare Center), and multiple members of the parent led “street teams” that recruited directly in the community were Spanish speakers. While these techniques may change year to year, these are representative of recent recruitment methods. The lottery also uses a weighted preference for English Language Learners (ELLs), which the schools doubled for the 2016 17 school year in an effort to both admit and enroll more ELLs.</p>                                                                                                                  | <p>AF plans to replicate its 2016 17 strategies and adjusted as needed. Additionally, a year after doubling its weighted preference for English Language Learners, AF has increased the preference a further 50%.</p>                                                                                                                                                                        |
| <p>Students with Disabilities</p> | <p>Efforts to recruit students with disabilities have focused primarily on making clear in promotional materials and presentations that AF is highly effective for students with disabilities, and that we offer services in accordance with Individualized Education Programs (IEPs). In addition, the recruitment team reaches out annually to day care centers that are identified by the NYC Department of Education as serving students with disabilities and participated in an Include NYC fair that focuses on providing resources to families with students with disabilities. The AF student recruitment team has partnered with the network special services team to ensure that marketing materials capture the range of services available. AF has reached out specifically to community members who previously agreed to partner with the community outreach team to conduct a family focus group on how AF schools could best meet their needs. During this focus group, the mother of a student with a disability said that her greatest struggle was finding a public school option that held the highest academic standards for her child despite his disability.</p> | <p>AF plans to replicate its 2016 17 strategies and adjusted as needed. Additionally, AF doubled its weighted preference for students with disabilities. Additionally, in 2017 18, AF is expanding upon a pilot program to offer multiple self contained classrooms for eligible students depending on the student’s individual need, grade (currently, grades 1 4) and available space.</p> |

The school is just such an option, committed to getting every scholar who walks through our doors to and through college. We believe that this sending this message to families with students who have special needs will be a powerful recruiting technique, and will help us meet the enrollment target for this population. The lottery also uses a weighted preference for students with disabilities.

## Retention Efforts Toward Meeting Targets

|                            | Describe Efforts Toward Meeting Retention Targets 2016 17)                                                                                                                                                                                                                                                                                                                                                                                                                                                                                                                                                                                                                                                                                                                                                                                                                                                                                                                                                                                                                                                                                                                                                                                                                                                                                                                                                                                                                                                                                                                                           | Describe Plans Toward Meeting Retention Targets 2017 18)                    |
|----------------------------|------------------------------------------------------------------------------------------------------------------------------------------------------------------------------------------------------------------------------------------------------------------------------------------------------------------------------------------------------------------------------------------------------------------------------------------------------------------------------------------------------------------------------------------------------------------------------------------------------------------------------------------------------------------------------------------------------------------------------------------------------------------------------------------------------------------------------------------------------------------------------------------------------------------------------------------------------------------------------------------------------------------------------------------------------------------------------------------------------------------------------------------------------------------------------------------------------------------------------------------------------------------------------------------------------------------------------------------------------------------------------------------------------------------------------------------------------------------------------------------------------------------------------------------------------------------------------------------------------|-----------------------------------------------------------------------------|
| Economically Disadvantaged | <p>Retention of students at AF schools is a network wide priority. The AF report card sets an accountability measure of 5% choice attrition for each school. While reliable mobility statistics for New York City are difficult to ascertain, we believe that a mobility rate of 5% is significantly below the average annual turnover of urban students. We believe that retention of students within at risk populations depends primarily on the academic progress these students are making. As such, the most important retention efforts for at risk populations will be great instruction, and regular review of data that ensures that students in these populations are receiving the supports and services they need in order to be successful. Data including academic performance, attendance, and behavior data are disaggregated and shared with the school leadership team, so that early warning signs can be identified and appropriate interventions identified. AF school leaders and regional superintendents regularly share student retention strategies.</p> <p>An example of a best practice that AF schools utilize is early identification and intervention with families considering leaving. This approach uses historical data on attrition to identify risk factors that predict future attrition. AF schools use this information to develop specific family engagement and support strategies for scholars who are at risk of leaving. Experience across the network has shown that strong relationships and thoughtful discussions with families are often what</p> | <p>AF plans to replicate its 2016 17 strategies and adjusted as needed.</p> |

make the difference when having a difficult discussion with family members. AF regional superintendents specifically coach principals on how to have effective conversations with families regarding topics such as retention in grade. Tailored family specific strategies will be developed to ensure that do everything possible to keep these students with us.

Retention of students at AF schools is a network wide priority. The AF report card sets an accountability measure of 5% choice attrition for each school. While reliable mobility statistics for New York City are difficult to ascertain, we believe that a mobility rate of 5% is significantly below the average annual turnover of urban students. We believe that retention of students within at risk populations depends primarily on the academic progress these students are making. As such, the most important retention efforts for at risk populations will be great instruction, and regular review of data that ensures that students in these populations are receiving the supports and services they need in order to be successful. Data including academic performance, attendance, and behavior data are disaggregated and shared with the school leadership team, so that early warning signs can be identified and appropriate interventions identified. AF school leaders and regional superintendents regularly share student retention strategies.

We believe that the factors above also apply to ELLs. Because parents of ELLs often do not speak English fluently themselves, the nuanced conversations about academic performance can be more difficult. The English as a Second Language (ESL) teacher or intervention coordinator (depending on the number of ELL students enrolled) will be primarily responsible for proactively developing relationships and trust with families of ELLs as soon as the student is identified as limited English proficient, regardless of academic performance. We believe that these proactive relationship building practices will establish the trust necessary to identify families early who are at risk for leaving, and to intervene effectively to persuade them to stay with us.

English  
Language  
Learners

AF plans to replicate its 2016 17 strategies and adjusted as needed.

AF also translates and uses translators as necessary for school policies, student specific information and communications with families.

Retention of students at AF schools is a network wide priority. The AF report card sets an accountability measure of 5% choice attrition for each school. While reliable mobility statistics for New York City are difficult to ascertain, we believe that a mobility rate of 5% is significantly below the average annual turnover of urban students. We believe that retention of students within at risk populations depends primarily on the academic progress these students are making. As such, the most important retention efforts for at risk populations will be great instruction, and regular review of data that ensures that students in these populations are receiving the supports and services they need in order to be successful. Data including academic performance, attendance, and behavior data are disaggregated and shared with the school leadership team, so that early warning signs can be identified and appropriate interventions identified. AF school leaders and regional superintendents regularly share student retention strategies.

We believe that strong Tier 2 and Tier 3 interventions, complemented by strong family relationships, are the most effective approaches to prevent the attrition of students with disabilities. In addition to the attrition risk factors described above, we believe there are at least two additional factors for families of students with disabilities. First, families of students with disabilities are more likely to leave if they believe that we hold lower expectations for their children than for their regular education peers. Second, these families are at risk for leaving if they do not understand the services being provided for their children, or if they perceive that more extensive services might be available at another school. As described above, our communication with families about the high expectations we hold for every child, and the differentiated supports we provide to make sure each child meets these expectations, will begin with our

Students with Disabilities

AF plans to replicate its 2016-17 strategies and adjusted as needed. Additionally, in 2017-18, AF is expanding upon a pilot program to offer multiple self contained classrooms for eligible students depending on the student's individual need, grade (currently, grades 1-4) and available space.

student recruitment process. These messages will be reinforced in family chats (which are requested of all incoming families), family conferences, and all other communication with families of students with disabilities. Additionally, the network support data team and regional director of special services will provide disaggregated academic and behavioral data for students with disabilities directly to the principals on a monthly basis, to flag any student for whom additional support is needed. Our experience has been that when students with disabilities make strong academic progress, their families' bond with the school strengthens and they are more likely to stay with us.



# Entry 12 Classroom Teacher and Administrator Attrition

Last updated: 07/31/2017

Report changes in teacher and administrator staffing.

## Instructions for completing the Classroom Teacher and Administrator Attrition Tables

Charter schools must complete the two tables named 2016-2017 Classroom Teacher and Administrator Attrition to report changes in teacher and administrator staffing in 2016-2017. Please provide the full time equivalent (FTE) of staff on June 30, 2016; the FTE for any departed staff from July 1, 2016 through June 30, 2017; the FTE for added staff from July 1, 2016 through June 30, 2017; and the FTE of staff added in newly created positions from July 1, 2016 through June 30, 2017 using the two tables provided.

### Classroom Teacher Attrition Table

| FTE Classroom Teachers on June 30, 2016 | FTE Classroom Teachers Departed 7/1/16 6/30/17 | FTE Classroom Teachers Filling Vacant Positions 7/1/16 6/30/17 | FTE Classroom Teachers Added in New Positions 7/1/16 6/30/17 | FTE of Classroom Teachers on June 30, 2017 |
|-----------------------------------------|------------------------------------------------|----------------------------------------------------------------|--------------------------------------------------------------|--------------------------------------------|
| 86                                      | 20                                             |                                                                |                                                              | 94                                         |

### Administrator Position Attrition Table

| FTE Administrative Positions on June 30, 2016 | FTE Administrators Departed 7/1/16 6/30/17 | FTE Administrators Filling Vacant Positions 7/1/16 6/30/17 | FTE Administrators Added in New Positions 7/1/16 6/30/17 | FTE Administrative Positions on June 30, 2017 |
|-----------------------------------------------|--------------------------------------------|------------------------------------------------------------|----------------------------------------------------------|-----------------------------------------------|
| 24                                            | 2                                          |                                                            |                                                          | 26                                            |

Thank you

| School Name                                             | Start Date | End Date  | Instructional Days |
|---------------------------------------------------------|------------|-----------|--------------------|
| Achievement First Apollo Elementary School              | 8/16/2017  | 6/15/2018 | 185                |
| Achievement First Apollo Middle School                  | 8/17/2017  | 6/15/2018 | 184                |
| Achievement First Aspire Elementary School              | 8/16/2017  | 6/15/2018 | 185                |
| Achievement First Aspire Middle School                  | 8/17/2017  | 6/15/2018 | 184                |
| Achievement First Brooklyn High School                  | 8/17/2017  | 6/15/2018 | 184                |
| Achievement First Brownsville Elementary School         | 8/16/2017  | 6/15/2018 | 185                |
| Achievement First Brownsville Middle School             | 8/17/2017  | 6/15/2018 | 184                |
| Achievement First Bushwick Elementary School            | 8/16/2017  | 6/15/2018 | 185                |
| Achievement First Bushwick Middle School                | 8/17/2017  | 6/15/2018 | 184                |
| Achievement First Crown Heights Elementary School       | 8/16/2017  | 6/15/2018 | 185                |
| Achievement First Crown Heights Middle School           | 8/17/2017  | 6/15/2018 | 184                |
| Achievement First East Brooklyn High School             | 8/17/2017  | 6/15/2018 | 184                |
| Achievement First East New York Elementary School       | 8/16/2017  | 6/15/2018 | 185                |
| Achievement First East New York Middle School           | 8/17/2017  | 6/15/2018 | 184                |
| Achievement First Endeavor Elementary School            | 8/16/2017  | 6/15/2018 | 185                |
| Achievement First Endeavor Middle School                | 8/17/2017  | 6/15/2018 | 184                |
| Achievement First Linden Elementary School              | 8/16/2017  | 6/15/2018 | 185                |
| Achievement First North Brooklyn Prep Elementary School | 8/16/2017  | 6/15/2018 | 185                |
| Achievement First University Prep High School           | 8/17/2017  | 6/15/2018 | 184                |
| Achievement First Voyager Middle School                 | 8/17/2017  | 6/15/2018 | 184                |