



# Entry 1 School Information

Created: 07/21/2017 • Last updated: 08/01/2017

Please be advised that you will need to complete this cover page (including signatures) before all of the other tasks assigned to you by your authorizer are visible on your task page. While completing this task, please ensure that you select the correct authorizer (**as of June 30, 2017**) or you may not be assigned the correct tasks.

**a. SCHOOL NAME AND BEDS#** AMBER CS II (SUNY Trustees)

(Select name from the drop down menu)

**b. CHARTER AUTHORIZER** SUNY Authorized Charter School

(For technical reasons, please re select authorizer name from the drop down menu).

**c. DISTRICT / CSD OF LOCATION** NYC CSD 6

## d1. SCHOOL INFORMATION

|  | PRIMARY ADDRESS                             | PHONE NUMBER | FAX NUMBER   | EMAIL ADDRESS |
|--|---|--------------|--------------|---------------|
|  | 652 West 187th Street<br>New York, NY 10033 | [REDACTED]   | 212 298 8360 | [REDACTED]    |

## d2. PHONE CONTACT NUMBER FOR AFTER HOURS EMERGENCIES

|                                       |                    |
|---------------------------------------|--------------------|
| Contact Name                          | Dr. Vasthi Acosta  |
| Title                                 | Executive Director |
| Emergency Phone Number (### ###) ###) | [REDACTED]         |

**e. SCHOOL WEB ADDRESS (URL)** [ambercharter.org](http://ambercharter.org)

**f. DATE OF INITIAL CHARTER** 08/2017

**g. DATE FIRST OPENED FOR INSTRUCTION** 09/2016

**i. TOTAL ENROLLMENT ON JUNE 30, 2017** 117

**j. GRADES SERVED IN SCHOOL YEAR 2016-17**

Check all that apply

|               |      |
|---------------|------|
| Grades Served | K, 1 |
|---------------|------|

**k1. DOES THE SCHOOL CONTRACT WITH A CHARTER OR EDUCATIONAL MANAGEMENT ORGANIZATION?** No


**11. FACILITIES**

Does the school maintain or operate multiple sites?

|  |                    |
|--|--------------------|
|  | No, just one site. |
|--|--------------------|

**12. SCHOOL SITES**

Please list the sites where the school will operate for the upcoming school year.

|                                  | Physical Address                            | Phone Number  | District/CSD | Grades Served at Site | School at Full Capacity at Site | Facilities Agreement |
|----------------------------------|---|---|--------------|-----------------------|---------------------------------|----------------------|
| Site 1<br>(same as primary site) | 652 West 187th Street<br>New York, NY 10033 |  | CSD 6        | K 2                   | Yes                             | Rent/Lease           |
| Site 2                           |   |   |              |                       |                                 |                      |
| Site 3                           |   |   |              |                       |                                 |                      |

**I2a. Please provide the contact information for Site 1.**

|                    | Name                | Work Phone | Alternate Phone | Email Address |
|--------------------|---------------------|------------|-----------------|---------------|
| School Leader      | Veronica Almedina   | [REDACTED] | [REDACTED]      | [REDACTED]    |
| Operational Leader | Roselvi Castillo    | [REDACTED] |                 | [REDACTED]    |
| Compliance Contact | Heidi Hamiltom      | [REDACTED] | [REDACTED]      | [REDACTED]    |
| Complaint Contact  | Dr. Vasthi R Acosta | [REDACTED] | [REDACTED]      | [REDACTED]    |

**m1. Is the school or are the school sites co-located?** No

**n1. Were there any revisions to the school's charter during the 2016-17 school year? (Please include approved or pending material and non-material charter revisions).** Yes

**n2. Summary of Charter Revisions**

|   | Category (Select Best Description)    | Specific Revision (150 word limit)  | Date Approved by BOT (if applicable) | Date Approved by Authorizer (if applicable) |
|---|---------------------------------------|---|--------------------------------------|---|
| 1 | Change in Maximum Approved Enrollment | Reduce Enrollment from approximately 250 students in grades K 1 to approximately 120 students in grade K 1 due to facility constraints. |                                      | 6/25/16                                     |
| 2 |                                       |   |                                      |   |
| 3 |                                       |   |                                      |   |
| 4 |                                       |   |                                      |   |
| 5 |                                       |   |                                      |   |

**o. Name and Position of Individual(s) Who Completed the 2016-17 Annual Report.** Kirsys Gomez / HR Finance Officer

**p. Our signatures below attest that all of the information contained herein is truthful and accurate and that this charter school is in compliance with all aspects of its charter, and with all pertinent Federal, State, and local laws, regulations, and rules. We understand that if any information in any part of this report is found to have been deliberately misrepresented, that will constitute grounds for the revocation of our charter. Check YES if you agree and then use the mouse on your PC or the stylist on your mobile device to sign your name).**

Yes

**Signature, Head of Charter School**

Vashti R Acosta

**Signature, President of the Board of Trustees**

Soledad Hiciano

**Date**

2017/08/01

**Thank you.**



# Entry 2 NYS School Report Card Link

Last updated: 07/21/2017

---

## 1. NEW YORK STATE REPORT CARD

<https://data.nysed.gov/profile.php?instid=800000084247>

**Provide a direct URL or web link to the most recent New York State School Report Card for the charter school (See <https://reportcards.nysed.gov/>).**

(Charter schools completing year one will not yet have a School Report Card or link to one. Please type "URL is not available" in the space provided).



# Entry 4 Expenditures per Child

Last updated: 08/01/2017

## Financial Information

This information is required of ALL charter schools. Provide the following measures of fiscal performance of the charter school in Appendix B (Total Expenditures and Administrative Expenditures Per Child):

### 1. Total Expenditures Per Child

To calculate '**Total Expenditures per Child**' take total expenditures (from the unaudited 2016-17 Schedule of Functional Expenses) and divide by the year end FTE student enrollment. (Integers Only. No dollar signs or commas).

**Note:** The information on the Schedule of Functional Expenses on pages 41-43 of the Audit Guide can help schools locate the amounts to use in the two per pupil calculations: <http://www.p12.nysed.gov/psc/AuditGuide.html>

|   |         |
|---|---------|
| Line 1: Total Expenditures              | 2663335 |
| Line 2: Year End FTE student enrollment | 121     |
| Line 3: Divide Line 1 by Line 2         | 22011   |

## 2. Administrative Expenditures per Child

To calculate **'Administrative Expenditures per Child'** To calculate "Administrative Expenditures per Child" first *add* together the following:

1. Take the relevant portion from the 'personnel services cost' row and the 'management and general' column (from the unaudited 2016 17 Schedule of Functional Expenses)
2. Any contracted administrative/management fee paid to other organizations or corporations
3. Take the total from above and divide it by the year end FTE enrollment. The relevant portion that must be included in this calculation is defined as follows:

Administrative Expenditures: Administration and management of the charter school includes the activities and personnel of the offices of the chief school officer, the finance or business offices, school operations personnel, data management and reporting, human resources, technology, etc. It also includes those administrative and management services provided by other organizations or corporations on behalf of the charter school for which the charter school pays a fee or other compensation. Do not include the FTE of personnel whose role is to directly support the instructional program.

**Notes:**  
***The information on the Schedule of Functional Expenses on pages 41-43 of the Audit Guide can help schools locate the amounts to use in the two per pupil calculations:***  
**<http://www.p12.nysed.gov/psc/AuditGuide.html>.**  
**Employee benefit costs or expenditures should not be reported in the above calculations.**

|  |        |
|--|--------|
| Line 1: Relevant Personnel Services Cost (Row)               | 276156 |
| Line 2: Management and General Cost (Column)                 | 210334 |
| Line 3: Sum of Line 1 and Line 2                             | 486490 |
| Line 5: Divide Line 3 by the Year End FTE student enrollment | 4021   |

***Thank you.***



**GENERAL INSTRUCTIONS FOR  
ANNUAL BUDGET/QUARTERLY REPORT**

**TEMPLATE TABS**

**1- GRAY tab contains the Instructions**




|                                     |  |
|-------------------------------------|--|
| <a href="#">Instructions</a>        | Provides description of tabs and input requirements. |
| <a href="#">Funding by District</a> | Charter School Tuition Rates                         |

**2- BLUE tabs require input of information**

|                                    |   |
|------------------------------------|---|
| <a href="#">1.) Name of School</a> | >Select school name from list.<br>>Enter contact information.   |
| <a href="#">2.) Enrollment</a>     | Enter enrollment information for Annual Budget (& Revisions) and Quarterly Actuals. Includes:<br>>Enrollment by Grade<br>>Enrollment by District  |
| <a href="#">3.) Staffing Plan</a>  | Enter staffing plan information for Annual Budget (& Revisions) and Quarterly Actuals. Includes:<br>>Full Time Equivalent (FTE), by Position Category, By Quarter   |
| <a href="#">4.) Yearly Budget</a>  | Enter Yearly Budget information. Includes:<br>>"Pior Year" column may be completed based upon preliminary data, and adjusted with Annual Audited data when the Quarter 2 Actuals are being submitted. (Note: Quarterly Revenue allocation may be set)<br>>Budgeted Enrollment data and Per Pupil Revenue for the current year are populated based upon input on tab "2.) Enrollment."<br>>Budgeted FTE for current year is populated based upon input on tab "3.) Staffing Plan."<br>>All other sources of revenue<br>>All expenses<br>>Budget Revisions, as necessary and <i>approved</i> by the school's Board of Directors, should be submitted when submitting Quarterly Actuals. |
| <a href="#">5.) Balance Sheet</a>  | Enter Balance Sheet information for EdCorps. Separate schools merged into a primary EdCorp should NOT use this tab.<br>>"Pior Year" column may be completed based upon preliminary data, and adjusted with Annual Audited data when the Quarter 2 Actuals are being submitted.  |

|   |   |
|---|---|
| <a href="#">6.) Quarterly Report</a>          | Enter Actual Quarterly Report information . Includes:<br>>Actual Enrollment data and Per Pupil Revenue for the current year are populated based upon input on tab "2.) Enrollment."<br>>Actual FTE for current year is populated based upon input on tab "3.) Staffing Plan."<br>>All other sources of revenue<br>>All expenses |
| <a href="#">7.) Annual Report Requirement</a> | Complete when submitting Actual Quarter 4.  |

**CELL COLORS & GUIDANCE COMMENTS**

-  = Enter information into the light BLUE shaded cells.
-  = Cells labeled in ORANGE containe guidance regarding the input of information.
-  = Cells containing RED triangles in the upper right corner contain "guidance comments" on that particular line item. Please "mouse-over" the triangle to reveal each comment.

**Charter Funding Alphabetical By NYS School District**  
**\* (Sum of Charter School Basic Tuition and Supplemental Basic Tuition)**



**ANNUAL BUDGET & QUARTERLY REPORT TEMPLATE**

**Amber Charter School II**

**SCHOOL**

|              |                         |
|--------------|-------------------------|
| <b>Name:</b> | Amber Charter School II |
|--------------|-------------------------|

**CONTACT INFORMATION**

|                       |                    |
|-----------------------|--------------------|
| <b>Contact Name:</b>  | Kirsys Gomez       |
| <b>Contact Title:</b> | HR/Finance Officer |
| <b>Contact Email:</b> | [REDACTED]         |
| <b>Contact Phone:</b> | [REDACTED]         |

**REPORT PERIOD**

|                               |         |
|-------------------------------|---------|
| <b>Current Academic Year:</b> | 2017-18 |
| <b>Prior Academic Year:</b>   | 2016-17 |









**AMBER CHARTER SCHOOL I  
2017-18**

**AMBER CHARTER SCHOOL II  
2017-18**

**PLAN - FULL TIME EQUIVALENT**

**STAFFING PLAN - FULL TIME EQUIVALENT ("FTE")**

**\*NOTE:** Enter the number of FTE positions in the "blue" cells.

**\*NOTE:** If there are NO budget revisions at the time of quarterly submittal leave the 'REVISED' Column(s) COMPLETELY BLANK.

| ADMINISTRATIVE PERSONNEL FTE      |                                   | ADMINISTRATIVE PERSONNEL FTE |  | PRIOR YEAR<br>2016-17<br>ACTUAL | ANNUAL BUDGETED FTE |         |          |         |          |         |          |         |     |
|-----------------------------------|-----------------------------------|------------------------------|--|---------------------------------|---------------------|---------|----------|---------|----------|---------|----------|---------|-----|
|                                   |                                   |                              |  |                                 | Q1                  |         | Q2       |         | Q3       |         | Q4       |         |     |
|                                   |                                   |                              |  |                                 | Original            | Revised | Original | Revised | Original | Revised | Original | Revised |     |
| Executive Management              | Executive Management              |                              |  |                                 |                     | 0.3     |          | 0.3     |          | 0.3     |          | 0.3     |     |
| Instructional Management          | Instructional Management          |                              |  |                                 |                     | 1.0     |          | 1.0     |          | 1.0     |          | 1.0     |     |
| Deans, Directors & Coordinators   | Deans, Directors & Coordinators   |                              |  |                                 |                     | 3.6     |          | 3.6     |          | 3.6     |          | 3.6     |     |
| CFO / Director of Finance         | CFO / Director of Finance         |                              |  |                                 |                     | 0.3     |          | 0.3     |          | 0.3     |          | 0.3     |     |
| Operation / Business Manager      | Operation / Business Manager      |                              |  |                                 |                     | 1.3     |          | 1.3     |          | 1.3     |          | 1.3     |     |
| Administrative Staff              | Administrative Staff              |                              |  |                                 |                     | 2.2     |          | 2.2     |          | 2.2     |          | 2.2     |     |
| <b>TOTAL ADMINISTRATIVE STAFF</b> | <b>TOTAL ADMINISTRATIVE STAFF</b> |                              |  | 0.0                             |                     | 8.7     | 0.0      | 8.7     | 0.0      | 8.7     | 0.0      | 8.7     | 0.0 |

| INSTRUCTIONAL PERSONNEL FTE |                            | INSTRUCTIONAL PERSONNEL FTE |  | PRIOR YEAR<br>2016-17<br>ACTUAL | ANNUAL BUDGETED FTE |         |          |         |          |         |          |         |     |
|-----------------------------|----------------------------|-----------------------------|--|---------------------------------|---------------------|---------|----------|---------|----------|---------|----------|---------|-----|
|                             |                            |                             |  |                                 | Q1                  |         | Q2       |         | Q3       |         | Q4       |         |     |
|                             |                            |                             |  |                                 | Original            | Revised | Original | Revised | Original | Revised | Original | Revised |     |
| Teachers - Regular          | Teachers - Regular         |                             |  |                                 |                     | 10.0    |          | 10.0    |          | 10.0    |          | 10.0    |     |
| Teachers - SPED             | Teachers - SPED            |                             |  |                                 |                     | 1.0     |          | 1.0     |          | 1.0     |          | 1.0     |     |
| Substitute Teachers         | Substitute Teachers        |                             |  |                                 |                     |         |          |         |          |         |          |         |     |
| Teaching Assistants         | Teaching Assistants        |                             |  |                                 |                     | 10.0    |          | 10.0    |          | 10.0    |          | 10.0    |     |
| Specialty Teachers          | Specialty Teachers         |                             |  |                                 |                     | 2.0     |          | 2.0     |          | 2.0     |          | 2.0     |     |
| Aides                       | Aides                      |                             |  |                                 |                     |         |          |         |          |         |          |         |     |
| Therapists & Counselors     | Therapists & Counselors    |                             |  |                                 |                     |         |          |         |          |         |          |         |     |
| Other                       | Other                      |                             |  |                                 |                     |         |          |         |          |         |          |         |     |
| <b>TOTAL INSTRUCTIONAL</b>  | <b>TOTAL INSTRUCTIONAL</b> |                             |  | 0.0                             |                     | 23.0    | 0.0      | 23.0    | 0.0      | 23.0    | 0.0      | 23.0    | 0.0 |

| NON-INSTRUCTIONAL PERSONNEL FTE |                                | NON-INSTRUCTIONAL PERSONNEL FTE |  | PRIOR YEAR<br>2016-17<br>ACTUAL | ANNUAL BUDGETED FTE |         |          |         |          |         |          |         |     |
|---------------------------------|--------------------------------|---------------------------------|--|---------------------------------|---------------------|---------|----------|---------|----------|---------|----------|---------|-----|
|                                 |                                |                                 |  |                                 | Q1                  |         | Q2       |         | Q3       |         | Q4       |         |     |
|                                 |                                |                                 |  |                                 | Original            | Revised | Original | Revised | Original | Revised | Original | Revised |     |
| Nurse                           | Nurse                          |                                 |  |                                 |                     |         |          |         |          |         |          |         |     |
| Librarian                       | Librarian                      |                                 |  |                                 |                     |         |          |         |          |         |          |         |     |
| Custodian                       | Custodian                      |                                 |  |                                 |                     | 1.0     |          | 1.0     |          | 1.0     |          | 1.0     |     |
| Security                        | Security                       |                                 |  |                                 |                     | 2.0     |          | 2.0     |          | 2.0     |          | 2.0     |     |
| Other                           | Other                          |                                 |  |                                 |                     | 3.0     |          | 3.0     |          | 3.0     |          | 3.0     |     |
| <b>TOTAL NON-INSTRUCTIONAL</b>  | <b>TOTAL NON-INSTRUCTIONAL</b> |                                 |  | 0.0                             |                     | 6.0     | 0.0      | 6.0     | 0.0      | 6.0     | 0.0      | 6.0     | 0.0 |

|                                    |                                    |     |  |      |     |      |     |      |     |      |     |      |     |
|------------------------------------|------------------------------------|-----|--|------|-----|------|-----|------|-----|------|-----|------|-----|
| <b>TOTAL PERSONNEL SERVICE FTE</b> | <b>TOTAL PERSONNEL SERVICE FTE</b> | 0.0 |  | 37.7 | 0.0 | 37.7 | 0.0 | 37.7 | 0.0 | 37.7 | 0.0 | 37.7 | 0.0 |
|------------------------------------|------------------------------------|-----|--|------|-----|------|-----|------|-----|------|-----|------|-----|

**AMBER CHARTER SCHOOL I  
2017-18**

**PLAN - FULL TIME EQUIVALENT**

**\*NOTE:** Enter the number of FTE positions in the "blue" cells. *Should be input.*

**\*NOTE:** State the assumptions that are being made for personnel FTE levels.

| ADMINISTRATIVE PERSONNEL FTE      | Q4<br>Actual |
|-----------------------------------|--------------|
| Executive Management              |              |
| Instructional Management          |              |
| Deans, Directors & Coordinators   |              |
| CFO / Director of Finance         |              |
| Operation / Business Manager      |              |
| Administrative Staff              |              |
| <b>TOTAL ADMINISTRATIVE STAFF</b> | 0.0          |

| Description of Assumptions                   |
|--|
|  |
| Executive Director - SST Allocation 30%      |
| Principal                                    |
| CCO & Director of Special Projects - SST 30% |
|  |
| CCO - SST 30% Allocation                     |
|  |

| INSTRUCTIONAL PERSONNEL FTE | Q4<br>Actual |
|-----------------------------|--------------|
| Teachers - Regular          |              |
| Teachers - SPED             |              |
| Substitute Teachers         |              |
| Teaching Assistants         |              |
| Specialty Teachers          |              |
| Aides                       |              |
| Therapists & Counselors     |              |
| Other                       |              |
| <b>TOTAL INSTRUCTIONAL</b>  | 0.0          |

| Description of Assumptions |
|----------------------------|
|                            |
|                            |
|                            |
|                            |
|                            |
|                            |
|                            |
|                            |
|                            |
|                            |

| NON-INSTRUCTIONAL PERSONNEL FTE | Q4<br>Actual |
|---------------------------------|--------------|
| Nurse                           |              |
| Librarian                       |              |
| Custodian                       |              |
| Security                        |              |
| Other                           |              |
| <b>TOTAL NON-INSTRUCTIONAL</b>  | 0.0          |

| Description of Assumptions |
|----------------------------|
|                            |
|                            |
|                            |
|                            |
|                            |
|                            |
|                            |
|                            |
|                            |
|                            |

|                                    |     |
|------------------------------------|-----|
| <b>TOTAL PERSONNEL SERVICE FTE</b> | 0.0 |
|------------------------------------|-----|

|  |
|--|
|  |
|--|



| <b>AMBER CHARTER SCHOOL II</b>                         |                          |                                 |                |                 |                                   |                |                 |                  |
|--|--------------------------|---------------------------------|----------------|-----------------|-----------------------------------|----------------|-----------------|------------------|
| <b>Budget / Operating Plan</b>                         |                          |                                 |                |                 |                                   |                |                 |                  |
| <b>2017-18</b>   |                          |                                 |                |                 |                                   |                |                 |                  |
| <b>Total Revenue</b>                                   | -                        | 1,122,586                       | -              | -               | 1,122,586                         | -              | -               | 1,122,586        |
| <b>Total Expenses</b>                                  | -                        | 1,100,237                       | -              | -               | 1,100,237                         | -              | -               | 1,100,237        |
| <b>Net Income</b>                                      | -                        | 22,350                          | -              | -               | 22,350                            | -              | -               | 22,350           |
| <b>Actual Student Enrollment</b>                       | 230                      | 230                             | -              | -               | 230                               | -              | -               | 230              |
|  | <b>Prior Year Actual</b> | <b>1st Quarter - 7/1 - 9/30</b> |                |                 | <b>2nd Quarter - 10/1 - 12/31</b> |                |                 | <b>3rd Q</b>     |
|  | <b>2016-17</b>           | <b>Original</b>                 | <b>Revised</b> |                 | <b>Original</b>                   | <b>Revised</b> |                 | <b>Original</b>  |
|  | <b>Revenue Per</b>       | <b>Budget</b>                   | <b>Budget</b>  | <b>Variance</b> | <b>Budget</b>                     | <b>Budget</b>  | <b>Variance</b> | <b>Budget</b>    |
|  | <b>Pupil</b>             |                                 |                |                 |                                   |                |                 |                  |
| Charter School Program (CSP) Planning & Implementation |                          |                                 |                | -               |                                   |                | -               |                  |
| Other  |                          |                                 |                | -               |                                   |                | -               |                  |
| Other  |                          |                                 |                | -               |                                   |                | -               |                  |
| <b>TOTAL REVENUE FROM FEDERAL SOURCES</b>              | -                        | 58,665                          | -              | -               | 58,665                            | -              | -               | 58,665           |
| <b>LOCAL and OTHER REVENUE</b>                         |                          |                                 |                |                 |                                   |                |                 |                  |
| Contributions and Donations                            |                          |                                 |                | -               |                                   |                | -               |                  |
| Fundraising  |                          |                                 |                | -               |                                   |                | -               |                  |
| Erate Reimbursement                                    |                          | 21,250                          |                | -               | 21,250                            |                | -               | 21,250           |
| Earnings on Investments                                |                          |                                 |                | -               |                                   |                | -               |                  |
| Interest Income  |                          |                                 |                | -               |                                   |                | -               |                  |
| Food Service (Income from meals)                       |                          |                                 |                | -               |                                   |                | -               |                  |
| Text Book  |                          | 4,570                           |                | -               | 4,570                             |                | -               | 4,570            |
| OTHER  |                          |                                 |                | -               |                                   |                | -               |                  |
| <b>TOTAL REVENUE FROM LOCAL and OTHER SOURCES</b>      | -                        | 25,820                          | -              | -               | 25,820                            | -              | -               | 25,820           |
| <b>TOTAL REVENUE</b>                                   | -                        | <b>1,122,586</b>                | -              | -               | <b>1,122,586</b>                  | -              | -               | <b>1,122,586</b> |

**AMBER CHARTER SCHOOL II**  
**Budget / Operating Plan**  
**2017-18**

|                                  |     |           |   |   |           |   |   |           |
|----------------------------------|-----|-----------|---|---|-----------|---|---|-----------|
| <b>Total Revenue</b>             | -   | 1,122,586 | - | - | 1,122,586 | - | - | 1,122,586 |
| <b>Total Expenses</b>            | -   | 1,100,237 | - | - | 1,100,237 | - | - | 1,100,237 |
| <b>Net Income</b>                | -   | 22,350    | - | - | 22,350    | - | - | 22,350    |
| <b>Actual Student Enrollment</b> | 230 | 230       | - | - | 230       | - | - | 230       |

| Prior Year Actual<br>2016-17<br>Revenue Per<br>Pupil | 1st Quarter - 7/1 - 9/30 |                   |          | 2nd Quarter - 10/1 - 12/31 |                   |          | 3rd Q              |
|--|--------------------------|-------------------|----------|----------------------------|-------------------|----------|--------------------|
|  | Original<br>Budget       | Revised<br>Budget | Variance | Original<br>Budget         | Revised<br>Budget | Variance | Original<br>Budget |

**EXPENSES**

**ADMINISTRATIVE STAFF PERSONNEL COSTS**

Avg. No.  
of Positions

|                                   |      |         |   |   |         |   |   |         |
|-----------------------------------|------|---------|---|---|---------|---|---|---------|
| Executive Management              | 0.30 | 13,388  |   | - | 13,388  |   | - | 13,388  |
| Instructional Management          | 1.00 | 29,325  |   | - | 29,325  |   | - | 29,325  |
| Deans, Directors & Coordinators   | 3.60 | 73,154  |   | - | 73,154  |   | - | 73,154  |
| CFO / Director of Finance         | 0.30 | 6,212   |   | - | 6,212   |   | - | 6,212   |
| Operation / Business Manager      | 1.30 | 30,506  |   | - | 30,506  |   | - | 30,506  |
| Administrative Staff              | 2.20 | 21,544  |   | - | 21,544  |   | - | 21,544  |
| <b>TOTAL ADMINISTRATIVE STAFF</b> | 8.70 | 174,128 | - | - | 174,128 | - | - | 174,128 |

**INSTRUCTIONAL PERSONNEL COSTS**

|                            |       |         |   |   |         |   |   |         |
|----------------------------|-------|---------|---|---|---------|---|---|---------|
| Teachers - Regular         | 10.00 | 186,206 |   | - | 186,206 |   | - | 186,206 |
| Teachers - SPED            | 1.00  | 16,360  |   | - | 16,360  |   | - | 16,360  |
| Substitute Teachers        | -     | 14,514  |   | - | 14,514  |   | - | 14,514  |
| Teaching Assistants        | 10.00 | 106,525 |   | - | 106,525 |   | - | 106,525 |
| Specialty Teachers         | 2.00  | 35,492  |   | - | 35,492  |   | - | 35,492  |
| Aides                      | -     |         |   | - |         |   | - |         |
| Therapists & Counselors    | -     |         |   | - |         |   | - |         |
| Other                      | -     |         |   | - |         |   | - |         |
| <b>TOTAL INSTRUCTIONAL</b> | 23.00 | 359,097 | - | - | 359,097 | - | - | 359,097 |

**NON-INSTRUCTIONAL PERSONNEL COSTS**

|                                |      |        |   |   |        |   |   |        |
|--------------------------------|------|--------|---|---|--------|---|---|--------|
| Nurse                          | -    |        |   | - |        |   | - |        |
| Librarian                      | -    |        |   | - |        |   | - |        |
| Custodian                      | 1.00 | 10,078 |   | - | 10,078 |   | - | 10,078 |
| Security                       | 2.00 | 12,551 |   | - | 12,551 |   | - | 12,551 |
| Other                          | 3.00 | 6,534  |   | - | 6,534  |   | - | 6,534  |
| <b>TOTAL NON-INSTRUCTIONAL</b> | 6.00 | 29,163 | - | - | 29,163 | - | - | 29,163 |

**SUBTOTAL PERSONNEL SERVICE COSTS**

|  |       |         |   |   |         |   |   |         |
|--|-------|---------|---|---|---------|---|---|---------|
|  | 37.70 | 562,388 | - | - | 562,388 | - | - | 562,388 |
|--|-------|---------|---|---|---------|---|---|---------|

**PAYROLL TAXES AND BENEFITS**

|                            |  |         |  |   |         |  |   |         |
|----------------------------|--|---------|--|---|---------|--|---|---------|
| Payroll Taxes              |  | 43,775  |  | - | 43,775  |  | - | 43,775  |
| Fringe / Employee Benefits |  | 119,519 |  | - | 119,519 |  | - | 119,519 |

|   |  | AMBER CHARTER SCHOOL II<br>Budget / Operating Plan<br>2017-18 |                                 |                           |                 |                                   |                           |                 |                            |
|---|--|---|---------------------------------|---------------------------|-----------------|-----------------------------------|---------------------------|-----------------|----------------------------|
| <b>Total Revenue</b>                        |  | -   | 1,122,586                       | -                         | -               | 1,122,586                         | -                         | -               | 1,122,586                  |
| <b>Total Expenses</b>                       |  | -   | 1,100,237                       | -                         | -               | 1,100,237                         | -                         | -               | 1,100,237                  |
| <b>Net Income</b>                           |  | -   | 22,350                          | -                         | -               | 22,350                            | -                         | -               | 22,350                     |
| <b>Actual Student Enrollment</b>            |  | 230   | 230                             | -                         | -               | 230                               | -                         | -               | 230                        |
|   |  | <b>Prior Year Actual</b>                                      | <b>1st Quarter - 7/1 - 9/30</b> |                           |                 | <b>2nd Quarter - 10/1 - 12/31</b> |                           |                 | <b>3rd Q</b>               |
|   |  | <b>2016-17<br/>Revenue Per<br/>Pupil</b>                      | <b>Original<br/>Budget</b>      | <b>Revised<br/>Budget</b> | <b>Variance</b> | <b>Original<br/>Budget</b>        | <b>Revised<br/>Budget</b> | <b>Variance</b> | <b>Original<br/>Budget</b> |
| Retirement / Pension                        |  |   | 14,608                          |                           | -               | 14,608                            |                           | -               | 14,608                     |
| TOTAL PAYROLL TAXES AND BENEFITS            |  | -   | 177,902                         | -                         | -               | 177,902                           | -                         | -               | 177,902                    |
| <b>TOTAL PERSONNEL SERVICE COSTS</b>        |  |   | 740,290                         | -                         | -               | 740,290                           | -                         | -               | 740,290                    |
| <b>CONTRACTED SERVICES</b>                  |  |   |                                 |                           |                 |                                   |                           |                 |                            |
| Accounting / Audit                          |  |   | 3,865                           |                           | -               | 3,865                             |                           | -               | 3,865                      |
| Legal                                       |  |   | 1,250                           |                           | -               | 1,250                             |                           | -               | 1,250                      |
| Management Company Fee                      |  |   |                                 |                           | -               |                                   |                           | -               |                            |
| Nurse Services                              |  |   |                                 |                           | -               |                                   |                           | -               |                            |
| Food Service / School Lunch                 |  |   | 26,198                          |                           | -               | 26,198                            |                           | -               | 26,198                     |
| Payroll Services                            |  |   | 12,301                          |                           | -               | 12,301                            |                           | -               | 12,301                     |
| Special Ed Services                         |  |   |                                 |                           | -               |                                   |                           | -               |                            |
| Titlement Services (i.e. Title I)           |  |   |                                 |                           | -               |                                   |                           | -               |                            |
| Other Purchased / Professional / Consulting |  |   | 28,620                          |                           | -               | 28,620                            |                           | -               | 28,620                     |
| <b>TOTAL CONTRACTED SERVICES</b>            |  | -   | 72,234                          | -                         | -               | 72,234                            | -                         | -               | 72,234                     |

37.70

**AMBER CHARTER SCHOOL II**  
**Budget / Operating Plan**  
**2017-18**

|                                  |     |           |   |   |           |   |   |           |
|----------------------------------|-----|-----------|---|---|-----------|---|---|-----------|
| <b>Total Revenue</b>             | -   | 1,122,586 | - | - | 1,122,586 | - | - | 1,122,586 |
| <b>Total Expenses</b>            | -   | 1,100,237 | - | - | 1,100,237 | - | - | 1,100,237 |
| <b>Net Income</b>                | -   | 22,350    | - | - | 22,350    | - | - | 22,350    |
| <b>Actual Student Enrollment</b> | 230 | 230       | - | - | 230       | - | - | 230       |

|  | Prior Year Actual<br>2016-17<br>Revenue Per<br>Pupil | 1st Quarter - 7/1 - 9/30 |                   |          | 2nd Quarter - 10/1 - 12/31 |                   |          | 3rd Q              |
|--|--|--------------------------|-------------------|----------|----------------------------|-------------------|----------|--------------------|
|  |  | Original<br>Budget       | Revised<br>Budget | Variance | Original<br>Budget         | Revised<br>Budget | Variance | Original<br>Budget |

**SCHOOL OPERATIONS**

|   |   |        |   |   |        |   |   |        |
|---|---|--------|---|---|--------|---|---|--------|
| Board Expenses                            |   | 1,735  |   | - | 1,735  |   | - | 1,735  |
| Classroom / Teaching Supplies & Materials |   | 4,525  |   | - | 4,525  |   | - | 4,525  |
| Special Ed Supplies & Materials           |   |        |   | - |        |   | - |        |
| Textbooks / Workbooks                     |   | 18,341 |   | - | 18,341 |   | - | 18,341 |
| Supplies & Materials other                |   |        |   | - |        |   | - |        |
| Equipment / Furniture                     |   | 3,611  |   | - | 3,611  |   | - | 3,611  |
| Telephone                                 |   | 7,050  |   | - | 7,050  |   | - | 7,050  |
| Technology                                |   | 8,955  |   | - | 8,955  |   | - | 8,955  |
| Student Testing & Assessment              |   | 2,969  |   | - | 2,969  |   | - | 2,969  |
| Field Trips                               |   | 1,725  |   | - | 1,725  |   | - | 1,725  |
| Transportation (student)                  |   |        |   | - |        |   | - |        |
| Student Services - other                  |   | 1,100  |   | - | 1,100  |   | - | 1,100  |
| Office Expense                            |   | 4,643  |   | - | 4,643  |   | - | 4,643  |
| Staff Development                         |   | 6,200  |   | - | 6,200  |   | - | 6,200  |
| Staff Recruitment                         |   | 1,080  |   | - | 1,080  |   | - | 1,080  |
| Student Recruitment / Marketing           |   | 3,578  |   | - | 3,578  |   | - | 3,578  |
| School Meals / Lunch                      |   | 1,038  |   | - | 1,038  |   | - | 1,038  |
| Travel (Staff)                            |   | 1,313  |   | - | 1,313  |   | - | 1,313  |
| Fundraising                               |   |        |   | - |        |   | - |        |
| Other                                     |   | 5,183  |   | - | 5,183  |   | - | 5,183  |
| <b>TOTAL SCHOOL OPERATIONS</b>            | - | 73,044 | - | - | 73,044 | - | - | 73,044 |

**FACILITY OPERATION & MAINTENANCE**

|  |   |            |   |   |            |   |   |            |
|--|---|------------|---|---|------------|---|---|------------|
| Insurance  |   | 6,257      |   | - | 6,257      |   | - | 6,257      |
| Janitorial   |   | 5,615      |   | - | 5,615      |   | - | 5,615      |
| Building and Land Rent / Lease / Facility Finance Interest |   | 184,718.75 |   | - | 184,718.75 |   | - | 184,718.75 |
| Repairs & Maintenance                                      |   | 1,700      |   | - | 1,700      |   | - | 1,700      |
| Equipment / Furniture                                      |   |            |   | - |            |   | - |            |
| Security   |   |            |   | - |            |   | - |            |
| Utilities  |   | 16,379     |   | - | 16,379     |   | - | 16,379     |
| <b>TOTAL FACILITY OPERATION &amp; MAINTENANCE</b>          | - | 214,669    | - | - | 214,669    | - | - | 214,669    |

**DEPRECIATION & AMORTIZATION  
RESERVES / CONTINGENCY**

|  |  |  |  |   |  |  |   |  |
|--|--|--|--|---|--|--|---|--|
|  |  |  |  | - |  |  | - |  |
|  |  |  |  | - |  |  | - |  |

|                                  |                          | <b>AMBER CHARTER SCHOOL II</b>  |                |                 |                                   |                |                 |                         |
|----------------------------------|--------------------------|---------------------------------|----------------|-----------------|-----------------------------------|----------------|-----------------|-------------------------|
|                                  |                          | <b>Budget / Operating Plan</b>  |                |                 |                                   |                |                 |                         |
|                                  |                          | <b>2017-18</b>                  |                |                 |                                   |                |                 |                         |
| <b>Total Revenue</b>             | -                        | <b>1,122,586</b>                | -              | -               | <b>1,122,586</b>                  | -              | -               | <b>1,122,586</b>        |
| <b>Total Expenses</b>            | -                        | <b>1,100,237</b>                | -              | -               | <b>1,100,237</b>                  | -              | -               | <b>1,100,237</b>        |
| <b>Net Income</b>                | -                        | <b>22,350</b>                   | -              | -               | <b>22,350</b>                     | -              | -               | <b>22,350</b>           |
| <b>Actual Student Enrollment</b> | <b>230</b>               | <b>230</b>                      | -              | -               | <b>230</b>                        | -              | -               | <b>230</b>              |
|                                  | <b>Prior Year Actual</b> | <b>1st Quarter - 7/1 - 9/30</b> |                |                 | <b>2nd Quarter - 10/1 - 12/31</b> |                |                 | <b>3rd C</b>            |
|                                  | <b>2016-17</b>           | <b>Original</b>                 | <b>Revised</b> |                 | <b>Original</b>                   | <b>Revised</b> |                 | <b>Original</b>         |
|                                  | <b>Revenue Per</b>       | <b>Budget</b>                   | <b>Budget</b>  | <b>Variance</b> | <b>Budget</b>                     | <b>Budget</b>  | <b>Variance</b> | <b>Budget</b>           |
|                                  | <b>Pupil</b>             |                                 |                |                 |                                   |                |                 |                         |
| <b>TOTAL EXPENSES</b>            | -                        | <u><b>1,100,237</b></u>         | -              | -               | <u><b>1,100,237</b></u>           | -              | -               | <u><b>1,100,237</b></u> |
| <b>NET INCOME</b>                | -                        | <u><b>22,350</b></u>            | -              | -               | <u><b>22,350</b></u>              | -              | -               | <u><b>22,350</b></u>    |

|  |  | 2017-18<br>AMBER CHARTER SCHOOL II<br>Budget / Operating Plan<br>2017-18 |                   |          |                            |                   |          |                    |  |
|--|--|--|-------------------|----------|----------------------------|-------------------|----------|--------------------|--|
| Total Revenue  | -  | 1,122,586  | -                 | -        | 1,122,586                  | -                 | -        | 1,122,586          |  |
| Total Expenses   | -  | 1,100,237  | -                 | -        | 1,100,237                  | -                 | -        | 1,100,237          |  |
| Net Income   | -  | 22,350   | -                 | -        | 22,350                     | -                 | -        | 22,350             |  |
| Actual Student Enrollment  | 230  | 230  | -                 | -        | 230                        | -                 | -        | 230                |  |
|  | Prior Year Actual<br>2016-17<br>Revenue Per<br>Pupil | 1st Quarter - 7/1 - 9/30   |                   |          | 2nd Quarter - 10/1 - 12/31 |                   |          | 3rd Q              |  |
|  |  | Original<br>Budget   | Revised<br>Budget | Variance | Original<br>Budget         | Revised<br>Budget | Variance | Original<br>Budget |  |
| <b>ENROLLMENT - *School Districts Are Linked To Above Entries*</b> |  |  |                   |          |                            |                   |          |                    |  |
| Number of Districts:   | 1  | 1  | -                 | -        | 1                          | -                 | -        | 1                  |  |
| NYC CHANCELLOR'S OFFICE  | 230  | 230  | -                 | -        | 230                        | -                 | -        | 230                |  |
| -  | -  | -  | -                 | -        | -                          | -                 | -        | -                  |  |
| -  | -  | -  | -                 | -        | -                          | -                 | -        | -                  |  |
| -  | -  | -  | -                 | -        | -                          | -                 | -        | -                  |  |
| -  | -  | -  | -                 | -        | -                          | -                 | -        | -                  |  |
| -  | -  | -  | -                 | -        | -                          | -                 | -        | -                  |  |
| -  | -  | -  | -                 | -        | -                          | -                 | -        | -                  |  |
| -  | -  | -  | -                 | -        | -                          | -                 | -        | -                  |  |
| -  | -  | -  | -                 | -        | -                          | -                 | -        | -                  |  |
| -  | -  | -  | -                 | -        | -                          | -                 | -        | -                  |  |
| -  | -  | -  | -                 | -        | -                          | -                 | -        | -                  |  |
| -  | -  | -  | -                 | -        | -                          | -                 | -        | -                  |  |
| -  | -  | -  | -                 | -        | -                          | -                 | -        | -                  |  |
| -  | -  | -  | -                 | -        | -                          | -                 | -        | -                  |  |
| -  | -  | -  | -                 | -        | -                          | -                 | -        | -                  |  |
| -  | -  | -  | -                 | -        | -                          | -                 | -        | -                  |  |
| ALL OTHER School Districts: ( Weighted Avg )                       | -  | -  | -                 | -        | -                          | -                 | -        | -                  |  |
| <b>TOTAL ENROLLMENT</b>  | <b>230</b>   | <b>230</b>   | -                 | -        | <b>230</b>                 | -                 | -        | <b>230</b>         |  |
| <b>REVENUE PER PUPIL</b>   | -  | <b>4,881</b>   | -                 | -        | <b>4,881</b>               | -                 | -        | <b>4,881</b>       |  |
| <b>EXPENSES PER PUPIL</b>  | -  | <b>4,784</b>   | -                 | -        | <b>4,784</b>               | -                 | -        | <b>4,784</b>       |  |



|  |                             |                 |                                 |                       |                 |
|--|-----------------------------|-----------------|---------------------------------|-----------------------|-----------------|
|  |                             |                 |                                 |                       |                 |
| <b>Total Revenue</b>                                   | -                           | -               | <b>1,122,586</b>                | -                     | -               |
| <b>Total Expenses</b>                                  | -                           | -               | <b>1,100,237</b>                | -                     | -               |
| <b>Net Income</b>                                      | -                           | -               | <b>22,350</b>                   | -                     | -               |
| <b>Actual Student Enrollment</b>                       | -                           | -               | <b>230</b>                      | -                     | -               |
|  | <b>Quarter - 1/1 - 3/31</b> |                 | <b>4th Quarter - 4/1 - 6/30</b> |                       |                 |
|  | <b>Revised Budget</b>       | <b>Variance</b> | <b>Original Budget</b>          | <b>Revised Budget</b> | <b>Variance</b> |
| Charter School Program (CSP) Planning & Implementation |                             | -               |                                 |                       | -               |
| Other  |                             | -               |                                 |                       | -               |
| Other  |                             | =               |                                 |                       | =               |
| <b>TOTAL REVENUE FROM FEDERAL SOURCES</b>              | -                           | -               | 58,665                          | -                     | -               |
| <b>LOCAL and OTHER REVENUE</b>                         |                             |                 |                                 |                       |                 |
| Contributions and Donations                            |                             | -               |                                 |                       | -               |
| Fundraising  |                             | -               |                                 |                       | -               |
| Erate Reimbursement                                    |                             | -               | 21,250                          |                       | -               |
| Earnings on Investments                                |                             | -               |                                 |                       | -               |
| Interest Income  |                             | -               |                                 |                       | -               |
| Food Service (Income from meals)                       |                             | -               |                                 |                       | -               |
| Text Book  |                             | -               | 4,570                           |                       | -               |
| OTHER  |                             | =               |                                 |                       | =               |
| <b>TOTAL REVENUE FROM LOCAL and OTHER SOURCES</b>      | -                           | -               | 25,820                          | -                     | -               |
| <b>TOTAL REVENUE</b>                                   | -                           | -               | <b>1,122,586</b>                | -                     | -               |

|   |              |                             |                 |                                 |                       |
|---|--------------|-----------------------------|-----------------|---------------------------------|-----------------------|
|   |              |                             |                 |                                 |                       |
| <b>Total Revenue</b>                        |              | -                           | -               | <b>1,122,586</b>                | -                     |
| <b>Total Expenses</b>                       |              | -                           | -               | <b>1,100,237</b>                | -                     |
| <b>Net Income</b>                           |              | -                           | -               | <b>22,350</b>                   | -                     |
| <b>Actual Student Enrollment</b>            |              | -                           | -               | <b>230</b>                      | -                     |
|   |              | <b>Quarter - 1/1 - 3/31</b> |                 | <b>4th Quarter - 4/1 - 6/30</b> |                       |
|   |              | <b>Revised Budget</b>       | <b>Variance</b> | <b>Original Budget</b>          | <b>Revised Budget</b> |
|   |              |                             |                 | <b>Variance</b>                 |                       |
| <b>EXPENSES</b>                             |              |                             |                 |                                 |                       |
| <b>ADMINISTRATIVE STAFF PERSONNEL COSTS</b> |              | Avg. No. of Positions       |                 |                                 |                       |
| Executive Management                        | 0.30         |                             | -               | 13,388                          | -                     |
| Instructional Management                    | 1.00         |                             | -               | 29,325                          | -                     |
| Deans, Directors & Coordinators             | 3.60         |                             | -               | 73,154                          | -                     |
| CFO / Director of Finance                   | 0.30         |                             | -               | 6,212                           | -                     |
| Operation / Business Manager                | 1.30         |                             | -               | 30,506                          | -                     |
| Administrative Staff                        | 2.20         |                             | -               | 21,544                          | -                     |
| <b>TOTAL ADMINISTRATIVE STAFF</b>           | <b>8.70</b>  | -                           | -               | <b>174,128</b>                  | -                     |
| <b>INSTRUCTIONAL PERSONNEL COSTS</b>        |              |                             |                 |                                 |                       |
| Teachers - Regular                          | 10.00        |                             | -               | 186,206                         | -                     |
| Teachers - SPED                             | 1.00         |                             | -               | 16,360                          | -                     |
| Substitute Teachers                         | -            |                             | -               | 14,514                          | -                     |
| Teaching Assistants                         | 10.00        |                             | -               | 106,525                         | -                     |
| Specialty Teachers                          | 2.00         |                             | -               | 35,492                          | -                     |
| Aides                                       | -            |                             | -               |                                 | -                     |
| Therapists & Counselors                     | -            |                             | -               |                                 | -                     |
| Other                                       | -            |                             | -               |                                 | -                     |
| <b>TOTAL INSTRUCTIONAL</b>                  | <b>23.00</b> | -                           | -               | <b>359,097</b>                  | -                     |
| <b>NON-INSTRUCTIONAL PERSONNEL COSTS</b>    |              |                             |                 |                                 |                       |
| Nurse                                       | -            |                             | -               |                                 | -                     |
| Librarian                                   | -            |                             | -               |                                 | -                     |
| Custodian                                   | 1.00         |                             | -               | 10,078                          | -                     |
| Security                                    | 2.00         |                             | -               | 12,551                          | -                     |
| Other                                       | 3.00         |                             | -               | 6,534                           | -                     |
| <b>TOTAL NON-INSTRUCTIONAL</b>              | <b>6.00</b>  | -                           | -               | <b>29,163</b>                   | -                     |
| <b>SUBTOTAL PERSONNEL SERVICE COSTS</b>     |              | -                           | -               | <b>562,388</b>                  | -                     |
| <b>PAYROLL TAXES AND BENEFITS</b>           |              |                             |                 |                                 |                       |
| Payroll Taxes                               |              |                             | -               | 43,775                          | -                     |
| Fringe / Employee Benefits                  |              |                             | -               | 119,519                         | -                     |

|   |  |                             |                 |                        |                                 |                 |
|---|--|-----------------------------|-----------------|------------------------|---------------------------------|-----------------|
|   |  |                             |                 |                        |                                 |                 |
| <b>Total Revenue</b>                        |  | -                           | -               | <b>1,122,586</b>       | -                               | -               |
| <b>Total Expenses</b>                       |  | -                           | -               | <b>1,100,237</b>       | -                               | -               |
| <b>Net Income</b>                           |  | -                           | -               | <b>22,350</b>          | -                               | -               |
| <b>Actual Student Enrollment</b>            |  | -                           | -               | <b>230</b>             | -                               | -               |
|   |  | <b>Quarter - 1/1 - 3/31</b> |                 |                        | <b>4th Quarter - 4/1 - 6/30</b> |                 |
|   |  | <b>Revised Budget</b>       | <b>Variance</b> | <b>Original Budget</b> | <b>Revised Budget</b>           | <b>Variance</b> |
| Retirement / Pension                        |  |                             | -               | <u>14,608</u>          |                                 | -               |
| TOTAL PAYROLL TAXES AND BENEFITS            |  | -                           | -               | 177,902                | -                               | -               |
| <b>TOTAL PERSONNEL SERVICE COSTS</b>        |  |                             |                 | 740,290                | -                               | -               |
| <b>CONTRACTED SERVICES</b>                  |  |                             |                 |                        |                                 |                 |
| Accounting / Audit                          |  |                             | -               | 3,865                  |                                 | -               |
| Legal                                       |  |                             | -               | 1,250                  |                                 | -               |
| Management Company Fee                      |  |                             | -               |                        |                                 | -               |
| Nurse Services                              |  |                             | -               |                        |                                 | -               |
| Food Service / School Lunch                 |  |                             | -               | 26,198                 |                                 | -               |
| Payroll Services                            |  |                             | -               | 12,301                 |                                 | -               |
| Special Ed Services                         |  |                             | -               |                        |                                 | -               |
| Titlement Services (i.e. Title I)           |  |                             | -               |                        |                                 | -               |
| Other Purchased / Professional / Consulting |  |                             | -               | <u>28,620</u>          |                                 | -               |
| <b>TOTAL CONTRACTED SERVICES</b>            |  | -                           | -               | 72,234                 | -                               | -               |

|  |                             |                 |                                 |                       |                 |
|--|-----------------------------|-----------------|---------------------------------|-----------------------|-----------------|
| <b>Total Revenue</b>                                       | -                           | -               | <b>1,122,586</b>                | -                     | -               |
| <b>Total Expenses</b>                                      | -                           | -               | <b>1,100,237</b>                | -                     | -               |
| <b>Net Income</b>  | -                           | -               | <b>22,350</b>                   | -                     | -               |
| <b>Actual Student Enrollment</b>                           | -                           | -               | <b>230</b>                      | -                     | -               |
|  | <b>Quarter - 1/1 - 3/31</b> |                 | <b>4th Quarter - 4/1 - 6/30</b> |                       |                 |
|  | <b>Revised Budget</b>       | <b>Variance</b> | <b>Original Budget</b>          | <b>Revised Budget</b> | <b>Variance</b> |
| <b>SCHOOL OPERATIONS</b>                                   |                             |                 |                                 |                       |                 |
| Board Expenses   |                             | -               | 1,735                           |                       | -               |
| Classroom / Teaching Supplies & Materials                  |                             | -               | 4,525                           |                       | -               |
| Special Ed Supplies & Materials                            |                             | -               |                                 |                       | -               |
| Textbooks / Workbooks                                      |                             | -               | 18,341                          |                       | -               |
| Supplies & Materials other                                 |                             | -               |                                 |                       | -               |
| Equipment / Furniture                                      |                             | -               | 3,611                           |                       | -               |
| Telephone  |                             | -               | 7,050                           |                       | -               |
| Technology   |                             | -               | 8,955                           |                       | -               |
| Student Testing & Assessment                               |                             | -               | 2,969                           |                       | -               |
| Field Trips  |                             | -               | 1,725                           |                       | -               |
| Transportation (student)                                   |                             | -               |                                 |                       | -               |
| Student Services - other                                   |                             | -               | 1,100                           |                       | -               |
| Office Expense   |                             | -               | 4,643                           |                       | -               |
| Staff Development  |                             | -               | 6,200                           |                       | -               |
| Staff Recruitment  |                             | -               | 1,080                           |                       | -               |
| Student Recruitment / Marketing                            |                             | -               | 3,578                           |                       | -               |
| School Meals / Lunch                                       |                             | -               | 1,038                           |                       | -               |
| Travel (Staff)   |                             | -               | 1,313                           |                       | -               |
| Fundraising  |                             | -               |                                 |                       | -               |
| Other  |                             | -               | 5,183                           |                       | -               |
| <b>TOTAL SCHOOL OPERATIONS</b>                             | -                           | -               | <b>73,044</b>                   | -                     | -               |
| <b>FACILITY OPERATION &amp; MAINTENANCE</b>                |                             |                 |                                 |                       |                 |
| Insurance  |                             | -               | 6,257                           |                       | -               |
| Janitorial   |                             | -               | 5,615                           |                       | -               |
| Building and Land Rent / Lease / Facility Finance Interest |                             | -               | 184,718.75                      |                       | -               |
| Repairs & Maintenance                                      |                             | -               | 1,700                           |                       | -               |
| Equipment / Furniture                                      |                             | -               |                                 |                       | -               |
| Security   |                             | -               |                                 |                       | -               |
| Utilities  |                             | -               | 16,379                          |                       | -               |
| <b>TOTAL FACILITY OPERATION &amp; MAINTENANCE</b>          | -                           | -               | <b>214,669</b>                  | -                     | -               |
| <b>DEPRECIATION &amp; AMORTIZATION</b>                     |                             | -               |                                 |                       | -               |
| <b>RESERVES / CONTINGENCY</b>                              |                             | -               |                                 |                       | -               |

|                                  |                             |                 |                                 |                       |                 |
|----------------------------------|-----------------------------|-----------------|---------------------------------|-----------------------|-----------------|
|                                  |                             |                 |                                 |                       |                 |
| <b>Total Revenue</b>             | -                           | -               | <b>1,122,586</b>                | -                     | -               |
| <b>Total Expenses</b>            | -                           | -               | <b>1,100,237</b>                | -                     | -               |
| <b>Net Income</b>                | -                           | -               | <b>22,350</b>                   | -                     | -               |
| <b>Actual Student Enrollment</b> | -                           | -               | <b>230</b>                      | -                     | -               |
|                                  | <b>Quarter - 1/1 - 3/31</b> |                 | <b>4th Quarter - 4/1 - 6/30</b> |                       |                 |
|                                  | <b>Revised Budget</b>       | <b>Variance</b> | <b>Original Budget</b>          | <b>Revised Budget</b> | <b>Variance</b> |
| <b>TOTAL EXPENSES</b>            | -                           | -               | <u><b>1,100,237</b></u>         | -                     | -               |
| <b>NET INCOME</b>                | -                           | -               | <u><b>22,350</b></u>            | -                     | -               |

|  |                      |                 |                          |                |                 |
|--|----------------------|-----------------|--------------------------|----------------|-----------------|
|  |                      |                 |                          |                |                 |
| <b>Total Revenue</b>   | -                    | -               | <b>1,122,586</b>         | -              | -               |
| <b>Total Expenses</b>  | -                    | -               | <b>1,100,237</b>         | -              | -               |
| <b>Net Income</b>  | Quarter - 1/1 - 3/31 |                 | <b>22,350</b>            | -              | -               |
| <b>Actual Student Enrollment</b>                                   | -                    | -               | <b>230</b>               | -              | -               |
|  | Quarter - 1/1 - 3/31 |                 | 4th Quarter - 4/1 - 6/30 |                |                 |
|  | <b>Revised</b>       |                 | <b>Original</b>          | <b>Revised</b> |                 |
|  | <b>Budget</b>        | <b>Variance</b> | <b>Budget</b>            | <b>Budget</b>  | <b>Variance</b> |
| <b>ENROLLMENT - *School Districts Are Linked To Above Entries*</b> |                      |                 |                          |                |                 |
| <b>Number of Districts:</b>  | -                    | -               | <b>1</b>                 | -              | -               |
| NYC CHANCELLOR'S OFFICE  | -                    | -               | <b>230</b>               | -              | -               |
| -  | -                    | -               | -                        | -              | -               |
| -  | -                    | -               | -                        | -              | -               |
| -  | -                    | -               | -                        | -              | -               |
| -  | -                    | -               | -                        | -              | -               |
| -  | -                    | -               | -                        | -              | -               |
| -  | -                    | -               | -                        | -              | -               |
| -  | -                    | -               | -                        | -              | -               |
| -  | -                    | -               | -                        | -              | -               |
| -  | -                    | -               | -                        | -              | -               |
| -  | -                    | -               | -                        | -              | -               |
| -  | -                    | -               | -                        | -              | -               |
| -  | -                    | -               | -                        | -              | -               |
| -  | -                    | -               | -                        | -              | -               |
| -  | -                    | -               | -                        | -              | -               |
| -  | -                    | -               | -                        | -              | -               |
| -  | -                    | -               | -                        | -              | -               |
| ALL OTHER School Districts: ( Weighted Avg )                       | -                    | -               | -                        | -              | -               |
| <b>TOTAL ENROLLMENT</b>  | =                    | =               | <b>230</b>               | =              | =               |
| <b>REVENUE PER PUPIL</b>   | =                    | =               | <b>4,881</b>             | =              | =               |
| <b>EXPENSES PER PUPIL</b>  | -                    | -               | <b>4,784</b>             | -              | -               |



|  | AMBER CHARTER SCHOOL II |                       |                 |                                      |                                     | DESCRIPTION OF ASSUMPTIONS |
|--|-------------------------|-----------------------|-----------------|--------------------------------------|-------------------------------------|----------------------------|
|  | Budget / Operating Plan |                       |                 | 2017-18                              |                                     |                            |
|  |                         |                       |                 |                                      |                                     |                            |
|  |                         |                       |                 |                                      |                                     |                            |
| <b>Total Revenue</b>                                   | <b>4,490,346</b>        | <b>4,490,346</b>      | <b>-</b>        | <b>4,490,346</b>                     | <b>4,490,346</b>                    |                            |
| <b>Total Expenses</b>                                  | <b>4,400,947</b>        | <b>4,400,947</b>      | <b>-</b>        | <b>(4,400,947)</b>                   | <b>(4,400,947)</b>                  |                            |
| <b>Net Income</b>                                      | <b>89,398</b>           | <b>89,398</b>         | <b>-</b>        | <b>89,398</b>                        | <b>89,398</b>                       |                            |
| <b>Actual Student Enrollment</b>                       |                         |                       |                 |                                      |                                     |                            |
|  | <b>Total Year</b>       |                       |                 | <b>VARIANCE</b>                      |                                     |                            |
|  | <b>Original Budget</b>  | <b>Revised Budget</b> | <b>Variance</b> | <b>Original Budget vs. PY Budget</b> | <b>Revised Budget vs. PY Budget</b> |                            |
| Charter School Program (CSP) Planning & Implementation | -                       | -                     | -               | -                                    | -                                   |                            |
| Other  | -                       | -                     | -               | -                                    | -                                   |                            |
| Other  | -                       | -                     | -               | -                                    | -                                   |                            |
| <b>TOTAL REVENUE FROM FEDERAL SOURCES</b>              | <b>234,660</b>          | <b>234,660</b>        | <b>-</b>        | <b>234,660</b>                       | <b>234,660</b>                      |                            |
| <b>LOCAL and OTHER REVENUE</b>                         |                         |                       |                 |                                      |                                     |                            |
| Contributions and Donations                            | -                       | -                     | -               | -                                    | -                                   |                            |
| Fundraising  | -                       | -                     | -               | -                                    | -                                   |                            |
| Erate Reimbursement                                    | 85,000                  | 85,000                | -               | 85,000                               | 85,000                              |                            |
| Earnings on Investments                                | -                       | -                     | -               | -                                    | -                                   |                            |
| Interest Income  | -                       | -                     | -               | -                                    | -                                   |                            |
| Food Service (Income from meals)                       | -                       | -                     | -               | -                                    | -                                   |                            |
| Text Book  | 18,280                  | 18,280                | -               | 18,280                               | 18,280                              |                            |
| OTHER  | -                       | -                     | -               | -                                    | -                                   |                            |
| <b>TOTAL REVENUE FROM LOCAL and OTHER SOURCES</b>      | <b>103,280</b>          | <b>103,280</b>        | <b>-</b>        | <b>103,280</b>                       | <b>103,280</b>                      |                            |
| <b>TOTAL REVENUE</b>                                   | <b>4,490,346</b>        | <b>4,490,346</b>      | <b>-</b>        | <b>4,490,346</b>                     | <b>4,490,346</b>                    |                            |

|   |                       | AMBER CHARTER SCHOOL II |                  |          |                               |                              | DESCRIPTION OF ASSUMPTIONS |
|---|-----------------------|-------------------------|------------------|----------|-------------------------------|------------------------------|----------------------------|
|   |                       | Budget / Operating Plan |                  |          | 2017-18                       |                              |                            |
|   |                       | 4,490,346               | 4,490,346        | -        | 4,490,346                     | 4,490,346                    |                            |
|   |                       | 4,400,947               | 4,400,947        | -        | (4,400,947)                   | (4,400,947)                  |                            |
| <b>Total Revenue</b>                        |                       | 4,490,346               | 4,490,346        | -        | 4,490,346                     | 4,490,346                    |                            |
| <b>Total Expenses</b>                       |                       | 4,400,947               | 4,400,947        | -        | (4,400,947)                   | (4,400,947)                  |                            |
| <b>Net Income</b>                           |                       | 89,398                  | 89,398           | -        | 89,398                        | 89,398                       |                            |
| <b>Actual Student Enrollment</b>            |                       |                         |                  |          |                               |                              |                            |
|   |                       | Total Year              |                  |          | VARIANCE                      |                              | DESCRIPTION OF ASSUMPTIONS |
|   |                       | Original Budget         | Revised Budget   | Variance | Original Budget vs. PY Budget | Revised Budget vs. PY Budget |                            |
|   |                       | Original Budget         | Revised Budget   | Variance | Original Budget vs. PY Budget | Revised Budget vs. PY Budget |                            |
| <b>EXPENSES</b>                             |                       |                         |                  |          |                               |                              |                            |
| <b>ADMINISTRATIVE STAFF PERSONNEL COSTS</b> |                       |                         |                  |          |                               |                              |                            |
|   | Avg. No. of Positions |                         |                  |          |                               |                              |                            |
| Executive Management                        | 0.30                  | 53,550                  | 53,550           | -        | (53,550)                      | (53,550)                     |                            |
| Instructional Management                    | 1.00                  | 117,300                 | 117,300          | -        | (117,300)                     | (117,300)                    |                            |
| Deans, Directors & Coordinators             | 3.60                  | 292,616                 | 292,616          | -        | (292,616)                     | (292,616)                    |                            |
| CFO / Director of Finance                   | 0.30                  | 24,847                  | 24,847           | -        | (24,847)                      | (24,847)                     |                            |
| Operation / Business Manager                | 1.30                  | 122,023                 | 122,023          | -        | (122,023)                     | (122,023)                    |                            |
| Administrative Staff                        | 2.20                  | 86,175                  | 86,175           | -        | (86,175)                      | (86,175)                     |                            |
| <b>TOTAL ADMINISTRATIVE STAFF</b>           | <b>8.70</b>           | <b>696,511</b>          | <b>696,511</b>   | <b>-</b> | <b>(696,511)</b>              | <b>(696,511)</b>             |                            |
| <b>INSTRUCTIONAL PERSONNEL COSTS</b>        |                       |                         |                  |          |                               |                              |                            |
| Teachers - Regular                          | 10.00                 | 744,824                 | 744,824          | -        | (744,824)                     | (744,824)                    |                            |
| Teachers - SPED                             | 1.00                  | 65,439                  | 65,439           | -        | (65,439)                      | (65,439)                     |                            |
| Substitute Teachers                         | -                     | 58,056                  | 58,056           | -        | (58,056)                      | (58,056)                     |                            |
| Teaching Assistants                         | 10.00                 | 426,101                 | 426,101          | -        | (426,101)                     | (426,101)                    |                            |
| Specialty Teachers                          | 2.00                  | 141,968                 | 141,968          | -        | (141,968)                     | (141,968)                    |                            |
| Aides                                       | -                     | -                       | -                | -        | -                             | -                            |                            |
| Therapists & Counselors                     | -                     | -                       | -                | -        | -                             | -                            |                            |
| Other                                       | -                     | -                       | -                | -        | -                             | -                            |                            |
| <b>TOTAL INSTRUCTIONAL</b>                  | <b>23.00</b>          | <b>1,436,389</b>        | <b>1,436,389</b> | <b>-</b> | <b>(1,436,389)</b>            | <b>(1,436,389)</b>           |                            |
| <b>NON-INSTRUCTIONAL PERSONNEL COSTS</b>    |                       |                         |                  |          |                               |                              |                            |
| Nurse                                       | -                     | -                       | -                | -        | -                             | -                            |                            |
| Librarian                                   | -                     | -                       | -                | -        | -                             | -                            |                            |
| Custodian                                   | 1.00                  | 40,310                  | 40,310           | -        | (40,310)                      | (40,310)                     |                            |
| Security                                    | 2.00                  | 50,204                  | 50,204           | -        | (50,204)                      | (50,204)                     |                            |
| Other                                       | 3.00                  | 26,136                  | 26,136           | -        | (26,136)                      | (26,136)                     |                            |
| <b>TOTAL NON-INSTRUCTIONAL</b>              | <b>6.00</b>           | <b>116,651</b>          | <b>116,651</b>   | <b>-</b> | <b>(116,651)</b>              | <b>(116,651)</b>             |                            |
| <b>SUBTOTAL PERSONNEL SERVICE COSTS</b>     |                       |                         |                  |          |                               |                              |                            |
|   | 37.70                 | 2,249,550               | 2,249,550        | -        | (2,249,550)                   | (2,249,550)                  |                            |
| <b>PAYROLL TAXES AND BENEFITS</b>           |                       |                         |                  |          |                               |                              |                            |
| Payroll Taxes                               |                       | 175,100                 | 175,100          | -        | (175,100)                     | (175,100)                    |                            |
| Fringe / Employee Benefits                  |                       | 478,077                 | 478,077          | -        | (478,077)                     | (478,077)                    |                            |

|   |  | AMBER CHARTER SCHOOL II |                |          |                               |                              | DESCRIPTION OF ASSUMPTIONS |
|---|--|-------------------------|----------------|----------|-------------------------------|------------------------------|----------------------------|
|   |  | Budget / Operating Plan |                |          | 2017-18                       |                              |                            |
|   |  |                         |                |          |                               |                              |                            |
|   |  |                         |                |          |                               |                              |                            |
| <b>Total Revenue</b>                        |  | 4,490,346               | 4,490,346      | -        | 4,490,346                     | 4,490,346                    |                            |
| <b>Total Expenses</b>                       |  | 4,400,947               | 4,400,947      | -        | (4,400,947)                   | (4,400,947)                  |                            |
| <b>Net Income</b>                           |  | 89,398                  | 89,398         | -        | 89,398                        | 89,398                       |                            |
| <b>Actual Student Enrollment</b>            |  |                         |                |          |                               |                              |                            |
|   |  | Total Year              |                |          | VARIANCE                      |                              |                            |
|   |  | Original Budget         | Revised Budget | Variance | Original Budget vs. PY Budget | Revised Budget vs. PY Budget |                            |
| Retirement / Pension                        |  | 58,431                  | 58,431         | -        | (58,431)                      | (58,431)                     |                            |
| TOTAL PAYROLL TAXES AND BENEFITS            |  | 711,609                 | 711,609        | -        | (711,609)                     | (711,609)                    |                            |
| <b>TOTAL PERSONNEL SERVICE COSTS</b>        |  | 2,961,159               | 2,961,159      | -        | (2,961,159)                   | (2,961,159)                  | 37.70                      |
| <b>CONTRACTED SERVICES</b>                  |  |                         |                |          |                               |                              |                            |
| Accounting / Audit                          |  | 15,460                  | 15,460         | -        | (15,460)                      | (15,460)                     |                            |
| Legal                                       |  | 5,000                   | 5,000          | -        | (5,000)                       | (5,000)                      |                            |
| Management Company Fee                      |  | -                       | -              | -        | -                             | -                            |                            |
| Nurse Services                              |  | -                       | -              | -        | -                             | -                            |                            |
| Food Service / School Lunch                 |  | 104,792                 | 104,792        | -        | (104,792)                     | (104,792)                    |                            |
| Payroll Services                            |  | 49,203                  | 49,203         | -        | (49,203)                      | (49,203)                     |                            |
| Special Ed Services                         |  | -                       | -              | -        | -                             | -                            |                            |
| Titlement Services (i.e. Title I)           |  | -                       | -              | -        | -                             | -                            |                            |
| Other Purchased / Professional / Consulting |  | 114,481                 | 114,481        | -        | (114,481)                     | (114,481)                    |                            |
| TOTAL CONTRACTED SERVICES                   |  | 288,936                 | 288,936        | -        | (288,936)                     | (288,936)                    |                            |

|  | AMBER CHARTER SCHOOL II |                |          |                               |                              |                            |
|--|-------------------------|----------------|----------|-------------------------------|------------------------------|----------------------------|
|  | Budget / Operating Plan |                |          |                               |                              |                            |
|  | 2017-18                 |                |          |                               |                              |                            |
| Total Revenue  | 4,490,346               | 4,490,346      | -        | 4,490,346                     | 4,490,346                    |                            |
| Total Expenses   | 4,400,947               | 4,400,947      | -        | (4,400,947)                   | (4,400,947)                  |                            |
| Net Income   | 89,398                  | 89,398         | -        | 89,398                        | 89,398                       |                            |
| Actual Student Enrollment                                  |                         |                |          |                               |                              |                            |
|  | Total Year              |                |          | VARIANCE                      |                              |                            |
|  | Original Budget         | Revised Budget | Variance | Original Budget vs. PY Budget | Revised Budget vs. PY Budget | DESCRIPTION OF ASSUMPTIONS |
| <b>SCHOOL OPERATIONS</b>                                   |                         |                |          |                               |                              |                            |
| Board Expenses   | 6,940                   | 6,940          | -        | (6,940)                       | (6,940)                      |                            |
| Classroom / Teaching Supplies & Materials                  | 18,100                  | 18,100         | -        | (18,100)                      | (18,100)                     |                            |
| Special Ed Supplies & Materials                            | -                       | -              | -        | -                             | -                            |                            |
| Textbooks / Workbooks                                      | 73,363                  | 73,363         | -        | (73,363)                      | (73,363)                     |                            |
| Supplies & Materials other                                 | -                       | -              | -        | -                             | -                            |                            |
| Equipment / Furniture                                      | 14,444                  | 14,444         | -        | (14,444)                      | (14,444)                     |                            |
| Telephone  | 28,200                  | 28,200         | -        | (28,200)                      | (28,200)                     |                            |
| Technology   | 35,820                  | 35,820         | -        | (35,820)                      | (35,820)                     |                            |
| Student Testing & Assessment                               | 11,878                  | 11,878         | -        | (11,878)                      | (11,878)                     |                            |
| Field Trips  | 6,900                   | 6,900          | -        | (6,900)                       | (6,900)                      |                            |
| Transportation (student)                                   | -                       | -              | -        | -                             | -                            |                            |
| Student Services - other                                   | 4,400                   | 4,400          | -        | (4,400)                       | (4,400)                      |                            |
| Office Expense   | 18,570                  | 18,570         | -        | (18,570)                      | (18,570)                     |                            |
| Staff Development  | 24,800                  | 24,800         | -        | (24,800)                      | (24,800)                     |                            |
| Staff Recruitment  | 4,320                   | 4,320          | -        | (4,320)                       | (4,320)                      |                            |
| Student Recruitment / Marketing                            | 14,310                  | 14,310         | -        | (14,310)                      | (14,310)                     |                            |
| School Meals / Lunch                                       | 4,150                   | 4,150          | -        | (4,150)                       | (4,150)                      |                            |
| Travel (Staff)   | 5,250                   | 5,250          | -        | (5,250)                       | (5,250)                      |                            |
| Fundraising  | -                       | -              | -        | -                             | -                            |                            |
| Other  | 20,730                  | 20,730         | -        | (20,730)                      | (20,730)                     |                            |
| TOTAL SCHOOL OPERATIONS                                    | 292,174                 | 292,174        | -        | (292,174)                     | (292,174)                    |                            |
| <b>FACILITY OPERATION &amp; MAINTENANCE</b>                |                         |                |          |                               |                              |                            |
| Insurance  | 25,027                  | 25,027         | -        | (25,027)                      | (25,027)                     |                            |
| Janitorial   | 22,460                  | 22,460         | -        | (22,460)                      | (22,460)                     |                            |
| Building and Land Rent / Lease / Facility Finance Interest | 738,875                 | 738,875        | -        | (738,875)                     | (738,875)                    |                            |
| Repairs & Maintenance                                      | 6,800                   | 6,800          | -        | (6,800)                       | (6,800)                      |                            |
| Equipment / Furniture                                      | -                       | -              | -        | -                             | -                            |                            |
| Security   | -                       | -              | -        | -                             | -                            |                            |
| Utilities  | 65,516                  | 65,516         | -        | (65,516)                      | (65,516)                     |                            |
| TOTAL FACILITY OPERATION & MAINTENANCE                     | 858,678                 | 858,678        | -        | (858,678)                     | (858,678)                    |                            |
| <b>DEPRECIATION &amp; AMORTIZATION</b>                     |                         |                |          |                               |                              |                            |
|  | -                       | -              | -        | -                             | -                            |                            |
| <b>RESERVES / CONTINGENCY</b>                              |                         |                |          |                               |                              |                            |
|  | -                       | -              | -        | -                             | -                            |                            |

|                                  |  | <b>AMBER CHARTER SCHOOL II</b> |                           |                 |  |   |
|----------------------------------|--|--------------------------------|---------------------------|-----------------|--|---|
|                                  |  | <b>Budget / Operating Plan</b> |                           |                 | <b>2017-18</b>                               |   |
| <b>Total Revenue</b>             |  | <b>4,490,346</b>               | <b>4,490,346</b>          | <b>-</b>        | <b>4,490,346</b>                             | <b>4,490,346</b>                            |
| <b>Total Expenses</b>            |  | <b>4,400,947</b>               | <b>4,400,947</b>          | <b>-</b>        | <b>(4,400,947)</b>                           | <b>(4,400,947)</b>                          |
| <b>Net Income</b>                |  | <b>89,398</b>                  | <b>89,398</b>             | <b>-</b>        | <b>89,398</b>                                | <b>89,398</b>                               |
| <b>Actual Student Enrollment</b> |  |                                |                           |                 |  |   |
|                                  |  | <b>Total Year</b>              |                           |                 | <b>VARIANCE</b>                              |   |
|                                  |  | <b>Original<br/>Budget</b>     | <b>Revised<br/>Budget</b> | <b>Variance</b> | <b>Original<br/>Budget vs.<br/>PY Budget</b> | <b>Revised<br/>Budget vs.<br/>PY Budget</b> |
| <b>TOTAL EXPENSES</b>            |  | <b>4,400,947</b>               | <b>4,400,947</b>          | <b>-</b>        | <b>(4,400,947)</b>                           | <b>(4,400,947)</b>                          |
| <b>NET INCOME</b>                |  | <b>89,398</b>                  | <b>89,398</b>             | <b>-</b>        | <b>89,398</b>                                | <b>89,398</b>                               |

**DESCRIPTION OF ASSUMPTIONS**



**AMBER CHARTER SCHOOL II  
BALANCE SHEET  
2017-18**

|  | <u>Prior Year</u> | Q1                | Q2                 | Q3                | Q4                |
|--|-------------------|-------------------|--------------------|-------------------|-------------------|
|  | <u>2016-17</u>    | <u>As of 9/30</u> | <u>As of 12/31</u> | <u>As of 3/31</u> | <u>As of 6/30</u> |
| <b><u>ASSETS</u></b>   |                   |                   |                    |                   |                   |
| <b><u>CURRENT ASSETS</u></b>   |                   |                   |                    |                   |                   |
| Cash and cash equivalents  | -                 | -                 | -                  | -                 | -                 |
| Grants and contracts receivable  | -                 | -                 | -                  | -                 | -                 |
| Accounts receivables   | -                 | -                 | -                  | -                 | -                 |
| Prepaid Expenses   | -                 | -                 | -                  | -                 | -                 |
| Contributions and other receivables                                    | -                 | -                 | -                  | -                 | -                 |
| <b>TOTAL CURRENT ASSETS</b>  | -                 | -                 | -                  | -                 | -                 |
| <b><u>PROPERTY, BUILDING AND EQUIPMENT, net</u></b>                    | -                 | -                 | -                  | -                 | -                 |
| <b><u>OTHER ASSETS</u></b>   | -                 | -                 | -                  | -                 | -                 |
| <b>TOTAL ASSETS</b>  | -                 | -                 | -                  | -                 | -                 |
| <b><u>LIABILITIES AND NET ASSETS</u></b>                               |                   |                   |                    |                   |                   |
| <b><u>CURRENT LIABILITIES</u></b>                                      |                   |                   |                    |                   |                   |
| Accounts payable and accrued expenses                                  | -                 | -                 | -                  | -                 | -                 |
| Accrued payroll and benefits   | -                 | -                 | -                  | -                 | -                 |
| Deferred Revenue   | -                 | -                 | -                  | -                 | -                 |
| Current maturities of long-term debt                                   | -                 | -                 | -                  | -                 | -                 |
| Short Term Debt - Bonds, Notes Payable                                 | -                 | -                 | -                  | -                 | -                 |
| Other  | -                 | -                 | -                  | -                 | -                 |
| <b>TOTAL CURRENT LIABILITIES</b>                                       | -                 | -                 | -                  | -                 | -                 |
| <b><u>LONG-TERM DEBT and NOTES PAYABLE, net current maturities</u></b> | -                 | -                 | -                  | -                 | -                 |
| <b>TOTAL LIABILITIES</b>   | -                 | -                 | -                  | -                 | -                 |
| <b><u>NET ASSETS</u></b>   |                   |                   |                    |                   |                   |
| Unrestricted   | -                 | -                 | -                  | -                 | -                 |
| Temporarily restricted   | -                 | -                 | -                  | -                 | -                 |
| <b>TOTAL NET ASSETS</b>  | -                 | -                 | -                  | -                 | -                 |
| <b>TOTAL LIABILITIES AND NET ASSETS</b>                                | -                 | -                 | -                  | -                 | -                 |



**AMBER CHARTER SCHOOL**  
**Budget / Operating Plan**

**2017-18**

|   |                                 |                       |                 |                                   |                       |                 |                    |
|---|---------------------------------|-----------------------|-----------------|-----------------------------------|-----------------------|-----------------|--------------------|
| <b>Total Revenue</b>  | -                               | 1,122,586             | -               | -                                 | 1,122,586             | -               | -                  |
| <b>Total Expenses</b>   | -                               | 1,100,237             | -               | -                                 | 1,100,237             | -               | -                  |
| <b>Net Income</b>   | -                               | 22,350                | -               | -                                 | 22,350                | -               | -                  |
| <b>Actual Student Enrollment</b>  | -                               | 230                   | -               | -                                 | 230                   | -               | -                  |
| <b>*NOTE: Enrollment, Revenue and Expenditure Data IN the 'Total and Variance Analysis' Section is Based on LAST ACTUAL Quarter Completed</b> |                                 |                       |                 |                                   |                       |                 |                    |
|   | <b>1st Quarter - 7/1 - 9/30</b> |                       |                 | <b>2nd Quarter - 10/1 - 12/31</b> |                       |                 | <b>3rd Quarter</b> |
|   | <b>Actual</b>                   | <b>Current Budget</b> | <b>Variance</b> | <b>Actual</b>                     | <b>Current Budget</b> | <b>Variance</b> | <b>Actual</b>      |
| Other   | -                               | -                     | -               | -                                 | -                     | -               | -                  |
| TOTAL REVENUE FROM FEDERAL SOURCES  | -                               | 58,665                | -               | -                                 | 58,665                | -               | -                  |
| <b>LOCAL and OTHER REVENUE</b>  |                                 |                       |                 |                                   |                       |                 |                    |
| Contributions and Donations   |                                 | -                     | -               |                                   | -                     | -               |                    |
| Fundraising   |                                 | -                     | -               |                                   | -                     | -               |                    |
| Erate Reimbursement   |                                 | 21,250                | -               |                                   | 21,250                | -               |                    |
| Earnings on Investments   |                                 | -                     | -               |                                   | -                     | -               |                    |
| Interest Income   |                                 | -                     | -               |                                   | -                     | -               |                    |
| Food Service (Income from meals)  |                                 | -                     | -               |                                   | -                     | -               |                    |
| Text Book   |                                 | 4,570                 | -               |                                   | 4,570                 | -               |                    |
| OTHER   |                                 | -                     | -               |                                   | -                     | -               |                    |
| TOTAL REVENUE FROM LOCAL and OTHER SOURCES  | -                               | 25,820                | -               | -                                 | 25,820                | -               | -                  |
| <b>TOTAL REVENUE</b>  | -                               | <b>1,122,586</b>      | -               | -                                 | <b>1,122,586</b>      | -               | -                  |

**AMBER CHARTER SCHOOL**  
**Budget / Operating Plan**

**2017-18**

|                                  |   |                  |   |   |                  |   |   |
|----------------------------------|---|------------------|---|---|------------------|---|---|
| <b>Total Revenue</b>             | - | <b>1,122,586</b> | - | - | <b>1,122,586</b> | - | - |
| <b>Total Expenses</b>            | - | <b>1,100,237</b> | - | - | <b>1,100,237</b> | - | - |
| <b>Net Income</b>                | - | <b>22,350</b>    | - | - | <b>22,350</b>    | - | - |
| <b>Actual Student Enrollment</b> | - | <b>230</b>       | - | - | <b>230</b>       | - | - |

|   |                                 |                       |                 |                                   |                       |                 |                    |
|---|---------------------------------|-----------------------|-----------------|-----------------------------------|-----------------------|-----------------|--------------------|
| <b>*NOTE: Enrollment, Revenue and Expenditure Data IN the 'Total and Variance Analysis' Section is Based on LAST ACTUAL Quarter Completed</b> | <b>1st Quarter - 7/1 - 9/30</b> |                       |                 | <b>2nd Quarter - 10/1 - 12/31</b> |                       |                 | <b>3rd Quarter</b> |
|   | <b>Actual</b>                   | <b>Current Budget</b> | <b>Variance</b> | <b>Actual</b>                     | <b>Current Budget</b> | <b>Variance</b> | <b>Actual</b>      |

| <b>EXPENSES</b>                             | Quarter 0<br>No. of Positions |        |                |          |        |                |          |        |
|---|-------------------------------|--------|----------------|----------|--------|----------------|----------|--------|
|   |                               | Actual | Current Budget | Variance | Actual | Current Budget | Variance | Actual |
| <b>ADMINISTRATIVE STAFF PERSONNEL COSTS</b> |                               |        |                |          |        |                |          |        |
| Executive Management                        | -                             |        | 13,388         | -        |        | 13,388         | -        |        |
| Instructional Management                    | -                             |        | 29,325         | -        |        | 29,325         | -        |        |
| Deans, Directors & Coordinators             | -                             |        | 73,154         | -        |        | 73,154         | -        |        |
| CFO / Director of Finance                   | -                             |        | 6,212          | -        |        | 6,212          | -        |        |
| Operation / Business Manager                | -                             |        | 30,506         | -        |        | 30,506         | -        |        |
| Administrative Staff                        | -                             |        | <u>21,544</u>  | -        |        | <u>21,544</u>  | -        |        |
| <b>TOTAL ADMINISTRATIVE STAFF</b>           | -                             |        | - 174,128      | -        |        | - 174,128      | -        |        |
| <b>INSTRUCTIONAL PERSONNEL COSTS</b>        |                               |        |                |          |        |                |          |        |
| Teachers - Regular                          | -                             |        | 186,206        | -        |        | 186,206        | -        |        |
| Teachers - SPED                             | -                             |        | 16,360         | -        |        | 16,360         | -        |        |
| Substitute Teachers                         | -                             |        | 14,514         | -        |        | 14,514         | -        |        |
| Teaching Assistants                         | -                             |        | 106,525        | -        |        | 106,525        | -        |        |
| Specialty Teachers                          | -                             |        | 35,492         | -        |        | 35,492         | -        |        |
| Aides                                       | -                             |        | -              | -        |        | -              | -        |        |
| Therapists & Counselors                     | -                             |        | -              | -        |        | -              | -        |        |
| Other                                       | -                             |        | -              | -        |        | -              | -        |        |
| <b>TOTAL INSTRUCTIONAL</b>                  | -                             |        | - 359,097      | -        |        | - 359,097      | -        |        |
| <b>NON-INSTRUCTIONAL PERSONNEL COSTS</b>    |                               |        |                |          |        |                |          |        |
| Nurse                                       | -                             |        | -              | -        |        | -              | -        |        |
| Librarian                                   | -                             |        | -              | -        |        | -              | -        |        |
| Custodian                                   | -                             |        | 10,078         | -        |        | 10,078         | -        |        |
| Security                                    | -                             |        | 12,551         | -        |        | 12,551         | -        |        |
| Other                                       | -                             |        | <u>6,534</u>   | -        |        | <u>6,534</u>   | -        |        |
| <b>TOTAL NON-INSTRUCTIONAL</b>              | -                             |        | - 29,163       | -        |        | - 29,163       | -        |        |
| <b>SUBTOTAL PERSONNEL SERVICE COSTS</b>     | -                             |        | - 562,388      | -        |        | - 562,388      | -        |        |
| <b>PAYROLL TAXES AND BENEFITS</b>           |                               |        |                |          |        |                |          |        |
| Payroll Taxes                               |                               |        | 43,775         | -        |        | 43,775         | -        |        |
| Fringe / Employee Benefits                  |                               |        | 119,519        | -        |        | 119,519        | -        |        |
| Retirement / Pension                        |                               |        | <u>14,608</u>  | -        |        | <u>14,608</u>  | -        |        |
| <b>TOTAL PAYROLL TAXES AND BENEFITS</b>     |                               |        | - 177,902      | -        |        | - 177,902      | -        |        |
| <b>TOTAL PERSONNEL SERVICE COSTS</b>        | -                             |        | - 740,290      | -        |        | - 740,290      | -        |        |

**AMBER CHARTER SCHOOL**  
**Budget / Operating Plan**

**2017-18**

|                                  |   |                  |   |   |                  |   |   |
|----------------------------------|---|------------------|---|---|------------------|---|---|
| <b>Total Revenue</b>             | - | <b>1,122,586</b> | - | - | <b>1,122,586</b> | - | - |
| <b>Total Expenses</b>            | - | <b>1,100,237</b> | - | - | <b>1,100,237</b> | - | - |
| <b>Net Income</b>                | - | <b>22,350</b>    | - | - | <b>22,350</b>    | - | - |
| <b>Actual Student Enrollment</b> | - | <b>230</b>       | - | - | <b>230</b>       | - | - |

| *NOTE: Enrollment, Revenue and Expenditure Data IN the 'Total and Variance Analysis' Section is Based on LAST ACTUAL Quarter Completed | 1st Quarter - 7/1 - 9/30   |                |          | 2nd Quarter - 10/1 - 12/31 |                |          | 3rd Quarter |
|--|----------------------------|----------------|----------|----------------------------|----------------|----------|-------------|
|  | Actual                     | Current Budget | Variance | Actual                     | Current Budget | Variance | Actual      |
|  | <b>CONTRACTED SERVICES</b> |                |          |                            |                |          |             |
| Accounting / Audit   |                            | 3,865          | -        |                            | 3,865          | -        |             |
| Legal  |                            | 1,250          | -        |                            | 1,250          | -        |             |
| Management Company Fee   |                            | -              | -        |                            | -              | -        |             |
| Nurse Services   |                            | -              | -        |                            | -              | -        |             |
| Food Service / School Lunch  |                            | 26,198         | -        |                            | 26,198         | -        |             |
| Payroll Services   |                            | 12,301         | -        |                            | 12,301         | -        |             |
| Special Ed Services  |                            | -              | -        |                            | -              | -        |             |
| Titlement Services (i.e. Title I)  |                            | -              | -        |                            | -              | -        |             |
| Other Purchased / Professional / Consulting  |                            | 28,620         | -        |                            | 28,620         | -        |             |
| <b>TOTAL CONTRACTED SERVICES</b>   | -                          | <u>72,234</u>  | -        | -                          | <u>72,234</u>  | -        | -           |

|                                  |   |           |   |   |           |   |   |
|----------------------------------|---|-----------|---|---|-----------|---|---|
| <b>Total Revenue</b>             | - | 1,122,586 | - | - | 1,122,586 | - | - |
| <b>Total Expenses</b>            | - | 1,100,237 | - | - | 1,100,237 | - | - |
| <b>Net Income</b>                | - | 22,350    | - | - | 22,350    | - | - |
| <b>Actual Student Enrollment</b> | - | 230       | - | - | 230       | - | - |

| <p><b>*NOTE: Enrollment, Revenue and Expenditure Data IN the 'Total and Variance Analysis' Section is Based on LAST ACTUAL Quarter Completed</b></p> | 1st Quarter - 7/1 - 9/30 |                |          | 2nd Quarter - 10/1 - 12/31 |                |          | 3rd Quarter |
|--|--------------------------|----------------|----------|----------------------------|----------------|----------|-------------|
|  | Actual                   | Current Budget | Variance | Actual                     | Current Budget | Variance | Actual      |

**SCHOOL OPERATIONS**

|   |   |        |   |   |        |   |   |
|---|---|--------|---|---|--------|---|---|
| Board Expenses                            |   | 1,735  | - |   | 1,735  | - |   |
| Classroom / Teaching Supplies & Materials |   | 4,525  | - |   | 4,525  | - |   |
| Special Ed Supplies & Materials           |   | -      | - |   | -      | - |   |
| Textbooks / Workbooks                     |   | 18,341 | - |   | 18,341 | - |   |
| Supplies & Materials other                |   | -      | - |   | -      | - |   |
| Equipment / Furniture                     |   | 3,611  | - |   | 3,611  | - |   |
| Telephone                                 |   | 7,050  | - |   | 7,050  | - |   |
| Technology                                |   | 8,955  | - |   | 8,955  | - |   |
| Student Testing & Assessment              |   | 2,969  | - |   | 2,969  | - |   |
| Field Trips                               |   | 1,725  | - |   | 1,725  | - |   |
| Transportation (student)                  |   | -      | - |   | -      | - |   |
| Student Services - other                  |   | 1,100  | - |   | 1,100  | - |   |
| Office Expense                            |   | 4,643  | - |   | 4,643  | - |   |
| Staff Development                         |   | 6,200  | - |   | 6,200  | - |   |
| Staff Recruitment                         |   | 1,080  | - |   | 1,080  | - |   |
| Student Recruitment / Marketing           |   | 3,578  | - |   | 3,578  | - |   |
| School Meals / Lunch                      |   | 1,038  | - |   | 1,038  | - |   |
| Travel (Staff)                            |   | 1,313  | - |   | 1,313  | - |   |
| Fundraising                               |   | -      | - |   | -      | - |   |
| Other                                     |   | 5,183  | - |   | 5,183  | - |   |
| <b>TOTAL SCHOOL OPERATIONS</b>            | - | 73,044 | - | - | 73,044 | - | - |

**FACILITY OPERATION & MAINTENANCE**

|  |   |         |   |   |         |   |   |
|--|---|---------|---|---|---------|---|---|
| Insurance  |   | 6,257   | - |   | 6,257   | - |   |
| Janitorial   |   | 5,615   | - |   | 5,615   | - |   |
| Building and Land Rent / Lease / Facility Finance Interest |   | 184,719 | - |   | 184,719 | - |   |
| Repairs & Maintenance                                      |   | 1,700   | - |   | 1,700   | - |   |
| Equipment / Furniture                                      |   | -       | - |   | -       | - |   |
| Security   |   | -       | - |   | -       | - |   |
| Utilities  |   | 16,379  | - |   | 16,379  | - |   |
| <b>TOTAL FACILITY OPERATION &amp; MAINTENANCE</b>          | - | 214,669 | - | - | 214,669 | - | - |

**DEPRECIATION & AMORTIZATION**

|  |  |   |   |  |   |   |  |
|--|--|---|---|--|---|---|--|
|  |  | - | - |  | - | - |  |
|--|--|---|---|--|---|---|--|

**RESERVES / CONTINGENCY**

|  |  |   |   |  |   |   |  |
|--|--|---|---|--|---|---|--|
|  |  | - | - |  | - | - |  |
|--|--|---|---|--|---|---|--|

|                       |   |           |   |   |           |   |   |
|-----------------------|---|-----------|---|---|-----------|---|---|
| <b>TOTAL EXPENSES</b> | = | 1,100,237 | = | = | 1,100,237 | = | = |
|-----------------------|---|-----------|---|---|-----------|---|---|

**AMBER CHARTER SCHOOL**  
**Budget / Operating Plan**

**2017-18**

|                                  |   |           |   |   |           |   |   |
|----------------------------------|---|-----------|---|---|-----------|---|---|
| <b>Total Revenue</b>             | - | 1,122,586 | - | - | 1,122,586 | - | - |
| <b>Total Expenses</b>            | - | 1,100,237 | - | - | 1,100,237 | - | - |
| <b>Net Income</b>                | - | 22,350    | - | - | 22,350    | - | - |
| <b>Actual Student Enrollment</b> | - | 230       | - | - | 230       | - | - |

|   | 1st Quarter - 7/1 - 9/30 |                |          | 2nd Quarter - 10/1 - 12/31 |                |          | 3rd Quarter |
|---|--------------------------|----------------|----------|----------------------------|----------------|----------|-------------|
|   | Actual                   | Current Budget | Variance | Actual                     | Current Budget | Variance | Actual      |
| <b>*NOTE: Enrollment, Revenue and Expenditure Data IN the 'Total and Variance Analysis' Section is Based on LAST ACTUAL Quarter Completed</b> |                          |                |          |                            |                |          |             |
| <b>NET INCOME</b>   | -                        | 22,350         | -        | -                          | 22,350         | -        | -           |

|                                  |   |           |   |   |           |   |   |
|----------------------------------|---|-----------|---|---|-----------|---|---|
| <b>Total Revenue</b>             | - | 1,122,586 | - | - | 1,122,586 | - | - |
| <b>Total Expenses</b>            | - | 1,100,237 | - | - | 1,100,237 | - | - |
| <b>Net Income</b>                | - | 22,350    | - | - | 22,350    | - | - |
| <b>Actual Student Enrollment</b> | - | 230       | - | - | 230       | - | - |

3rd C

1st Quarter - 7/1 - 9/30

2nd Quarter - 10/1 - 12/31

3rd C

\*NOTE: Enrollment, Revenue and Expenditure Data IN the 'Total and Variance Analysis' Section is Based on LAST ACTUAL Quarter Completed

|  | Actual | Current Budget | Variance | Actual | Current Budget | Variance | Actual |
|--|--------|----------------|----------|--------|----------------|----------|--------|
| <b>ENROLLMENT - *School Districts Are Linked To Above Entries*</b> |        |                |          |        |                |          |        |
| NYC CHANCELLOR'S OFFICE  | -      | 230            | -        | -      | 230            | -        | -      |
| -  | -      | -              | -        | -      | -              | -        | -      |
| -  | -      | -              | -        | -      | -              | -        | -      |
| -  | -      | -              | -        | -      | -              | -        | -      |
| -  | -      | -              | -        | -      | -              | -        | -      |
| -  | -      | -              | -        | -      | -              | -        | -      |
| -  | -      | -              | -        | -      | -              | -        | -      |
| -  | -      | -              | -        | -      | -              | -        | -      |
| -  | -      | -              | -        | -      | -              | -        | -      |
| -  | -      | -              | -        | -      | -              | -        | -      |
| -  | -      | -              | -        | -      | -              | -        | -      |
| -  | -      | -              | -        | -      | -              | -        | -      |
| -  | -      | -              | -        | -      | -              | -        | -      |
| -  | -      | -              | -        | -      | -              | -        | -      |
| -  | -      | -              | -        | -      | -              | -        | -      |
| -  | -      | -              | -        | -      | -              | -        | -      |
| -  | -      | -              | -        | -      | -              | -        | -      |
| ALL OTHER School Districts: ( Count = 0 )                          | -      | -              | -        | -      | -              | -        | -      |
| <b>TOTAL ENROLLMENT</b>  | -      | 230            | -        | -      | 230            | -        | -      |
| <b>REVENUE PER PUPIL</b>   | -      | 4,881          | -        | -      | 4,881          | -        | -      |
| <b>EXPENSES PER PUPIL</b>  | -      | 4,784          | -        | -      | 4,784          | -        | -      |

**OL II  
n**

|                                  |                  |   |   |                  |   |
|----------------------------------|------------------|---|---|------------------|---|
| <b>Total Revenue</b>             | <b>1,122,586</b> | - | - | <b>1,122,586</b> | - |
| <b>Total Expenses</b>            | <b>1,100,237</b> | - | - | <b>1,100,237</b> | - |
| <b>Net Income</b>                | <b>22,350</b>    | - | - | <b>22,350</b>    | - |
| <b>Actual Student Enrollment</b> | <b>230</b>       | - | - | <b>230</b>       | - |

|  |                             |                 |                                 |                       |                 |
|--|-----------------------------|-----------------|---------------------------------|-----------------------|-----------------|
| <p><b>*NOTE: Enrollment, Revenue and Expenditure Data IN the 'Total and Variance Analysis' Section is Based on LAST ACTUAL Quarter Completed</b></p> | <b>Quarter - 1/1 - 3/31</b> |                 | <b>4th Quarter - 4/1 - 6/30</b> |                       |                 |
|  | <b>Current Budget</b>       | <b>Variance</b> | <b>Actual</b>                   | <b>Current Budget</b> | <b>Variance</b> |

**REVENUE**

**REVENUES FROM STATE SOURCES**

Per Pupil Revenue

CY Per Pupil Rate

NYC CHANCELLOR'S OFFICE

14,527

|         |   |  |         |   |
|---------|---|--|---------|---|
| 835,303 | - |  | 835,303 | - |
|---------|---|--|---------|---|

-

-

|   |   |  |   |   |
|---|---|--|---|---|
| - | - |  | - | - |
|---|---|--|---|---|

-

-

|   |   |  |   |   |
|---|---|--|---|---|
| - | - |  | - | - |
|---|---|--|---|---|

-

-

|   |   |  |   |   |
|---|---|--|---|---|
| - | - |  | - | - |
|---|---|--|---|---|

-

-

|   |   |  |   |   |
|---|---|--|---|---|
| - | - |  | - | - |
|---|---|--|---|---|

-

-

|   |   |  |   |   |
|---|---|--|---|---|
| - | - |  | - | - |
|---|---|--|---|---|

-

-

|   |   |  |   |   |
|---|---|--|---|---|
| - | - |  | - | - |
|---|---|--|---|---|

-

-

|   |   |  |   |   |
|---|---|--|---|---|
| - | - |  | - | - |
|---|---|--|---|---|

-

-

|   |   |  |   |   |
|---|---|--|---|---|
| - | - |  | - | - |
|---|---|--|---|---|

-

-

|   |   |  |   |   |
|---|---|--|---|---|
| - | - |  | - | - |
|---|---|--|---|---|

-

-

|   |   |  |   |   |
|---|---|--|---|---|
| - | - |  | - | - |
|---|---|--|---|---|

-

-

|   |   |  |   |   |
|---|---|--|---|---|
| - | - |  | - | - |
|---|---|--|---|---|

-

-

|   |   |  |   |   |
|---|---|--|---|---|
| - | - |  | - | - |
|---|---|--|---|---|

-

-

|   |   |  |   |   |
|---|---|--|---|---|
| - | - |  | - | - |
|---|---|--|---|---|

-

-

|   |   |  |   |   |
|---|---|--|---|---|
| - | - |  | - | - |
|---|---|--|---|---|

-

-

|   |   |  |   |   |
|---|---|--|---|---|
| - | - |  | - | - |
|---|---|--|---|---|

-

-

|   |   |  |   |   |
|---|---|--|---|---|
| - | - |  | - | - |
|---|---|--|---|---|

ALL OTHER School Districts: ( Count = 0 )

-

|   |   |  |   |   |
|---|---|--|---|---|
| - | - |  | - | - |
|---|---|--|---|---|

TOTAL Per Pupil Revenue (Weighted Average Per Pupil Funding)

14,527

|         |   |   |         |   |
|---------|---|---|---------|---|
| 835,303 | - | - | 835,303 | - |
|---------|---|---|---------|---|

Special Education Revenue

|   |   |  |   |   |
|---|---|--|---|---|
| - | - |  | - | - |
|---|---|--|---|---|

Grants

Stimulus

|   |   |  |   |   |
|---|---|--|---|---|
| - | - |  | - | - |
|---|---|--|---|---|

DYCD (Department of Youth and Community Development)

|   |   |  |   |   |
|---|---|--|---|---|
| - | - |  | - | - |
|---|---|--|---|---|

Other

|   |   |  |   |   |
|---|---|--|---|---|
| - | - |  | - | - |
|---|---|--|---|---|

NYC DoE Rental Assistance

|         |   |  |         |   |
|---------|---|--|---------|---|
| 184,719 | - |  | 184,719 | - |
|---------|---|--|---------|---|

Other

|        |   |  |        |   |
|--------|---|--|--------|---|
| 18,080 | - |  | 18,080 | - |
|--------|---|--|--------|---|

**TOTAL REVENUE FROM STATE SOURCES**

|           |   |   |           |   |
|-----------|---|---|-----------|---|
| 1,038,101 | - | - | 1,038,101 | - |
|-----------|---|---|-----------|---|

**REVENUE FROM FEDERAL FUNDING**

IDEA Special Needs

|        |   |  |        |   |
|--------|---|--|--------|---|
| 15,941 | - |  | 15,941 | - |
|--------|---|--|--------|---|

Title I

|        |   |  |        |   |
|--------|---|--|--------|---|
| 11,123 | - |  | 11,123 | - |
|--------|---|--|--------|---|

Title Funding - Other

|       |   |  |       |   |
|-------|---|--|-------|---|
| 1,378 | - |  | 1,378 | - |
|-------|---|--|-------|---|

School Food Service (Free Lunch)

|        |   |  |        |   |
|--------|---|--|--------|---|
| 30,222 | - |  | 30,222 | - |
|--------|---|--|--------|---|

Grants

Charter School Program (CSP) Planning & Implementation

|   |   |  |   |   |
|---|---|--|---|---|
| - | - |  | - | - |
|---|---|--|---|---|

Other

|   |   |  |   |   |
|---|---|--|---|---|
| - | - |  | - | - |
|---|---|--|---|---|

**OL II  
n**

|   |                             |                 |                                 |                       |                 |
|---|-----------------------------|-----------------|---------------------------------|-----------------------|-----------------|
| <b>Total Revenue</b>  | <b>1,122,586</b>            | -               | -                               | <b>1,122,586</b>      | -               |
| <b>Total Expenses</b>   | <b>1,100,237</b>            | -               | -                               | <b>1,100,237</b>      | -               |
| <b>Net Income</b>   | <b>22,350</b>               | -               | -                               | <b>22,350</b>         | -               |
| <b>Actual Student Enrollment</b>  | <b>230</b>                  | -               | -                               | <b>230</b>            | -               |
|   | <b>Quarter - 1/1 - 3/31</b> |                 | <b>4th Quarter - 4/1 - 6/30</b> |                       |                 |
| <b>*NOTE: Enrollment, Revenue and Expenditure Data IN the 'Total and Variance Analysis' Section is Based on LAST ACTUAL Quarter Completed</b> | <b>Current Budget</b>       | <b>Variance</b> | <b>Actual</b>                   | <b>Current Budget</b> | <b>Variance</b> |
|   |                             |                 |                                 |                       |                 |
| Other   | -                           | -               |                                 | -                     | -               |
| TOTAL REVENUE FROM FEDERAL SOURCES  | 58,665                      | -               | -                               | 58,665                | -               |
| <b>LOCAL and OTHER REVENUE</b>  |                             |                 |                                 |                       |                 |
| Contributions and Donations   | -                           | -               |                                 | -                     | -               |
| Fundraising   | -                           | -               |                                 | -                     | -               |
| Erate Reimbursement   | 21,250                      | -               |                                 | 21,250                | -               |
| Earnings on Investments   | -                           | -               |                                 | -                     | -               |
| Interest Income   | -                           | -               |                                 | -                     | -               |
| Food Service (Income from meals)  | -                           | -               |                                 | -                     | -               |
| Text Book   | 4,570                       | -               |                                 | 4,570                 | -               |
| OTHER   | -                           | -               |                                 | -                     | -               |
| TOTAL REVENUE FROM LOCAL and OTHER SOURCES  | 25,820                      | -               | -                               | 25,820                | -               |
| <b>TOTAL REVENUE</b>  | <b>1,122,586</b>            | -               | -                               | <b>1,122,586</b>      | -               |

**OL II  
n**

|                                  |                  |   |   |                  |   |
|----------------------------------|------------------|---|---|------------------|---|
| <b>Total Revenue</b>             | <b>1,122,586</b> | - | - | <b>1,122,586</b> | - |
| <b>Total Expenses</b>            | <b>1,100,237</b> | - | - | <b>1,100,237</b> | - |
| <b>Net Income</b>                | <b>22,350</b>    | - | - | <b>22,350</b>    | - |
| <b>Actual Student Enrollment</b> | <b>230</b>       | - | - | <b>230</b>       | - |

|  |                             |                 |                                 |                       |                 |
|--|-----------------------------|-----------------|---------------------------------|-----------------------|-----------------|
| <p><b>*NOTE: Enrollment, Revenue and Expenditure Data IN the 'Total and Variance Analysis' Section is Based on LAST ACTUAL Quarter Completed</b></p> | <b>Quarter - 1/1 - 3/31</b> |                 | <b>4th Quarter - 4/1 - 6/30</b> |                       |                 |
|  | <b>Current Budget</b>       | <b>Variance</b> | <b>Actual</b>                   | <b>Current Budget</b> | <b>Variance</b> |

**EXPENSES**

**ADMINISTRATIVE STAFF PERSONNEL COSTS**

|                                   | Quarter 0<br>No. of Positions |                |   |                |   |
|-----------------------------------|-------------------------------|----------------|---|----------------|---|
| Executive Management              | -                             | 13,388         | - | 13,388         | - |
| Instructional Management          | -                             | 29,325         | - | 29,325         | - |
| Deans, Directors & Coordinators   | -                             | 73,154         | - | 73,154         | - |
| CFO / Director of Finance         | -                             | 6,212          | - | 6,212          | - |
| Operation / Business Manager      | -                             | 30,506         | - | 30,506         | - |
| Administrative Staff              | -                             | <u>21,544</u>  | - | <u>21,544</u>  | - |
| <b>TOTAL ADMINISTRATIVE STAFF</b> | -                             | <b>174,128</b> | - | <b>174,128</b> | - |

**INSTRUCTIONAL PERSONNEL COSTS**

|                            |   |                |   |                |   |
|----------------------------|---|----------------|---|----------------|---|
| Teachers - Regular         | - | 186,206        | - | 186,206        | - |
| Teachers - SPED            | - | 16,360         | - | 16,360         | - |
| Substitute Teachers        | - | 14,514         | - | 14,514         | - |
| Teaching Assistants        | - | 106,525        | - | 106,525        | - |
| Specialty Teachers         | - | 35,492         | - | 35,492         | - |
| Aides                      | - | -              | - | -              | - |
| Therapists & Counselors    | - | -              | - | -              | - |
| Other                      | - | -              | - | -              | - |
| <b>TOTAL INSTRUCTIONAL</b> | - | <b>359,097</b> | - | <b>359,097</b> | - |

**NON-INSTRUCTIONAL PERSONNEL COSTS**

|                                |   |               |   |               |   |
|--------------------------------|---|---------------|---|---------------|---|
| Nurse                          | - | -             | - | -             | - |
| Librarian                      | - | -             | - | -             | - |
| Custodian                      | - | 10,078        | - | 10,078        | - |
| Security                       | - | 12,551        | - | 12,551        | - |
| Other                          | - | <u>6,534</u>  | - | <u>6,534</u>  | - |
| <b>TOTAL NON-INSTRUCTIONAL</b> | - | <b>29,163</b> | - | <b>29,163</b> | - |

**SUBTOTAL PERSONNEL SERVICE COSTS**

**PAYROLL TAXES AND BENEFITS**

|   |  |                |   |                |   |
|---|--|----------------|---|----------------|---|
| Payroll Taxes                           |  | 43,775         | - | 43,775         | - |
| Fringe / Employee Benefits              |  | 119,519        | - | 119,519        | - |
| Retirement / Pension                    |  | <u>14,608</u>  | - | <u>14,608</u>  | - |
| <b>TOTAL PAYROLL TAXES AND BENEFITS</b> |  | <b>177,902</b> | - | <b>177,902</b> | - |

**TOTAL PERSONNEL SERVICE COSTS**

|  |   |                |   |                |   |
|--|---|----------------|---|----------------|---|
|  | - | <b>740,290</b> | - | <b>740,290</b> | - |
|--|---|----------------|---|----------------|---|

| OL II<br>n  |               |                      |                          |               |                   |
|---|---------------|----------------------|--------------------------|---------------|-------------------|
| <b>Total Revenue</b>  | 1,122,586     | -                    | -                        | 1,122,586     | -                 |
| <b>Total Expenses</b>   | 1,100,237     | -                    | -                        | 1,100,237     | -                 |
| <b>Net Income</b>   | 22,350        | -                    | -                        | 22,350        | -                 |
| <b>Actual Student Enrollment</b>  | 230           | -                    | -                        | 230           | -                 |
|   |               | Quarter - 1/1 - 3/31 | 4th Quarter - 4/1 - 6/30 |               |                   |
| <b>*NOTE: Enrollment, Revenue and Expenditure Data IN the 'Total and Variance Analysis' Section is Based on LAST ACTUAL Quarter Completed</b> |               | OL II<br>n           |                          |               |                   |
|   |               | Current<br>Budget    | Variance                 | Actual        | Current<br>Budget |
| <b>CONTRACTED SERVICES</b>  |               |                      |                          |               |                   |
| Accounting / Audit  | 3,865         | -                    |                          | 3,865         | -                 |
| Legal   | 1,250         | -                    |                          | 1,250         | -                 |
| Management Company Fee  | -             | -                    |                          | -             | -                 |
| Nurse Services  | -             | -                    |                          | -             | -                 |
| Food Service / School Lunch   | 26,198        | -                    |                          | 26,198        | -                 |
| Payroll Services  | 12,301        | -                    |                          | 12,301        | -                 |
| Special Ed Services   | -             | -                    |                          | -             | -                 |
| Titlement Services (i.e. Title I)   | -             | -                    |                          | -             | -                 |
| Other Purchased / Professional / Consulting   | <u>28,620</u> | -                    |                          | <u>28,620</u> | -                 |
| <b>TOTAL CONTRACTED SERVICES</b>  | <u>72,234</u> | -                    | -                        | <u>72,234</u> | -                 |

**OL II  
n**

|                                  |                  |   |   |                  |   |
|----------------------------------|------------------|---|---|------------------|---|
| <b>Total Revenue</b>             | <b>1,122,586</b> | - | - | <b>1,122,586</b> | - |
| <b>Total Expenses</b>            | <b>1,100,237</b> | - | - | <b>1,100,237</b> | - |
| <b>Net Income</b>                | <b>22,350</b>    | - | - | <b>22,350</b>    | - |
| <b>Actual Student Enrollment</b> | <b>230</b>       | - | - | <b>230</b>       | - |

|  |                             |                 |                                 |                       |                 |
|--|-----------------------------|-----------------|---------------------------------|-----------------------|-----------------|
| <p><b>*NOTE: Enrollment, Revenue and Expenditure Data IN the 'Total and Variance Analysis' Section is Based on LAST ACTUAL Quarter Completed</b></p> | <b>Quarter - 1/1 - 3/31</b> |                 | <b>4th Quarter - 4/1 - 6/30</b> |                       |                 |
|  | <b>Current Budget</b>       | <b>Variance</b> | <b>Actual</b>                   | <b>Current Budget</b> | <b>Variance</b> |

|  |                         |   |   |                         |   |
|--|-------------------------|---|---|-------------------------|---|
| <b>SCHOOL OPERATIONS</b>                                   |                         |   |   |                         |   |
| Board Expenses   | 1,735                   | - |   | 1,735                   | - |
| Classroom / Teaching Supplies & Materials                  | 4,525                   | - |   | 4,525                   | - |
| Special Ed Supplies & Materials                            | -                       | - |   | -                       | - |
| Textbooks / Workbooks                                      | 18,341                  | - |   | 18,341                  | - |
| Supplies & Materials other                                 | -                       | - |   | -                       | - |
| Equipment / Furniture                                      | 3,611                   | - |   | 3,611                   | - |
| Telephone  | 7,050                   | - |   | 7,050                   | - |
| Technology   | 8,955                   | - |   | 8,955                   | - |
| Student Testing & Assessment                               | 2,969                   | - |   | 2,969                   | - |
| Field Trips  | 1,725                   | - |   | 1,725                   | - |
| Transportation (student)                                   | -                       | - |   | -                       | - |
| Student Services - other                                   | 1,100                   | - |   | 1,100                   | - |
| Office Expense   | 4,643                   | - |   | 4,643                   | - |
| Staff Development  | 6,200                   | - |   | 6,200                   | - |
| Staff Recruitment  | 1,080                   | - |   | 1,080                   | - |
| Student Recruitment / Marketing                            | 3,578                   | - |   | 3,578                   | - |
| School Meals / Lunch                                       | 1,038                   | - |   | 1,038                   | - |
| Travel (Staff)   | 1,313                   | - |   | 1,313                   | - |
| Fundraising  | -                       | - |   | -                       | - |
| Other  | <u>5,183</u>            | - |   | <u>5,183</u>            | - |
| <b>TOTAL SCHOOL OPERATIONS</b>                             | <b>73,044</b>           | - | - | <b>73,044</b>           | - |
| <b>FACILITY OPERATION &amp; MAINTENANCE</b>                |                         |   |   |                         |   |
| Insurance  | 6,257                   | - |   | 6,257                   | - |
| Janitorial   | 5,615                   | - |   | 5,615                   | - |
| Building and Land Rent / Lease / Facility Finance Interest | 184,719                 | - |   | 184,719                 | - |
| Repairs & Maintenance                                      | 1,700                   | - |   | 1,700                   | - |
| Equipment / Furniture                                      | -                       | - |   | -                       | - |
| Security   | -                       | - |   | -                       | - |
| Utilities  | <u>16,379</u>           | - |   | <u>16,379</u>           | - |
| <b>TOTAL FACILITY OPERATION &amp; MAINTENANCE</b>          | <b>214,669</b>          | - | - | <b>214,669</b>          | - |
| <b>DEPRECIATION &amp; AMORTIZATION</b>                     | -                       | - |   | -                       | - |
| <b>RESERVES / CONTINGENCY</b>                              | -                       | - |   | -                       | - |
| <b>TOTAL EXPENSES</b>                                      | <b><u>1,100,237</u></b> | - | - | <b><u>1,100,237</u></b> | - |

| OL II  |           |                      |          |                          |                |
|--|-----------|----------------------|----------|--------------------------|----------------|
| QL II  |           |                      |          |                          |                |
| n  |           |                      |          |                          |                |
| Total Revenue  | 1,122,586 | -                    | -        | 1,122,586                | -              |
| Total Expenses   | 1,100,237 | -                    | -        | 1,100,237                | -              |
| Net Income   | 22,350    | -                    | -        | 22,350                   | -              |
| Actual Student Enrollment  | 230       | -                    | -        | 230                      | -              |
| *NOTE: Enrollment, Revenue and Expenditure Data IN the 'Total and Variance Analysis' Section is Based on LAST ACTUAL Quarter Completed |           | Quarter - 1/1 - 3/31 |          | 4th Quarter - 4/1 - 6/30 |                |
|  |           | Quarter - 1/1 - 3/31 |          |                          |                |
|  |           | Current Budget       | Variance | Actual                   | Current Budget |
| NET INCOME   | 22,350    | -                    | -        | 22,350                   | -              |

| Q L II<br>n  |              |                      |          |                          |                   |
|--|--------------|----------------------|----------|--------------------------|-------------------|
| Total Revenue  | 1,122,586    | -                    | -        | 1,122,586                | -                 |
| Total Expenses   | 1,100,237    | -                    | -        | 1,100,237                | -                 |
| Net Income   | 22,350       | -                    | -        | 22,350                   | -                 |
| Actual Student Enrollment  | 230          | -                    | -        | 230                      | -                 |
|  |              | Quarter - 1/1 - 3/31 |          | 4th Quarter - 4/1 - 6/30 |                   |
| *NOTE: Enrollment, Revenue and Expenditure Data IN the 'Total and Variance Analysis' Section is Based on LAST ACTUAL Quarter Completed |              | Quarter - 1/1 - 3/31 |          | 4th Quarter - 4/1 - 6/30 |                   |
|  |              | Current<br>Budget    | Variance | Actual                   | Current<br>Budget |
| <b>ENROLLMENT - *School Districts Are Linked To Above Entries*</b>   |              |                      |          |                          |                   |
| NYC CHANCELLOR'S OFFICE  | 230          | -                    | -        | 230                      | -                 |
| -  | -            | -                    | -        | -                        | -                 |
| -  | -            | -                    | -        | -                        | -                 |
| -  | -            | -                    | -        | -                        | -                 |
| -  | -            | -                    | -        | -                        | -                 |
| -  | -            | -                    | -        | -                        | -                 |
| -  | -            | -                    | -        | -                        | -                 |
| -  | -            | -                    | -        | -                        | -                 |
| -  | -            | -                    | -        | -                        | -                 |
| -  | -            | -                    | -        | -                        | -                 |
| -  | -            | -                    | -        | -                        | -                 |
| -  | -            | -                    | -        | -                        | -                 |
| -  | -            | -                    | -        | -                        | -                 |
| -  | -            | -                    | -        | -                        | -                 |
| -  | -            | -                    | -        | -                        | -                 |
| ALL OTHER School Districts: ( Count = 0 )  | -            | -                    | -        | -                        | -                 |
| <b>TOTAL ENROLLMENT</b>  | <b>230</b>   | <b>-</b>             | <b>-</b> | <b>230</b>               | <b>-</b>          |
| <b>REVENUE PER PUPIL</b>   | <b>4,881</b> | <b>-</b>             | <b>-</b> | <b>4,881</b>             | <b>-</b>          |
| <b>EXPENSES PER PUPIL</b>  | <b>4,784</b> | <b>-</b>             | <b>-</b> | <b>4,784</b>             | <b>-</b>          |



**AMBER CHARTER SCHOOL II**  
**Budget / Operating Plan**

**2017-18**

|                                  |   |   |   |           |             |   |   |           |
|----------------------------------|---|---|---|-----------|-------------|---|---|-----------|
| <b>Total Revenue</b>             | - | - | - | 4,490,346 | (4,490,346) | - | - | 4,490,346 |
| <b>Total Expenses</b>            | - | - | - | 4,400,947 | 4,400,947   | - | - | 4,400,947 |
| <b>Net Income</b>                | - | - | - | 89,398    | (89,398)    | - | - | 89,398    |
| <b>Actual Student Enrollment</b> | - | - | - |           |             | - | - |           |

**\*NOTE: Enrollment, Revenue and Expenditure Data IN the 'Total and Variance Analysis' Section is Based on LAST ACTUAL Quarter Completed**

**TOTALS AND VARIANCE ANALYSIS**

|  | <b>Actual</b> | <b>Current Budget (Current Quarter)</b> | <b>Actual vs. Current Budget</b> | <b>Current Budget - TY</b> | <b>Actual vs. Current Budget TY</b> | <b>Original Budget (Current Quarter)</b> | <b>Actual vs. Original Budget</b> | <b>Original Budget -</b> |
|--|---------------|---|----------------------------------|----------------------------|-------------------------------------|--|-----------------------------------|--------------------------|
| Other                                      | -             | -                                       | -                                | -                          | -                                   | -  | -                                 |                          |
| TOTAL REVENUE FROM FEDERAL SOURCES         | -             | -                                       | -                                | 234,660                    | (234,660)                           | -  | -                                 | 234,660                  |
| <b>LOCAL and OTHER REVENUE</b>             |               |   |                                  |                            |                                     |  |                                   |                          |
| Contributions and Donations                | -             | -                                       | -                                | -                          | -                                   | -  | -                                 |                          |
| Fundraising                                | -             | -                                       | -                                | -                          | -                                   | -  | -                                 |                          |
| Erate Reimbursement                        | -             | -                                       | -                                | 85,000                     | (85,000)                            | -  | -                                 | 85,000                   |
| Earnings on Investments                    | -             | -                                       | -                                | -                          | -                                   | -  | -                                 |                          |
| Interest Income                            | -             | -                                       | -                                | -                          | -                                   | -  | -                                 |                          |
| Food Service (Income from meals)           | -             | -                                       | -                                | -                          | -                                   | -  | -                                 |                          |
| Text Book                                  | -             | -                                       | -                                | 18,280                     | (18,280)                            | -  | -                                 | 18,280                   |
| OTHER                                      | -             | -                                       | -                                | -                          | -                                   | -  | -                                 |                          |
| TOTAL REVENUE FROM LOCAL and OTHER SOURCES | -             | -                                       | -                                | 103,280                    | (103,280)                           | -  | -                                 | 103,280                  |
| <b>TOTAL REVENUE</b>                       | -             | -                                       | -                                | 4,490,346                  | (4,490,346)                         | -  | -                                 | 4,490,346                |

**AMBER CHARTER SCHOOL II**  
**Budget / Operating Plan**

**2017-18**

|                                  |   |   |   |                  |                    |   |   |                  |
|----------------------------------|---|---|---|------------------|--------------------|---|---|------------------|
| <b>Total Revenue</b>             | - | - | - | <b>4,490,346</b> | <b>(4,490,346)</b> | - | - | <b>4,490,346</b> |
| <b>Total Expenses</b>            | - | - | - | <b>4,400,947</b> | <b>4,400,947</b>   | - | - | <b>4,400,947</b> |
| <b>Net Income</b>                | - | - | - | <b>89,398</b>    | <b>(89,398)</b>    | - | - | <b>89,398</b>    |
| <b>Actual Student Enrollment</b> | - | - | - |                  |                    | - | - |                  |

**\*NOTE: Enrollment, Revenue and Expenditure Data IN the 'Total and Variance Analysis' Section is Based on LAST ACTUAL Quarter Completed**

**TOTALS AND VARIANCE ANALYSIS**

| <b>Actual</b> | <b>Current Budget (Current Quarter)</b> | <b>Actual vs. Current Budget</b> | <b>Current Budget - TY</b> | <b>Actual vs. Current Budget TY</b> | <b>Original Budget (Current Quarter)</b> | <b>Actual vs. Original Budget</b> | <b>Original Budget -</b> |
|---------------|---|----------------------------------|----------------------------|-------------------------------------|--|-----------------------------------|--------------------------|
|---------------|---|----------------------------------|----------------------------|-------------------------------------|--|-----------------------------------|--------------------------|

| <b>EXPENSES</b>                             | <b>Quarter 0<br/>No. of Positions</b> |
|---|---------------------------------------|
| <b>ADMINISTRATIVE STAFF PERSONNEL COSTS</b> |                                       |
| Executive Management                        | -                                     |
| Instructional Management                    | -                                     |
| Deans, Directors & Coordinators             | -                                     |
| CFO / Director of Finance                   | -                                     |
| Operation / Business Manager                | -                                     |
| Administrative Staff                        | -                                     |
| <b>TOTAL ADMINISTRATIVE STAFF</b>           | -                                     |
| <b>INSTRUCTIONAL PERSONNEL COSTS</b>        |                                       |
| Teachers - Regular                          | -                                     |
| Teachers - SPED                             | -                                     |
| Substitute Teachers                         | -                                     |
| Teaching Assistants                         | -                                     |
| Specialty Teachers                          | -                                     |
| Aides                                       | -                                     |
| Therapists & Counselors                     | -                                     |
| Other                                       | -                                     |
| <b>TOTAL INSTRUCTIONAL</b>                  | -                                     |
| <b>NON-INSTRUCTIONAL PERSONNEL COSTS</b>    |                                       |
| Nurse                                       | -                                     |
| Librarian                                   | -                                     |
| Custodian                                   | -                                     |
| Security                                    | -                                     |
| Other                                       | -                                     |
| <b>TOTAL NON-INSTRUCTIONAL</b>              | -                                     |
| <b>SUBTOTAL PERSONNEL SERVICE COSTS</b>     | -                                     |
| <b>PAYROLL TAXES AND BENEFITS</b>           |                                       |
| Payroll Taxes                               | -                                     |
| Fringe / Employee Benefits                  | -                                     |
| Retirement / Pension                        | -                                     |
| <b>TOTAL PAYROLL TAXES AND BENEFITS</b>     | -                                     |
| <b>TOTAL PERSONNEL SERVICE COSTS</b>        | -                                     |

|   |   |   |           |           |   |   |           |
|---|---|---|-----------|-----------|---|---|-----------|
| - | - | - | 53,550    | 53,550    | - | - | 53,550    |
| - | - | - | 117,300   | 117,300   | - | - | 117,300   |
| - | - | - | 292,616   | 292,616   | - | - | 292,616   |
| - | - | - | 24,847    | 24,847    | - | - | 24,847    |
| - | - | - | 122,023   | 122,023   | - | - | 122,023   |
| - | - | - | 86,175    | 86,175    | - | - | 86,175    |
| - | - | - | 696,511   | 696,511   | - | - | 696,511   |
| - | - | - | 744,824   | 744,824   | - | - | 744,824   |
| - | - | - | 65,439    | 65,439    | - | - | 65,439    |
| - | - | - | 58,056    | 58,056    | - | - | 58,056    |
| - | - | - | 426,101   | 426,101   | - | - | 426,101   |
| - | - | - | 141,968   | 141,968   | - | - | 141,968   |
| - | - | - | -         | -         | - | - | -         |
| - | - | - | -         | -         | - | - | -         |
| - | - | - | 1,436,389 | 1,436,389 | - | - | 1,436,389 |
| - | - | - | -         | -         | - | - | -         |
| - | - | - | -         | -         | - | - | -         |
| - | - | - | 40,310    | 40,310    | - | - | 40,310    |
| - | - | - | 50,204    | 50,204    | - | - | 50,204    |
| - | - | - | 26,136    | 26,136    | - | - | 26,136    |
| - | - | - | 116,651   | 116,651   | - | - | 116,651   |
| - | - | - | 2,249,550 | 2,249,550 | - | - | 2,249,550 |
| - | - | - | 175,100   | 175,100   | - | - | 175,100   |
| - | - | - | 478,077   | 478,077   | - | - | 478,077   |
| - | - | - | 58,431    | 58,431    | - | - | 58,431    |
| - | - | - | 711,609   | 711,609   | - | - | 711,609   |
| - | - | - | 2,961,159 | 2,961,159 | - | - | 2,961,159 |

**AMBER CHARTER SCHOOL II**  
**Budget / Operating Plan**

**2017-18**

|                                  |   |   |   |           |             |   |   |           |
|----------------------------------|---|---|---|-----------|-------------|---|---|-----------|
| <b>Total Revenue</b>             | - | - | - | 4,490,346 | (4,490,346) | - | - | 4,490,346 |
| <b>Total Expenses</b>            | - | - | - | 4,400,947 | 4,400,947   | - | - | 4,400,947 |
| <b>Net Income</b>                | - | - | - | 89,398    | (89,398)    | - | - | 89,398    |
| <b>Actual Student Enrollment</b> | - | - | - |           |             | - | - |           |

**TOTALS AND VARIANCE ANALYSIS**

**\*NOTE: Enrollment, Revenue and Expenditure Data IN the 'Total and Variance Analysis' Section is Based on LAST ACTUAL Quarter Completed**

|   | <b>Actual</b> | <b>Current Budget (Current Quarter)</b> | <b>Actual vs. Current Budget</b> | <b>Current Budget - TY</b> | <b>Actual vs. Current Budget TY</b> | <b>Original Budget (Current Quarter)</b> | <b>Actual vs. Original Budget</b> | <b>Original Budget - TY</b> |
|---|---------------|---|----------------------------------|----------------------------|-------------------------------------|--|-----------------------------------|-----------------------------|
| <b>CONTRACTED SERVICES</b>                  |               |   |                                  |                            |                                     |  |                                   |                             |
| Accounting / Audit                          | -             | -                                       | -                                | 15,460                     | 15,460                              | -  | -                                 | 15,460                      |
| Legal                                       | -             | -                                       | -                                | 5,000                      | 5,000                               | -  | -                                 | 5,000                       |
| Management Company Fee                      | -             | -                                       | -                                | -                          | -                                   | -  | -                                 | -                           |
| Nurse Services                              | -             | -                                       | -                                | -                          | -                                   | -  | -                                 | -                           |
| Food Service / School Lunch                 | -             | -                                       | -                                | 104,792                    | 104,792                             | -  | -                                 | 104,792                     |
| Payroll Services                            | -             | -                                       | -                                | 49,203                     | 49,203                              | -  | -                                 | 49,203                      |
| Special Ed Services                         | -             | -                                       | -                                | -                          | -                                   | -  | -                                 | -                           |
| Titlement Services (i.e. Title I)           | -             | -                                       | -                                | -                          | -                                   | -  | -                                 | -                           |
| Other Purchased / Professional / Consulting | -             | -                                       | -                                | 114,481                    | 114,481                             | -  | -                                 | 114,481                     |
| <b>TOTAL CONTRACTED SERVICES</b>            | -             | -                                       | -                                | 288,936                    | 288,936                             | -  | -                                 | 288,936                     |

**AMBER CHARTER SCHOOL II**  
**Budget / Operating Plan**

**2017-18**

|                                  |   |   |   |                  |                    |   |   |                  |
|----------------------------------|---|---|---|------------------|--------------------|---|---|------------------|
| <b>Total Revenue</b>             | - | - | - | <b>4,490,346</b> | <b>(4,490,346)</b> | - | - | <b>4,490,346</b> |
| <b>Total Expenses</b>            | - | - | - | <b>4,400,947</b> | <b>4,400,947</b>   | - | - | <b>4,400,947</b> |
| <b>Net Income</b>                | - | - | - | <b>89,398</b>    | <b>(89,398)</b>    | - | - | <b>89,398</b>    |
| <b>Actual Student Enrollment</b> | - | - | - |                  |                    | - | - |                  |

**TOTALS AND VARIANCE ANALYSIS**

**\*NOTE: Enrollment, Revenue and Expenditure Data IN the 'Total and Variance Analysis' Section is Based on LAST ACTUAL Quarter Completed**

|  | <b>Actual</b> | <b>Current Budget (Current Quarter)</b> | <b>Actual vs. Current Budget</b> | <b>Current Budget - TY</b> | <b>Actual vs. Current Budget TY</b> | <b>Original Budget (Current Quarter)</b> | <b>Actual vs. Original Budget</b> | <b>Original Budget - TY</b> |
|--|---------------|---|----------------------------------|----------------------------|-------------------------------------|--|-----------------------------------|-----------------------------|
| <b>SCHOOL OPERATIONS</b>                                   |               |   |                                  |                            |                                     |  |                                   |                             |
| Board Expenses   | -             | -                                       | -                                | 6,940                      | 6,940                               | -  | -                                 | 6,940                       |
| Classroom / Teaching Supplies & Materials                  | -             | -                                       | -                                | 18,100                     | 18,100                              | -  | -                                 | 18,100                      |
| Special Ed Supplies & Materials                            | -             | -                                       | -                                | -                          | -                                   | -  | -                                 | -                           |
| Textbooks / Workbooks                                      | -             | -                                       | -                                | 73,363                     | 73,363                              | -  | -                                 | 73,363                      |
| Supplies & Materials other                                 | -             | -                                       | -                                | -                          | -                                   | -  | -                                 | -                           |
| Equipment / Furniture                                      | -             | -                                       | -                                | 14,444                     | 14,444                              | -  | -                                 | 14,444                      |
| Telephone  | -             | -                                       | -                                | 28,200                     | 28,200                              | -  | -                                 | 28,200                      |
| Technology   | -             | -                                       | -                                | 35,820                     | 35,820                              | -  | -                                 | 35,820                      |
| Student Testing & Assessment                               | -             | -                                       | -                                | 11,878                     | 11,878                              | -  | -                                 | 11,878                      |
| Field Trips  | -             | -                                       | -                                | 6,900                      | 6,900                               | -  | -                                 | 6,900                       |
| Transportation (student)                                   | -             | -                                       | -                                | -                          | -                                   | -  | -                                 | -                           |
| Student Services - other                                   | -             | -                                       | -                                | 4,400                      | 4,400                               | -  | -                                 | 4,400                       |
| Office Expense   | -             | -                                       | -                                | 18,570                     | 18,570                              | -  | -                                 | 18,570                      |
| Staff Development  | -             | -                                       | -                                | 24,800                     | 24,800                              | -  | -                                 | 24,800                      |
| Staff Recruitment  | -             | -                                       | -                                | 4,320                      | 4,320                               | -  | -                                 | 4,320                       |
| Student Recruitment / Marketing                            | -             | -                                       | -                                | 14,310                     | 14,310                              | -  | -                                 | 14,310                      |
| School Meals / Lunch                                       | -             | -                                       | -                                | 4,150                      | 4,150                               | -  | -                                 | 4,150                       |
| Travel (Staff)   | -             | -                                       | -                                | 5,250                      | 5,250                               | -  | -                                 | 5,250                       |
| Fundraising  | -             | -                                       | -                                | -                          | -                                   | -  | -                                 | -                           |
| Other  | -             | -                                       | -                                | 20,730                     | 20,730                              | -  | -                                 | 20,730                      |
| <b>TOTAL SCHOOL OPERATIONS</b>                             | -             | -                                       | -                                | <b>292,174</b>             | <b>292,174</b>                      | -  | -                                 | <b>292,174</b>              |
| <b>FACILITY OPERATION &amp; MAINTENANCE</b>                |               |   |                                  |                            |                                     |  |                                   |                             |
| Insurance  | -             | -                                       | -                                | 25,027                     | 25,027                              | -  | -                                 | 25,027                      |
| Janitorial   | -             | -                                       | -                                | 22,460                     | 22,460                              | -  | -                                 | 22,460                      |
| Building and Land Rent / Lease / Facility Finance Interest | -             | -                                       | -                                | 738,875                    | 738,875                             | -  | -                                 | 738,875                     |
| Repairs & Maintenance                                      | -             | -                                       | -                                | 6,800                      | 6,800                               | -  | -                                 | 6,800                       |
| Equipment / Furniture                                      | -             | -                                       | -                                | -                          | -                                   | -  | -                                 | -                           |
| Security   | -             | -                                       | -                                | -                          | -                                   | -  | -                                 | -                           |
| Utilities  | -             | -                                       | -                                | 65,516                     | 65,516                              | -  | -                                 | 65,516                      |
| <b>TOTAL FACILITY OPERATION &amp; MAINTENANCE</b>          | -             | -                                       | -                                | <b>858,678</b>             | <b>858,678</b>                      | -  | -                                 | <b>858,678</b>              |
| <b>DEPRECIATION &amp; AMORTIZATION</b>                     | -             | -                                       | -                                | -                          | -                                   | -  | -                                 | -                           |
| <b>RESERVES / CONTINGENCY</b>                              | -             | -                                       | -                                | -                          | -                                   | -  | -                                 | -                           |
| <b>TOTAL EXPENSES</b>                                      | -             | -                                       | -                                | <b>4,400,947</b>           | <b>4,400,947</b>                    | -  | -                                 | <b>4,400,947</b>            |

**AMBER CHARTER SCHOOL II**  
**Budget / Operating Plan**

**2017-18**

|                                  |   |   |   |           |             |   |   |           |
|----------------------------------|---|---|---|-----------|-------------|---|---|-----------|
| <b>Total Revenue</b>             | - | - | - | 4,490,346 | (4,490,346) | - | - | 4,490,346 |
| <b>Total Expenses</b>            | - | - | - | 4,400,947 | 4,400,947   | - | - | 4,400,947 |
| <b>Net Income</b>                | - | - | - | 89,398    | (89,398)    | - | - | 89,398    |
| <b>Actual Student Enrollment</b> | - | - | - |           |             | - | - |           |

**TOTALS AND VARIANCE ANALYSIS**

|  |               |                 |                |                    |                  |                 |                 |                 |
|--|---------------|-----------------|----------------|--------------------|------------------|-----------------|-----------------|-----------------|
| <p><b>*NOTE: Enrollment, Revenue and Expenditure Data IN the 'Total and Variance Analysis' Section is Based on LAST ACTUAL Quarter Completed</b></p> |               | <b>Current</b>  | <b>Actual</b>  |                    | <b>Actual</b>    | <b>Original</b> | <b>Actual</b>   |                 |
|  |               | <b>Budget</b>   | <b>vs.</b>     | <b>Current</b>     | <b>vs.</b>       | <b>Budget</b>   | <b>vs.</b>      | <b>Original</b> |
|  | <b>Actual</b> | <b>(Current</b> | <b>Current</b> | <b>Budget - TY</b> | <b>Current</b>   | <b>(Current</b> | <b>Original</b> | <b>Budget -</b> |
|  |               | <b>Quarter)</b> | <b>Budget</b>  |                    | <b>Budget TY</b> | <b>Quarter)</b> | <b>Budget</b>   |                 |
| <b>NET INCOME</b>  | -             | -               | -              | 89,398             | (89,398)         | -               | -               | 89,398          |



|   |                   |                                      |  |                                |
|---|-------------------|--------------------------------------|--|--------------------------------|
| <b>Total Revenue</b>  |                   | <b>(4,490,346)</b>                   | -  | -                              |
| <b>Total Expenses</b>   |                   | <b>4,400,947</b>                     | -  | -                              |
| <b>Net Income</b>   |                   | <b>(89,398)</b>                      | -  | -                              |
| <b>Actual Student Enrollment</b>  |                   |                                      | -  | -                              |
| <b>*NOTE: Enrollment, Revenue and Expenditure Data IN the 'Total and Variance Analysis' Section is Based on LAST ACTUAL Quarter Completed</b> |                   | <b>Actual vs. Original Budget TY</b> | <b>PY Actual (PY TY / No. of COMPLETED Actual CY</b> | <b>Actual CY vs. Actual PY</b> |
| <b>REVENUE</b>  |                   |                                      |  |                                |
| <b>REVENUES FROM STATE SOURCES</b>  |                   |                                      |  |                                |
| Per Pupil Revenue   | CY Per Pupil Rate |                                      |  |                                |
| NYC CHANCELLOR'S OFFICE   | 14,527            | (3,341,210)                          | -  | -                              |
| -   | -                 | -                                    | -  | -                              |
| -   | -                 | -                                    | -  | -                              |
| -   | -                 | -                                    | -  | -                              |
| -   | -                 | -                                    | -  | -                              |
| -   | -                 | -                                    | -  | -                              |
| -   | -                 | -                                    | -  | -                              |
| -   | -                 | -                                    | -  | -                              |
| -   | -                 | -                                    | -  | -                              |
| -   | -                 | -                                    | -  | -                              |
| -   | -                 | -                                    | -  | -                              |
| -   | -                 | -                                    | -  | -                              |
| -   | -                 | -                                    | -  | -                              |
| -   | -                 | -                                    | -  | -                              |
| -   | -                 | -                                    | -  | -                              |
| -   | -                 | -                                    | -  | -                              |
| ALL OTHER School Districts: ( Count = 0 )   | -                 | -                                    | -  | -                              |
| TOTAL Per Pupil Revenue (Weighted Average Per Pupil Funding)  | 14,527            | (3,341,210)                          | -  | -                              |
| Special Education Revenue   |                   | -                                    | -  | -                              |
| Grants  |                   |                                      |  |                                |
| Stimulus  |                   | -                                    | -  | -                              |
| DYCD (Department of Youth and Community Development)  |                   | -                                    | -  | -                              |
| Other   |                   | -                                    | -  | -                              |
| NYC DoE Rental Assistance   |                   | (738,875)                            | -  | -                              |
| Other   |                   | (72,321)                             | -  | -                              |
| <b>TOTAL REVENUE FROM STATE SOURCES</b>   |                   | <b>(4,152,406)</b>                   | -  | -                              |
| <b>REVENUE FROM FEDERAL FUNDING</b>   |                   |                                      |  |                                |
| IDEA Special Needs  |                   | (63,765)                             | -  | -                              |
| Title I   |                   | (44,492)                             | -  | -                              |
| Title Funding - Other   |                   | (5,513)                              | -  | -                              |
| School Food Service (Free Lunch)  |                   | (120,890)                            | -  | -                              |
| Grants  |                   |                                      |  |                                |
| Charter School Program (CSP) Planning & Implementation  |                   | -                                    | -  | -                              |
| Other   |                   | -                                    | -  | -                              |



|  |                                      |  |                                |
|--|--------------------------------------|--|--------------------------------|
| <b>Total Revenue</b>   | <b>(4,490,346)</b>                   | -  | -                              |
| <b>Total Expenses</b>  | <b>4,400,947</b>                     | -  | -                              |
| <b>Net Income</b>  | <b>(89,398)</b>                      | -  | -                              |
| <b>Actual Student Enrollment</b>   |                                      | -  | -                              |
| <p><b>*NOTE: Enrollment, Revenue and Expenditure Data IN the 'Total and Variance Analysis' Section is Based on LAST ACTUAL Quarter Completed</b></p> |                                      |  |                                |
|  | <b>Actual vs. Original Budget TY</b> | <b>PY Actual (PY TY / No. of COMPLETED Actual CY</b> | <b>Actual CY vs. Actual PY</b> |
| Other  | -                                    | -  | -                              |
| TOTAL REVENUE FROM FEDERAL SOURCES   | (234,660)                            | -  | -                              |
| <b>LOCAL and OTHER REVENUE</b>   |                                      |  |                                |
| Contributions and Donations  | -                                    | -  | -                              |
| Fundraising  | -                                    | -  | -                              |
| Erate Reimbursement  | (85,000)                             | -  | -                              |
| Earnings on Investments  | -                                    | -  | -                              |
| Interest Income  | -                                    | -  | -                              |
| Food Service (Income from meals)   | -                                    | -  | -                              |
| Text Book  | (18,280)                             | -  | -                              |
| OTHER  | -                                    | -  | -                              |
| TOTAL REVENUE FROM LOCAL and OTHER SOURCES   | (103,280)                            | -  | -                              |
| <b>TOTAL REVENUE</b>   | <b>(4,490,346)</b>                   | -  | -                              |

|                                  |                    |   |   |
|----------------------------------|--------------------|---|---|
| <b>Total Revenue</b>             | <b>(4,490,346)</b> | - | - |
| <b>Total Expenses</b>            | <b>4,400,947</b>   | - | - |
| <b>Net Income</b>                | <b>(89,398)</b>    | - | - |
| <b>Actual Student Enrollment</b> |                    | - | - |

|   |                                      |  |                                |
|---|--------------------------------------|--|--------------------------------|
| <b>*NOTE: Enrollment, Revenue and Expenditure Data IN the 'Total and Variance Analysis' Section is Based on LAST ACTUAL Quarter Completed</b> | <b>Actual vs. Original Budget TY</b> | <b>PY Actual (PY TY / No. of COMPLETED Actual CY</b> | <b>Actual CY vs. Actual PY</b> |
|---|--------------------------------------|--|--------------------------------|

| <b>EXPENSES</b>                             | <b>Quarter 0<br/>No. of Positions</b> |                  |   |   |
|---|---------------------------------------|------------------|---|---|
| <b>ADMINISTRATIVE STAFF PERSONNEL COSTS</b> |                                       |                  |   |   |
| Executive Management                        | -                                     | 53,550           | - | - |
| Instructional Management                    | -                                     | 117,300          | - | - |
| Deans, Directors & Coordinators             | -                                     | 292,616          | - | - |
| CFO / Director of Finance                   | -                                     | 24,847           | - | - |
| Operation / Business Manager                | -                                     | 122,023          | - | - |
| Administrative Staff                        | -                                     | 86,175           | - | - |
| <b>TOTAL ADMINISTRATIVE STAFF</b>           | -                                     | <b>696,511</b>   | - | - |
| <b>INSTRUCTIONAL PERSONNEL COSTS</b>        |                                       |                  |   |   |
| Teachers - Regular                          | -                                     | 744,824          | - | - |
| Teachers - SPED                             | -                                     | 65,439           | - | - |
| Substitute Teachers                         | -                                     | 58,056           | - | - |
| Teaching Assistants                         | -                                     | 426,101          | - | - |
| Specialty Teachers                          | -                                     | 141,968          | - | - |
| Aides                                       | -                                     | -                | - | - |
| Therapists & Counselors                     | -                                     | -                | - | - |
| Other                                       | -                                     | -                | - | - |
| <b>TOTAL INSTRUCTIONAL</b>                  | -                                     | <b>1,436,389</b> | - | - |
| <b>NON-INSTRUCTIONAL PERSONNEL COSTS</b>    |                                       |                  |   |   |
| Nurse                                       | -                                     | -                | - | - |
| Librarian                                   | -                                     | -                | - | - |
| Custodian                                   | -                                     | 40,310           | - | - |
| Security                                    | -                                     | 50,204           | - | - |
| Other                                       | -                                     | 26,136           | - | - |
| <b>TOTAL NON-INSTRUCTIONAL</b>              | -                                     | <b>116,651</b>   | - | - |
| <b>SUBTOTAL PERSONNEL SERVICE COSTS</b>     | -                                     | <b>2,249,550</b> | - | - |
| <b>PAYROLL TAXES AND BENEFITS</b>           |                                       |                  |   |   |
| Payroll Taxes                               |                                       | 175,100          | - | - |
| Fringe / Employee Benefits                  |                                       | 478,077          | - | - |
| Retirement / Pension                        |                                       | 58,431           | - | - |
| <b>TOTAL PAYROLL TAXES AND BENEFITS</b>     |                                       | <b>711,609</b>   | - | - |
| <b>TOTAL PERSONNEL SERVICE COSTS</b>        | -                                     | <b>2,961,159</b> | - | - |

|  |
|--|
|  |
|--|

|   |                                      |  |                                |
|---|--------------------------------------|--|--------------------------------|
| <b>Total Revenue</b>  | <b>(4,490,346)</b>                   | -  | -                              |
| <b>Total Expenses</b>   | <b>4,400,947</b>                     | -  | -                              |
| <b>Net Income</b>   | <b>(89,398)</b>                      | -  | -                              |
| <b>Actual Student Enrollment</b>  |                                      | -  |                                |
| <b>*NOTE: Enrollment, Revenue and Expenditure Data IN the 'Total and Variance Analysis' Section is Based on LAST ACTUAL Quarter Completed</b> |                                      |  |                                |
|   | <b>Actual vs. Original Budget TY</b> | <b>PY Actual (PY TY / No. of COMPLETED Actual CY</b> | <b>Actual CY vs. Actual PY</b> |
| <b>CONTRACTED SERVICES</b>  |                                      |  |                                |
| Accounting / Audit  | 15,460                               | -  | -                              |
| Legal   | 5,000                                | -  | -                              |
| Management Company Fee  | -                                    | -  | -                              |
| Nurse Services  | -                                    | -  | -                              |
| Food Service / School Lunch   | 104,792                              | -  | -                              |
| Payroll Services  | 49,203                               | -  | -                              |
| Special Ed Services   | -                                    | -  | -                              |
| Titlement Services (i.e. Title I)   | -                                    | -  | -                              |
| Other Purchased / Professional / Consulting   | 114,481                              | -  | -                              |
| <b>TOTAL CONTRACTED SERVICES</b>  | <b>288,936</b>                       | -  | -                              |

|  |                                      |  |                                |
|--|--------------------------------------|--|--------------------------------|
| <b>Total Revenue</b>   | <b>(4,490,346)</b>                   | -  | -                              |
| <b>Total Expenses</b>  | <b>4,400,947</b>                     | -  | -                              |
| <b>Net Income</b>  | <b>(89,398)</b>                      | -  | -                              |
| <b>Actual Student Enrollment</b>   |                                      | -  | -                              |
| <p><b>*NOTE: Enrollment, Revenue and Expenditure Data IN the 'Total and Variance Analysis' Section is Based on LAST ACTUAL Quarter Completed</b></p> |                                      |  |                                |
|  | <b>Actual vs. Original Budget TY</b> | <b>PY Actual (PY TY / No. of COMPLETED Actual CY</b> | <b>Actual CY vs. Actual PY</b> |
| <b>SCHOOL OPERATIONS</b>   |                                      |  |                                |
| Board Expenses   | 6,940                                | -  | -                              |
| Classroom / Teaching Supplies & Materials  | 18,100                               | -  | -                              |
| Special Ed Supplies & Materials  | -                                    | -  | -                              |
| Textbooks / Workbooks  | 73,363                               | -  | -                              |
| Supplies & Materials other   | -                                    | -  | -                              |
| Equipment / Furniture  | 14,444                               | -  | -                              |
| Telephone  | 28,200                               | -  | -                              |
| Technology   | 35,820                               | -  | -                              |
| Student Testing & Assessment   | 11,878                               | -  | -                              |
| Field Trips  | 6,900                                | -  | -                              |
| Transportation (student)   | -                                    | -  | -                              |
| Student Services - other   | 4,400                                | -  | -                              |
| Office Expense   | 18,570                               | -  | -                              |
| Staff Development  | 24,800                               | -  | -                              |
| Staff Recruitment  | 4,320                                | -  | -                              |
| Student Recruitment / Marketing  | 14,310                               | -  | -                              |
| School Meals / Lunch   | 4,150                                | -  | -                              |
| Travel (Staff)   | 5,250                                | -  | -                              |
| Fundraising  | -                                    | -  | -                              |
| Other  | 20,730                               | -  | -                              |
| <b>TOTAL SCHOOL OPERATIONS</b>   | <b>292,174</b>                       | -  | -                              |
| <b>FACILITY OPERATION &amp; MAINTENANCE</b>  |                                      |  |                                |
| Insurance  | 25,027                               | -  | -                              |
| Janitorial   | 22,460                               | -  | -                              |
| Building and Land Rent / Lease / Facility Finance Interest   | 738,875                              | -  | -                              |
| Repairs & Maintenance  | 6,800                                | -  | -                              |
| Equipment / Furniture  | -                                    | -  | -                              |
| Security   | -                                    | -  | -                              |
| Utilities  | 65,516                               | -  | -                              |
| <b>TOTAL FACILITY OPERATION &amp; MAINTENANCE</b>  | <b>858,678</b>                       | -  | -                              |
| <b>DEPRECIATION &amp; AMORTIZATION</b>   | -                                    | -  | -                              |
| <b>RESERVES / CONTINGENCY</b>  | -                                    | -  | -                              |
| <b>TOTAL EXPENSES</b>  | <b>4,400,947</b>                     | -  | -                              |

|  |
|--|
|  |
|--|

|  |  |  |  |
|--|--|--|--|
| <b>Total Revenue</b>   | <b>(4,490,346)</b>                               | -  | -                                      |
| <b>Total Expenses</b>  | <b>4,400,947</b>                                 | -  | -                                      |
| <b>Net Income</b>  | <b>(89,398)</b>                                  | -  | -                                      |
| <b>Actual Student Enrollment</b>   |  | -  | -                                      |
| <p><b>*NOTE: Enrollment, Revenue and Expenditure Data IN the 'Total and Variance Analysis' Section is Based on LAST ACTUAL Quarter Completed</b></p> |  |  |  |
|  | <b>Actual<br/>vs.<br/>Original<br/>Budget TY</b> | <b>PY Actual (PY TY<br/>/ No. of<br/>COMPLETED<br/>Actual CY</b> | <b>Actual CY<br/>vs.<br/>Actual PY</b> |
| <b>NET INCOME</b>  | <b>(89,398)</b>                                  | -  | -                                      |

|  |  |  |  |
|--|--|--|--|
| -  |  |  |  |
| <b>Total Revenue</b>   | <b>(4,490,346)</b>                               | -  | -                                      |
| <b>Total Expenses</b>  | <b>4,400,947</b>                                 | -  | -                                      |
| <b>Net Income</b>  | <b>(89,398)</b>                                  | -  | -                                      |
| <b>Actual Student Enrollment</b>   |  | -  | -                                      |
| <p><b>*NOTE: Enrollment, Revenue and Expenditure Data IN the 'Total and Variance Analysis' Section is Based on LAST ACTUAL Quarter Completed</b></p> |  |  |  |
|  | <b>Actual<br/>vs.<br/>Original<br/>Budget TY</b> | <b>PY Actual (PY TY<br/>/ No. of<br/>COMPLETED<br/>Actual CY</b> | <b>Actual CY<br/>vs.<br/>Actual PY</b> |
| <b>ENROLLMENT - *School Districts Are Linked To Above Entries*</b>   |  |  |  |
| NYC CHANCELLOR'S OFFICE  |  | -  | -                                      |
| -  |  | -  | -                                      |
| -  |  | -  | -                                      |
| -  |  | -  | -                                      |
| -  |  | -  | -                                      |
| -  |  | -  | -                                      |
| -  |  | -  | -                                      |
| -  |  | -  | -                                      |
| -  |  | -  | -                                      |
| -  |  | -  | -                                      |
| -  |  | -  | -                                      |
| -  |  | -  | -                                      |
| -  |  | -  | -                                      |
| -  |  | -  | -                                      |
| -  |  | -  | -                                      |
| -  |  | -  | -                                      |
| ALL OTHER School Districts: ( Count = 0 )  |  | -  | -                                      |
| <b>TOTAL ENROLLMENT</b>  |  | -  | -                                      |
| <b>REVENUE PER PUPIL</b>   |  | -  | -                                      |
| <b>EXPENSES PER PUPIL</b>  |  | -  | -                                      |



**Annual Report Requirement**  
*for SUNY Authorized Charter Schools*  
**AMBER CHARTER SCHOOL II**  
**2017-18**

Administrative  
expenditures per pupil:

\$0.00

Per NYS Statute

Administrative expenditures per pupil: the sum of all general administration salaries and other general administration expenditures divided by the total number of enrolled students. Employee benefit costs or expenditures should not be reported here.

**\*NOTE: THIS TAB ONLY NEEDS TO BE COMPLETED FOR Q4**



FOR INSTITUTE USE ONLY  
FILING FOR SCHOOL YEAR: \_\_\_\_\_  
DATE RECEIVED: \_\_\_\_\_

**DISCLOSURE OF FINANCIAL INTEREST  
BY A NOT-FOR-PROFIT CHARTER SCHOOL  
EDUCATION CORPORATION TRUSTEE**

- Name of education corporation: Amber Charter School
- Trustee's name (print): Soledad Hiciano
- Position(s) on board, if any: (e.g., chair, treasurer, committee chair, etc.):  
Chair
- Home address: \_\_\_\_\_
- Business Address: \_\_\_\_\_
- Daytime phone: \_\_\_\_\_
- E-mail: \_\_\_\_\_
- Is Trustee an employee of the education corporation? \_\_\_ Yes.  No. If you checked yes, please provide a description of the position you hold, your salary and your start date.  
\_\_\_\_\_

9. Identify each interest/transaction (and provide the requested information) that you or any of your immediate family members have held or engaged in with the education corporation during the prior school year. If there has been no such financial interest or transaction, please write "None." Please note that if you answered yes to Question 8, you need not disclose again your employment status, salary, etc.

| Date(s) | Nature of Financial Interest/Transaction   | Steps Taken to Avoid a Conflict of Interest, (e.g., did not vote, did not participate in discussion) | Identity of Person Holding Interest or Engaging in Transaction (e.g., you and/or immediate family member (name)) |
|---------|--|--|--|
| 9/2016  | Executive Director of A.C.D.P. Inc. who run the afterschool program for Amber II | Did not vote on the adaptation of the after school.  | Self   |

10. Identify each individual, business, corporation, union association, firm, partnership, committee proprietorship, franchise holding company, joint stock company, business or real estate trust, non-profit organization, or other organization or group of people doing business with the education corporation *and* in which such entity, during the preceding school year (July 1 – June 30), you and/or your immediate family member(s) had a financial interest or other relationship. If you are a member, director, officer or employee of an organization formally partnered with the education corporation that is doing business with the education corporation through a management or services agreement, you need not list every transaction between such entity and the education corporation that is pursuant to such agreement; rather, please identify only the name of the entity, your position in the entity as well as the relationship between such entity and the education corporation. If there was no financial interest, please write "None."

| Entity Conducting Business with the Education Corporation | Nature of Business Conducted | Approximate Value of the Business Conducted | Name of Trustee and/or Immediate Family Holding an Interest in the Entity Conducting Business with the Education Corporation and the Nature of the Interest | Steps Taken to Avoid Conflict of Interest                             |
|---|------------------------------|---|---|---|
| A.C.D.P.  | After school                 | 24,000.00                                   | Self  | Did not vote or participate in discussion of the afterschool program. |

Solida  
Signature

6/14/17  
Date



FOR INSTITUTE USE ONLY  
FILING FOR SCHOOL YEAR: \_\_\_\_\_  
DATE RECEIVED: \_\_\_\_\_

**DISCLOSURE OF FINANCIAL INTEREST  
BY A NOT-FOR-PROFIT CHARTER SCHOOL  
EDUCATION CORPORATION TRUSTEE**

1. Name of education corporation: Amber Charter School
2. Trustee's name (print): Vasthi R. Acosta
3. Position(s) on board, if any: (e.g., chair, treasurer, committee chair, etc.): \_\_\_\_\_  
member

4. Home address: \_\_\_\_\_

5. Business Address: \_\_\_\_\_

6. Daytime phone: \_\_\_\_\_

7. E-mail: \_\_\_\_\_

8. Is Trustee an employee of the education corporation?  Yes.  No. If you checked yes, please provide a description of the position you hold, your salary and your start date.

9. Identify each interest/transaction (and provide the requested information) that you or any of your immediate family members have held or engaged in with the education corporation during the prior school year. If there has been no such financial interest or transaction, please write "None." Please note that if you answered yes to Question 8, you need not disclose again your employment status, salary, etc.

| Date(s)   | Nature of Financial Interest/Transaction | Steps Taken to Avoid a Conflict of Interest, (e.g., did not vote, did not participate in discussion) | Identity of Person Holding Interest or Engaging in Transaction (e.g., you and/or immediate family member (name)) |
|---|--|--|--|
| <p>Please write "None" if applicable. Do not leave this space blank.</p> <p><u>NONE</u></p> |  |  |  |

10. Identify each individual, business, corporation, union association, firm, partnership, committee proprietorship, franchise holding company, joint stock company, business or real estate trust, non-profit organization, or other organization or group of people doing business with the education corporation *and* in which such entity, during the preceding school year (July 1 – June 30), you and/or your immediate family member(s) had a financial interest or other relationship. If you are a member, director, officer or employee of an organization formally partnered with the education corporation that is doing business with the education corporation through a management or services agreement, you need not list every transaction between such entity and the education corporation that is pursuant to such agreement; rather, please identify only the name of the entity, your position in the entity as well as the relationship between such entity and the education corporation. If there was no financial interest, please write "None."

| Entity Conducting Business with the Education Corporation  | Nature of Business Conducted | Approximate Value of the Business Conducted | Name of Trustee and/or Immediate Family Holding an Interest in the Entity Conducting Business with the Education Corporation and the Nature of the Interest | Steps Taken to Avoid Conflict of Interest |
|--|------------------------------|---|---|---|
| <p><i>Please write "None" if applicable. Do not leave this space blank.</i></p> <p style="font-size: 2em; color: blue;">NONE</p> |                              |   |   |   |

Vasthi L Acosta  
Signature



6.14.17  
Date



FOR INSTITUTE USE ONLY  
FILING FOR SCHOOL YEAR: \_\_\_\_\_  
DATE RECEIVED: \_\_\_\_\_

**DISCLOSURE OF FINANCIAL INTEREST  
BY A NOT-FOR-PROFIT CHARTER SCHOOL  
EDUCATION CORPORATION TRUSTEE**

- 1. Name of education corporation: Amber Crest School
- 2. Trustee's name (print): John A. Gutierrez
- 3. Position(s) on board, if any: (e.g., chair, treasurer, committee chair, etc.): Secretary

- 4. Home address: 
- 5. Business Address: 
- 6. Daytime phone: 
- 7. E-mail: 

8. Is Trustee an employee of the education corporation? \_\_\_ Yes.  No. If you checked yes, please provide a description of the position you hold, your salary and your start date.

9. Identify each interest/transaction (and provide the requested information) that you or any of your immediate family members have held or engaged in with the education corporation during the prior school year. If there has been no such financial interest or transaction, please write "None." Please note that if you answered yes to Question 8, you need not disclose again your employment status, salary, etc.

| Date(s)     | Nature of Financial Interest/Transaction | Steps Taken to Avoid a Conflict of Interest, (e.g., did not vote, did not participate in discussion) | Identity of Person Holding Interest or Engaging in Transaction (e.g., you and/or immediate family member (name)) |
|-------------|--|--|--|
| <u>None</u> | <u>None</u>                              | <u>NONE</u>  | <u>None</u>  |

*Please write "None" if applicable. Do not leave this space blank.*

10. Identify each individual, business, corporation, union association, firm, partnership, committee proprietorship, franchise holding company, joint stock company, business or real estate trust, non-profit organization, or other organization or group of people doing business with the education corporation *and* in which such entity, during the preceding school year (July 1 – June 30), you and/or your immediate family member(s) had a financial interest or other relationship. If you are a member, director, officer or employee of an organization formally partnered with the education corporation that is doing business with the education corporation through a management or services agreement, you need not list every transaction between such entity and the education corporation that is pursuant to such agreement; rather, please identify only the name of the entity, your position in the entity as well as the relationship between such entity and the education corporation. If there was no financial interest, please write "None."

| Entity Conducting Business with the Education Corporation | Nature of Business Conducted | Approximate Value of the Business Conducted | Name of Trustee and/or Immediate Family Holding an Interest in the Entity Conducting Business with the Education Corporation and the Nature of the Interest | Steps Taken to Avoid Conflict of Interest |
|---|------------------------------|---|---|---|
| None  | None                         | None  | None  | None                                      |

  
 \_\_\_\_\_  
 Signature

6/14/17  
 \_\_\_\_\_  
 Date



FOR INSTITUTE USE ONLY  
 FILING FOR SCHOOL YEAR: \_\_\_\_\_  
 DATE RECEIVED: \_\_\_\_\_


**DISCLOSURE OF FINANCIAL INTEREST  
 BY A NOT-FOR-PROFIT CHARTER SCHOOL  
 EDUCATION CORPORATION TRUSTEE**

1. Name of education corporation: Amber Charter School
2. Trustee's name (print): Elena Goldberg Valazquez
3. Position(s) on board, if any: (e.g., chair, treasurer, committee chair, etc.):  
Board Member
4. Home address: [REDACTED]
5. Business Address: [REDACTED]
6. Daytime phone: [REDACTED]
7. E-mail: [REDACTED]
8. Is Trustee an employee of the education corporation? \_\_\_ Yes.  No. If you checked yes, please provide a description of the position you hold, your salary and your start date.  
 \_\_\_\_\_

9. Identify each interest/transaction (and provide the requested information) that you or any of your immediate family members have held or engaged in with the education corporation during the prior school year. If there has been no such financial interest or transaction, please write "None." Please note that if you answered yes to Question 8, you need not disclose again your employment status, salary, etc.

| Date(s)  | Nature of Financial Interest/Transaction | Steps Taken to Avoid a Conflict of Interest, (e.g., did not vote, did not participate in discussion) | Identity of Person Holding Interest or Engaging in Transaction (e.g., you and/or immediate family member (name)) |
|--|--|--|--|
| <p style="text-align: center;"><i>None</i></p> <p style="text-align: center;"><i>Please write "None" if applicable. Do not leave this space blank.</i></p> |  |  |  |

10. Identify each individual, business, corporation, union association, firm, partnership, committee proprietorship, franchise holding company, joint stock company, business or real estate trust, non-profit organization, or other organization or group of people doing business with the education corporation *and* in which such entity, during the preceding school year (July 1 – June 30), you and/or your immediate family member(s) had a financial interest or other relationship. If you are a member, director, officer or employee of an organization formally partnered with the education corporation that is doing business with the education corporation through a management or services agreement, you need not list every transaction between such entity and the education corporation that is pursuant to such agreement; rather, please identify only the name of the entity, your position in the entity as well as the relationship between such entity and the education corporation. If there was no financial interest, please write "None."

| Entity Conducting Business with the Education Corporation   | Nature of Business Conducted | Approximate Value of the Business Conducted | Name of Trustee and/or Immediate Family Holding an Interest in the Entity Conducting Business with the Education Corporation and the Nature of the Interest | Steps Taken to Avoid Conflict of Interest |
|---|------------------------------|---|---|---|
| <p style="text-align: center;"> <br/> <i>Please write "None" if applicable. Do not leave this space blank.</i> </p> |                              |   |   |   |

**Signature** 

**Date** 6/14/17



FOR INSTITUTE USE ONLY  
FILING FOR SCHOOL YEAR: \_\_\_\_\_  
DATE RECEIVED: \_\_\_\_\_

**DISCLOSURE OF FINANCIAL INTEREST  
BY A NOT-FOR-PROFIT CHARTER SCHOOL  
EDUCATION CORPORATION TRUSTEE**

1. Name of education corporation: Amber Charter School
2. Trustee's name (print): Anthony Harris
3. Position(s) on board, if any: (e.g., chair, treasurer, committee chair, etc.): Trustee
4. Home address: \_\_\_\_\_
5. Business Address: \_\_\_\_\_
6. Daytime phone: \_\_\_\_\_
7. E-mail: \_\_\_\_\_
8. Is Trustee an employee of the education corporation? \_\_\_ Yes.  No. If you checked yes, please provide a description of the position you hold, your salary and your start date.

9. Identify each interest/transaction (and provide the requested information) that you or any of your immediate family members have held or engaged in with the education corporation during the prior school year. If there has been no such financial interest or transaction, please write "None." Please note that if you answered yes to Question 8, you need not disclose again your employment status, salary, etc.

| Date(s)  | Nature of Financial Interest/Transaction | Steps Taken to Avoid a Conflict of Interest, (e.g., did not vote, did not participate in discussion) | Identity of Person Holding Interest or Engaging in Transaction (e.g., you and/or immediate family member (name)) |
|--|--|--|--|
| <p><i>NONE</i><br/>Please write "None" if applicable. Do not leave this space blank.</p> |  |  |  |

10. Identify each individual, business, corporation, union association, firm, partnership, committee proprietorship, franchise holding company, joint stock company, business or real estate trust, non-profit organization, or other organization or group of people doing business with the education corporation *and* in which such entity, during the preceding school year (July 1 – June 30), you and/or your immediate family member(s) had a financial interest or other relationship. If you are a member, director, officer or employee of an organization formally partnered with the education corporation that is doing business with the education corporation through a management or services agreement; you need not list every transaction between such entity and the education corporation that is pursuant to such agreement; rather, please identify only the name of the entity, your position in the entity as well as the relationship between such entity and the education corporation. If there was no financial interest, please write "None."

| Entity Conducting Business with the Education Corporation  | Nature of Business Conducted | Approximate Value of the Business Conducted | Name of Trustee and/or Immediate Family Holding an Interest in the Entity Conducting Business with the Education Corporation and the Nature of the Interest | Steps Taken to Avoid Conflict of Interest |
|--|------------------------------|---|---|---|
| <p><i>Please write "None" if applicable. Do not leave this space blank.</i></p> <p><b>NONE</b></p> |                              |   |   |   |

  
 \_\_\_\_\_  
 Signature

6.14.2017  
 \_\_\_\_\_  
 Date



FOR INSTITUTE USE ONLY  
 FILING FOR SCHOOL  
 YEAR: \_\_\_\_\_  
 DATE RECEIVED: \_\_\_\_\_

**DISCLOSURE OF FINANCIAL INTEREST  
 BY A NOT-FOR-PROFIT CHARTER SCHOOL  
 EDUCATION CORPORATION TRUSTEE**

1. Name of education corporation: Amber Charter School I  
 2. Trustee's name (print): Juanee Bedminster  
 3. Position(s) on board, if any: (e.g., chair, treasurer, committee chair, etc.):  
Teacher Representative

4. Home address: [REDACTED]  
 5. Business Address: [REDACTED]  
 6. Daytime phone: [REDACTED]

7. E-mail: [REDACTED]


8. Is Trustee an employee of the education corporation?  Yes.  No. If you checked yes, please provide a description of the position you hold, your salary and your start date.  
 \_\_\_\_\_

9. Identify each interest/transaction (and provide the requested information) that you or any of your immediate family members have held or engaged in with the education corporation during the prior school year. If there has been no such financial interest or transaction, please write "None." Please note that if you answered yes to Question 8, you need not disclose again your employment status, salary, etc.

| Date(s)   | Nature of Financial Interest/Transaction | Steps Taken to Avoid a Conflict of Interest, (e.g., did not vote, did not participate in discussion) | Identity of Person Holding Interest or Engaging in Transaction (e.g., you and/or immediate family member (name)) |
|---|--|--|--|
| <p>Please write "None" if applicable. Do not leave this space blank.</p> <p style="text-align: center; font-size: 2em;"><u>None</u></p> |  |  |  |

10. Identify each individual, business, corporation, union association, firm, partnership, committee proprietorship, franchise holding company, joint stock company, business or real estate trust, non-profit organization, or other organization or group of people doing business with the education corporation *and* in which such entity, during the preceding school year (July 1 – June 30), you and/or your immediate family member(s) had a financial interest or other relationship. If you are a member, director, officer or employee of an organization formally partnered with the education corporation that is doing business with the education corporation through a management or services agreement, you need not list every transaction between such entity and the education corporation that is pursuant to such agreement; rather, please identify only the name of the entity, your position in the entity as well as the relationship between such entity and the education corporation. If there was no financial interest, please write "None."

| Entity Conducting Business with the Education Corporation   | Nature of Business Conducted | Approximate Value of the Business Conducted | Name of Trustee and/or Immediate Family Holding an Interest in the Entity Conducting Business with the Education Corporation and the Nature of the Interest | Steps Taken to Avoid Conflict of Interest |
|---|------------------------------|---|---|---|
| <p>Please write "None" if applicable. Do not leave this space blank.</p> <p style="font-size: 2em; font-weight: bold;">None</p> |                              |   |   |   |

  
 \_\_\_\_\_  
 Signature

6/14/2017  
 Date

**DISCLOSURE OF FINANCIAL INTEREST  
 BY A NOT-FOR-PROFIT CHARTER SCHOOL  
 EDUCATION CORPORATION TRUSTEE**

- 1. Name of education corporation: Amber Charter School
- 2. Trustee's name (print): Jenna Pantel
- 3. Position(s) on board, if any: (e.g., chair, treasurer, committee chair, etc.): Educational Committee Chair

- 4. Home address: 
- 5. Business Address: 
- 6. Daytime phone: 
- 7. E-mail: 

8. Is Trustee an employee of the education corporation?  Yes.  No. If you checked yes, please provide a description of the position you hold, your salary and your start date.

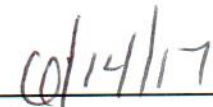
9. Identify each interest/transaction (and provide the requested information) that you or any of your immediate family members have held or engaged in with the education corporation during the prior school year. If there has been no such financial interest or transaction, please write "None." Please note that if you answered yes to Question 8, you need not disclose again your employment status, salary, etc.

| Date(s)   | Nature of Financial Interest/Transaction | Steps Taken to Avoid a Conflict of Interest, (e.g., did not vote, did not participate in discussion) | Identity of Person Holding Interest or Engaging in Transaction (e.g., you and/or immediate family member (name)) |
|---|--|--|--|
| <p><i>none</i></p> <p>Please write "None" if applicable. Do not leave this space blank.</p> |  |  |  |

10. Identify each individual, business, corporation, union association, firm, partnership, committee proprietorship, franchise holding company, joint stock company, business or real estate trust, non-profit organization, or other organization or group of people doing business with the education corporation *and* in which such entity, during the preceding school year (July 1 – June 30), you and/or your immediate family member(s) had a financial interest or other relationship. If you are a member, director, officer or employee of an organization formally partnered with the education corporation that is doing business with the education corporation through a management or services agreement, you need not list every transaction between such entity and the education corporation that is pursuant to such agreement; rather, please identify only the name of the entity, your position in the entity as well as the relationship between such entity and the education corporation. If there was no financial interest, please write "None."

| Entity Conducting Business with the Education Corporation  | Nature of Business Conducted | Approximate Value of the Business Conducted | Name of Trustee and/or Immediate Family Holding an Interest in the Entity Conducting Business with the Education Corporation and the Nature of the Interest | Steps Taken to Avoid Conflict of Interest |
|--|------------------------------|---|---|---|
| <p style="text-align: center;"><i>none</i> →</p> <p style="text-align: center;"><i>Please write "None" if applicable. Do not leave this space blank.</i></p> |                              |   |   |   |

  
 \_\_\_\_\_  
 Signature

  
 \_\_\_\_\_  
 Date



**DISCLOSURE OF FINANCIAL INTEREST  
BY A NOT-FOR-PROFIT CHARTER SCHOOL  
EDUCATION CORPORATION TRUSTEE**

1. Name of education corporation: Amber Charter School
2. Trustee's name (print): BEATRIZ GONZALEZ
3. Position(s) on board, if any: (e.g., chair, treasurer, committee chair, etc.): trustee.

4. Home address: \_\_\_\_\_
5. Business Address: \_\_\_\_\_
6. Daytime phone: \_\_\_\_\_
7. E-mail: \_\_\_\_\_

8. Is Trustee an employee of the education corporation?  Yes.  No. If you checked yes, please provide a description of the position you hold, your salary and your start date.

9. Identify each interest/transaction (and provide the requested information) that you or any of your immediate family members have held or engaged in with the education corporation during the prior school year. If there has been no such financial interest or transaction, please write "None." Please note that if you answered yes to Question 8, you need not disclose again your employment status, salary, etc.

| Date(s)   | Nature of Financial Interest/Transaction | Steps Taken to Avoid a Conflict of Interest, (e.g., did not vote, did not participate in discussion) | Identity of Person Holding Interest or Engaging in Transaction (e.g., you and/or immediate family member (name)) |
|---|--|--|--|
| <p><i>none</i></p> <p>Please write "None" if applicable. Do not leave this space blank.</p> |  |  |  |

10. Identify each individual, business, corporation, union association, firm, partnership, committee proprietorship, franchise holding company, joint stock company, business or real estate trust, non-profit organization, or other organization or group of people doing business with the education corporation *and* in which such entity, during the preceding school year (July 1 – June 30), you and/or your immediate family member(s) had a financial interest or other relationship. If you are a member, director, officer or employee of an organization formally partnered with the education corporation that is doing business with the education corporation through a management or services agreement, you need not list every transaction between such entity and the education corporation that is pursuant to such agreement; rather, please identify only the name of the entity, your position in the entity as well as the relationship between such entity and the education corporation. If there was no financial interest, please write "None."

| Entity Conducting Business with the Education Corporation                     | Nature of Business Conducted | Approximate Value of the Business Conducted | Name of Trustee and/or Immediate Family Holding an Interest in the Entity Conducting Business with the Education Corporation and the Nature of the Interest | Steps Taken to Avoid Conflict of Interest |
|---|------------------------------|---|---|---|
| <i>None</i> Please write "None" if applicable. Do not leave this space blank. |                              |   |   |   |

Betsy Hoyle  
Signature

6/14/17  
Date



**DISCLOSURE OF FINANCIAL INTEREST  
BY A NOT-FOR-PROFIT CHARTER SCHOOL  
EDUCATION CORPORATION TRUSTEE**

- Name of education corporation: Amber Charter School
- Trustee's name (print): Frank Aldridge
- Position(s) on board, if any: (e.g., chair, treasurer, committee chair, etc.): Treasurer

- Home address: 
- Business Address: 
- Daytime phone: 
- E-mail: 

8. Is Trustee an employee of the education corporation?  Yes.  No. If you checked yes, please provide a description of the position you hold, your salary and your start date.

9. Identify each interest/transaction (and provide the requested information) that you or any of your immediate family members have held or engaged in with the education corporation during the prior school year. If there has been no such financial interest or transaction, please write "None." Please note that if you answered yes to Question 8, you need not disclose again your employment status, salary, etc.

| Date(s)  | Nature of Financial Interest/Transaction | Steps Taken to Avoid a Conflict of Interest, (e.g., did not vote, did not participate in discussion) | Identity of Person Holding Interest or Engaging in Transaction (e.g., you and/or immediate family member (name)) |
|--|--|--|--|
| <p><i>None</i></p> <p><i>Please write "None" if applicable. Do not leave this space blank.</i></p> |  |  |  |

10. Identify each individual, business, corporation, union association, firm, partnership, committee proprietorship, franchise holding company, joint stock company, business or real estate trust, non-profit organization, or other organization or group of people doing business with the education corporation *and* in which such entity, during the preceding school year (July 1 – June 30), you and/or your immediate family member(s) had a financial interest or other relationship. If you are a member, director, officer or employee of an organization formally partnered with the education corporation that is doing business with the education corporation through a management or services agreement, you need not list every transaction between such entity and the education corporation that is pursuant to such agreement; rather, please identify only the name of the entity, your position in the entity as well as the relationship between such entity and the education corporation. If there was no financial interest, please write "None."

| Entity Conducting Business with the Education Corporation                                   | Nature of Business Conducted | Approximate Value of the Business Conducted | Name of Trustee and/or Immediate Family Holding an Interest in the Entity Conducting Business with the Education Corporation and the Nature of the Interest | Steps Taken to Avoid Conflict of Interest |
|---|------------------------------|---|---|---|
| <p>None</p> <p><i>Please write "None" if applicable. Do not leave this space blank.</i></p> |                              |   |   |   |

  
 \_\_\_\_\_  
 Signature

6/14/17  
 \_\_\_\_\_  
 Date



FOR INSTITUTE USE ONLY  
 FILING FOR SCHOOL YEAR: \_\_\_\_\_  
 DATE RECEIVED: \_\_\_\_\_

**DISCLOSURE OF FINANCIAL INTEREST  
 BY A NOT-FOR-PROFIT CHARTER SCHOOL  
 EDUCATION CORPORATION TRUSTEE**

- Name of education corporation: Amber Charter School
- Trustee's name (print): Ann Wiener
- Position(s) on board, if any: (e.g., chair, treasurer, committee chair, etc.): \_\_\_\_\_

- Home address: \_\_\_\_\_
- Business Address: \_\_\_\_\_
- Daytime phone: \_\_\_\_\_
- E-mail: \_\_\_\_\_

8. Is Trustee an employee of the education corporation? \_\_\_ Yes.  No. If you checked yes, please provide a description of the position you hold, your salary and your start date.

9. Identify each interest/transaction (and provide the requested information) that you or any of your immediate family members have held or engaged in with the education corporation during the prior school year. If there has been no such financial interest or transaction, please write "None." Please note that if you answered yes to Question 8, you need not disclose again your employment status, salary, etc.

| Date(s)  | Nature of Financial Interest/Transaction | Steps Taken to Avoid a Conflict of Interest, (e.g., did not vote, did not participate in discussion) | Identity of Person Holding Interest or Engaging in Transaction (e.g., you and/or immediate family member (name)) |
|--|--|--|--|
| <i>Please write "None" if applicable. Do not leave this space blank.</i> |  |  |  |

10. Identify each individual, business, corporation, union association, firm, partnership, committee proprietorship, franchise holding company, joint stock company, business or real estate trust, non-profit organization, or other organization or group of people doing business with the education corporation *and* in which such entity, during the preceding school year (July 1 – June 30), you and/or your immediate family member(s) had a financial interest or other relationship. If you are a member, director, officer or employee of an organization formally partnered with the education corporation that is doing business with the education corporation through a management or services agreement, you need not list every transaction between such entity and the education corporation that is pursuant to such agreement; rather, please identify only the name of the entity, your position in the entity as well as the relationship between such entity and the education corporation. If there was no financial interest, please write "None."

| Entity Conducting Business with the Education Corporation                | Nature of Business Conducted | Approximate Value of the Business Conducted | Name of Trustee and/or Immediate Family Holding an Interest in the Entity Conducting Business with the Education Corporation and the Nature of the Interest | Steps Taken to Avoid Conflict of Interest |
|--|------------------------------|---|---|---|
| None   | None                         | None  | None  | None                                      |
| <i>Please write "None" if applicable. Do not leave this space blank.</i> |                              |   |   |   |

Ann Wiener  
Signature

June 14, 2017  
Date



**DISCLOSURE OF FINANCIAL INTEREST  
BY A NOT-FOR-PROFIT CHARTER SCHOOL  
EDUCATION CORPORATION TRUSTEE**

1. Name of education corporation: Amber Charter School
2. Trustee's name (print): Amador Centeno
3. Position(s) on board, if any: (e.g., chair, treasurer, committee chair, etc.): \_\_\_\_\_  
Chair, Facilities Committee
4. Home address: \_\_\_\_\_
5. Business Address: \_\_\_\_\_
6. Daytime phone: \_\_\_\_\_
7. E-mail: \_\_\_\_\_
8. Is Trustee an employee of the education corporation?  Yes.  No. If you checked yes, please provide a description of the position you hold, your salary and your start date.

9. Identify each interest/transaction (and provide the requested information) that you or any of your immediate family members have held or engaged in with the education corporation during the prior school year. If there has been no such financial interest or transaction, please write "None." Please note that if you answered yes to Question 8, you need not disclose again your employment status, salary, etc.

| Date(s)  | Nature of Financial Interest/Transaction | Steps Taken to Avoid a Conflict of Interest, (e.g., did not vote, did not participate in discussion) | Identity of Person Holding Interest or Engaging in Transaction (e.g., you and/or immediate family member (name)) |
|--|--|--|--|
|  | None                                     | None   | None   |
| <i>Please write "None" if applicable. Do not leave this space blank.</i> |  |  |  |

10. Identify each individual, business, corporation, union association, firm, partnership, committee proprietorship, franchise holding company, joint stock company, business or real estate trust, non-profit organization, or other organization or group of people doing business with the education corporation *and* in which such entity, during the preceding school year (July 1 – June 30), you and/or your immediate family member(s) had a financial interest or other relationship. If you are a member, director, officer or employee of an organization formally partnered with the education corporation that is doing business with the education corporation through a management or services agreement, you need not list every transaction between such entity and the education corporation that is pursuant to such agreement; rather, please identify only the name of the entity, your position in the entity as well as the relationship between such entity and the education corporation. If there was no financial interest, please write "None."

| Entity Conducting Business with the Education Corporation                | Nature of Business Conducted | Approximate Value of the Business Conducted | Name of Trustee and/or Immediate Family Holding an Interest in the Entity Conducting Business with the Education Corporation and the Nature of the Interest | Steps Taken to Avoid Conflict of Interest |
|--|------------------------------|---|---|---|
| None   | None                         | None  | None  |   |
| <i>Please write "None" if applicable. Do not leave this space blank.</i> |                              |   |   |   |

Amador  
Signature

6/14/17  
Date



**DISCLOSURE OF FINANCIAL INTEREST  
BY A NOT-FOR-PROFIT CHARTER SCHOOL  
EDUCATION CORPORATION TRUSTEE**

1. Name of education corporation: Amber Charter
2. Trustee's name (print): Charita Frazer
3. Position(s) on board, if any: (e.g., chair, treasurer, committee chair, etc.): \_\_\_\_\_

4. Home address: \_\_\_\_\_

5. Business Address: \_\_\_\_\_

6. Daytime phone: \_\_\_\_\_

7. E-mail: \_\_\_\_\_

8. Is Trustee an employee of the education corporation? \_\_\_ Yes.  No. If you checked yes, please provide a description of the position you hold, your salary and your start date.

9. Identify each interest/transaction (and provide the requested information) that you or any of your immediate family members have held or engaged in with the education corporation during the prior school year. If there has been no such financial interest or transaction, please write "None." Please note that if you answered yes to Question 8, you need not disclose again your employment status, salary, etc.

| Date(s)   | Nature of Financial Interest/Transaction | Steps Taken to Avoid a Conflict of Interest, (e.g., did not vote, did not participate in discussion) | Identity of Person Holding Interest or Engaging in Transaction (e.g., you and/or immediate family member (name)) |
|---|--|--|--|
| <p><i>Please write "None" if applicable. Do not leave this space blank.</i></p> |  |  |  |

10. Identify each individual, business, corporation, union association, firm, partnership, committee proprietorship, franchise holding company, joint stock company, business or real estate trust, non-profit organization, or other organization or group of people doing business with the education corporation *and* in which such entity, during the preceding school year (July 1 – June 30), you and/or your immediate family member(s) had a financial interest or other relationship. If you are a member, director, officer or employee of an organization formally partnered with the education corporation that is doing business with the education corporation through a management or services agreement, you need not list every transaction between such entity and the education corporation that is pursuant to such agreement; rather, please identify only the name of the entity, your position in the entity as well as the relationship between such entity and the education corporation. If there was no financial interest, please write "None."

| Entity Conducting Business with the Education Corporation                       | Nature of Business Conducted | Approximate Value of the Business Conducted | Name of Trustee and/or Immediate Family Holding an Interest in the Entity Conducting Business with the Education Corporation and the Nature of the Interest | Steps Taken to Avoid Conflict of Interest |
|---|------------------------------|---|---|---|
| <p><i>Please write "None" if applicable. Do not leave this space blank.</i></p> |                              |   |   |   |

  
 \_\_\_\_\_  
 Signature

*6/29/17*  
 \_\_\_\_\_  
 Date



**DISCLOSURE OF FINANCIAL INTEREST  
BY A NOT-FOR-PROFIT CHARTER SCHOOL  
EDUCATION CORPORATION TRUSTEE**

1. Name of education corporation: Amber Charter School
2. Trustee's name (print): Ivey Mellman
3. Position(s) on board, if any: (e.g., chair, treasurer, committee chair, etc.): trustee

4. Home address: [REDACTED]
5. Business Address: [REDACTED]
6. Daytime phone: [REDACTED]
7. E-mail: [REDACTED]


8. Is Trustee an employee of the education corporation?  Yes.  No. If you checked yes, please provide a description of the position you hold, your salary and your start date.  
teacher, 9/1/12 [REDACTED]

9. Identify each interest/transaction (and provide the requested information) that you or any of your immediate family members have held or engaged in with the education corporation during the prior school year. If there has been no such financial interest or transaction, please write "None." Please note that if you answered yes to Question 8, you need not disclose again your employment status, salary, etc.

| Date(s)  | Nature of Financial Interest/Transaction | Steps Taken to Avoid a Conflict of Interest, (e.g., did not vote, did not participate in discussion) | Identity of Person Holding Interest or Engaging in Transaction (e.g., you and/or immediate family member (name)) |
|--|--|--|--|
| None   |  |  |  |
| <i>Please write "None" if applicable. Do not leave this space blank.</i> |  |  |  |

10. Identify each individual, business, corporation, union association, firm, partnership, committee proprietorship, franchise holding company, joint stock company, business or real estate trust, non-profit organization, or other organization or group of people doing business with the education corporation *and* in which such entity, during the preceding school year (July 1 – June 30), you and/or your immediate family member(s) had a financial interest or other relationship. If you are a member, director, officer or employee of an organization formally partnered with the education corporation that is doing business with the education corporation through a management or services agreement, you need not list every transaction between such entity and the education corporation that is pursuant to such agreement; rather, please identify only the name of the entity, your position in the entity as well as the relationship between such entity and the education corporation. If there was no financial interest, please write "None."





| Entity Conducting Business with the Education Corporation   | Nature of Business Conducted | Approximate Value of the Business Conducted | Name of Trustee and/or Immediate Family Holding an Interest in the Entity Conducting Business with the Education Corporation and the Nature of the Interest | Steps Taken to Avoid Conflict of Interest |
|---|------------------------------|---|---|---|
| <p style="text-align: center;"><i>Please write "None" if applicable. Do not leave this space blank.</i></p> |                              |   |   |   |

  
 \_\_\_\_\_  
**Signature**


6/30/17  
 \_\_\_\_\_  
**Date**



**DISCLOSURE OF FINANCIAL INTEREST  
BY A NOT-FOR-PROFIT CHARTER SCHOOL  
EDUCATION CORPORATION TRUSTEE**

- Name of education corporation: Amber Charter School
- Trustee's name (print): Francis B. Polanco
- Position(s) on board, if any: (e.g., chair, treasurer, committee chair, etc.):  
Parents Rep.
- Home address: 
- Business Address: 
- Daytime phone: 
- E-mail: 
- Is Trustee an employee of the education corporation? \_\_\_ Yes.  No. If you checked yes, please provide a description of the position you hold, your salary and your start date.

9. Identify each interest/transaction (and provide the requested information) that you or any of your immediate family members have held or engaged in with the education corporation during the prior school year. If there has been no such financial interest or transaction, please write "None." Please note that if you answered yes to Question 8, you need not disclose again your employment status, salary, etc.

| Date(s)  | Nature of Financial Interest/Transaction | Steps Taken to Avoid a Conflict of Interest, (e.g., did not vote, did not participate in discussion) | Identity of Person Holding Interest or Engaging in Transaction (e.g., you and/or immediate family member (name)) |
|--|--|--|--|
| <br><i>Please write "None" if applicable. Do not leave this space blank.</i> |  |  |  |



10. Identify each individual, business, corporation, union association, firm, partnership, committee proprietorship, franchise holding company, joint stock company, business or real estate trust, non-profit organization, or other organization or group of people doing business with the education corporation *and* in which such entity, during the preceding school year (July 1 – June 30), you and/or your immediate family member(s) had a financial interest or other relationship. If you are a member, director, officer or employee of an organization formally partnered with the education corporation that is doing business with the education corporation through a management or services agreement, you need not list every transaction between such entity and the education corporation that is pursuant to such agreement; rather, please identify only the name of the entity, your position in the entity as well as the relationship between such entity and the education corporation. If there was no financial interest, please write "None."

| Entity Conducting Business with the Education Corporation  | Nature of Business Conducted | Approximate Value of the Business Conducted | Name of Trustee and/or Immediate Family Holding an Interest in the Entity Conducting Business with the Education Corporation and the Nature of the Interest | Steps Taken to Avoid Conflict of Interest |
|--|------------------------------|---|---|---|
| <p>Please write "None" if applicable. Do not leave this space blank.</p> <p style="font-size: 2em; font-family: cursive;">None</p> |                              |   |   |   |

Francis B. Polanco  
**Signature**

6/7/17  
**Date**





# Entry 9 BOT Table

Created: 07/25/2017 • Last updated: 07/27/2017

(tab across or use scroll bar at bottom of table)

## 1. Current Board Member Information

|   | Trustee Name    | Email Addresses | Position on the Board      | Committee Affiliations   | Voting Member Per By Laws? (Y/N) | Area of Expertise, and/or Additional Role at School (parent, staff member, etc.) | Number of Terms Served and Length of Each (Include election date and term expiration) | Number of Board Mtgs Attended during 2016-17? |
|---|-----------------|-----------------|----------------------------|--|----------------------------------|--|---|---|
| 1 | Soledad Hiciano | [REDACTED]      | Chair/ Board President     | Executive Committee, Finance Committee, Education Committee, Facilities Committee, Finance Committee | Yes                              | Non for Profit Management  | 17  | 10  |
| 2 | Ann Wiener      | [REDACTED]      | Vice Chair/ Vice President | Executive Committee, Education   | Yes                              | Education  | 5   | 9   |

|   |                          |  |                          |   |     |  |     |              |
|---|--------------------------|--|--------------------------|---|-----|--|-----|--------------|
|   |                          |  | nt                       | Commi<br>ttee   |     |  |     |              |
| 3 | Frank Aldridge           |  | Treasurer                | Execut<br>ive<br>Commi<br>ttee,<br>Financ<br>e  | Yes | Financ<br>e  | 5   | 7            |
| 4 | John Gutierrez           |  | Secret<br>ary            | Execut<br>ive<br>Commi<br>ttee,<br>Educat<br>ion  | Yes | Educat<br>ion  | 2   | 8            |
| 5 | Vasthi Acosta            |  | Truste<br>e/Mem<br>ber   | Execut<br>ive<br>Commi<br>ttee,<br>Financ<br>e<br>Commi<br>ttee,<br>Educat<br>ion<br>Commi<br>ttee,<br>Faciliti<br>es<br>Commi<br>ttee,<br>Financ<br>e<br>Commi<br>ttee | No  | Educat<br>ion,<br>Govern<br>ance,<br>Execut<br>ive<br>Directo<br>r | 3   | 11           |
| 6 | Amador Centeno           |  | Treasurer                | Faciliti<br>es<br>Commi<br>ttee<br>Chair  | Yes | Faciliti<br>es<br>Manag<br>ement                                   | 1.5 | 9            |
| 7 | Chantal Frazier          |  | Parent<br>Representative | Develo<br>pment<br>Commi<br>ttee  | Yes | Admini<br>strator  | 0.5 | 5 or<br>less |
| 8 | Elena Goldberg Velazquez |  | Truste<br>e/Mem<br>ber   | Develo<br>pment<br>Commi<br>ttee  | Yes | Govern<br>ance,<br>Lawyer  | 1.5 | 7            |

|    | uez               | <a href="#">m</a> |                       | Chair  |     |                          |     |           |
|----|-------------------|-------------------|-----------------------|--|-----|--------------------------|-----|-----------|
| 9  | Beatriz Gonzalez  |                   | Treasurer             | Finance Committee                                | Yes | Finance                  | 1.5 | 9         |
| 10 | Anthony Harris    |                   | Trustee/Member        | Facilities Committee                             | Yes | Architecture             | 1.5 | 7         |
| 11 | Jenna Pantel      |                   | Trustee/Member        | Education Committee Chair, Development Committee | Yes | Special Education Lawyer | 5   | 7         |
| 12 | Francis Polanco   |                   | Parent Representative | Education Committee                              | Yes | Administration           | 0.2 | 5 or less |
| 13 | Juvane Bedminster |                   | Trustee/Member        | Education Committee                              | Yes | Education/Amber Teacher  | 0.7 | 6         |
| 14 | Ivey Mellman      |                   | Trustee/Member        | Education Committee                              | Yes | Education/Amber Teacher  | 2.1 | 5 or less |
| 15 |                   |                   |                       |  |     |                          |     |           |
| 16 |                   |                   |                       |  |     |                          |     |           |
| 17 |                   |                   |                       |  |     |                          |     |           |
| 18 |                   |                   |                       |  |     |                          |     |           |
| 19 |                   |                   |                       |  |     |                          |     |           |
| 20 |                   |                   |                       |  |     |                          |     |           |

**2. Total Number of Members on June 30, 2016** 11

**3. Total Number of Members Joining the Board 2016-17 School Year** 3

**4. Total Number of Members Departing the Board during the 2016-17 School Year** 3

**5. Number of Voting Members 2016-17, as set by the by-laws, resolution or minutes** 10

**6. Number of Board Meetings Conducted in the 2016-17 School Year** 11

**7. Number of Board Meetings Scheduled for the [2017-18](#) School Year** 11

**Thank you.**



# Entry 11 Enrollment and Retention of Special Populations

Created: 07/21/2017 • Last updated: 07/27/2017

---

## [Instructions for Reporting Enrollment and Retention Strategies](#)

Describe the efforts the charter school has made in 2016 2017 toward meeting targets to attract and retain enrollment of students with disabilities, English language learners, and students who are economically disadvantaged. In addition, describe the school's plans for meeting or making progress toward meeting its enrollment and retention targets in 2017 2018.

## Recruitment/Attraction Efforts Toward Meeting Targets

|                            | Describe Efforts Toward Meeting Recruitment Targets 2016 17)   | Describe Plans Toward Meeting Recruitment Targets 2017 18)   |
|----------------------------|--|--|
| Economically Disadvantaged | <ul style="list-style-type: none"> <li>• Efforts taken in 2016 2017: Enrollment Student recruitment efforts were focused in Amber’s communities’ which include East Harlem and Washington Heights, both low socioeconomic areas. Therefore, the majority of Amber’s applications are from families that are indigent or from low economic standing.</li> </ul>   | <ul style="list-style-type: none"> <li>• Efforts to be taken for 2017 2018: Enrollment Student recruitment continues to be focused on the local communities of Washington Heights, Inwood and Kingsbridge.</li> </ul>  |
| English Language Learners  | <ul style="list-style-type: none"> <li>• Efforts taken in 2016 2017: Enrollment During student recruitment, the flyers and application were translated into Spanish to attract this population to Amber. Recruitment ads were placed in the local weekly newspaper, Manhattan Times. Posters in English and Spanish were distributed throughout the community to local businesses, churches, community offices, and day cares centers. An electronic mailing with recruitment materials and applications was sent out to over 200 head start centers and day cares centers in Manhattan and the Bronx. The local housing projects were papered with flyers in the two languages by a street team.</li> </ul>                               | <ul style="list-style-type: none"> <li>• Efforts to be taken for 2017 2018: Enrollment During student recruitment the flyers and application were translated into Spanish to attract this population to Amber. Recruitment ads were in the local weekly newspaper, Manhattan Times. Posters in English and Spanish were distributed throughout the community to local businesses, churches, community offices, and day cares centers. A mailing with recruitment materials and applications was sent out to over 200 head start centers and day cares centers in Manhattan and the Bronx. The local housing projects were papered with flyers in all three languages by a street team. Amber participated in charter school fairs to extend the reach to more families.</li> </ul> |
| Students with Disabilities | <p>Students with disabilities:</p> <ul style="list-style-type: none"> <li>• Efforts taken in 2016 2017: Enrollment As in past years, during student recruitment the services that Amber provides for students with disabilities are publicized. Students that apply to Amber Charter School for admission to kindergarten and first grade who self identify as having an Individualized Education Plan [IEP] are given the same opportunities for admittance as other students. Once these students are chosen in the lottery they are asked to register. In 2016 17, 11 students registered for Kindergarten that had an IEP out of a cohort of 86 students. In first grade of the 46 students newly registered, 2 had an IEP.</li> </ul> | <ul style="list-style-type: none"> <li>• Efforts to be taken for 2017 2018: Enrollment During student recruitment the services and accommodations that Amber Charter School provides students with disabilities continue to be publicized for both schools, Amber and Amber II. Of the 131 students registered for the incoming kindergarten classes for Amber II, 19 were students with IEP’s, 15%. Of the 116 students registered for first grade, 9 were students with an IEP for Amber II, 8%. Of the 55 students registered for second grade, 9 were students with an IEP for Amber II, 16%.</li> </ul>   |

## Retention Efforts Toward Meeting Targets

|  |  |  |
|--|--|--|
|  |  |  |
|--|--|--|

|                            | Describe Efforts Toward Meeting Retention Targets 2016 17)  | Describe Plans Toward Meeting Retention Targets 2017 18)  |
|----------------------------|---|---|
| Economically Disadvantaged | <p>Retention</p> <p>With an 75% free and reduced lunch student population in 2016 17 for Amber II, it is clear that Amber retains this student population.</p>  | <p>Retention</p> <p>With 98% of the student population [not graduates] returning in 2017, we anticipate maintaining our retention of this population.</p>   |
| English Language Learners  | <p>Retention</p> <p>In the student registration for 2016 2017, 34 students were identified from the Home Language Survey [HLS] as English Language Learners [ELLs]. Thirty four students were tested with New York State Identification Test for English Language Learners (NYSITELL). Of the 34 tested, 14 students passed the NYSITELL, therefore 16 students were identified as ELLs. Ten new first graders registered were identified as ELLs.</p> <p>Amber II has 21% of its student population identified as ELL's, 26 students in grades kindergarten to first. One student moved and was discharged from the program. The breakdown per grades:</p> <p>Grade # ELL students<br/>KDG 15<br/>1st 10</p> <p>Most Amber ELL students pass the NYSESLAT in second grade or before. There is a staff member assigned to oversee the assessment of ELLs and assignment to English as a New Language (ENL) instruction. Select faculty members are sent to outside professional development on teaching ELLs as part of the ELL Consortium. During every benchmark assessment the progress of ELLs is monitored by administration and teachers and reported to the Board. During State testing ELLs are given testing accommodations.</p> | <p>Retention</p> <p>In the student registration for 2017 18, 46 students were identified from the Home Language Survey [HLS] as possible ELLs for Amber Kingsbridge. These students will be tested in September to confirm if they are ELLs. The ELLs will be provided with pull out ENL instruction as well as other intervention services as needed. Their progress will be monitored through their performance on benchmark and formative assessments. All efforts made during 2016 17 will also be made in the new school year.</p> |
| Students with              | <p>Retention</p> <p>Amber Charter School II has 11% of its student population identified as students with disabilities, out of a total 118 students in grades kindergarten to first. During the school year, 10 students were referred for an evaluation; 7 are currently in process. The breakdown per grades:</p> <p>Grade # students with IEP's<br/>KDG 8</p>  | <p>Retention</p> <p>Amber will continue to serve all of its students with disabilities population and retain a high percentage. In addition, other</p>  |

Disabilities

1st 5

Amber has a good history of retaining students with disabilities, as well as identifying new students that may need special services and accommodations and acquiring them. During the school year, for every benchmark assessment the progress of students with disabilities was monitored by administration, teachers and reported to the Board.

students may be identified in need of special services and accommodations and these students and families will be ushered through the referral process by Amber staff.



# Entry 12 Classroom Teacher and Administrator Attrition

Created: 07/27/2017 • Last updated: 08/01/2017

Report changes in teacher and administrator staffing.

## Instructions for completing the Classroom Teacher and Administrator Attrition Tables

Charter schools must complete the two tables named 2016-2017 Classroom Teacher and Administrator Attrition to report changes in teacher and administrator staffing in 2016-2017. Please provide the full time equivalent (FTE) of staff on June 30, 2016; the FTE for any departed staff from July 1, 2016 through June 30, 2017; the FTE for added staff from July 1, 2016 through June 30, 2017; and the FTE of staff added in newly created positions from July 1, 2016 through June 30, 2017 using the two tables provided.

### Classroom Teacher Attrition Table

|  | FTE Classroom Teachers on June 30, 2016 | FTE Classroom Teachers Departed 7/1/16 6/30/17 | FTE Classroom Teachers Filling Vacant Positions 7/1/16 6/30/17 | FTE Classroom Teachers Added in New Positions 7/1/16 6/30/17 | FTE of Classroom Teachers on June 30, 2017 |
|--|---|--|--|--|--|
|  | 0                                       | 0  | 0  | 6  | 6  |

### Administrator Position Attrition Table

|  | FTE Administrative Positions on June 30, 2016 | FTE Administrators Departed 7/1/16 6/30/17 | FTE Administrators Filling Vacant Positions 7/1/16 6/30/17 | FTE Administrators Added in New Positions 7/1/16 6/30/17 | FTE Administrative Positions on June 30, 2017 |
|--|---|--|--|--|---|
|  | 0   | 0  | 0  | 4  | 4   |

Thank you



# September 2017 (United States)

October 2017

| S  | M  | T  | W  | T  | F  | S  |
|----|----|----|----|----|----|----|
|    | 2  | 3  | 4  | 5  | 6  |    |
| 8  | 9  | 10 | 11 | 12 | 13 | 14 |
| 15 | 16 | 17 | 18 | 19 | 20 | 21 |
| 22 | 23 | 24 | 25 | 26 | 27 | 28 |
| 29 | 30 | 31 |    |    |    |    |

| Sun | Mon   | Tue  | Wed  | Thu   | Fri                               | Sat   |
|-----|---|--|--|---|-----------------------------------|---|
| 27  | 28  | 29 ☾ 1st Quarter   | 30   | 31  | 1                                 | 2   |
| 3   | 4 <b>Labor Day</b><br>No Classes                                      | 5 <b>1<sup>ST</sup> Day of School</b><br>Kinder ½ day<br>No bus service<br>Boo-hoo B-fast EH<br>NYSITELL Begins EH | 6 ☽ Full Moon<br>No bus service<br>Staff Meeting<br>Back to school night<br>3-5 EH | 7 <b>Cabinet</b><br>Education<br>Committee<br>Back to school night EH & KB<br>K-2 | 8                                 | 9   |
| 10  | 11<br>After School starts EH<br><br>Map Testing 3-5 EH                | 12<br><br>Map Testing 3-5 EH   | 13 ☽ 3rd Quarter<br>BOARD Meeting<br><br>Map Testing 3-5 EH                        | 14<br><br>Map Testing 3-5 EH  | 15<br><br>Map Testing 3-5 EH      | 16  |
| 17  | 18<br><br>Map Testing K-2 EH<br>Map Testing K-2 KB<br>NYSITEL Ends EH | 19<br><br>Map Testing K-2 EH<br>Map Testing K-2 KB   | 20 ● New Moon<br><br>Map Testing K-2 EH<br>Map Testing K-2 KB                      | 21 <b>Cabinet</b><br>No bus service<br>Map Testing K-2 EH<br>Map Testing K-2 KB   | 22 Rosh<br>Hashanah<br>No Classes | 23<br><b>Note: We need to add:</b><br>Baseline science, social<br>studies and specialists |
| 24  | 25<br>Makeup Map EH & KB  | 26<br>Finance<br>Committee<br>Science/SS Baselines KB  | 27 ☾ 1st Quarter<br>Facilities<br>Committee<br>Science/SS Baselines KB             | 28<br>Opening Ceremony<br>for Kingsbridge   | 29<br>Dress Down Day              | 30  |



# October 2017 (United States)

November 2017

| S  | M  | T  | W  | T  | F  | S  |
|----|----|----|----|----|----|----|
|    |    |    | 1  | 2  | 3  | 4  |
| 5  | 6  | 7  | 8  | 9  | 10 | 11 |
| 12 | 13 | 14 | 15 | 16 | 17 | 18 |
| 19 | 20 | 21 | 22 | 23 | 24 | 25 |
| 26 | 27 | 28 | 29 | 30 |    |    |

| Sun | Mon  | Tue   | Wed   | Thu   | Fri  | Sat           |
|-----|--|---|---|---|--|---------------|
| 1   | 2<br>Specialists Baselines<br>DRA 1 <sup>ST</sup> & 2 <sup>ND</sup> KB & EH    | 3<br>KB Development<br>Committee<br>DRA 1 <sup>ST</sup> & 2 <sup>ND</sup> KB & EH<br>Specialists Baselines KB | 4<br>Staff Meeting<br>Specialists Baselines KB<br>DRA 1 <sup>ST</sup> & 2 <sup>ND</sup> KB & EH<br>BEDS day | 5 ☉ Full Moon<br>Education<br>Specialists Baselines KB<br>DRA 1 <sup>ST</sup> & 2 <sup>ND</sup> KB & EH<br><u>Cabinet</u><br>Specialists Baselines KB | 6<br>Specialists Baselines KB<br>DRA 1 <sup>ST</sup> & 2 <sup>ND</sup> KB & EH | 7             |
| 8   | 9 <span style="color: red;">Columbus Day</span><br>School Closed<br>No Classes | 10  | 11<br>BOARD<br>Meeting  | 12 ☾ 3rd Quarter  | 13   | 14            |
| 15  | 16   | 17<br>Assembly KB   | 18  | 19 ☀ New Moon<br><u>Cabinet</u>   | 20   | 21            |
| 22  | 23   | 24<br>Finance Committee<br>Assembly EH  | 25<br>Facilities<br>Committee   | 26  | 27 ☾ 1st Quarter<br>Dress Down Day   | 28            |
| 29  | 30   | 31 <span style="color: gray;">Halloween</span>  | 1   | 2   | 3  | 4 ☉ Full Moon |



# November 2017 (United States)

December 2017

| S  | M  | T  | W  | T  | F  | S  |
|----|----|----|----|----|----|----|
|    |    |    |    |    | 1  | 2  |
| 3  | 4  | 5  | 6  | 7  | 8  | 9  |
| 10 | 11 | 12 | 13 | 14 | 15 | 16 |
| 17 | 18 | 19 | 20 | 21 | 22 | 23 |
| 24 | 25 | 26 | 27 | 28 | 29 | 30 |
| 31 |    |    |    |    |    |    |

| Sun              | Mon                      | Tue                                  | Wed                           | Thu   | Fri   | Sat             |
|------------------|--------------------------|--------------------------------------|-------------------------------|---|---|-----------------|
| 29               | 30                       | 31 Halloween                         | 1<br>Staff Meeting            | 2<br><u>Cabinet</u><br>Education<br>Committee | 3   | 4 ☉ Full Moon   |
| 5                | 6                        | 7<br><br>Development<br>Committee    | 8<br>BOARD<br>Meeting         | 9<br>1 <sup>ST</sup> Trimester Ends           | 10 Veterans Day<br>(observed)<br>☾ 3rd Quarter<br>No Classes<br>School Closed | 11 Veterans Day |
| 12               | 13                       | 14                                   | 15                            | 16 <u>Cabinet</u>                             | 17<br>Dress Down Day  | 18 ☀ New Moon   |
| 19               | 20<br>Evening PTC-EH 4-7 | 21<br>PTC ½ Day<br>Read Aloud Day KB | 22                            | 23 Thanksgiving Day<br>No Classes             | 24<br>No Classes<br>School Closed   | 25              |
| 26 ☾ 1st Quarter | 27                       | 28<br>Finance<br>Committee           | 29<br>Facilities<br>Committee | 30  | 1   | 2               |



# December 2017 (United States)

January 2018

| S  | M  | T  | W  | T  | F  | S  |
|----|----|----|----|----|----|----|
|    | 1  | 2  | 3  | 4  | 5  | 6  |
| 7  | 8  | 9  | 10 | 11 | 12 | 13 |
| 14 | 15 | 16 | 17 | 18 | 19 | 20 |
| 21 | 22 | 23 | 24 | 25 | 26 | 27 |
| 28 | 29 | 30 | 31 |    |    |    |

| Sun               | Mon  | Tue  | Wed   | Thu   | Fri  | Sat |
|-------------------|--|--|---|---|--|-----|
| 26 ☾ 1st Quarter  | 27   | 28   | 29  | 30  | 1  | 2   |
| 3 ☽ Full Moon     | 4<br>Map Testing 3-5 EH                                | 5<br>Development Committee<br>Map Testing 3-5 EH             | 6<br>Winter Family Celebration<br>Staff Meeting<br>Map Testing 3-5 EH | 7 <u>Cabinet</u><br>Education Committee<br>Map Testing 3-5 EH         | 8<br>Map Testing 3-5 EH                        | 9   |
| 10 ☾ 3rd Quarter  | 11<br>Map Testing K-2 EH<br>Map Testing K-2 KB         | 12<br>Map Testing K-2 EH<br>Map Testing K-2 K<br>Assembly KB | 13<br>BOARD Meeting<br>Map Testing K-2 EH<br>Map Testing K-2 KB       | 14<br>Map Testing K-2 EH<br>Map Testing K-2 KB<br>Holiday Staff Party | 15<br>Map Testing K-2 EH<br>Map Testing K-2 KB | 16  |
| 17                | 18 ● New Moon  | 19<br>Finance Committee<br>Assembly EH                       | 20<br>Facilities Committee  | 21 <u>Cabinet</u>   | 22<br>Dress Down Day                           | 23  |
| 24 Christmas Eve  | 25 <b>Christmas Day</b><br>No Classes<br>School Closed | 26 ☽ 1st Quarter<br>No Classes<br>School Closed              | 27<br>No Classes<br>School Closed                                     | 28<br>No Classes<br>School Closed                                     | 29<br>No Classes<br>School Closed              | 30  |
| 31 New Year's Eve | 1 <b>New Year's Day</b><br>☽ Full Moon                 | 2  | 3   | 4   | 5  | 6   |



# January 2018 (United States)

February 2018

| S  | M  | T  | W  | T  | F  | S  |
|----|----|----|----|----|----|----|
|    |    |    |    | 1  | 2  |    |
| 4  | 5  | 6  | 7  | 8  | 9  | 10 |
| 11 | 12 | 13 | 14 | 15 | 16 | 17 |
| 18 | 19 | 20 | 21 | 22 | 23 | 24 |
| 25 | 26 | 27 | 28 |    |    |    |

| Sun               | Mon   | Tue  | Wed                                       | Thu                             | Fri                             | Sat                                 |
|-------------------|---|--|---|---------------------------------|---------------------------------|-------------------------------------|
| 31 New Year's Eve | 1 <b>New Year's Day</b><br>○ Full Moon<br><br>No Classes<br>School Closed | 2<br><br>Back to school<br>Development<br>Committee? | 3<br><br>Staff Meeting                    | 4<br><br>Education<br>Committee | 5<br><br>Three Kings Day Parade | 6<br><br>Saturday Academy<br>Begins |
| 7                 | 8 DRA K-2<br>After School tutoring starts                                 | 9 DRA K-2  | 10 Board Meeting<br>DRA K-2               | 11 DRA K-2                      | 12 DRA K-2                      | 13                                  |
| 14                | 15 <b>Martin Luther King Jr. Day</b><br><br>No Classes<br>School Closed   | 16 <b>New Moon</b>                                   | 17<br><br>Spelling Bee KB                 | 18<br><br>Spelling Bee KB       | 19<br><br>Spelling Bee KB       | 20                                  |
| 21                | 22  | 23 Open House KB                                     | 24 ☾ 1st Quarter                          | 25                              | 26<br>Dress Down Day            | 27                                  |
| 28                | 29  | 30<br>Finance<br>Committee<br>Open House EH          | 31 ○ Full Moon<br>Facilities<br>Committee | 1                               | 2                               | 3                                   |



# February 2018 (United States)

March 2018

| S  | M  | T  | W  | T  | F  | S  |
|----|----|----|----|----|----|----|
|    |    |    |    | 1  | 2  |    |
| 4  | 5  | 6  | 7  | 8  | 9  | 10 |
| 11 | 12 | 13 | 14 | 15 | 16 | 17 |
| 18 | 19 | 20 | 21 | 22 | 23 | 24 |
| 25 | 26 | 27 | 28 | 29 | 30 | 31 |

| Sun | Mon  | Tue   | Wed   | Thu   | Fri  | Sat |
|-----|--|---|---|---|--|-----|
| 28  | 29   | 30  | 31 <small>Full Moon</small>   | 1<br>Education Committee                          | 2  | 3   |
| 4   | 5  | 6<br>Development Committee<br>Advocacy Day  | 7 <small>3rd Quarter</small><br>Staff Meeting                         | 8   | 9<br>Pep Rally   | 10  |
| 11  | 12<br>Spirit Week  | 13<br>Spirit Week   | 14 <small>Valentine's Day</small><br>BOARD Meeting<br><br>Spirit Week | 15 <small>New Moon</small><br>Spirit Week         | 16<br>Spirit Week<br>No Bus Service<br>Dress Down Day                        | 17  |
| 18  | 19 <small>Presidents' Day</small><br>Winter Break<br>No Classes<br>School Closed | 20<br>Winter Break<br>No Classes<br>School Closed   | 21<br>Winter Break<br>No Classes<br>School Closed                     | 22<br>Winter Break<br>No Classes<br>School Closed | 23 <small>1st Quarter</small><br>Winter Break<br>No Classes<br>School Closed | 24  |
| 25  | 26   | 27<br>Assembly<br>Finance Committee<br>Open House KB & EH<br>End of 2 <sup>nd</sup> Trimester | 28<br>Facilities Committee  | 1 <small>Full Moon</small>                        | 2  | 3   |



# March 2018 (United States)

April 2018

| S  | M  | T  | W  | T  | F  | S  |
|----|----|----|----|----|----|----|
|    | 2  | 3  | 4  | 5  | 6  |    |
| 8  | 9  | 10 | 11 | 12 | 13 | 14 |
| 15 | 16 | 17 | 18 | 19 | 20 | 21 |
| 22 | 23 | 24 | 25 | 26 | 27 | 28 |
| 29 | 30 |    |    |    |    |    |

| Sun | Mon  | Tue  | Wed  | Thu  | Fri  | Sat              |
|-----|--|--|--|--|--|------------------|
| 25  | 26   | 27<br>End of 2 <sup>nd</sup> Trimester                             | 28   | 1 ☉ Full Moon<br>Education Committee           | 2  | 3                |
| 4   | 5  | 6<br>Development Committee   | 7<br>PTC Evening EH Staff Meeting              | 8<br>PTC Day ½ day Report Card Day             | 9 ☾ 3rd Quarter  | 10               |
| 11  | 12<br>MAP EH 3-5                               | 13<br>MAP EH 3-5   | 14<br>BOARD Meeting<br>MAP EH 3-5              | 15<br>MAP EH 3-5                               | 16<br>MAP EH 3-5   | 17 ● New Moon    |
| 18  | 19<br>Map Testing K-2 EH<br>Map Testing K-2 KB | 20<br>Map Testing K-2 EH<br>Map Testing K-2 KB<br>Open House EH/KB | 21<br>Map Testing K-2 EH<br>Map Testing K-2 KB | 22<br>Map Testing K-2 EH<br>Map Testing K-2 KB | 23<br>Map Testing K-2 EH<br>Map Testing K-2 KB<br>Dress Down Day | 24 ☽ 1st Quarter |
| 25  | 26   | 27<br>Finance Committee  | 28<br>Facilities Committee                     | 29   | 30<br>Spring Break<br>No Classes                                 | 31 ☉ Full Moon   |



# April 2018 (United States)

May 2018

| S  | M  | T  | W  | T  | F  | S  |
|----|----|----|----|----|----|----|
|    |    | 1  | 2  | 3  | 4  |    |
| 6  | 7  | 8  | 9  | 10 | 11 | 12 |
| 13 | 14 | 15 | 16 | 17 | 18 | 19 |
| 20 | 21 | 22 | 23 | 24 | 25 | 26 |
| 27 | 28 | 29 | 30 | 31 |    |    |

| Sun             | Mon  | Tue                          | Wed   | Thu                          | Fri  | Sat                           |
|-----------------|--|------------------------------|---|------------------------------|--|-------------------------------|
| 1 Easter Sunday | 2 Spring Break<br>No Classes                 | 3 Spring Break<br>No Classes | 4 Spring Break<br>No Classes<br>Staff Meeting | 5 Spring Break<br>No Classes | 6 Spring Break<br>No Classes                     | 7                             |
| 8 3rd Quarter   | 9 NYSESLAT<br>(5/18)<br>Application Deadline | 10 Development<br>Committee  | 11 NYS ELA                                    | 12 NYS ELA<br>Education      | 13 Thomas Jefferson's<br>Birthday<br>NYS ELA Com | 14                            |
| 15 New Moon     | 16 LOTTERY                                   | 17 Assembly EH & KB          | 18 BOARD<br>Meeting                           | 19                           | 20 SST Retreat<br>Swimming Starts                | 21<br>SST<br>Retreat          |
| 22 1st Quarter  | 23   | 24 Finance Committee         | 25 Facilities Committee                       | 26                           | 27 Dress Down Day                                | 28<br>Registration<br>EH & KB |
| 29 Full Moon    | 30   | 1                            | 2   | 3                            | 4  | 5                             |



# May 2018 (United States)

June 2018

| S  | M  | T  | W  | T  | F  | S  |
|----|----|----|----|----|----|----|
|    |    |    |    |    | 1  | 9  |
| 3  | 4  | 5  | 6  | 7  | 8  | 9  |
| 10 | 11 | 12 | 13 | 14 | 15 | 16 |
| 17 | 18 | 19 | 20 | 21 | 22 | 23 |
| 24 | 25 | 26 | 27 | 28 | 29 | 30 |

| Sun                            | Mon   | Tue   | Wed   | Thu  | Fri   | Sat              |
|--------------------------------|---|---|---|--|---|------------------|
| 29 <small>Full Moon</small>    | 30  | 1<br>NYS Math<br><br>Development Committee        | 2<br>NYS Math Staff Meeting   | 3<br>NYS Math<br><br>Education Committee   | 4   | 5<br>EH Retreat  |
| 6                              | 7 <small>3rd Quarter</small><br>NYSESLAT (5/18)<br>Registration EH & KB | 8   | 9<br>BOARD Meeting  | 10<br>Staff Appreciation                   | 11<br>Staff Appreciation                          | 12               |
| 13 <small>Mother's Day</small> | 14<br>Terra Nova EH 3-5<br>Registration EH/KB<br>Optional               | 15 <small>New Moon</small><br>Terra Nova EH 3-5   | 16<br>Terra Nova EH 3-5<br>Registration EH-KB 5-7                         | 17<br>Terra Nova EH 3-5                    | 18<br>Dress Down Day<br>Terra Nova EH 3-5         | 19<br>KB Retreat |
| 20                             | 21 <small>1st Quarter</small><br>Terra Nova EH & KB K-2                 | 22<br>Terra Nova EH & KB K-2<br>Finance Committee | 23<br>NYS Science (6/1)<br>Terra Nova EH & KB K-2<br>Facilities Committee | 24<br>Terra Nova EH & KB K-2               | 25<br>Amber Service Day<br>Terra Nova EH & KB K-2 | 26               |
| 27                             | 28 <small>Memorial Day</small><br>No Classes<br>School Closed           | 29 <small>Full Moon</small><br>DRA K-2 KB/EH      | 30<br>DRA K-2 KB/EH   | 31<br>Spring Family Event<br>DRA K-2 KB/EH | 1   | 2                |



# June 2018 (United States)

July 2018

| S  | M  | T  | W  | T  | F  | S  |
|----|----|----|----|----|----|----|
| 1  | 2  | 3  | 4  | 5  | 6  | 7  |
| 8  | 9  | 10 | 11 | 12 | 13 | 14 |
| 15 | 16 | 17 | 18 | 19 | 20 | 21 |
| 22 | 23 | 24 | 25 | 26 | 27 | 28 |
| 29 | 30 | 31 |    |    |    |    |

| Sun                    | Mon   | Tue                                       | Wed   | Thu                                  | Fri                                    | Sat   |
|------------------------|---|---|---|--------------------------------------|--|---|
| 27                     | 28 <i>Memorial Day</i>                        | 29 <i>Full Moon</i>                       | 30  | 31                                   | 1<br>DRA K-2 KB/EH                     | 2<br>EH Retreat   |
| 3                      | 4<br>NYS Science Career Week                  | 5<br>Development Committee Career Week    | 6 <i>3rd Quarter</i><br>Middle School Fair Career Week Staff Meeting    | 7<br>Education Committee Career Week | 8<br>Swim Program Finishes Career Week | 9<br><u>Note: We need to add:</u><br>Science, social studies, specialists' baseline |
| 10                     | 11  | 12<br>Summer school Parent Orientation    | 13 <i>New Moon</i><br>BOARD Meeting<br>End of 3 <sup>rd</sup> trimester | 14                                   | 15                                     | 16  |
| 17 <i>Father's Day</i> | 18  | 19  | 20 <i>1st Quarter</i>   | 21<br>Staff end of year party        | 22<br>Stepping Up EH K/4-5 grade       | 23  |
| 24                     | 25<br>Stepping up KB K-2 Stepping up EH 1,2,3 | 26<br>Finance Committee Olympic Day EH/KB | 27 <i>Last day of classes</i><br>Facilities Committee<br>No Busses      | 28 <i>Full Moon</i>                  | 29<br>Last day for staff               | 30  |

**Total Instructional Days: 184**