



Entry 1 School Information

Created: 07/21/2017 • Last updated: 08/01/2017

Please be advised that you will need to complete this cover page (including signatures) before all of the other tasks assigned to you by your authorizer are visible on your task page. While completing this task, please ensure that you select the correct authorizer (**as of June 30, 2017**) or you may not be assigned the correct tasks.

a. SCHOOL NAME AND BEDS# AMBER CS (SUNY Trustees)

(Select name from the drop down menu)

b. CHARTER AUTHORIZER SUNY Authorized Charter School

(For technical reasons, please re select authorizer name from the drop down menu).

c. DISTRICT / CSD OF LOCATION NYC CSD 4

d1. SCHOOL INFORMATION

	PRIMARY ADDRESS	PHONE NUMBER	FAX NUMBER	EMAIL ADDRESS
	220 East 106th Street New York, NY 10029	[REDACTED]	[REDACTED]	[REDACTED]

d2. PHONE CONTACT NUMBER FOR AFTER HOURS EMERGENCIES

Contact Name	Dr. Vasthi R. Acosta
Title	Executive Director
Emergency Phone Number (### ###) ###)	[REDACTED]

e. SCHOOL WEB ADDRESS (URL) www.ambercharter.org

f. DATE OF INITIAL CHARTER 04/2000

g. DATE FIRST OPENED FOR INSTRUCTION 09/2000

i. TOTAL ENROLLMENT ON JUNE 30, 2017 490

j. GRADES SERVED IN SCHOOL YEAR 2016-17

Check all that apply

Grades Served	K, 1, 2, 3, 4, 5
---------------	------------------

k1. DOES THE SCHOOL CONTRACT WITH A CHARTER OR EDUCATIONAL MANAGEMENT ORGANIZATION? No


11. FACILITIES

Does the school maintain or operate multiple sites?

No, just one site.

12. SCHOOL SITES

Please list the sites where the school will operate for the upcoming school year.

	Physical Address	Phone Number	District/CSD	Grades Served at Site	School at Full Capacity at Site	Facilities Agreement
Site 1 (same as primary site)	220 East 106th Street New York, NY 10029		CSD 4	K 5	Yes	Own
Site 2						
Site 3						

l2a. Please provide the contact information for Site 1.

	Name	Work Phone	Alternate Phone	Email Address
School Leader	Sashemani Elliott	[REDACTED]	[REDACTED]	[REDACTED]
Operational Leader	Mayreni Arias	[REDACTED]		[REDACTED]
Compliance Contact	Dr. Vasthi Acosta	[REDACTED]	[REDACTED]	[REDACTED]
Complaint Contact	Heidi Hamilton	[REDACTED]	[REDACTED]	[REDACTED]

m1. Is the school or are the school sites co-located? No

n1. Were there any revisions to the school's charter during the 2016-17 school year? (Please include approved or pending material and non-material charter revisions). No

o. Name and Position of Individual(s) Who Completed the 2016-17 Annual Report. Kirsys Gomez/ HR Finance Officer

p. Our signatures below attest that all of the information contained herein is truthful and accurate and that this charter school is in compliance with all aspects of its charter, and with all pertinent Federal, State, and local laws, regulations, and rules. We understand that if any information in any part of this report is found to have been deliberately misrepresented, that will constitute grounds for the revocation of our charter. Check YES if you agree and then use the mouse on your PC or the stylist on your mobile device to sign your name).

Yes

Signature, Head of Charter School

Vaughn R Acosta

Signature, President of the Board of Trustees

Solene Hiciano

Date

2017/08/01

Thank you.



Entry 2 NYS School Report Card Link

Last updated: 07/21/2017

1. NEW YORK STATE REPORT CARD

<https://data.nysed.gov/profile.php?instid=800000047051>

**Provide a direct URL or web link
to the most recent New York
State School Report Card for the
charter school (See
<https://reportcards.nysed.gov/>).**

(Charter schools completing year one will not yet have a School Report Card or link to one. Please type "URL is not available" in the space provided).



Entry 4 Expenditures per Child

Last updated: 08/01/2017

Financial Information

This information is required of ALL charter schools. Provide the following measures of fiscal performance of the charter school in Appendix B (Total Expenditures and Administrative Expenditures Per Child):

1. Total Expenditures Per Child

To calculate '**Total Expenditures per Child**' take total expenditures (from the unaudited 2016-17 Schedule of Functional Expenses) and divide by the year end FTE student enrollment. (Integers Only. No dollar signs or commas).

Note: The information on the Schedule of Functional Expenses on pages 41-43 of the Audit Guide can help schools locate the amounts to use in the two per pupil calculations: <http://www.p12.nysed.gov/psc/AuditGuide.html>

Line 1: Total Expenditures	7514419
Line 2: Year End FTE student enrollment	493
Line 3: Divide Line 1 by Line 2	15242

2. Administrative Expenditures per Child

To calculate '**Administrative Expenditures per Child**' To calculate "Administrative Expenditures per Child" first *add* together the following:

1. Take the relevant portion from the 'personnel services cost' row and the 'management and general' column (from the unaudited 2016 17 Schedule of Functional Expenses)
2. Any contracted administrative/management fee paid to other organizations or corporations
3. Take the total from above and divide it by the year end FTE enrollment. The relevant portion that must be included in this calculation is defined as follows:

Administrative Expenditures: Administration and management of the charter school includes the activities and personnel of the offices of the chief school officer, the finance or business offices, school operations personnel, data management and reporting, human resources, technology, etc. It also includes those administrative and management services provided by other organizations or corporations on behalf of the charter school for which the charter school pays a fee or other compensation. Do not include the FTE of personnel whose role is to directly support the instructional program.

Notes:

The information on the Schedule of Functional Expenses on pages 41-43 of the Audit Guide can help schools locate the amounts to use in the two per pupil calculations:

<http://www.p12.nysed.gov/psc/AuditGuide.html>.

Employee benefit costs or expenditures should not be reported in the above calculations.

Line 1: Relevant Personnel Services Cost (Row)	738531
Line 2: Management and General Cost (Column)	562533
Line 3: Sum of Line 1 and Line 2	1301064
Line 5: Divide Line 3 by the Year End FTE student enrollment	2639

Thank you.



**GENERAL INSTRUCTIONS FOR
ANNUAL BUDGET/QUARTERLY REPORT**

TEMPLATE TABS

1- GRAY tab contains the Instructions




Instructions	Provides description of tabs and input requirements.
Funding by District	Charter School Tuition Rates

2- BLUE tabs require input of information

1.) Name of School	>Select school name from list. >Enter contact information.
2.) Enrollment	Enter enrollment information for Annual Budget (& Revisions) and Quarterly Actuals. Includes: >Enrollment by Grade >Enrollment by District
3.) Staffing Plan	Enter staffing plan information for Annual Budget (& Revisions) and Quarterly Actuals. Includes: >Full Time Equivalent (FTE), by Position Category, By Quarter
4.) Yearly Budget	Enter Yearly Budget information. Includes: >"Pior Year" column may be completed based upon preliminary data, and adjusted with Annual Audited data when the Quarter 2 Actuals are being submitted. (Note: Quarterly Revenue allocation may be set) >Budgeted Enrollment data and Per Pupil Revenue for the current year are populated based upon input on tab "2.) Enrollment." >Budgeted FTE for current year is populated based upon input on tab "3.) Staffing Plan." >All other sources of revenue >All expenses >Budget Revisions, as necessary and <i>approved</i> by the school's Board of Directors, should be submitted when submitting Quarterly Actuals.
5.) Balance Sheet	Enter Balance Sheet information for EdCorps. Separate schools merged into a primary EdCorp should NOT use this tab. >"Pior Year" column may be completed based upon preliminary data, and adjusted with Annual Audited data when the Quarter 2 Actuals are being submitted.

6.) Quarterly Report	Enter Actual Quarterly Report information . Includes: >Actual Enrollment data and Per Pupil Revenue for the current year are populated based upon input on tab "2.) Enrollment." >Actual FTE for current year is populated based upon input on tab "3.) Staffing Plan." >All other sources of revenue >All expenses
7.) Annual Report Requirement	Complete when submitting Actual Quarter 4.

CELL COLORS & GUIDANCE COMMENTS

-  = Enter information into the light BLUE shaded cells.
-  = Cells labeled in ORANGE containe guidance regarding the input of information.
-  = Cells containing RED triangles in the upper right corner contain "guidance comments" on that particular line item. Please "mouse-over" the triangle to reveal each comment.

Charter Funding Alphabetical By NYS School District
*** (Sum of Charter School Basic Tuition and Supplemental Basic Tuition)**



ANNUAL BUDGET & QUARTERLY REPORT TEMPLATE

Amber Charter School

SCHOOL

Name:	Amber Charter School
--------------	----------------------

CONTACT INFORMATION

Contact Name:	Kirsys Gomez
Contact Title:	HR/Finance Officer
Contact Email:	[REDACTED]
Contact Phone:	[REDACTED]

REPORT PERIOD

Current Academic Year:	2017-18
Prior Academic Year:	2016-17

**AMBER CHARTER SCHOOL
2017-18**

**AMBER CHARTER SCHOOL
2017-18**

PLAN - FULL TIME EQUIVALENT

STAFFING PLAN - FULL TIME EQUIVALENT ("FTE")

***NOTE:** Enter the number of FTE positions in the "blue" cells.

***NOTE:** If there are NO budget revisions at the time of quarterly submittal leave the 'REVISED' Column(s) COMPLETELY BLANK.

ADMINISTRATIVE PERSONNEL FTE	ADMINISTRATIVE PERSONNEL FTE	PRIOR YEAR
		2016-17
		ACTUAL
Executive Management	Executive Management	
Instructional Management	Instructional Management	
Deans, Directors & Coordinators	Deans, Directors & Coordinators	
CFO / Director of Finance	CFO / Director of Finance	
Operation / Business Manager	Operation / Business Manager	
Administrative Staff	Administrative Staff	
TOTAL ADMINISTRATIVE STAFF	TOTAL ADMINISTRATIVE STAFF	0.0

ANNUAL BUDGETED FTE							
Q1		Q2		Q3		Q4	
Original	Revised	Original	Revised	Original	Revised	Original	Revised
1.0		1.0		1.0		1.0	
2.0		2.0		2.0		2.0	
5.4		5.4		5.4		5.4	
0.7		0.7		0.7		0.7	
1.7		1.7		1.7		1.7	
5.8		5.8		5.8		5.8	
16.6	0.0	16.6	0.0	16.6	0.0	16.6	0.0

INSTRUCTIONAL PERSONNEL FTE	INSTRUCTIONAL PERSONNEL FTE	PRIOR YEAR
		2016-17
		ACTUAL
Teachers - Regular	Teachers - Regular	
Teachers - SPED	Teachers - SPED	
Substitute Teachers	Substitute Teachers	
Teaching Assistants	Teaching Assistants	
Specialty Teachers	Specialty Teachers	
Aides	Aides	
Therapists & Counselors	Therapists & Counselors	
Other	Other	
TOTAL INSTRUCTIONAL	TOTAL INSTRUCTIONAL	0.0

ANNUAL BUDGETED FTE							
Q1		Q2		Q3		Q4	
Original	Revised	Original	Revised	Original	Revised	Original	Revised
21.0		21.0		21.0		21.0	
2.0		2.0		2.0		2.0	
12.0		12.0		12.0		12.0	
6.0		6.0		6.0		6.0	
1.0		1.0		1.0		1.0	
10.0		10.0		10.0		10.0	
52.0	0.0	52.0	0.0	52.0	0.0	52.0	0.0

NON-INSTRUCTIONAL PERSONNEL FTE	NON-INSTRUCTIONAL PERSONNEL FTE	PRIOR YEAR
		2016-17
		ACTUAL
Nurse	Nurse	
Librarian	Librarian	
Custodian	Custodian	
Security	Security	
Other	Other	
TOTAL NON-INSTRUCTIONAL	TOTAL NON-INSTRUCTIONAL	0.0

ANNUAL BUDGETED FTE							
Q1		Q2		Q3		Q4	
Original	Revised	Original	Revised	Original	Revised	Original	Revised
1.0		1.0		1.0		1.0	
2.0		2.0		2.0		2.0	
4.0		4.0		4.0		4.0	
7.0	0.0	7.0	0.0	7.0	0.0	7.0	0.0

TOTAL PERSONNEL SERVICE FTE	TOTAL PERSONNEL SERVICE FTE	0.0
------------------------------------	------------------------------------	-----

75.6	0.0	75.6	0.0	75.6	0.0	75.6	0.0
------	-----	------	-----	------	-----	------	-----

**AMBER CHARTER SCHOOL
2017-18**

PLAN - FULL TIME EQUIVALENT

***NOTE:** Enter the number of FTE positions in the "blue" cells. *Should be input.*

***NOTE:** State the assumptions that are being made for personnel FTE levels.

ADMINISTRATIVE PERSONNEL FTE	Q4 Actual
Executive Management	
Instructional Management	
Deans, Directors & Coordinators	
CFO / Director of Finance	
Operation / Business Manager	
Administrative Staff	
TOTAL ADMINISTRATIVE STAFF	0.0

Description of Assumptions
Executive Director- SST Allocations 70%
Principal & Assistant Principal
Staff Developer, Dean of Students, etc.
HR/Finance Officer - SST Allocations 70%
Director of Operations / COO - SST Allocations 70%

INSTRUCTIONAL PERSONNEL FTE	Q4 Actual
Teachers - Regular	
Teachers - SPED	
Substitute Teachers	
Teaching Assistants	
Specialty Teachers	
Aides	
Therapists & Counselors	
Other	
TOTAL INSTRUCTIONAL	0.0

Description of Assumptions
Use Agency - School Professional
Tutors & After School Staff

NON-INSTRUCTIONAL PERSONNEL FTE	Q4 Actual
Nurse	
Librarian	
Custodian	
Security	
Other	
TOTAL NON-INSTRUCTIONAL	0.0

Description of Assumptions
Bus Attendant & Meals Attendant

TOTAL PERSONNEL SERVICE FTE	0.0
------------------------------------	-----

--

		AMBER CHARTER SCHOOL Budget / Operating Plan 2017-18						
Total Revenue	-	1,982,416	-	-	1,982,416	-	-	1,982,416
Total Expenses	-	1,944,778	-	-	1,944,778	-	-	1,944,778
Net Income	-	37,639	-	-	37,638	-	-	37,638
Actual Student Enrollment	480	480	-	-	480	-	-	480
	Prior Year Actual	1st Quarter - 7/1 - 9/30			2nd Quarter - 10/1 - 12/31			3rd Q
	2016-17 Revenue Per Pupil	Original Budget	Revised Budget	Variance	Original Budget	Revised Budget	Variance	Original Budget
Charter School Program (CSP) Planning & Implementation				-			-	
Other				-			-	
Other				-			-	
TOTAL REVENUE FROM FEDERAL SOURCES	-	133,764	-	-	133,764	-	-	133,764
LOCAL and OTHER REVENUE								
Contributions and Donations		3,375		-	3,375		-	3,375
Fundraising				-			-	
Erate Reimbursement		16,250		-	16,250		-	16,250
Earnings on Investments				-			-	
Interest Income				-			-	
Food Service (Income from meals)				-			-	
Text Book		10,080		-	10,080		-	10,080
OTHER		<u>38,150</u>		-	<u>38,150</u>		-	<u>38,150</u>
TOTAL REVENUE FROM LOCAL and OTHER SOURCES	-	67,855	-	-	67,855	-	-	67,855
TOTAL REVENUE	-	1,982,416	-	-	1,982,416	-	-	1,982,416

**AMBER CHARTER SCHOOL
Budget / Operating Plan
2017-18**

Total Revenue	-	1,982,416	-	-	1,982,416	-	-	1,982,416
Total Expenses	-	1,944,778	-	-	1,944,778	-	-	1,944,778
Net Income	-	37,639	-	-	37,638	-	-	37,638
Actual Student Enrollment	480	480	-	-	480	-	-	480
	Prior Year Actual	1st Quarter - 7/1 - 9/30			2nd Quarter - 10/1 - 12/31			3rd Quarter
	2016-17	Original	Revised		Original	Revised		Original
	Revenue Per Pupil	Budget	Budget	Variance	Budget	Budget	Variance	Budget

EXPENSES

ADMINISTRATIVE STAFF PERSONNEL COSTS

Avg. No.
of Positions

Executive Management	1.00	31,238		-	31,238		-	31,238
Instructional Management	2.00	56,610		-	56,610		-	56,610
Deans, Directors & Coordinators	5.40	113,179		-	113,179		-	113,179
CFO / Director of Finance	0.70	14,494		-	14,494		-	14,494
Operation / Business Manager	1.70	44,115		-	44,115		-	44,115
Administrative Staff	5.80	51,681		-	51,681		-	51,681
TOTAL ADMINISTRATIVE STAFF	16.60	311,316	-	-	311,317	-	-	311,317

INSTRUCTIONAL PERSONNEL COSTS

Teachers - Regular	21.00	416,414		-	416,414		-	416,414
Teachers - SPED	2.00	48,340		-	48,340		-	48,340
Substitute Teachers	-	21,830		-	21,830		-	21,830
Teaching Assistants	12.00	125,719		-	125,719		-	125,719
Specialty Teachers	6.00	132,170		-	132,170		-	132,170
Aides	-			-			-	
Therapists & Counselors	1.00	22,191		-	22,191		-	22,191
Other	10.00	68,262		-	68,262		-	68,262
TOTAL INSTRUCTIONAL	52.00	834,927	-	-	834,927	-	-	834,927

NON-INSTRUCTIONAL PERSONNEL COSTS

Nurse	-			-			-	
Librarian	-			-			-	
Custodian	1.00	10,156		-	10,156		-	10,156
Security	2.00	24,936		-	24,936		-	24,936
Other	4.00	10,058		-	10,058		-	10,058
TOTAL NON-INSTRUCTIONAL	7.00	45,150	-	-	45,150	-	-	45,150

SUBTOTAL PERSONNEL SERVICE COSTS

	75.60	-	1,191,393	-	-	1,191,393	-	-	1,191,393
PAYROLL TAXES AND BENEFITS									
Payroll Taxes		93,448		-	93,448		-	93,448	
Fringe / Employee Benefits		252,101		-	252,101		-	252,101	

		AMBER CHARTER SCHOOL Budget / Operating Plan 2017-18							
Total Revenue		-	1,982,416	-	-	1,982,416	-	-	1,982,416
Total Expenses		-	1,944,778	-	-	1,944,778	-	-	1,944,778
Net Income		-	37,639	-	-	37,638	-	-	37,638
Actual Student Enrollment		480	480	-	-	480	-	-	480
		Prior Year Actual	1st Quarter - 7/1 - 9/30			2nd Quarter - 10/1 - 12/31			3rd Q
		2016-17 Revenue Per Pupil	Original Budget	Revised Budget	Variance	Original Budget	Revised Budget	Variance	Original Budget
Retirement / Pension			48,655		-	48,655		-	48,655
TOTAL PAYROLL TAXES AND BENEFITS		-	394,203	-	-	394,203	-	-	394,203
TOTAL PERSONNEL SERVICE COSTS			1,585,596	-	-	1,585,596	-	-	1,585,596
CONTRACTED SERVICES									
Accounting / Audit			8,365		-	8,365		-	8,365
Legal			1,250		-	1,250		-	1,250
Management Company Fee					-			-	
Nurse Services					-			-	
Food Service / School Lunch			58,454		-	58,454		-	58,454
Payroll Services			22,415		-	22,415		-	22,415
Special Ed Services					-			-	
Titlement Services (i.e. Title I)					-			-	
Other Purchased / Professional / Consulting			50,084		-	50,084		-	50,084
TOTAL CONTRACTED SERVICES		-	140,567	-	-	140,567	-	-	140,567

75.60

AMBER CHARTER SCHOOL
Budget / Operating Plan
2017-18

	-	1,982,416	-	-	1,982,416	-	-	1,982,416
Total Revenue								
Total Expenses								
Net Income								
Actual Student Enrollment	480	480	-	-	480	-	-	480
	Prior Year Actual 2016-17 Revenue Per Pupil	1st Quarter - 7/1 - 9/30			2nd Quarter - 10/1 - 12/31			3rd Q
		Original Budget	Revised Budget	Variance	Original Budget	Revised Budget	Variance	Original Budget
SCHOOL OPERATIONS								
Board Expenses		3,466		-	3,466		-	3,466
Classroom / Teaching Supplies & Materials		6,888		-	6,888		-	6,888
Special Ed Supplies & Materials				-			-	
Textbooks / Workbooks		15,556		-	15,556		-	15,556
Supplies & Materials other				-			-	
Equipment / Furniture		10,593		-	10,593		-	10,593
Telephone		7,530		-	7,530		-	7,530
Technology		20,542		-	20,542		-	20,542
Student Testing & Assessment		8,097		-	8,097		-	8,097
Field Trips		6,425		-	6,425		-	6,425
Transportation (student)				-			-	
Student Services - other		8,025		-	8,025		-	8,025
Office Expense		9,485		-	9,485		-	9,485
Staff Development		12,975		-	12,975		-	12,975
Staff Recruitment		2,520		-	2,520		-	2,520
Student Recruitment / Marketing		7,398		-	7,398		-	7,398
School Meals / Lunch		2,063		-	2,063		-	2,063
Travel (Staff)		3,775		-	3,775		-	3,775
Fundraising				-			-	
Other		9,524		-	9,524		-	9,524
TOTAL SCHOOL OPERATIONS	-	134,861	-	-	134,861	-	-	134,861
FACILITY OPERATION & MAINTENANCE								
Insurance		14,599		-	14,599		-	14,599
Janitorial		5,878		-	5,878		-	5,878
Building and Land Rent / Lease / Facility Finance Interest		33,864.00		-	33,864.00		-	33,864.00
Repairs & Maintenance		6,850		-	6,850		-	6,850
Equipment / Furniture				-			-	
Security				-			-	
Utilities		22,563		-	22,563		-	22,563
TOTAL FACILITY OPERATION & MAINTENANCE	-	83,754	-	-	83,754	-	-	83,754
DEPRECIATION & AMORTIZATION								
RESERVES / CONTINGENCY								

		AMBER CHARTER SCHOOL						
		Budget / Operating Plan						
		2017-18						
Total Revenue	-	1,982,416	-	-	1,982,416	-	-	1,982,416
Total Expenses	-	1,944,778	-	-	1,944,778	-	-	1,944,778
Net Income	-	37,639	-	-	37,638	-	-	37,638
Actual Student Enrollment	480	480	-	-	480	-	-	480
	Prior Year Actual	1st Quarter - 7/1 - 9/30			2nd Quarter - 10/1 - 12/31			3rd C
	2016-17	Original	Revised		Original	Revised		Original
	Revenue Per	Budget	Budget	Variance	Budget	Budget	Variance	Budget
	Pupil							
TOTAL EXPENSES	-	1,944,778	-	-	1,944,778	-	-	1,944,778
NET INCOME	-	37,639	-	-	37,638	-	-	37,638

2017-18
AMBER CHARTER SCHOOL
Budget / Operating Plan
2017-18

Total Revenue	-	1,982,416	-	-	1,982,416	-	-	1,982,416
Total Expenses	-	1,944,778	-	-	1,944,778	-	-	1,944,778
Net Income	-	37,639	-	-	37,638	-	-	37,638
Actual Student Enrollment	480	480	-	-	480	-	-	480

	Prior Year Actual 2016-17 Revenue Per Pupil	1st Quarter - 7/1 - 9/30			2nd Quarter - 10/1 - 12/31			3rd Q
		Original Budget	Revised Budget	Variance	Original Budget	Revised Budget	Variance	Original Budget

ENROLLMENT - *School Districts Are Linked To Above Entries*

Number of Districts:								
NYC CHANCELLOR'S OFFICE	1	1	-	-	1	-	-	1
-	480	480	-	-	480	-	-	480
-	-	-	-	-	-	-	-	-
-	-	-	-	-	-	-	-	-
-	-	-	-	-	-	-	-	-
-	-	-	-	-	-	-	-	-
-	-	-	-	-	-	-	-	-
-	-	-	-	-	-	-	-	-
-	-	-	-	-	-	-	-	-
-	-	-	-	-	-	-	-	-
-	-	-	-	-	-	-	-	-
-	-	-	-	-	-	-	-	-
-	-	-	-	-	-	-	-	-
-	-	-	-	-	-	-	-	-
-	-	-	-	-	-	-	-	-
-	-	-	-	-	-	-	-	-
-	-	-	-	-	-	-	-	-
-	-	-	-	-	-	-	-	-
-	-	-	-	-	-	-	-	-
-	-	-	-	-	-	-	-	-
-	-	-	-	-	-	-	-	-
-	-	-	-	-	-	-	-	-
-	-	-	-	-	-	-	-	-
-	-	-	-	-	-	-	-	-
-	-	-	-	-	-	-	-	-
-	-	-	-	-	-	-	-	-
-	-	-	-	-	-	-	-	-
-	-	-	-	-	-	-	-	-
-	-	-	-	-	-	-	-	-
-	-	-	-	-	-	-	-	-
-	-	-	-	-	-	-	-	-
-	-	-	-	-	-	-	-	-
-	-	-	-	-	-	-	-	-
-	-	-	-	-	-	-	-	-
-	-	-	-	-	-	-	-	-
-	-	-	-	-	-	-	-	-
-	-	-	-	-	-	-	-	-
-	-	-	-	-	-	-	-	-
-	-	-	-	-	-	-	-	-
-	-	-	-	-	-	-	-	-
-	-	-	-	-	-	-	-	-
-	-	-	-	-	-	-	-	-
-	-	-	-	-	-	-	-	-
-	-	-	-	-	-	-	-	-
-	-	-	-	-	-	-	-	-
-	-	-	-	-	-	-	-	-
-	-	-	-	-	-	-	-	-
-	-	-	-	-	-	-	-	-
-	-	-	-	-	-	-	-	-
-	-	-	-	-	-	-	-	-
-	-	-	-	-	-	-	-	-
-	-	-	-	-	-	-	-	-
-	-	-	-	-	-	-	-	-
-	-	-	-	-	-	-	-	-
-	-	-	-	-	-	-	-	-
-	-	-	-	-	-	-	-	-
-	-	-	-	-	-	-	-	-
-	-	-	-	-	-	-	-	-
-	-	-	-	-	-	-	-	-
-	-	-	-	-	-	-	-	-
-	-	-	-	-	-	-	-	-
-	-	-	-	-	-	-	-	-
-	-	-	-	-	-	-	-	-
-	-	-	-	-	-	-	-	-
-	-	-	-	-	-	-	-	-
-	-	-	-	-	-	-	-	-
-	-	-	-	-	-	-	-	-
-	-	-	-	-	-	-	-	-
-	-	-	-	-	-	-	-	-
-	-	-	-	-	-	-	-	-
-	-	-	-	-	-	-	-	-
-	-	-	-	-	-	-	-	-
-	-	-	-	-	-	-	-	-
-	-	-	-	-	-	-	-	-
-	-	-	-	-	-	-	-	-
-	-	-	-	-	-	-	-	-
-	-	-	-	-	-	-	-	-
-	-	-	-	-	-	-	-	-
-	-	-	-	-	-	-	-	-
-	-	-	-	-	-	-	-	-
-	-	-	-	-	-	-	-	-
-	-	-	-	-	-	-	-	-
-	-	-	-	-	-	-	-	-
-	-	-	-	-	-	-	-	-
-	-	-	-	-	-	-	-	-
-	-	-	-	-	-	-	-	-
-	-	-	-	-	-	-	-	-
-	-	-	-	-	-	-	-	-
-	-	-	-	-	-	-	-	-
-	-	-	-	-	-	-	-	-
-	-	-	-	-	-	-	-	-
-	-	-	-	-	-	-	-	-
-	-	-	-	-	-	-	-	-
-	-	-	-	-	-	-	-	-
-	-	-	-	-	-	-	-	-
-	-	-	-	-	-	-	-	-
-	-	-	-	-	-	-	-	-
-	-	-	-	-	-	-	-	-
-	-	-	-	-	-	-	-	-
-	-	-	-	-	-	-	-	-
-	-	-	-	-	-	-	-	-
-	-	-	-	-	-	-	-	-
-	-	-	-	-	-	-	-	-
-	-	-	-	-	-	-	-	-
-	-	-	-	-	-	-	-	-
-	-	-	-	-	-	-	-	-
-	-	-	-	-	-	-	-	-
-	-	-	-	-	-	-	-	-
-	-	-	-	-	-	-	-	-
-	-	-	-	-	-	-	-	-
-	-	-	-	-	-	-	-	-
-	-	-	-	-	-	-	-	-
-	-	-	-	-	-	-	-	-
-	-	-	-	-	-	-	-	-
-	-	-	-	-				

Total Revenue	-	-	1,982,416	-	-
Total Expenses	-	-	1,944,778	-	-
Net Income	-	-	37,638	-	-
Actual Student Enrollment	-	-	480	-	-
	Quarter - 1/1 - 3/31		4th Quarter - 4/1 - 6/30		
	Revised Budget	Variance	Original Budget	Revised Budget	Variance
Charter School Program (CSP) Planning & Implementation		-			-
Other		-			-
Other		=			=
TOTAL REVENUE FROM FEDERAL SOURCES	-	-	133,764	-	-
LOCAL and OTHER REVENUE					
Contributions and Donations		-	3,375		-
Fundraising		-			-
Erate Reimbursement		-	16,250		-
Earnings on Investments		-			-
Interest Income		-			-
Food Service (Income from meals)		-			-
Text Book		-	10,080		-
OTHER		=	<u>38,150</u>		=
TOTAL REVENUE FROM LOCAL and OTHER SOURCES	-	-	67,855	-	-
TOTAL REVENUE	-	-	1,982,416	-	-

Total Revenue		-	-	1,982,416	-
Total Expenses		-	-	1,944,778	-
Net Income		-	-	37,638	-
Actual Student Enrollment		-	-	480	-
		Quarter - 1/1 - 3/31		4th Quarter - 4/1 - 6/30	
		Revised Budget	Variance	Original Budget	Revised Budget
				Variance	
EXPENSES					
ADMINISTRATIVE STAFF PERSONNEL COSTS		Avg. No. of Positions			
Executive Management	1.00		-	31,238	-
Instructional Management	2.00		-	56,610	-
Deans, Directors & Coordinators	5.40		-	113,179	-
CFO / Director of Finance	0.70		-	14,494	-
Operation / Business Manager	1.70		-	44,115	-
Administrative Staff	5.80		-	51,681	-
TOTAL ADMINISTRATIVE STAFF	16.60	-	-	311,317	-
INSTRUCTIONAL PERSONNEL COSTS					
Teachers - Regular	21.00		-	416,414	-
Teachers - SPED	2.00		-	48,340	-
Substitute Teachers	-		-	21,830	-
Teaching Assistants	12.00		-	125,719	-
Specialty Teachers	6.00		-	132,170	-
Aides	-		-		-
Therapists & Counselors	1.00		-	22,191	-
Other	10.00		-	68,262	-
TOTAL INSTRUCTIONAL	52.00	-	-	834,927	-
NON-INSTRUCTIONAL PERSONNEL COSTS					
Nurse	-		-		-
Librarian	-		-		-
Custodian	1.00		-	10,156	-
Security	2.00		-	24,936	-
Other	4.00		-	10,058	-
TOTAL NON-INSTRUCTIONAL	7.00	-	-	45,150	-
SUBTOTAL PERSONNEL SERVICE COSTS		-	-	1,191,393	-
PAYROLL TAXES AND BENEFITS					
Payroll Taxes			-	93,448	-
Fringe / Employee Benefits			-	252,101	-

Total Revenue		-	-	1,982,416	-	-
Total Expenses		-	-	1,944,778	-	-
Net Income		-	-	37,638	-	-
Actual Student Enrollment		-	-	480	-	-
		Quarter - 1/1 - 3/31			4th Quarter - 4/1 - 6/30	
		Revised Budget	Variance	Original Budget	Revised Budget	Variance
Retirement / Pension			-	<u>48,655</u>		-
TOTAL PAYROLL TAXES AND BENEFITS		-	-	394,203	-	-
TOTAL PERSONNEL SERVICE COSTS						
	75.60	-	-	1,585,596	-	-
CONTRACTED SERVICES						
Accounting / Audit			-	8,365		-
Legal			-	1,250		-
Management Company Fee			-			-
Nurse Services			-			-
Food Service / School Lunch			-	58,454		-
Payroll Services			-	22,415		-
Special Ed Services			-			-
Titlement Services (i.e. Title I)			-			-
Other Purchased / Professional / Consulting			-	<u>50,084</u>		-
TOTAL CONTRACTED SERVICES		-	-	140,567	-	-

Total Revenue	-	-	1,982,416	-	-
Total Expenses	-	-	1,944,778	-	-
Net Income	-	-	37,638	-	-
Actual Student Enrollment	-	-	480	-	-
	Quarter - 1/1 - 3/31		4th Quarter - 4/1 - 6/30		
	Revised Budget	Variance	Original Budget	Revised Budget	Variance
SCHOOL OPERATIONS					
Board Expenses		-	3,466		-
Classroom / Teaching Supplies & Materials		-	6,888		-
Special Ed Supplies & Materials		-			-
Textbooks / Workbooks		-	15,556		-
Supplies & Materials other		-			-
Equipment / Furniture		-	10,593		-
Telephone		-	7,530		-
Technology		-	20,542		-
Student Testing & Assessment		-	8,097		-
Field Trips		-	6,425		-
Transportation (student)		-			-
Student Services - other		-	8,025		-
Office Expense		-	9,485		-
Staff Development		-	12,975		-
Staff Recruitment		-	2,520		-
Student Recruitment / Marketing		-	7,398		-
School Meals / Lunch		-	2,063		-
Travel (Staff)		-	3,775		-
Fundraising		-			-
Other		-	<u>9,524</u>		-
TOTAL SCHOOL OPERATIONS	-	-	134,861	-	-
FACILITY OPERATION & MAINTENANCE					
Insurance		-	14,599		-
Janitorial		-	5,878		-
Building and Land Rent / Lease / Facility Finance Interest		-	33,864.00		-
Repairs & Maintenance		-	6,850		-
Equipment / Furniture		-			-
Security		-			-
Utilities		-	<u>22,563</u>		-
TOTAL FACILITY OPERATION & MAINTENANCE	-	-	83,754	-	-
DEPRECIATION & AMORTIZATION		-			-
RESERVES / CONTINGENCY		-			-

Total Revenue	-	-	1,982,416	-	-
Total Expenses	-	-	1,944,778	-	-
Net Income	-	-	37,638	-	-
Actual Student Enrollment	-	-	480	-	-
	Quarter - 1/1 - 3/31		4th Quarter - 4/1 - 6/30		
	Revised		Original	Revised	
	Budget	Variance	Budget	Budget	Variance
TOTAL EXPENSES	-	-	1,944,778	-	-
NET INCOME	-	-	37,638	-	-

	Quarter - 1/1 - 3/31		4th Quarter - 4/1 - 6/30		
	Revised Budget	Variance	Original Budget	Revised Budget	Variance
	Total Revenue	-	-	1,982,416	-
Total Expenses	-	-	1,944,778	-	-
Net Income	-	-	37,638	-	-
Actual Student Enrollment	-	-	480	-	-
ENROLLMENT - *School Districts Are Linked To Above Entries*					
Number of Districts:	-	-	1	-	-
NYC CHANCELLOR'S OFFICE	-	-	480	-	-
-	-	-	-	-	-
-	-	-	-	-	-
-	-	-	-	-	-
-	-	-	-	-	-
-	-	-	-	-	-
-	-	-	-	-	-
-	-	-	-	-	-
-	-	-	-	-	-
-	-	-	-	-	-
-	-	-	-	-	-
-	-	-	-	-	-
-	-	-	-	-	-
-	-	-	-	-	-
-	-	-	-	-	-
-	-	-	-	-	-
-	-	-	-	-	-
ALL OTHER School Districts: (Weighted Avg)	-	-	-	-	-
TOTAL ENROLLMENT	=	=	480	=	=
REVENUE PER PUPIL	=	=	4,130	=	=
EXPENSES PER PUPIL	-	-	4,052	-	-

	AMBER CHARTER SCHOOL					DESCRIPTION OF ASSUMPTIONS
	Budget / Operating Plan			2017-18		
Total Revenue	7,929,666	7,929,666	-	7,929,666	7,929,666	
Total Expenses	7,779,112	7,779,112	-	(7,779,112)	(7,779,112)	
Net Income	150,554	150,554	-	150,554	150,554	
Actual Student Enrollment						
	Total Year			VARIANCE		
	Original Budget	Revised Budget	Variance	Original Budget vs. PY Budget	Revised Budget vs. PY Budget	
Charter School Program (CSP) Planning & Implementation	-	-	-	-	-	
Other	-	-	-	-	-	
Other	-	-	-	-	-	
TOTAL REVENUE FROM FEDERAL SOURCES	535,055	535,055	-	535,055	535,055	
LOCAL and OTHER REVENUE						
Contributions and Donations	13,500	13,500	-	13,500	13,500	
Fundraising	-	-	-	-	-	
Erate Reimbursement	65,000	65,000	-	65,000	65,000	
Earnings on Investments	-	-	-	-	-	
Interest Income	-	-	-	-	-	
Food Service (Income from meals)	-	-	-	-	-	
Text Book	40,320	40,320	-	40,320	40,320	
OTHER	152,600	152,600	-	152,600	152,600	
TOTAL REVENUE FROM LOCAL and OTHER SOURCES	271,420	271,420	-	271,420	271,420	
TOTAL REVENUE	7,929,666	7,929,666	-	7,929,666	7,929,666	

		AMBER CHARTER SCHOOL					DESCRIPTION OF ASSUMPTIONS
		Budget / Operating Plan			2017-18		
		7,929,666	7,929,666	-	7,929,666	7,929,666	
		7,779,112	7,779,112	-	(7,779,112)	(7,779,112)	
		150,554	150,554	-	150,554	150,554	
		Total Year			VARIANCE		
		Original Budget	Revised Budget	Variance	Original Budget vs. PY Budget	Revised Budget vs. PY Budget	
Total Revenue		7,929,666	7,929,666	-	7,929,666	7,929,666	
Total Expenses		7,779,112	7,779,112	-	(7,779,112)	(7,779,112)	
Net Income		150,554	150,554	-	150,554	150,554	
Actual Student Enrollment							
EXPENSES							
ADMINISTRATIVE STAFF PERSONNEL COSTS							
	Avg. No. of Positions						
Executive Management	1.00	124,950	124,950	-	(124,950)	(124,950)	
Instructional Management	2.00	226,440	226,440	-	(226,440)	(226,440)	
Deans, Directors & Coordinators	5.40	452,714	452,714	-	(452,714)	(452,714)	
CFO / Director of Finance	0.70	57,977	57,977	-	(57,977)	(57,977)	
Operation / Business Manager	1.70	176,459	176,459	-	(176,459)	(176,459)	
Administrative Staff	5.80	206,725	206,725	-	(206,725)	(206,725)	
TOTAL ADMINISTRATIVE STAFF	16.60	1,245,266	1,245,266	-	(1,245,266)	(1,245,266)	
INSTRUCTIONAL PERSONNEL COSTS							
Teachers - Regular	21.00	1,665,658	1,665,658	-	(1,665,658)	(1,665,658)	
Teachers - SPED	2.00	193,361	193,361	-	(193,361)	(193,361)	
Substitute Teachers	-	87,320	87,320	-	(87,320)	(87,320)	
Teaching Assistants	12.00	502,877	502,877	-	(502,877)	(502,877)	
Specialty Teachers	6.00	528,679	528,679	-	(528,679)	(528,679)	
Aides	-	-	-	-	-	-	
Therapists & Counselors	1.00	88,764	88,764	-	(88,764)	(88,764)	
Other	10.00	273,050	273,050	-	(273,050)	(273,050)	
TOTAL INSTRUCTIONAL	52.00	3,339,708	3,339,708	-	(3,339,708)	(3,339,708)	
NON-INSTRUCTIONAL PERSONNEL COSTS							
Nurse	-	-	-	-	-	-	
Librarian	-	-	-	-	-	-	
Custodian	1.00	40,622	40,622	-	(40,622)	(40,622)	
Security	2.00	99,746	99,746	-	(99,746)	(99,746)	
Other	4.00	40,230	40,230	-	(40,230)	(40,230)	
TOTAL NON-INSTRUCTIONAL	7.00	180,598	180,598	-	(180,598)	(180,598)	
SUBTOTAL PERSONNEL SERVICE COSTS	75.60	4,765,572	4,765,572	-	(4,765,572)	(4,765,572)	
PAYROLL TAXES AND BENEFITS							
Payroll Taxes		373,792	373,792	-	(373,792)	(373,792)	
Fringe / Employee Benefits		1,008,403	1,008,403	-	(1,008,403)	(1,008,403)	

		AMBER CHARTER SCHOOL					DESCRIPTION OF ASSUMPTIONS
		Budget / Operating Plan			2017-18		
Total Revenue		7,929,666	7,929,666	-	7,929,666	7,929,666	
Total Expenses		7,779,112	7,779,112	-	(7,779,112)	(7,779,112)	
Net Income		150,554	150,554	-	150,554	150,554	
Actual Student Enrollment							
		Total Year			VARIANCE		
		Original Budget	Revised Budget	Variance	Original Budget vs. PY Budget	Revised Budget vs. PY Budget	
Retirement / Pension		194,619	194,619	-	(194,619)	(194,619)	
TOTAL PAYROLL TAXES AND BENEFITS		1,576,813	1,576,813	-	(1,576,813)	(1,576,813)	
TOTAL PERSONNEL SERVICE COSTS		6,342,385	6,342,385	-	(6,342,385)	(6,342,385)	75.60
CONTRACTED SERVICES							
Accounting / Audit		33,460	33,460	-	(33,460)	(33,460)	
Legal		5,000	5,000	-	(5,000)	(5,000)	
Management Company Fee		-	-	-	-	-	
Nurse Services		-	-	-	-	-	
Food Service / School Lunch		233,814	233,814	-	(233,814)	(233,814)	
Payroll Services		89,658	89,658	-	(89,658)	(89,658)	
Special Ed Services		-	-	-	-	-	
Titlement Services (i.e. Title I)		-	-	-	-	-	
Other Purchased / Professional / Consulting		200,335	200,335	-	(200,335)	(200,335)	
TOTAL CONTRACTED SERVICES		562,267	562,267	-	(562,267)	(562,267)	

AMBER CHARTER SCHOOL
Budget / Operating Plan
2017-18

Total Revenue	7,929,666	7,929,666	-	7,929,666	7,929,666
Total Expenses	7,779,112	7,779,112	-	(7,779,112)	(7,779,112)
Net Income	150,554	150,554	-	150,554	150,554
Actual Student Enrollment					

	Total Year			VARIANCE	
	Original Budget	Revised Budget	Variance	Original Budget vs. PY Budget	Revised Budget vs. PY Budget

DESCRIPTION OF ASSUMPTIONS

SCHOOL OPERATIONS

Board Expenses	13,866	13,866	-	(13,866)	(13,866)
Classroom / Teaching Supplies & Materials	27,550	27,550	-	(27,550)	(27,550)
Special Ed Supplies & Materials	-	-	-	-	-
Textbooks / Workbooks	62,225	62,225	-	(62,225)	(62,225)
Supplies & Materials other	-	-	-	-	-
Equipment / Furniture	42,372	42,372	-	(42,372)	(42,372)
Telephone	30,120	30,120	-	(30,120)	(30,120)
Technology	82,168	82,168	-	(82,168)	(82,168)
Student Testing & Assessment	32,390	32,390	-	(32,390)	(32,390)
Field Trips	25,700	25,700	-	(25,700)	(25,700)
Transportation (student)	-	-	-	-	-
Student Services - other	32,100	32,100	-	(32,100)	(32,100)
Office Expense	37,940	37,940	-	(37,940)	(37,940)
Staff Development	51,900	51,900	-	(51,900)	(51,900)
Staff Recruitment	10,080	10,080	-	(10,080)	(10,080)
Student Recruitment / Marketing	29,590	29,590	-	(29,590)	(29,590)
School Meals / Lunch	8,250	8,250	-	(8,250)	(8,250)
Travel (Staff)	15,100	15,100	-	(15,100)	(15,100)
Fundraising	-	-	-	-	-
Other	38,095	38,095	-	(38,095)	(38,095)
TOTAL SCHOOL OPERATIONS	539,445	539,445	-	(539,445)	(539,445)

FACILITY OPERATION & MAINTENANCE

Insurance	58,395	58,395	-	(58,395)	(58,395)
Janitorial	23,510	23,510	-	(23,510)	(23,510)
Building and Land Rent / Lease / Facility Finance Interest	135,456	135,456	-	(135,456)	(135,456)
Repairs & Maintenance	27,400	27,400	-	(27,400)	(27,400)
Equipment / Furniture	-	-	-	-	-
Security	-	-	-	-	-
Utilities	90,253	90,253	-	(90,253)	(90,253)
TOTAL FACILITY OPERATION & MAINTENANCE	335,015	335,015	-	(335,015)	(335,015)

DEPRECIATION & AMORTIZATION

	-	-	-	-	-
--	---	---	---	---	---

RESERVES / CONTINGENCY

	-	-	-	-	-
--	---	---	---	---	---

	AMBER CHARTER SCHOOL				
	Budget / Operating Plan			2017-18	
	7,929,666	7,929,666	-	7,929,666	7,929,666
Total Revenue					
Total Expenses					
Net Income					
Actual Student Enrollment					
	Total Year			VARIANCE	
	Original Budget	Revised Budget	Variance	Original Budget vs. PY Budget	Revised Budget vs. PY Budget
TOTAL EXPENSES	<u>7,779,112</u>	<u>7,779,112</u>	-	<u>(7,779,112)</u>	<u>(7,779,112)</u>
NET INCOME	<u>150,554</u>	<u>150,554</u>	-	<u>150,554</u>	<u>150,554</u>

DESCRIPTION OF ASSUMPTIONS

**AMBER CHARTER SCHOOL
BALANCE SHEET
2017-18**

	<u>Prior Year</u>	Q1	Q2	Q3	Q4
	<u>2016-17</u>	<u>As of 9/30</u>	<u>As of 12/31</u>	<u>As of 3/31</u>	<u>As of 6/30</u>
<u>ASSETS</u>					
<u>CURRENT ASSETS</u>					
Cash and cash equivalents	-	-	-	-	-
Grants and contracts receivable	-	-	-	-	-
Accounts receivables	-	-	-	-	-
Prepaid Expenses	-	-	-	-	-
Contributions and other receivables	-	-	-	-	-
TOTAL CURRENT ASSETS	-	-	-	-	-
<u>PROPERTY, BUILDING AND EQUIPMENT, net</u>	-	-	-	-	-
<u>OTHER ASSETS</u>	-	-	-	-	-
TOTAL ASSETS	-	-	-	-	-
<u>LIABILITIES AND NET ASSETS</u>					
<u>CURRENT LIABILITIES</u>					
Accounts payable and accrued expenses	-	-	-	-	-
Accrued payroll and benefits	-	-	-	-	-
Deferred Revenue	-	-	-	-	-
Current maturities of long-term debt	-	-	-	-	-
Short Term Debt - Bonds, Notes Payable	-	-	-	-	-
Other	-	-	-	-	-
TOTAL CURRENT LIABILITIES	-	-	-	-	-
<u>LONG-TERM DEBT and NOTES PAYABLE, net current maturities</u>	-	-	-	-	-
TOTAL LIABILITIES	-	-	-	-	-
<u>NET ASSETS</u>					
Unrestricted	-	-	-	-	-
Temporarily restricted	-	-	-	-	-
TOTAL NET ASSETS	-	-	-	-	-
TOTAL LIABILITIES AND NET ASSETS	-	-	-	-	-

AMBER CHARTER SCHO
Budget / Operating Pla

2017-18

Total Revenue	-	1,982,416	-	-	1,982,416	-	-
Total Expenses	-	1,944,778	-	-	1,944,778	-	-
Net Income	-	37,639	-	-	37,638	-	-
Actual Student Enrollment	-	480	-	-	480	-	-

	1st Quarter - 7/1 - 9/30			2nd Quarter - 10/1 - 12/31			3rd Q
	Actual	Current Budget	Variance	Actual	Current Budget	Variance	Actual
	<p>*NOTE: Enrollment, Revenue and Expenditure Data IN the 'Total and Variance Analysis' Section is Based on LAST ACTUAL Quarter Completed</p>						
Other	-	-	-	-	-	-	-
TOTAL REVENUE FROM FEDERAL SOURCES	-	133,764	-	-	133,764	-	-
LOCAL and OTHER REVENUE							
Contributions and Donations		3,375	-		3,375	-	
Fundraising		-	-		-	-	
Erate Reimbursement		16,250	-		16,250	-	
Earnings on Investments		-	-		-	-	
Interest Income		-	-		-	-	
Food Service (Income from meals)		-	-		-	-	
Text Book		10,080	-		10,080	-	
OTHER		<u>38,150</u>	-		<u>38,150</u>	-	
TOTAL REVENUE FROM LOCAL and OTHER SOURCES	-	67,855	-	-	67,855	-	-
TOTAL REVENUE	-	1,982,416	-	-	1,982,416	-	-

AMBER CHARTER SCHO
Budget / Operating Pla

2017-18

Total Revenue	-	1,982,416	-	-	1,982,416	-	-
Total Expenses	-	1,944,778	-	-	1,944,778	-	-
Net Income	-	37,639	-	-	37,638	-	-
Actual Student Enrollment	-	480	-	-	480	-	-

*NOTE: Enrollment, Revenue and Expenditure Data IN the 'Total and Variance Analysis' Section is Based on LAST ACTUAL Quarter Completed	1st Quarter - 7/1 - 9/30			2nd Quarter - 10/1 - 12/31			3rd Q
	Actual	Current Budget	Variance	Actual	Current Budget	Variance	Actual

EXPENSES	Quarter 0						
	No. of Positions	Actual	Current Budget	Variance	Actual	Current Budget	Variance
ADMINISTRATIVE STAFF PERSONNEL COSTS							
Executive Management	-		31,238	-		31,238	-
Instructional Management	-		56,610	-		56,610	-
Deans, Directors & Coordinators	-		113,179	-		113,179	-
CFO / Director of Finance	-		14,494	-		14,494	-
Operation / Business Manager	-		44,115	-		44,115	-
Administrative Staff	-		<u>51,681</u>	-		<u>51,681</u>	-
TOTAL ADMINISTRATIVE STAFF	-		311,316	-		311,317	-
INSTRUCTIONAL PERSONNEL COSTS							
Teachers - Regular	-		416,414	-		416,414	-
Teachers - SPED	-		48,340	-		48,340	-
Substitute Teachers	-		21,830	-		21,830	-
Teaching Assistants	-		125,719	-		125,719	-
Specialty Teachers	-		132,170	-		132,170	-
Aides	-		-	-		-	-
Therapists & Counselors	-		22,191	-		22,191	-
Other	-		<u>68,262</u>	-		<u>68,262</u>	-
TOTAL INSTRUCTIONAL	-		834,927	-		834,927	-
NON-INSTRUCTIONAL PERSONNEL COSTS							
Nurse	-		-	-		-	-
Librarian	-		-	-		-	-
Custodian	-		10,156	-		10,156	-
Security	-		24,936	-		24,936	-
Other	-		<u>10,058</u>	-		<u>10,058</u>	-
TOTAL NON-INSTRUCTIONAL	-		45,150	-		45,150	-
SUBTOTAL PERSONNEL SERVICE COSTS	-		1,191,393	-		1,191,393	-
PAYROLL TAXES AND BENEFITS							
Payroll Taxes			93,448	-		93,448	-
Fringe / Employee Benefits			252,101	-		252,101	-
Retirement / Pension			<u>48,655</u>	-		<u>48,655</u>	-
TOTAL PAYROLL TAXES AND BENEFITS			394,203	-		394,203	-
TOTAL PERSONNEL SERVICE COSTS	-		1,585,596	-		1,585,596	-

AMBER CHARTER SCHO
Budget / Operating Pla

2017-18

Total Revenue	-	1,982,416	-	-	1,982,416	-	-
Total Expenses	-	1,944,778	-	-	1,944,778	-	-
Net Income	-	37,639	-	-	37,638	-	-
Actual Student Enrollment	-	480	-	-	480	-	-

*NOTE: Enrollment, Revenue and Expenditure Data IN the 'Total and Variance Analysis' Section is Based on LAST ACTUAL Quarter Completed	1st Quarter - 7/1 - 9/30			2nd Quarter - 10/1 - 12/31			3rd Q
	Actual	Current Budget	Variance	Actual	Current Budget	Variance	Actual
	CONTRACTED SERVICES						
Accounting / Audit		8,365	-		8,365	-	
Legal		1,250	-		1,250	-	
Management Company Fee		-	-		-	-	
Nurse Services		-	-		-	-	
Food Service / School Lunch		58,454	-		58,454	-	
Payroll Services		22,415	-		22,415	-	
Special Ed Services		-	-		-	-	
Titlement Services (i.e. Title I)		-	-		-	-	
Other Purchased / Professional / Consulting		50,084	-		50,084	-	
TOTAL CONTRACTED SERVICES	-	140,567	-	-	140,567	-	-

Total Revenue	-	1,982,416	-	-	1,982,416	-	-
Total Expenses	-	1,944,778	-	-	1,944,778	-	-
Net Income	-	37,639	-	-	37,638	-	-
Actual Student Enrollment	-	480	-	-	480	-	-

<p>*NOTE: Enrollment, Revenue and Expenditure Data IN the 'Total and Variance Analysis' Section is Based on LAST ACTUAL Quarter Completed</p>	1st Quarter - 7/1 - 9/30			2nd Quarter - 10/1 - 12/31			3rd Quarter
	Actual	Current Budget	Variance	Actual	Current Budget	Variance	Actual

SCHOOL OPERATIONS

Board Expenses		3,466	-		3,466	-	
Classroom / Teaching Supplies & Materials		6,888	-		6,888	-	
Special Ed Supplies & Materials		-	-		-	-	
Textbooks / Workbooks		15,556	-		15,556	-	
Supplies & Materials other		-	-		-	-	
Equipment / Furniture		10,593	-		10,593	-	
Telephone		7,530	-		7,530	-	
Technology		20,542	-		20,542	-	
Student Testing & Assessment		8,097	-		8,097	-	
Field Trips		6,425	-		6,425	-	
Transportation (student)		-	-		-	-	
Student Services - other		8,025	-		8,025	-	
Office Expense		9,485	-		9,485	-	
Staff Development		12,975	-		12,975	-	
Staff Recruitment		2,520	-		2,520	-	
Student Recruitment / Marketing		7,398	-		7,398	-	
School Meals / Lunch		2,063	-		2,063	-	
Travel (Staff)		3,775	-		3,775	-	
Fundraising		-	-		-	-	
Other		9,524	-		9,524	-	
TOTAL SCHOOL OPERATIONS	-	134,861	-	-	134,861	-	-

FACILITY OPERATION & MAINTENANCE

Insurance		14,599	-		14,599	-	
Janitorial		5,878	-		5,878	-	
Building and Land Rent / Lease / Facility Finance Interest		33,864	-		33,864	-	
Repairs & Maintenance		6,850	-		6,850	-	
Equipment / Furniture		-	-		-	-	
Security		-	-		-	-	
Utilities		22,563	-		22,563	-	
TOTAL FACILITY OPERATION & MAINTENANCE	-	83,754	-	-	83,754	-	-

DEPRECIATION & AMORTIZATION

		-	-		-	-	
--	--	---	---	--	---	---	--

RESERVES / CONTINGENCY

		-	-		-	-	
--	--	---	---	--	---	---	--

TOTAL EXPENSES	-	1,944,778	-	-	1,944,778	-	-
-----------------------	---	-----------	---	---	-----------	---	---

2017-18

Total Revenue	-	1,982,416	-	-	1,982,416	-	-
Total Expenses	-	1,944,778	-	-	1,944,778	-	-
Net Income	-	37,639	-	-	37,638	-	-
Actual Student Enrollment	-	480	-	-	480	-	-

*NOTE: Enrollment, Revenue and Expenditure Data IN the 'Total and Variance Analysis' Section is Based on LAST ACTUAL Quarter Completed	1st Quarter - 7/1 - 9/30			2nd Quarter - 10/1 - 12/31			3rd Q
	Actual	Current Budget	Variance	Actual	Current Budget	Variance	Actual
NET INCOME	-	37,639	-	-	37,638	-	-

Total Revenue	-	1,982,416	-	-	1,982,416	-	-
Total Expenses	-	1,944,778	-	-	1,944,778	-	-
Net Income	-	37,639	-	-	37,638	-	-
Actual Student Enrollment	-	480	-	-	480	-	-

3rd C

***NOTE: Enrollment, Revenue and Expenditure Data IN the 'Total and Variance Analysis' Section is Based on LAST ACTUAL Quarter Completed**

1st Quarter - 7/1 - 9/30

2nd Quarter - 10/1 - 12/31

3rd C

	Actual	Current Budget	Variance	Actual	Current Budget	Variance	Actual
ENROLLMENT - *School Districts Are Linked To Above Entries*							
NYC CHANCELLOR'S OFFICE	-	480	-	-	480	-	-
-	-	-	-	-	-	-	-
-	-	-	-	-	-	-	-
-	-	-	-	-	-	-	-
-	-	-	-	-	-	-	-
-	-	-	-	-	-	-	-
-	-	-	-	-	-	-	-
-	-	-	-	-	-	-	-
-	-	-	-	-	-	-	-
-	-	-	-	-	-	-	-
-	-	-	-	-	-	-	-
-	-	-	-	-	-	-	-
-	-	-	-	-	-	-	-
-	-	-	-	-	-	-	-
-	-	-	-	-	-	-	-
-	-	-	-	-	-	-	-
-	-	-	-	-	-	-	-
-	-	-	-	-	-	-	-
ALL OTHER School Districts: (Count = 0)	-	-	-	-	-	-	-
TOTAL ENROLLMENT	-	480	-	-	480	-	-
REVENUE PER PUPIL	-	4,130	-	-	4,130	-	-
EXPENSES PER PUPIL	-	4,052	-	-	4,052	-	-

)OL
n

Total Revenue	1,982,416	-	-	1,982,416	-
Total Expenses	1,944,778	-	-	1,944,778	-
Net Income	37,638	-	-	37,638	-
Actual Student Enrollment	480	-	-	480	-
Quarter - 1/1 - 3/31					
4th Quarter - 4/1 - 6/30					
*NOTE: Enrollment, Revenue and Expenditure Data IN the 'Total and Variance Analysis' Section is Based on LAST ACTUAL Quarter Completed					
	Current Budget	Variance	Actual	Current Budget	Variance
Other	-	-		-	-
TOTAL REVENUE FROM FEDERAL SOURCES	133,764	-	-	133,764	-
LOCAL and OTHER REVENUE					
Contributions and Donations	3,375	-		3,375	-
Fundraising	-	-		-	-
Erate Reimbursement	16,250	-		16,250	-
Earnings on Investments	-	-		-	-
Interest Income	-	-		-	-
Food Service (Income from meals)	-	-		-	-
Text Book	10,080	-		10,080	-
OTHER	<u>38,150</u>	-		<u>38,150</u>	-
TOTAL REVENUE FROM LOCAL and OTHER SOURCES	<u>67,855</u>	-	-	<u>67,855</u>	-
TOTAL REVENUE	<u>1,982,416</u>	-	-	<u>1,982,416</u>	-

)OL
n

Total Revenue	1,982,416	-	-	1,982,416	-
Total Expenses	1,944,778	-	-	1,944,778	-
Net Income	37,638	-	-	37,638	-
Actual Student Enrollment	480	-	-	480	-

*NOTE: Enrollment, Revenue and Expenditure Data IN the 'Total and Variance Analysis' Section is Based on LAST ACTUAL Quarter Completed	Quarter - 1/1 - 3/31		4th Quarter - 4/1 - 6/30		
	Current Budget	Variance	Actual	Current Budget	Variance

EXPENSES	Quarter 0 No. of Positions					
ADMINISTRATIVE STAFF PERSONNEL COSTS						
Executive Management	-	31,238	-		31,238	-
Instructional Management	-	56,610	-		56,610	-
Deans, Directors & Coordinators	-	113,179	-		113,179	-
CFO / Director of Finance	-	14,494	-		14,494	-
Operation / Business Manager	-	44,115	-		44,115	-
Administrative Staff	-	<u>51,681</u>	-		<u>51,681</u>	-
TOTAL ADMINISTRATIVE STAFF	-	311,317	-	-	311,317	-
INSTRUCTIONAL PERSONNEL COSTS						
Teachers - Regular	-	416,414	-		416,414	-
Teachers - SPED	-	48,340	-		48,340	-
Substitute Teachers	-	21,830	-		21,830	-
Teaching Assistants	-	125,719	-		125,719	-
Specialty Teachers	-	132,170	-		132,170	-
Aides	-	-	-		-	-
Therapists & Counselors	-	22,191	-		22,191	-
Other	-	<u>68,262</u>	-		<u>68,262</u>	-
TOTAL INSTRUCTIONAL	-	834,927	-	-	834,927	-
NON-INSTRUCTIONAL PERSONNEL COSTS						
Nurse	-	-	-		-	-
Librarian	-	-	-		-	-
Custodian	-	10,156	-		10,156	-
Security	-	24,936	-		24,936	-
Other	-	<u>10,058</u>	-		<u>10,058</u>	-
TOTAL NON-INSTRUCTIONAL	-	45,150	-	-	45,150	-
SUBTOTAL PERSONNEL SERVICE COSTS	-	1,191,393	-	-	1,191,393	-
PAYROLL TAXES AND BENEFITS						
Payroll Taxes		93,448	-		93,448	-
Fringe / Employee Benefits		252,101	-		252,101	-
Retirement / Pension		<u>48,655</u>	-		<u>48,655</u>	-
TOTAL PAYROLL TAXES AND BENEFITS		394,203	-	-	394,203	-
TOTAL PERSONNEL SERVICE COSTS	-	1,585,596	-	-	1,585,596	-

)OL n					
Total Revenue	1,982,416	-	-	1,982,416	-
Total Expenses	1,944,778	-	-	1,944,778	-
Net Income	37,638	-	-	37,638	-
Actual Student Enrollment	480	-	-	480	-
	Quarter - 1/1 - 3/31		4th Quarter - 4/1 - 6/30		
*NOTE: Enrollment, Revenue and Expenditure Data IN the 'Total and Variance Analysis' Section is Based on LAST ACTUAL Quarter Completed)OL n				
	Current Budget	Variance	Actual	Current Budget	Variance
CONTRACTED SERVICES					
Accounting / Audit	8,365	-		8,365	-
Legal	1,250	-		1,250	-
Management Company Fee	-	-		-	-
Nurse Services	-	-		-	-
Food Service / School Lunch	58,454	-		58,454	-
Payroll Services	22,415	-		22,415	-
Special Ed Services	-	-		-	-
Titlement Services (i.e. Title I)	-	-		-	-
Other Purchased / Professional / Consulting	50,084	-		50,084	-
TOTAL CONTRACTED SERVICES	140,567	-	-	140,567	-

)OL
n

Total Revenue	1,982,416	-	-	1,982,416	-
Total Expenses	1,944,778	-	-	1,944,778	-
Net Income	37,638	-	-	37,638	-
Actual Student Enrollment	480	-	-	480	-

*NOTE: Enrollment, Revenue and Expenditure Data IN the 'Total and Variance Analysis' Section is Based on LAST ACTUAL Quarter Completed	Quarter - 1/1 - 3/31		4th Quarter - 4/1 - 6/30		
	Current Budget	Variance	Actual	Current Budget	Variance
SCHOOL OPERATIONS					
Board Expenses	3,466	-		3,466	-
Classroom / Teaching Supplies & Materials	6,888	-		6,888	-
Special Ed Supplies & Materials	-	-		-	-
Textbooks / Workbooks	15,556	-		15,556	-
Supplies & Materials other	-	-		-	-
Equipment / Furniture	10,593	-		10,593	-
Telephone	7,530	-		7,530	-
Technology	20,542	-		20,542	-
Student Testing & Assessment	8,097	-		8,097	-
Field Trips	6,425	-		6,425	-
Transportation (student)	-	-		-	-
Student Services - other	8,025	-		8,025	-
Office Expense	9,485	-		9,485	-
Staff Development	12,975	-		12,975	-
Staff Recruitment	2,520	-		2,520	-
Student Recruitment / Marketing	7,398	-		7,398	-
School Meals / Lunch	2,063	-		2,063	-
Travel (Staff)	3,775	-		3,775	-
Fundraising	-	-		-	-
Other	<u>9,524</u>	-		<u>9,524</u>	-
TOTAL SCHOOL OPERATIONS	134,861	-	-	134,861	-
FACILITY OPERATION & MAINTENANCE					
Insurance	14,599	-		14,599	-
Janitorial	5,878	-		5,878	-
Building and Land Rent / Lease / Facility Finance Interest	33,864	-		33,864	-
Repairs & Maintenance	6,850	-		6,850	-
Equipment / Furniture	-	-		-	-
Security	-	-		-	-
Utilities	<u>22,563</u>	-		<u>22,563</u>	-
TOTAL FACILITY OPERATION & MAINTENANCE	83,754	-	-	83,754	-
DEPRECIATION & AMORTIZATION	-	-		-	-
RESERVES / CONTINGENCY	-	-		-	-
TOTAL EXPENSES	<u>1,944,778</u>	-	-	<u>1,944,778</u>	-

)OL)OL		
	n				
Total Revenue	1,982,416	-	-	1,982,416	-
Total Expenses	1,944,778	-	-	1,944,778	-
Net Income	37,638	-	-	37,638	-
Actual Student Enrollment	480	-	-	480	-
	Quarter - 1/1 - 3/31		4th Quarter - 4/1 - 6/30		
	Quarter - 1/1 - 3/31				
	Current Budget	Variance	Actual	Current Budget	Variance
NET INCOME	<u>37,638</u>	-	-	<u>37,638</u>	-

*NOTE: Enrollment, Revenue and Expenditure Data IN the 'Total and Variance Analysis' Section is Based on LAST ACTUAL Quarter Completed

P n					
Total Revenue	1,982,416	-	-	1,982,416	-
Total Expenses	1,944,778	-	-	1,944,778	-
Net Income	37,638	-	-	37,638	-
Actual Student Enrollment	480	-	-	480	-
		Quarter - 1/1 - 3/31		4th Quarter - 4/1 - 6/30	
		Quarter - 1/1 - 3/31		4th Quarter - 4/1 - 6/30	
*NOTE: Enrollment, Revenue and Expenditure Data IN the 'Total and Variance Analysis' Section is Based on LAST ACTUAL Quarter Completed					
		Current		Current	
		Budget	Variance	Actual	Budget
					Variance
ENROLLMENT - *School Districts Are Linked To Above Entries*					
NYC CHANCELLOR'S OFFICE	480	-	-	480	-
-	-	-	-	-	-
-	-	-	-	-	-
-	-	-	-	-	-
-	-	-	-	-	-
-	-	-	-	-	-
-	-	-	-	-	-
-	-	-	-	-	-
-	-	-	-	-	-
-	-	-	-	-	-
-	-	-	-	-	-
-	-	-	-	-	-
-	-	-	-	-	-
-	-	-	-	-	-
-	-	-	-	-	-
-	-	-	-	-	-
-	-	-	-	-	-
ALL OTHER School Districts: (Count = 0)	-	-	-	-	-
TOTAL ENROLLMENT	480	-	-	480	-
REVENUE PER PUPIL	4,130	-	-	4,130	-
EXPENSES PER PUPIL	4,052	-	-	4,052	-

**AMBER CHARTER SCHOOL
Budget / Operating Plan**

2017-18

Total Revenue	-	-	-	7,929,666	(7,929,666)	-	-	7,929,666
Total Expenses	-	-	-	7,779,112	7,779,112	-	-	7,779,112
Net Income	-	-	-	150,554	(150,554)	-	-	150,554
Actual Student Enrollment	-	-	-			-	-	

***NOTE: Enrollment, Revenue and Expenditure Data IN the 'Total and Variance Analysis' Section is Based on LAST ACTUAL Quarter Completed**

TOTALS AND VARIANCE ANALYSIS

	Actual	Current Budget (Current Quarter)	Actual vs. Current Budget	Current Budget - TY	Actual vs. Current Budget TY	Original Budget (Current Quarter)	Actual vs. Original Budget	Original Budget -
Other	-	-	-	-	-	-	-	
TOTAL REVENUE FROM FEDERAL SOURCES	-	-	-	535,055	(535,055)	-	-	535,055
LOCAL and OTHER REVENUE								
Contributions and Donations	-	-	-	13,500	(13,500)	-	-	13,500
Fundraising	-	-	-	-	-	-	-	
Erate Reimbursement	-	-	-	65,000	(65,000)	-	-	65,000
Earnings on Investments	-	-	-	-	-	-	-	
Interest Income	-	-	-	-	-	-	-	
Food Service (Income from meals)	-	-	-	-	-	-	-	
Text Book	-	-	-	40,320	(40,320)	-	-	40,320
OTHER	-	-	-	152,600	(152,600)	-	-	152,600
TOTAL REVENUE FROM LOCAL and OTHER SOURCES	-	-	-	271,420	(271,420)	-	-	271,420
TOTAL REVENUE	-	-	-	7,929,666	(7,929,666)	-	-	7,929,666

AMBER CHARTER SCHOOL
Budget / Operating Plan

2017-18

Total Revenue	-	-	-	7,929,666	(7,929,666)	-	-	7,929,666
Total Expenses	-	-	-	7,779,112	7,779,112	-	-	7,779,112
Net Income	-	-	-	150,554	(150,554)	-	-	150,554
Actual Student Enrollment	-	-	-			-	-	

***NOTE: Enrollment, Revenue and Expenditure Data IN the 'Total and Variance Analysis' Section is Based on LAST ACTUAL Quarter Completed**

TOTALS AND VARIANCE ANALYSIS

Actual	Current Budget (Current Quarter)	Actual vs. Current Budget	Current Budget - TY	Actual vs. Current Budget TY	Original Budget (Current Quarter)	Actual vs. Original Budget	Original Budget -
---------------	---	----------------------------------	----------------------------	-------------------------------------	--	-----------------------------------	--------------------------

EXPENSES	Quarter 0 No. of Positions
ADMINISTRATIVE STAFF PERSONNEL COSTS	
Executive Management	-
Instructional Management	-
Deans, Directors & Coordinators	-
CFO / Director of Finance	-
Operation / Business Manager	-
Administrative Staff	-
TOTAL ADMINISTRATIVE STAFF	-
INSTRUCTIONAL PERSONNEL COSTS	
Teachers - Regular	-
Teachers - SPED	-
Substitute Teachers	-
Teaching Assistants	-
Specialty Teachers	-
Aides	-
Therapists & Counselors	-
Other	-
TOTAL INSTRUCTIONAL	-
NON-INSTRUCTIONAL PERSONNEL COSTS	
Nurse	-
Librarian	-
Custodian	-
Security	-
Other	-
TOTAL NON-INSTRUCTIONAL	-
SUBTOTAL PERSONNEL SERVICE COSTS	-
PAYROLL TAXES AND BENEFITS	
Payroll Taxes	
Fringe / Employee Benefits	
Retirement / Pension	
TOTAL PAYROLL TAXES AND BENEFITS	
TOTAL PERSONNEL SERVICE COSTS	-

-	-	-	124,950	124,950	-	-	124,950
-	-	-	226,440	226,440	-	-	226,440
-	-	-	452,714	452,714	-	-	452,714
-	-	-	57,977	57,977	-	-	57,977
-	-	-	176,459	176,459	-	-	176,459
-	-	-	206,725	206,725	-	-	206,725
-	-	-	1,245,266	1,245,266	-	-	1,245,266
-	-	-	1,665,658	1,665,658	-	-	1,665,658
-	-	-	193,361	193,361	-	-	193,361
-	-	-	87,320	87,320	-	-	87,320
-	-	-	502,877	502,877	-	-	502,877
-	-	-	528,679	528,679	-	-	528,679
-	-	-	-	-	-	-	-
-	-	-	88,764	88,764	-	-	88,764
-	-	-	273,050	273,050	-	-	273,050
-	-	-	3,339,708	3,339,708	-	-	3,339,708
-	-	-	-	-	-	-	-
-	-	-	-	-	-	-	-
-	-	-	40,622	40,622	-	-	40,622
-	-	-	99,746	99,746	-	-	99,746
-	-	-	40,230	40,230	-	-	40,230
-	-	-	180,598	180,598	-	-	180,598
-	-	-	4,765,572	4,765,572	-	-	4,765,572
-	-	-	373,792	373,792	-	-	373,792
-	-	-	1,008,403	1,008,403	-	-	1,008,403
-	-	-	194,619	194,619	-	-	194,619
-	-	-	1,576,813	1,576,813	-	-	1,576,813
-	-	-	6,342,385	6,342,385	-	-	6,342,385

**AMBER CHARTER SCHOOL
Budget / Operating Plan**

2017-18

Total Revenue	-	-	-	7,929,666	(7,929,666)	-	-	7,929,666
Total Expenses	-	-	-	7,779,112	7,779,112	-	-	7,779,112
Net Income	-	-	-	150,554	(150,554)	-	-	150,554
Actual Student Enrollment	-	-	-			-	-	

TOTALS AND VARIANCE ANALYSIS

***NOTE: Enrollment, Revenue and Expenditure Data IN the 'Total and Variance Analysis' Section is Based on LAST ACTUAL Quarter Completed**

	Actual	Current Budget (Current Quarter)	Actual vs. Current Budget	Current Budget - TY	Actual vs. Current Budget TY	Original Budget (Current Quarter)	Actual vs. Original Budget	Original Budget -
CONTRACTED SERVICES								
Accounting / Audit	-	-	-	33,460	33,460	-	-	33,460
Legal	-	-	-	5,000	5,000	-	-	5,000
Management Company Fee	-	-	-	-	-	-	-	
Nurse Services	-	-	-	-	-	-	-	
Food Service / School Lunch	-	-	-	233,814	233,814	-	-	233,814
Payroll Services	-	-	-	89,658	89,658	-	-	89,658
Special Ed Services	-	-	-	-	-	-	-	
Titlement Services (i.e. Title I)	-	-	-	-	-	-	-	
Other Purchased / Professional / Consulting	-	-	-	200,335	200,335	-	-	200,335
TOTAL CONTRACTED SERVICES	-	-	-	562,267	562,267	-	-	562,267

**AMBER CHARTER SCHOOL
Budget / Operating Plan**

2017-18

Total Revenue	-	-	-	7,929,666	(7,929,666)	-	-	7,929,666
Total Expenses	-	-	-	7,779,112	7,779,112	-	-	7,779,112
Net Income	-	-	-	150,554	(150,554)	-	-	150,554
Actual Student Enrollment	-	-	-			-	-	

TOTALS AND VARIANCE ANALYSIS

***NOTE: Enrollment, Revenue and Expenditure Data IN the 'Total and Variance Analysis' Section is Based on LAST ACTUAL Quarter Completed**

	Actual	Current Budget (Current Quarter)	Actual vs. Current Budget	Current Budget - TY	Actual vs. Current Budget TY	Original Budget (Current Quarter)	Actual vs. Original Budget	Original Budget -
SCHOOL OPERATIONS								
Board Expenses	-	-	-	13,866	13,866	-	-	13,866
Classroom / Teaching Supplies & Materials	-	-	-	27,550	27,550	-	-	27,550
Special Ed Supplies & Materials	-	-	-	-	-	-	-	-
Textbooks / Workbooks	-	-	-	62,225	62,225	-	-	62,225
Supplies & Materials other	-	-	-	-	-	-	-	-
Equipment / Furniture	-	-	-	42,372	42,372	-	-	42,372
Telephone	-	-	-	30,120	30,120	-	-	30,120
Technology	-	-	-	82,168	82,168	-	-	82,168
Student Testing & Assessment	-	-	-	32,390	32,390	-	-	32,390
Field Trips	-	-	-	25,700	25,700	-	-	25,700
Transportation (student)	-	-	-	-	-	-	-	-
Student Services - other	-	-	-	32,100	32,100	-	-	32,100
Office Expense	-	-	-	37,940	37,940	-	-	37,940
Staff Development	-	-	-	51,900	51,900	-	-	51,900
Staff Recruitment	-	-	-	10,080	10,080	-	-	10,080
Student Recruitment / Marketing	-	-	-	29,590	29,590	-	-	29,590
School Meals / Lunch	-	-	-	8,250	8,250	-	-	8,250
Travel (Staff)	-	-	-	15,100	15,100	-	-	15,100
Fundraising	-	-	-	-	-	-	-	-
Other	-	-	-	38,095	38,095	-	-	38,095
TOTAL SCHOOL OPERATIONS	-	-	-	539,445	539,445	-	-	539,445
FACILITY OPERATION & MAINTENANCE								
Insurance	-	-	-	58,395	58,395	-	-	58,395
Janitorial	-	-	-	23,510	23,510	-	-	23,510
Building and Land Rent / Lease / Facility Finance Interest	-	-	-	135,456	135,456	-	-	135,456
Repairs & Maintenance	-	-	-	27,400	27,400	-	-	27,400
Equipment / Furniture	-	-	-	-	-	-	-	-
Security	-	-	-	-	-	-	-	-
Utilities	-	-	-	90,253	90,253	-	-	90,253
TOTAL FACILITY OPERATION & MAINTENANCE	-	-	-	335,015	335,015	-	-	335,015
DEPRECIATION & AMORTIZATION	-	-	-	-	-	-	-	-
RESERVES / CONTINGENCY	-	-	-	-	-	-	-	-
TOTAL EXPENSES	-	-	-	7,779,112	7,779,112	-	-	7,779,112

**AMBER CHARTER SCHOOL
Budget / Operating Plan**

2017-18

Total Revenue	-	-	-	7,929,666	(7,929,666)	-	-	7,929,666
Total Expenses	-	-	-	7,779,112	7,779,112	-	-	7,779,112
Net Income	-	-	-	150,554	(150,554)	-	-	150,554
Actual Student Enrollment	-	-	-			-	-	

TOTALS AND VARIANCE ANALYSIS

<p>*NOTE: Enrollment, Revenue and Expenditure Data IN the 'Total and Variance Analysis' Section is Based on LAST ACTUAL Quarter Completed</p>		Current Budget (Current Quarter)	Actual vs. Current Budget	Current Budget - TY		Actual vs. Current Budget TY	Original Budget (Current Quarter)	Actual vs. Original Budget	Original Budget -
	Actual								
NET INCOME	-	-	-	150,554	(150,554)	-	-	-	150,554

**AMER. CHARTER SCHOOL
Budget / Operating Plan
2017-18**

Total Revenue	-	-	-	7,929,666	(7,929,666)	-	-	7,929,666
Total Expenses	-	-	-	7,779,112	7,779,112	-	-	7,779,112
Net Income	-	-	-	150,554	(150,554)	-	-	150,554
Actual Student Enrollment	-	-	-			-	-	

TOTALS AND VARIANCE ANALYSIS

*NOTE: Enrollment, Revenue and Expenditure Data IN the 'Total and Variance Analysis' Section is Based on LAST ACTUAL Quarter Completed	TOTALS AND VARIANCE ANALYSIS							
	Actual	Current Budget (Current Quarter)	Actual vs. Current Budget	Current Budget - TY	Actual vs. Current Budget TY	Original Budget (Current Quarter)	Actual vs. Original Budget	Original Budget -

ENROLLMENT - *School Districts Are Linked To Above Entries*	* Enrollment Data Based on Last Actual Quarter Completed							
NYC CHANCELLOR'S OFFICE	-	-	-		-	-	-	
-	-	-	-		-	-	-	
-	-	-	-		-	-	-	
-	-	-	-		-	-	-	
-	-	-	-		-	-	-	
-	-	-	-		-	-	-	
-	-	-	-		-	-	-	
-	-	-	-		-	-	-	
-	-	-	-		-	-	-	
-	-	-	-		-	-	-	
-	-	-	-		-	-	-	
-	-	-	-		-	-	-	
-	-	-	-		-	-	-	
-	-	-	-		-	-	-	
-	-	-	-		-	-	-	
-	-	-	-		-	-	-	
ALL OTHER School Districts: (Count = 0)	-	-	-		-	-	-	
TOTAL ENROLLMENT	-	-	-		-	-	-	
REVENUE PER PUPIL	-	-	-		-	-	-	
EXPENSES PER PUPIL	-	-	-		-	-	-	



Total Revenue	(7,929,666)	-	-
Total Expenses	7,779,112	-	-
Net Income	(150,554)	-	-
Actual Student Enrollment		-	-
<p>*NOTE: Enrollment, Revenue and Expenditure Data IN the 'Total and Variance Analysis' Section is Based on LAST ACTUAL Quarter Completed</p>			
	Actual vs. Original Budget TY	PY Actual (PY TY / No. of COMPLETED Actual CY	Actual CY vs. Actual PY
Other	-	-	-
TOTAL REVENUE FROM FEDERAL SOURCES	(535,055)	-	-
LOCAL and OTHER REVENUE			
Contributions and Donations	(13,500)	-	-
Fundraising	-	-	-
Erate Reimbursement	(65,000)	-	-
Earnings on Investments	-	-	-
Interest Income	-	-	-
Food Service (Income from meals)	-	-	-
Text Book	(40,320)	-	-
OTHER	(152,600)	-	-
TOTAL REVENUE FROM LOCAL and OTHER SOURCES	(271,420)	-	-
TOTAL REVENUE	(7,929,666)	-	-

Total Revenue	(7,929,666)	-	-
Total Expenses	7,779,112	-	-
Net Income	(150,554)	-	-
Actual Student Enrollment		-	-

***NOTE: Enrollment, Revenue and Expenditure Data IN the 'Total and Variance Analysis' Section is Based on LAST ACTUAL Quarter Completed**

Actual vs. Original Budget TY	PY Actual (PY TY / No. of COMPLETED Actual CY	Actual CY vs. Actual PY
--------------------------------------	--	--------------------------------

EXPENSES	Quarter 0 No. of Positions			
ADMINISTRATIVE STAFF PERSONNEL COSTS				
Executive Management	-	124,950	-	-
Instructional Management	-	226,440	-	-
Deans, Directors & Coordinators	-	452,714	-	-
CFO / Director of Finance	-	57,977	-	-
Operation / Business Manager	-	176,459	-	-
Administrative Staff	-	206,725	-	-
TOTAL ADMINISTRATIVE STAFF	-	1,245,266	-	-
INSTRUCTIONAL PERSONNEL COSTS				
Teachers - Regular	-	1,665,658	-	-
Teachers - SPED	-	193,361	-	-
Substitute Teachers	-	87,320	-	-
Teaching Assistants	-	502,877	-	-
Specialty Teachers	-	528,679	-	-
Aides	-	-	-	-
Therapists & Counselors	-	88,764	-	-
Other	-	273,050	-	-
TOTAL INSTRUCTIONAL	-	3,339,708	-	-
NON-INSTRUCTIONAL PERSONNEL COSTS				
Nurse	-	-	-	-
Librarian	-	-	-	-
Custodian	-	40,622	-	-
Security	-	99,746	-	-
Other	-	40,230	-	-
TOTAL NON-INSTRUCTIONAL	-	180,598	-	-
SUBTOTAL PERSONNEL SERVICE COSTS	-	4,765,572	-	-
PAYROLL TAXES AND BENEFITS				
Payroll Taxes		373,792	-	-
Fringe / Employee Benefits		1,008,403	-	-
Retirement / Pension		194,619	-	-
TOTAL PAYROLL TAXES AND BENEFITS		1,576,813	-	-
TOTAL PERSONNEL SERVICE COSTS	-	6,342,385	-	-



Total Revenue	(7,929,666)	-	-
Total Expenses	7,779,112	-	-
Net Income	(150,554)	-	-
Actual Student Enrollment		-	-
<p>*NOTE: Enrollment, Revenue and Expenditure Data IN the 'Total and Variance Analysis' Section is Based on LAST ACTUAL Quarter Completed</p>			
	Actual vs. Original Budget TY	PY Actual (PY TY / No. of COMPLETED Actual CY	Actual CY vs. Actual PY
CONTRACTED SERVICES			
Accounting / Audit	33,460	-	-
Legal	5,000	-	-
Management Company Fee	-	-	-
Nurse Services	-	-	-
Food Service / School Lunch	233,814	-	-
Payroll Services	89,658	-	-
Special Ed Services	-	-	-
Titlement Services (i.e. Title I)	-	-	-
Other Purchased / Professional / Consulting	200,335	-	-
TOTAL CONTRACTED SERVICES	562,267	-	-

Total Revenue	(7,929,666)	-	-
Total Expenses	7,779,112	-	-
Net Income	(150,554)	-	-
Actual Student Enrollment		-	-
<p>*NOTE: Enrollment, Revenue and Expenditure Data IN the 'Total and Variance Analysis' Section is Based on LAST ACTUAL Quarter Completed</p>			
	Actual vs. Original Budget TY	PY Actual (PY TY / No. of COMPLETED Actual CY	Actual CY vs. Actual PY
SCHOOL OPERATIONS			
Board Expenses	13,866	-	-
Classroom / Teaching Supplies & Materials	27,550	-	-
Special Ed Supplies & Materials	-	-	-
Textbooks / Workbooks	62,225	-	-
Supplies & Materials other	-	-	-
Equipment / Furniture	42,372	-	-
Telephone	30,120	-	-
Technology	82,168	-	-
Student Testing & Assessment	32,390	-	-
Field Trips	25,700	-	-
Transportation (student)	-	-	-
Student Services - other	32,100	-	-
Office Expense	37,940	-	-
Staff Development	51,900	-	-
Staff Recruitment	10,080	-	-
Student Recruitment / Marketing	29,590	-	-
School Meals / Lunch	8,250	-	-
Travel (Staff)	15,100	-	-
Fundraising	-	-	-
Other	38,095	-	-
TOTAL SCHOOL OPERATIONS	539,445	-	-
FACILITY OPERATION & MAINTENANCE			
Insurance	58,395	-	-
Janitorial	23,510	-	-
Building and Land Rent / Lease / Facility Finance Interest	135,456	-	-
Repairs & Maintenance	27,400	-	-
Equipment / Furniture	-	-	-
Security	-	-	-
Utilities	90,253	-	-
TOTAL FACILITY OPERATION & MAINTENANCE	335,015	-	-
DEPRECIATION & AMORTIZATION	-	-	-
RESERVES / CONTINGENCY	-	-	-
TOTAL EXPENSES	7,779,112	-	-

--

Total Revenue	(7,929,666)	-	-
Total Expenses	7,779,112	-	-
Net Income	(150,554)	-	-
Actual Student Enrollment		-	
<p>*NOTE: Enrollment, Revenue and Expenditure Data IN the 'Total and Variance Analysis' Section is Based on LAST ACTUAL Quarter Completed</p>			
	Actual vs. Original Budget TY	PY Actual (PY TY / No. of COMPLETED Actual CY	Actual CY vs. Actual PY
NET INCOME	(150,554)	-	-

--	--	--	--

Total Revenue	(7,929,666)	-	-
Total Expenses	7,779,112	-	-
Net Income	(150,554)	-	-
Actual Student Enrollment		-	-

*NOTE: Enrollment, Revenue and Expenditure Data IN the 'Total and Variance Analysis' Section is Based on LAST ACTUAL Quarter Completed	Actual	PY Actual (PY TY	
	vs.	/ No. of	Actual CY
	Original	COMPLETED	vs.
	Budget TY	Actual CY	Actual PY

ENROLLMENT - *School Districts Are Linked To Above Entries*			
NYC CHANCELLOR'S OFFICE		-	-
-		-	-
-		-	-
-		-	-
-		-	-
-		-	-
-		-	-
-		-	-
-		-	-
-		-	-
-		-	-
-		-	-
-		-	-
-		-	-
-		-	-
-		-	-
-		-	-
ALL OTHER School Districts: (Count = 0)		-	-
TOTAL ENROLLMENT		-	-
REVENUE PER PUPIL		-	-
EXPENSES PER PUPIL		-	-



Annual Report Requirement
for SUNY Authorized Charter Schools
AMBER CHARTER SCHOOL
2017-18

Administrative
expenditures per pupil:

\$0.00

Per NYS Statute

Administrative expenditures per pupil: the sum of all general administration salaries and other general administration expenditures divided by the total number of enrolled students. Employee benefit costs or expenditures should not be reported here.

***NOTE: THIS TAB ONLY NEEDS TO BE COMPLETED FOR Q4**



FOR INSTITUTE USE ONLY
FILING FOR SCHOOL YEAR: _____
DATE RECEIVED: _____

**DISCLOSURE OF FINANCIAL INTEREST
BY A NOT-FOR-PROFIT CHARTER SCHOOL
EDUCATION CORPORATION TRUSTEE**

1. Name of education corporation: Amber Charter School
2. Trustee's name (print): Soledad Hiciano
3. Position(s) on board, if any: (e.g., chair, treasurer, committee chair, etc.):
Chair

4. Home address: [Redacted]

5. Business Address: [Redacted]

6. Daytime phone: [Redacted]

7. E-mail: [Redacted]

8. Is Trustee an employee of the education corporation? ___ Yes. No. If you checked yes, please provide a description of the position you hold, your salary and your start date.

9. Identify each interest/transaction (and provide the requested information) that you or any of your immediate family members have held or engaged in with the education corporation during the prior school year. If there has been no such financial interest or transaction, please write "None." Please note that if you answered yes to Question 8, you need not disclose again your employment status, salary, etc.

Date(s)	Nature of Financial Interest/Transaction	Steps Taken to Avoid a Conflict of Interest, (e.g., did not vote, did not participate in discussion)	Identity of Person Holding Interest or Engaging in Transaction (e.g., you and/or immediate family member (name))
9/2016	Executive Director of A.C.D.P. Inc. who run the afterschool program for Amber II	Did not vote on the adaptation of the after school.	Self

Please write "None" if applicable. Do not leave this space blank.

10. Identify each individual, business, corporation, union association, firm, partnership, committee proprietorship, franchise holding company, joint stock company, business or real estate trust, non-profit organization, or other organization or group of people doing business with the education corporation *and* in which such entity, during the preceding school year (July 1 – June 30), you and/or your immediate family member(s) had a financial interest or other relationship. If you are a member, director, officer or employee of an organization formally partnered with the education corporation that is doing business with the education corporation through a management or services agreement, you need not list every transaction between such entity and the education corporation that is pursuant to such agreement; rather, please identify only the name of the entity, your position in the entity as well as the relationship between such entity and the education corporation. If there was no financial interest, please write "None."

Entity Conducting Business with the Education Corporation	Nature of Business Conducted	Approximate Value of the Business Conducted	Name of Trustee and/or Immediate Family Holding an Interest in the Entity Conducting Business with the Education Corporation and the Nature of the Interest	Steps Taken to Avoid Conflict of Interest
A.C.D.P.	After School	24,000.00	Self	Did not vote or participate in discussion of the afterschool program.

Solida
Signature

6/14/17
Date



FOR INSTITUTE USE ONLY
FILING FOR SCHOOL YEAR: _____
DATE RECEIVED: _____

DISCLOSURE OF FINANCIAL INTEREST
BY A NOT-FOR-PROFIT CHARTER SCHOOL
EDUCATION CORPORATION TRUSTEE

- 1. Name of education corporation: Amber Charter School
- 2. Trustee's name (print): Vasthi R. Acosta
- 3. Position(s) on board, if any: (e.g., chair, treasurer, committee chair, etc.): _____

member

- 4. Home address: _____
- 5. Business Address: _____
- 6. Daytime phone: _____
- 7. E-mail: _____

8. Is Trustee an employee of the education corporation? Yes. No. If you checked yes, please provide a description of the position you hold, your salary and your start date.

9. Identify each interest/transaction (and provide the requested information) that you or any of your immediate family members have held or engaged in with the education corporation during the prior school year. If there has been no such financial interest or transaction, please write "None." Please note that if you answered yes to Question 8, you need not disclose again your employment status, salary, etc.

Date(s)	Nature of Financial Interest/Transaction	Steps Taken to Avoid a Conflict of Interest, (e.g., did not vote, did not participate in discussion)	Identity of Person Holding Interest or Engaging in Transaction (e.g., you and/or immediate family member (name))
<p>Please write "None" if applicable. Do not leave this space blank.</p> <p><u>NONE</u></p>			

10. Identify each individual, business, corporation, union association, firm, partnership, committee proprietorship, franchise holding company, joint stock company, business or real estate trust, non-profit organization, or other organization or group of people doing business with the education corporation *and* in which such entity, during the preceding school year (July 1 – June 30), you and/or your immediate family member(s) had a financial interest or other relationship. If you are a member, director, officer or employee of an organization formally partnered with the education corporation that is doing business with the education corporation through a management or services agreement, you need not list every transaction between such entity and the education corporation that is pursuant to such agreement; rather, please identify only the name of the entity, your position in the entity as well as the relationship between such entity and the education corporation. If there was no financial interest, please write "None."

Entity Conducting Business with the Education Corporation	Nature of Business Conducted	Approximate Value of the Business Conducted	Name of Trustee and/or Immediate Family Holding an Interest in the Entity Conducting Business with the Education Corporation and the Nature of the Interest	Steps Taken to Avoid Conflict of Interest
<p><i>Please write "None" if applicable. Do not leave this space blank.</i></p> <p style="font-size: 2em; color: blue;">NONE</p>				

Vastu L Acosta

Signature

6.14.17

Date



FOR INSTITUTE USE ONLY
FILING FOR SCHOOL YEAR: _____
DATE RECEIVED: _____

**DISCLOSURE OF FINANCIAL INTEREST
BY A NOT-FOR-PROFIT CHARTER SCHOOL
EDUCATION CORPORATION TRUSTEE**

1. Name of education corporation: Amber Crest School
2. Trustee's name (print): John A. Gutierrez
3. Position(s) on board, if any: (e.g., chair, treasurer, committee chair, etc.): Secretary

4. Home address: [REDACTED]
5. Business Address: [REDACTED]
6. Daytime phone: [REDACTED]
7. E-mail: [REDACTED]

8. Is Trustee an employee of the education corporation? ___ Yes. No. If you checked yes, please provide a description of the position you hold, your salary and your start date.

9. Identify each interest/transaction (and provide the requested information) that you or any of your immediate family members have held or engaged in with the education corporation during the prior school year. If there has been no such financial interest or transaction, please write "None." Please note that if you answered yes to Question 8, you need not disclose again your employment status, salary, etc.

Date(s)	Nature of Financial Interest/Transaction	Steps Taken to Avoid a Conflict of Interest, (e.g., did not vote, did not participate in discussion)	Identity of Person Holding Interest or Engaging in Transaction (e.g., you and/or immediate family member (name))
None	None	None	None

Please write "None" if applicable. Do not leave this space blank.

10. Identify each individual, business, corporation, union association, firm, partnership, committee proprietorship, franchise holding company, joint stock company, business or real estate trust, non-profit organization, or other organization or group of people doing business with the education corporation *and* in which such entity, during the preceding school year (July 1 – June 30), you and/or your immediate family member(s) had a financial interest or other relationship. If you are a member, director, officer or employee of an organization formally partnered with the education corporation that is doing business with the education corporation through a management or services agreement, you need not list every transaction between such entity and the education corporation that is pursuant to such agreement; rather, please identify only the name of the entity, your position in the entity as well as the relationship between such entity and the education corporation. If there was no financial interest, please write "None."

Entity Conducting Business with the Education Corporation	Nature of Business Conducted	Approximate Value of the Business Conducted	Name of Trustee and/or Immediate Family Holding an Interest in the Entity Conducting Business with the Education Corporation and the Nature of the Interest	Steps Taken to Avoid Conflict of Interest
None	None	None	None	None



 Signature

6/14/17

 Date



FOR INSTITUTE USE ONLY
FILING FOR SCHOOL YEAR: _____
DATE RECEIVED: _____


**DISCLOSURE OF FINANCIAL INTEREST
BY A NOT-FOR-PROFIT CHARTER SCHOOL
EDUCATION CORPORATION TRUSTEE**

1. Name of education corporation: Amber Charter School
2. Trustee's name (print): Elena Goldberg Valazquez
3. Position(s) on board, if any: (e.g., chair, treasurer, committee chair, etc.):
Board Member
4. Home address: _____
5. Business Address _____
6. Daytime phone: _____
7. E-mail: _____
8. Is Trustee an employee of the education corporation? Yes. No. If you checked yes, please provide a description of the position you hold, your salary and your start date.

9. Identify each interest/transaction (and provide the requested information) that you or any of your immediate family members have held or engaged in with the education corporation during the prior school year. If there has been no such financial interest or transaction, please write "None." Please note that if you answered yes to Question 8, you need not disclose again your employment status, salary, etc.

Date(s)	Nature of Financial Interest/Transaction	Steps Taken to Avoid a Conflict of Interest, (e.g., did not vote, did not participate in discussion)	Identity of Person Holding Interest or Engaging in Transaction (e.g., you and/or immediate family member (name))
<p style="text-align: center;"><i>None</i></p> <p style="text-align: center;"><i>Please write "None" if applicable. Do not leave this space blank.</i></p>			

10. Identify each individual, business, corporation, union association, firm, partnership, committee proprietorship, franchise holding company, joint stock company, business or real estate trust, non-profit organization, or other organization or group of people doing business with the education corporation *and* in which such entity, during the preceding school year (July 1 – June 30), you and/or your immediate family member(s) had a financial interest or other relationship. If you are a member, director, officer or employee of an organization formally partnered with the education corporation that is doing business with the education corporation through a management or services agreement, you need not list every transaction between such entity and the education corporation that is pursuant to such agreement; rather, please identify only the name of the entity, your position in the entity as well as the relationship between such entity and the education corporation. If there was no financial interest, please write "None."

Entity Conducting Business with the Education Corporation	Nature of Business Conducted	Approximate Value of the Business Conducted	Name of Trustee and/or Immediate Family Holding an Interest in the Entity Conducting Business with the Education Corporation and the Nature of the Interest	Steps Taken to Avoid Conflict of Interest
<p style="text-align: center;">  <i>Please write "None" if applicable. Do not leave this space blank.</i> </p>				

Signature 

Date 6/14/17



FOR INSTITUTE USE ONLY
FILING FOR SCHOOL YEAR: _____
DATE RECEIVED: _____

**DISCLOSURE OF FINANCIAL INTEREST
BY A NOT-FOR-PROFIT CHARTER SCHOOL
EDUCATION CORPORATION TRUSTEE**

- Name of education corporation: Amber Charter School
- Trustee's name (print): Anthony Harris
- Position(s) on board, if any: (e.g., chair, treasurer, committee chair, etc.): Trustee

- Home address: [REDACTED]
- Business Address: [REDACTED]
- Daytime phone: [REDACTED]
- E-mail: [REDACTED]

8. Is Trustee an employee of the education corporation? ___ Yes. No. If you checked yes, please provide a description of the position you hold, your salary and your start date.

9. Identify each interest/transaction (and provide the requested information) that you or any of your immediate family members have held or engaged in with the education corporation during the prior school year. If there has been no such financial interest or transaction, please write "None." Please note that if you answered yes to Question 8, you need not disclose again your employment status, salary, etc.

Date(s)	Nature of Financial Interest/Transaction	Steps Taken to Avoid a Conflict of Interest, (e.g., did not vote, did not participate in discussion)	Identity of Person Holding Interest or Engaging in Transaction (e.g., you and/or immediate family member (name))
<p><i>NONE</i></p> <p><i>Please write "None" if applicable. Do not leave this space blank.</i></p>			

10. Identify each individual, business, corporation, union association, firm, partnership, committee proprietorship, franchise holding company, joint stock company, business or real estate trust, non-profit organization, or other organization or group of people doing business with the education corporation *and* in which such entity, during the preceding school year (July 1 – June 30), you and/or your immediate family member(s) had a financial interest or other relationship. If you are a member, director, officer or employee of an organization formally partnered with the education corporation that is doing business with the education corporation through a management or services agreement; you need not list every transaction between such entity and the education corporation that is pursuant to such agreement; rather, please identify only the name of the entity, your position in the entity as well as the relationship between such entity and the education corporation. If there was no financial interest, please write "None."

Entity Conducting Business with the Education Corporation	Nature of Business Conducted	Approximate Value of the Business Conducted	Name of Trustee and/or Immediate Family Holding an Interest in the Entity Conducting Business with the Education Corporation and the Nature of the Interest	Steps Taken to Avoid Conflict of Interest
<p><i>Please write "None" if applicable. Do not leave this space blank.</i></p> <p>NONE</p>				



 Signature

6.14.2017

 Date



FOR INSTITUTE USE ONLY
 FILING FOR SCHOOL
 YEAR: _____
 DATE RECEIVED: _____

**DISCLOSURE OF FINANCIAL INTEREST
 BY A NOT-FOR-PROFIT CHARTER SCHOOL
 EDUCATION CORPORATION TRUSTEE**


1. Name of education corporation: Amber Charter School I
2. Trustee's name (print): Jwanee Bedminster
3. Position(s) on board, if any: (e.g., chair, treasurer, committee chair, etc.):
Teacher Representative
4. Home address: _____
5. Business Address: _____
6. Daytime phone: _____
7. E-mail: _____
8. Is Trustee an employee of the education corporation? Yes. No. If you checked yes, please provide a description of the position you hold, your salary and your start date.

9. Identify each interest/transaction (and provide the requested information) that you or any of your immediate family members have held or engaged in with the education corporation during the prior school year. If there has been no such financial interest or transaction, please write "None." Please note that if you answered yes to Question 8, you need not disclose again your employment status, salary, etc.

Date(s)	Nature of Financial Interest/Transaction	Steps Taken to Avoid a Conflict of Interest, (e.g., did not vote, did not participate in discussion)	Identity of Person Holding Interest or Engaging in Transaction (e.g., you and/or immediate family member (name))
<p>Please write "None" if applicable. Do not leave this space blank.</p> <p><u>None</u></p>			

10. Identify each individual, business, corporation, union association, firm, partnership, committee proprietorship, franchise holding company, joint stock company, business or real estate trust, non-profit organization, or other organization or group of people doing business with the education corporation *and* in which such entity, during the preceding school year (July 1 – June 30), you and/or your immediate family member(s) had a financial interest or other relationship. If you are a member, director, officer or employee of an organization formally partnered with the education corporation that is doing business with the education corporation through a management or services agreement, you need not list every transaction between such entity and the education corporation that is pursuant to such agreement; rather, please identify only the name of the entity, your position in the entity as well as the relationship between such entity and the education corporation. If there was no financial interest, please write "None."

Entity Conducting Business with the Education Corporation	Nature of Business Conducted	Approximate Value of the Business Conducted	Name of Trustee and/or Immediate Family Holding an Interest in the Entity Conducting Business with the Education Corporation and the Nature of the Interest	Steps Taken to Avoid Conflict of Interest
<p>Please write "None" if applicable. Do not leave this space blank.</p> <p style="font-size: 2em; font-weight: bold;">None</p>				



 Signature

6/14/2017

 Date

**DISCLOSURE OF FINANCIAL INTEREST
 BY A NOT-FOR-PROFIT CHARTER SCHOOL
 EDUCATION CORPORATION TRUSTEE**

- 1. Name of education corporation: Amber Charter School
- 2. Trustee's name (print): Jenna Pantel
- 3. Position(s) on board, if any: (e.g., chair, treasurer, committee chair, etc.): Educational Committee Chair

4. Home address: [Redacted]
 5. Business Address: [Redacted]
 6. Daytime phone: [Redacted]

7. E-mail: [Redacted]

8. Is Trustee Yes No. If you checked yes, please provide a description of the position you hold, your salary and your start date.

9. Identify each interest/transaction (and provide the requested information) that you or any of your immediate family members have held or engaged in with the education corporation during the prior school year. If there has been no such financial interest or transaction, please write "None." Please note that if you answered yes to Question 8, you need not disclose again your employment status, salary, etc.

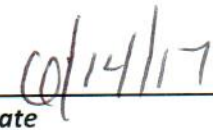
Date(s)	Nature of Financial Interest/Transaction	Steps Taken to Avoid a Conflict of Interest, (e.g., did not vote, did not participate in discussion)	Identity of Person Holding Interest or Engaging in Transaction (e.g., you and/or immediate family member (name))
<p><i>none</i></p> <p>Please write "None" if applicable. Do not leave this space blank.</p>			

10. Identify each individual, business, corporation, union association, firm, partnership, committee proprietorship, franchise holding company, joint stock company, business or real estate trust, non-profit organization, or other organization or group of people doing business with the education corporation *and* in which such entity, during the preceding school year (July 1 – June 30), you and/or your immediate family member(s) had a financial interest or other relationship. If you are a member, director, officer or employee of an organization formally partnered with the education corporation that is doing business with the education corporation through a management or services agreement, you need not list every transaction between such entity and the education corporation that is pursuant to such agreement; rather, please identify only the name of the entity, your position in the entity as well as the relationship between such entity and the education corporation. If there was no financial interest, please write "None."

Entity Conducting Business with the Education Corporation	Nature of Business Conducted	Approximate Value of the Business Conducted	Name of Trustee and/or Immediate Family Holding an Interest in the Entity Conducting Business with the Education Corporation and the Nature of the Interest	Steps Taken to Avoid Conflict of Interest
<p style="text-align: center;"><i>none</i> →</p> <p style="text-align: center;"><i>Please write "None" if applicable. Do not leave this space blank.</i></p>				



 Signature







 Date



FOR INSTITUTE USE ONLY
FILING FOR SCHOOL YEAR: _____
DATE RECEIVED: _____

**DISCLOSURE OF FINANCIAL INTEREST
BY A NOT-FOR-PROFIT CHARTER SCHOOL
EDUCATION CORPORATION TRUSTEE**

- Name of education corporation: Amber Charter School
- Trustee's name (print): BEATRIZ GONZALEZ
- Position(s) on board, if any: (e.g., chair, treasurer, committee chair, etc.): trustee.

- Home address: 
- Business Address: 
- Daytime phone: 
- E-mail: 

8. Is Trustee an employee of the education corporation? Yes. No. If you checked yes, please provide a description of the position you hold, your salary and your start date.

9. Identify each interest/transaction (and provide the requested information) that you or any of your immediate family members have held or engaged in with the education corporation during the prior school year. If there has been no such financial interest or transaction, please write "None." Please note that if you answered yes to Question 8, you need not disclose again your employment status, salary, etc.

Date(s)	Nature of Financial Interest/Transaction	Steps Taken to Avoid a Conflict of Interest, (e.g., did not vote, did not participate in discussion)	Identity of Person Holding Interest or Engaging in Transaction (e.g., you and/or immediate family member (name))
<i>None</i>			
<i>Please write "None" if applicable. Do not leave this space blank.</i>			

10. Identify each individual, business, corporation, union association, firm, partnership, committee proprietorship, franchise holding company, joint stock company, business or real estate trust, non-profit organization, or other organization or group of people doing business with the education corporation *and* in which such entity, during the preceding school year (July 1 – June 30), you and/or your immediate family member(s) had a financial interest or other relationship. If you are a member, director, officer or employee of an organization formally partnered with the education corporation that is doing business with the education corporation through a management or services agreement, you need not list every transaction between such entity and the education corporation that is pursuant to such agreement; rather, please identify only the name of the entity, your position in the entity as well as the relationship between such entity and the education corporation. If there was no financial interest, please write "None."

Entity Conducting Business with the Education Corporation	Nature of Business Conducted	Approximate Value of the Business Conducted	Name of Trustee and/or Immediate Family Holding an Interest in the Entity Conducting Business with the Education Corporation and the Nature of the Interest	Steps Taken to Avoid Conflict of Interest
<i>None</i> Please write "None" if applicable. Do not leave this space blank.				

Betty Hoyle
Signature

6/14/17
Date



FOR INSTITUTE USE ONLY
FILING FOR SCHOOL YEAR: _____
DATE RECEIVED: _____

**DISCLOSURE OF FINANCIAL INTEREST
BY A NOT-FOR-PROFIT CHARTER SCHOOL
EDUCATION CORPORATION TRUSTEE**

- Name of education corporation: Amber Charter School
- Trustee's name (print): Frank Aldridge
- Position(s) on board, if any: (e.g., chair, treasurer, committee chair, etc.): Treasurer

- Home address: [Redacted]
- Business Address: [Redacted]
- Daytime phone: [Redacted]
- E-mail: [Redacted]

8. Is Trustee an employee of the education corporation? Yes. No. If you checked yes, please provide a description of the position you hold, your salary and your start date.

9. Identify each interest/transaction (and provide the requested information) that you or any of your immediate family members have held or engaged in with the education corporation during the prior school year. If there has been no such financial interest or transaction, please write "None." Please note that if you answered yes to Question 8, you need not disclose again your employment status, salary, etc.

Date(s)	Nature of Financial Interest/Transaction	Steps Taken to Avoid a Conflict of Interest, (e.g., did not vote, did not participate in discussion)	Identity of Person Holding Interest or Engaging in Transaction (e.g., you and/or immediate family member (name))
<p><i>None</i></p> <p><i>Please write "None" if applicable. Do not leave this space blank.</i></p>			

10. Identify each individual, business, corporation, union association, firm, partnership, committee proprietorship, franchise holding company, joint stock company, business or real estate trust, non-profit organization, or other organization or group of people doing business with the education corporation *and* in which such entity, during the preceding school year (July 1 – June 30), you and/or your immediate family member(s) had a financial interest or other relationship. If you are a member, director, officer or employee of an organization formally partnered with the education corporation that is doing business with the education corporation through a management or services agreement, you need not list every transaction between such entity and the education corporation that is pursuant to such agreement; rather, please identify only the name of the entity, your position in the entity as well as the relationship between such entity and the education corporation. If there was no financial interest, please write "None."

Entity Conducting Business with the Education Corporation	Nature of Business Conducted	Approximate Value of the Business Conducted	Name of Trustee and/or Immediate Family Holding an Interest in the Entity Conducting Business with the Education Corporation and the Nature of the Interest	Steps Taken to Avoid Conflict of Interest
<p style="text-align: center;">None</p> <p style="text-align: center;"><i>Please write "None" if applicable. Do not leave this space blank.</i></p>				



 Signature

6/14/17

 Date

**DISCLOSURE OF FINANCIAL INTEREST
 BY A NOT-FOR-PROFIT CHARTER SCHOOL
 EDUCATION CORPORATION TRUSTEE**

- Name of education corporation: Amber Charter School
- Trustee's name (print): Ann Wiener
- Position(s) on board, if any: (e.g., chair, treasurer, committee chair, etc.): _____

4. Home address: _____

5. Business Address: _____

6. Daytime phone: _____

7. E-mail: _____

8. Is Trustee an employee of the education corporation? ___ Yes. No. If you checked yes, please provide a description of the position you hold, your salary and your start date.

9. Identify each interest/transaction (and provide the requested information) that you or any of your immediate family members have held or engaged in with the education corporation during the prior school year. If there has been no such financial interest or transaction, please write "None." Please note that if you answered yes to Question 8, you need not disclose again your employment status, salary, etc.

Date(s)	Nature of Financial Interest/Transaction	Steps Taken to Avoid a Conflict of Interest, (e.g., did not vote, did not participate in discussion)	Identity of Person Holding Interest or Engaging in Transaction (e.g., you and/or immediate family member (name))
<i>Please write "None" if applicable. Do not leave this space blank.</i>			

10. Identify each individual, business, corporation, union association, firm, partnership, committee proprietorship, franchise holding company, joint stock company, business or real estate trust, non-profit organization, or other organization or group of people doing business with the education corporation *and* in which such entity, during the preceding school year (July 1 – June 30), you and/or your immediate family member(s) had a financial interest or other relationship. If you are a member, director, officer or employee of an organization formally partnered with the education corporation that is doing business with the education corporation through a management or services agreement, you need not list every transaction between such entity and the education corporation that is pursuant to such agreement; rather, please identify only the name of the entity, your position in the entity as well as the relationship between such entity and the education corporation. If there was no financial interest, please write "None."

Entity Conducting Business with the Education Corporation	Nature of Business Conducted	Approximate Value of the Business Conducted	Name of Trustee and/or Immediate Family Holding an Interest in the Entity Conducting Business with the Education Corporation and the Nature of the Interest	Steps Taken to Avoid Conflict of Interest
None	None	None	None	None
<i>Please write "None" if applicable. Do not leave this space blank.</i>				

Ann Wiener
Signature

June 14, 2017
Date



**DISCLOSURE OF FINANCIAL INTEREST
BY A NOT-FOR-PROFIT CHARTER SCHOOL
EDUCATION CORPORATION TRUSTEE**

- Name of education corporation: Amber Charter School
- Trustee's name (print): Amador Centeno
- Position(s) on board, if any: (e.g., chair, treasurer, committee chair, etc.): _____

Chair, Facilities Committee

- Home address: _____
- Business Address: _____
- Daytime phone: _____
- E-mail: _____

8. Is Trustee an employee of the education corporation? Yes. No. If you checked yes, please provide a description of the position you hold, your salary and your start date.

9. Identify each interest/transaction (and provide the requested information) that you or any of your immediate family members have held or engaged in with the education corporation during the prior school year. If there has been no such financial interest or transaction, please write "None." Please note that if you answered yes to Question 8, you need not disclose again your employment status, salary, etc.

Date(s)	Nature of Financial Interest/Transaction	Steps Taken to Avoid a Conflict of Interest, (e.g., did not vote, did not participate in discussion)	Identity of Person Holding Interest or Engaging in Transaction (e.g., you and/or immediate family member (name))
	None	None	None
<i>Please write "None" if applicable. Do not leave this space blank.</i>			

10. Identify each individual, business, corporation, union association, firm, partnership, committee proprietorship, franchise holding company, joint stock company, business or real estate trust, non-profit organization, or other organization or group of people doing business with the education corporation *and* in which such entity, during the preceding school year (July 1 – June 30), you and/or your immediate family member(s) had a financial interest or other relationship. If you are a member, director, officer or employee of an organization formally partnered with the education corporation that is doing business with the education corporation through a management or services agreement, you need not list every transaction between such entity and the education corporation that is pursuant to such agreement; rather, please identify only the name of the entity, your position in the entity as well as the relationship between such entity and the education corporation. If there was no financial interest, please write "None."

Entity Conducting Business with the Education Corporation	Nature of Business Conducted	Approximate Value of the Business Conducted	Name of Trustee and/or Immediate Family Holding an Interest in the Entity Conducting Business with the Education Corporation and the Nature of the Interest	Steps Taken to Avoid Conflict of Interest
None	None	None	None	
<i>Please write "None" if applicable. Do not leave this space blank.</i>				

Amador
Signature

6/14/17
Date



**DISCLOSURE OF FINANCIAL INTEREST
BY A NOT-FOR-PROFIT CHARTER SCHOOL
EDUCATION CORPORATION TRUSTEE**

1. Name of education corporation: Amber Charter
2. Trustee's name (print): Charita Frazer
3. Position(s) on board, if any: (e.g., chair, treasurer, committee chair, etc.): _____

4. Home address: _____

5. Business Address: _____

6. Daytime phone: _____

7. E-mail: _____

8. Is Trustee an employee of the education corporation? ___ Yes. No. If you checked yes, please provide a description of the position you hold, your salary and your start date.

9. Identify each interest/transaction (and provide the requested information) that you or any of your immediate family members have held or engaged in with the education corporation during the prior school year. If there has been no such financial interest or transaction, please write "None." Please note that if you answered yes to Question 8, you need not disclose again your employment status, salary, etc.

Date(s)	Nature of Financial Interest/Transaction	Steps Taken to Avoid a Conflict of Interest, (e.g., did not vote, did not participate in discussion)	Identity of Person Holding Interest or Engaging in Transaction (e.g., you and/or immediate family member (name))
<p><i>Please write "None" if applicable. Do not leave this space blank.</i></p>			

10. Identify each individual, business, corporation, union association, firm, partnership, committee proprietorship, franchise holding company, joint stock company, business or real estate trust, non-profit organization, or other organization or group of people doing business with the education corporation *and* in which such entity, during the preceding school year (July 1 – June 30), you and/or your immediate family member(s) had a financial interest or other relationship. If you are a member, director, officer or employee of an organization formally partnered with the education corporation that is doing business with the education corporation through a management or services agreement, you need not list every transaction between such entity and the education corporation that is pursuant to such agreement; rather, please identify only the name of the entity, your position in the entity as well as the relationship between such entity and the education corporation. If there was no financial interest, please write "None."

Entity Conducting Business with the Education Corporation	Nature of Business Conducted	Approximate Value of the Business Conducted	Name of Trustee and/or Immediate Family Holding an Interest in the Entity Conducting Business with the Education Corporation and the Nature of the Interest	Steps Taken to Avoid Conflict of Interest
<p style="text-align: center;"><i>Please write "None" if applicable. Do not leave this space blank.</i></p>				



 Signature

6/29/17

 Date



**DISCLOSURE OF FINANCIAL INTEREST
BY A NOT-FOR-PROFIT CHARTER SCHOOL
EDUCATION CORPORATION TRUSTEE**

1. Name of education corporation: Amber Charter School
2. Trustee's name (print): Ivey Mellman
3. Position(s) on board, if any: (e.g., chair, treasurer, committee chair, etc.): trustee

4. Home address: _____
5. Business Address: _____
6. Daytime phone: _____
7. E-mail: _____


8. Is Trustee an employee of the education corporation? Yes. No. If you checked yes, please provide a description of the position you hold, your salary and your start date.
teacher, 9/1/12, \$64,000

9. Identify each interest/transaction (and provide the requested information) that you or any of your immediate family members have held or engaged in with the education corporation during the prior school year. If there has been no such financial interest or transaction, please write "None." Please note that if you answered yes to Question 8, you need not disclose again your employment status, salary, etc.

Date(s)	Nature of Financial Interest/Transaction	Steps Taken to Avoid a Conflict of Interest, (e.g., did not vote, did not participate in discussion)	Identity of Person Holding Interest or Engaging in Transaction (e.g., you and/or immediate family member (name))
None			
<i>Please write "None" if applicable. Do not leave this space blank.</i>			

10. Identify each individual, business, corporation, union association, firm, partnership, committee proprietorship, franchise holding company, joint stock company, business or real estate trust, non-profit organization, or other organization or group of people doing business with the education corporation *and* in which such entity, during the preceding school year (July 1 – June 30), you and/or your immediate family member(s) had a financial interest or other relationship. If you are a member, director, officer or employee of an organization formally partnered with the education corporation that is doing business with the education corporation through a management or services agreement, you need not list every transaction between such entity and the education corporation that is pursuant to such agreement; rather, please identify only the name of the entity, your position in the entity as well as the relationship between such entity and the education corporation. If there was no financial interest, please write "None."

Entity Conducting Business with the Education Corporation	Nature of Business Conducted	Approximate Value of the Business Conducted	Name of Trustee and/or Immediate Family Holding an Interest in the Entity Conducting Business with the Education Corporation and the Nature of the Interest	Steps Taken to Avoid Conflict of Interest
<p style="text-align: center;"><i>Please write "None" if applicable. Do not leave this space blank.</i></p>				







Signature

6/30/17


Date



DISCLOSURE OF FINANCIAL INTEREST
BY A NOT-FOR-PROFIT CHARTER SCHOOL
EDUCATION CORPORATION TRUSTEE

- 1. Name of education corporation: Amber Charter School
- 2. Trustee's name (print): Francis B. Polanco
- 3. Position(s) on board, if any: (e.g., chair, treasurer, committee chair, etc.):
Parents Rep.
- 4. Home address: 
- 5. Business Address: 
- 6. Daytime phone: 
- 7. E-mail: 
- 8. Is Trustee an employee of the education corporation? ___ Yes. No. If you checked yes, please provide a description of the position you hold, your salary and your start date.

9. Identify each interest/transaction (and provide the requested information) that you or any of your immediate family members have held or engaged in with the education corporation during the prior school year. If there has been no such financial interest or transaction, please write "None." Please note that if you answered yes to Question 8, you need not disclose again your employment status, salary, etc.

Date(s)	Nature of Financial Interest/Transaction	Steps Taken to Avoid a Conflict of Interest, (e.g., did not vote, did not participate in discussion)	Identity of Person Holding Interest or Engaging in Transaction (e.g., you and/or immediate family member (name))
 <i>Please write "None" if applicable. Do not leave this space blank.</i>			



10. Identify each individual, business, corporation, union association, firm, partnership, committee proprietorship, franchise holding company, joint stock company, business or real estate trust, non-profit organization, or other organization or group of people doing business with the education corporation *and* in which such entity, during the preceding school year (July 1 – June 30), you and/or your immediate family member(s) had a financial interest or other relationship. If you are a member, director, officer or employee of an organization formally partnered with the education corporation that is doing business with the education corporation through a management or services agreement, you need not list every transaction between such entity and the education corporation that is pursuant to such agreement; rather, please identify only the name of the entity, your position in the entity as well as the relationship between such entity and the education corporation. If there was no financial interest, please write "None."

Entity Conducting Business with the Education Corporation	Nature of Business Conducted	Approximate Value of the Business Conducted	Name of Trustee and/or Immediate Family Holding an Interest in the Entity Conducting Business with the Education Corporation and the Nature of the Interest	Steps Taken to Avoid Conflict of Interest
<p>Please write "None" if applicable. Do not leave this space blank.</p> <p style="font-size: 2em; font-family: cursive;">None</p>				

Francis B. Polanco
Signature

6/7/17
Date



Entry 9 BOT Table

Last updated: 07/28/2017

(tab across or use scroll bar at bottom of table)

1. Current Board Member Information

	Trustee Name	Email Addresses	Position on the Board	Committee Affiliations	Voting Member Per By Laws? (Y/N)	Area of Expertise, and/or Additional Role at School (parent, staff member, etc.)	Number of Terms Served and Length of Each (Include election date and term expiration)	Number of Board Mtgs Attended during 2016-17?
1	Soledad Hiciano		Chair/ Board President	Executive, Finance, Education, Facilities, Development	Yes	Non for Profit Management	17	10
2	Ann Wiener		Vice Chair/ Vice President	Executive, Education	Yes	Education	5	9
3	Frank Aldridge		Treasurer	Executive, Finance Committee Chair	Yes	Finance	5	7
	John			Execut				

4	Gutiérrez		Secretary	ive, Education	Yes	Education	2	8
5	Vasthi Acosta		Trustee/Member	Executive, Finance, Education, Facilities, Development	No	Education, Governance, Executive Director	3	11
6	Amador Centeno		Trustee/Member	Facilities Committee Chair	Yes	Facilities Management	1.5	9
7	Chantal Frazier		Trustee/Member	Development	Yes	Administrator	0.5	5 or less
8	Elena Goldberg Velazquez		Trustee/Member	Development Committee Chair	Yes	Law	1.5	7
9	Beatriz Gonzalez		Trustee/Member	Finance	Yes	Finance	1.5	9
10	Anthony Harris		Trustee/Member	Facilities	Yes	Architecture	1.5	7
11	Jenna Pantel		Trustee/Member	Education Committee Chair	Yes	Special Education Lawyer	5	7
12	Francis Polanco		Parent Representative	Education	Yes	Administration	0.2	5 or less

13	Ivey Mellman		Other	Education	Yes	Education/ Amber Teacher	2.1	5 or less
14	Juvane Bedminster		Other	Education	Yes	Education/ Amber Teacher	0.7	6
15								
16								
17								
18								
19								
20								

2. Total Number of Members on June 30, 2016 11

3. Total Number of Members Joining the Board 2016-17 School Year 3

4. Total Number of Members Departing the Board during the 2016-17 School Year 3

5. Number of Voting Members 2016-17, as set by the by-laws, resolution or minutes 10

6. Number of Board Meetings Conducted in the 2016-17 School Year 11

7. Number of Board Meetings 11

Scheduled for the [2017-18](#)

School Year

Thank you.



Entry 11 Enrollment and Retention of Special Populations

Created: 07/28/2017 • Last updated: 07/31/2017

[Instructions for Reporting Enrollment and Retention Strategies](#)

Describe the efforts the charter school has made in 2016 2017 toward meeting targets to attract and retain enrollment of students with disabilities, English language learners, and students who are economically disadvantaged. In addition, describe the school's plans for meeting or making progress toward meeting its enrollment and retention targets in 2017 2018.

Recruitment/Attraction Efforts Toward Meeting Targets

	Describe Efforts Toward Meeting Recruitment Targets 2016 17)	Describe Plans Toward Meeting Recruitment Targets 2017 18)
Economically Disadvantaged	<p>• Efforts taken in 2016 2017: Enrollment Student recruitment efforts were focused in Amber’s communities’ which include East Harlem and Washington Heights, both low socioeconomic areas. Therefore, the majority of Amber’s applications are from families that are indigent or from low economic standing.</p>	<p>• Efforts to be taken for 2017 2018: Enrollment Student recruitment continues to be focused on the local communities of East Harlem and Washington Heights.</p>
English Language Learners	<p>English Language Learners:</p> <p>• Efforts taken in 2016 2017: Enrollment During student recruitment, the flyers and application were translated into Spanish to attract this population to Amber. Recruitment ads were placed in the local weekly newspaper, Manhattan Times. Posters in English and Spanish were distributed throughout the community to local businesses, churches, community offices, and day cares centers. An electronic mailing with recruitment materials and applications was sent out to over 200 head start centers and day cares centers in Manhattan and the Bronx. The local housing projects were papered with flyers in the two languages by a street team.</p>	<p>• Efforts to be taken for 2017 2018: Enrollment During student recruitment the flyers and application were translated into Spanish to attract this population to Amber. Recruitment ads were in the local weekly newspaper, Manhattan Times. Posters in English and Spanish were distributed throughout the community to local businesses, churches, community offices, and day cares centers. A mailing with recruitment materials and applications was sent out to over 200 head start centers and day cares centers in Manhattan and the Bronx. The local housing projects were papered with flyers in all three languages by a street team. Amber participated in charter school fairs to extend the reach to more families.</p>
Students with Disabilities	<p>Students with disabilities:</p> <p>• Efforts taken in 2016 2017: Enrollment As in past years, during student recruitment the services that Amber provides for students with disabilities are publicized. Students that apply to Amber Charter School for admission to kindergarten and first grade who self identify as having an Individualized Education Plan [IEP] are given the same opportunities for admittance as other students. Once these students are chosen in the lottery they are asked to register. In 2016 2017, 20 students registered for Kindergarten that had an IEP out of a cohort of 143 students. During the school year two students were identified as students with disabilities. In first grade of the 8 students newly registered, none had an IEP.</p>	<p>• Efforts to be taken for 2017 2018: Enrollment During student recruitment the services and accommodations that Amber Charter School provides students with disabilities continue to be publicized for both schools, Amber East Harlem and Amber II Washington Heights. Of the 142 students registered for the incoming kindergarten classes for Amber East Harlem, 26 were students with IEP’s, 18%. Of the 8 students registered for first grade no student had an IEP for Amber East Harlem.</p>

Retention Efforts Toward Meeting Targets

	Describe Efforts Toward Meeting Retention Targets 2016 17)	Describe Plans Toward Meeting Retention Targets 2017 18)
Economically Disadvantaged	<p>With an 87% free and reduced lunch student population in 2016 2017 it is clear that Amber retains this student population.</p>	<p>Retention With 95% of the student population [not graduates] returning in 2016, we anticipate maintaining our retention of this population.</p>
English Language Learners	<p>Retention In the student registration for 2016 2017, 51 students were identified from the Home Language Survey [HLS] as English Language Learners [ELLs]. Thirty three students were tested with New York State Identification Test for English Language Learners (NYSITELL). Of the 33 tested, 18 students passed the NYSITELL, therefore 16 students were identified as ELLs. Of the 8 new first graders registered none were identified as an ELLs.</p> <p>Amber Charter School has 5% of its student population identified as ELL's, 26 students in grades kindergarten to fifth. The breakdown per grades: Grade # ELL students KDG 21 1st 4 2nd 0 3rd 0 4th 1 5th 0</p> <p>Most Amber ELL students pass the NYSESLAT in second grade or before. There is a staff member assigned to oversee the assessment of ELLs and assignment to English as a Second Language instruction. Select faculty members are sent to outside professional development on teaching ELLs as part of the ELL Consortium. During every benchmark assessment the progress of ELLs is monitored by administration and teachers and reported to the Board. During State testing ELLs are given testing accommodations.</p>	<p>Retention In the student registration for 2016 17, 51 students were identified from the Home Language Survey [HLS] as possible ELLs for Amber East Harlem. These students were tested in September to confirm if they are ELLs. The ELLs were provided with pull out ESL instruction as well as other intervention services as needed. Their progress was monitored through their performance on benchmark and formative assessments. All efforts made during 2016 17 will also be made in the new school year.</p>
	<p>Retention Amber Charter School has 16% of its student population identified as students with disabilities, 72 students in grades kindergarten to fifth.</p>	

Students with Disabilities

The breakdown per grades:
Grade # students with IEP's
KDG 16
1st 12
2nd 12
3rd 18
4th 18
5th 11
Amber has a good history of retaining students with disabilities, as well as identifying new students that may need special services and accommodations and acquiring them. During the school year, for every benchmark assessment the progress of students with disabilities was monitored by administration, teachers and reported to the Board.

Retention

Amber will continue to serve all of its students with disabilities population and retain a high percentage. In addition, other students may be identified in need of special services and accommodations and these students and families will be ushered through the referral process by Amber staff.



Entry 12 Classroom Teacher and Administrator Attrition

Last updated: 08/01/2017

Report changes in teacher and administrator staffing.

Instructions for completing the Classroom Teacher and Administrator Attrition Tables

Charter schools must complete the two tables named 2016-2017 Classroom Teacher and Administrator Attrition to report changes in teacher and administrator staffing in 2016-2017. Please provide the full time equivalent (FTE) of staff on June 30, 2016; the FTE for any departed staff from July 1, 2016 through June 30, 2017; the FTE for added staff from July 1, 2016 through June 30, 2017; and the FTE of staff added in newly created positions from July 1, 2016 through June 30, 2017 using the two tables provided.

Classroom Teacher Attrition Table

	FTE Classroom Teachers on June 30, 2016	FTE Classroom Teachers Departed 7/1/16 6/30/17	FTE Classroom Teachers Filling Vacant Positions 7/1/16 6/30/17	FTE Classroom Teachers Added in New Positions 7/1/16 6/30/17	FTE of Classroom Teachers on June 30, 2017
	26	5	5	1	27

Administrator Position Attrition Table

	FTE Administrative Positions on June 30, 2016	FTE Administrators Departed 7/1/16 6/30/17	FTE Administrators Filling Vacant Positions 7/1/16 6/30/17	FTE Administrators Added in New Positions 7/1/16 6/30/17	FTE Administrative Positions on June 30, 2017
	6	1	0	0	5

Thank you



September 2017 (United States)

October 2017

S	M	T	W	T	F	S
	2	3	4	5	6	
8	9	10	11	12	13	14
15	16	17	18	19	20	21
22	23	24	25	26	27	28
29	30	31				

Sun	Mon	Tue	Wed	Thu	Fri	Sat
27	28	29 ☾ 1st Quarter	30	31	1	2
3	4 Labor Day No Classes	5 1ST Day of School Kinder ½ day No bus service Boo-hoo B-fast EH NYSITELL Begins EH	6 ☽ Full Moon No bus service Staff Meeting Back to school night 3-5 EH	7 Cabinet Education Committee Back to school night EH & KB K-2	8	9
10	11 After School starts EH Map Testing 3-5 EH	12 Map Testing 3-5 EH	13 ☽ 3rd Quarter BOARD Meeting Map Testing 3-5 EH	14 Map Testing 3-5 EH	15 Map Testing 3-5 EH	16
17	18 Map Testing K-2 EH Map Testing K-2 KB NYSITEL Ends EH	19 Map Testing K-2 EH Map Testing K-2 KB	20 ● New Moon Map Testing K-2 EH Map Testing K-2 KB	21 Cabinet No bus service Map Testing K-2 EH Map Testing K-2 KB	22 Rosh Hashanah No Classes	23 Note: We need to add: Baseline science, social studies and specialists
24	25 Makeup Map EH & KB	26 Finance Committee Science/SS Baselines KB	27 ☾ 1st Quarter Facilities Committee Science/SS Baselines KB	28 Opening Ceremony for Kingsbridge	29 Dress Down Day	30



October 2017 (United States)

November 2017

S	M	T	W	T	F	S
			1	2	3	4
5	6	7	8	9	10	11
12	13	14	15	16	17	18
19	20	21	22	23	24	25
26	27	28	29	30		

Sun	Mon	Tue	Wed	Thu	Fri	Sat
1	2 Specialists Baselines DRA 1 ST & 2 ND KB & EH	3 KB Development Committee DRA 1 ST & 2 ND KB & EH Specialists Baselines KB	4 Staff Meeting Specialists Baselines KB DRA 1 ST & 2 ND KB & EH BEDS day	5 ☉ Full Moon Education Specialists Baselines KB DRA 1 ST & 2 ND KB & EH <u>Cabinet</u> Specialists Baselines KB	6 Specialists Baselines KB DRA 1 ST & 2 ND KB & EH	7
8	9 Columbus Day School Closed No Classes	10	11 BOARD Meeting	12 ☾ 3rd Quarter	13	14
15	16	17 Assembly KB	18	19 ☀ New Moon <u>Cabinet</u>	20	21
22	23	24 Finance Committee Assembly EH	25 Facilities Committee	26	27 ☾ 1st Quarter Dress Down Day	28
29	30	31 Halloween	1	2	3	4 ☉ Full Moon



November 2017 (United States)

December 2017

S	M	T	W	T	F	S
					1	2
3	4	5	6	7	8	9
10	11	12	13	14	15	16
17	18	19	20	21	22	23
24	25	26	27	28	29	30
31						

Sun	Mon	Tue	Wed	Thu	Fri	Sat
29	30	31 Halloween	1 Staff Meeting	2 <u>Cabinet</u> Education Committee	3	4 ☉ Full Moon
5	6	7 Development Committee	8 BOARD Meeting	9 1 ST Trimester Ends	10 Veterans Day (observed) ☾ 3rd Quarter No Classes School Closed	11 Veterans Day
12	13	14	15	16 <u>Cabinet</u>	17 Dress Down Day	18 ☀ New Moon
19	20 Evening PTC-EH 4-7	21 PTC ½ Day Read Aloud Day KB	22	23 Thanksgiving Day No Classes	24 No Classes School Closed	25
26 ☾ 1st Quarter	27	28 Finance Committee	29 Facilities Committee	30	1	2



December 2017 (United States)

January 2018

S	M	T	W	T	F	S
	1	2	3	4	5	6
7	8	9	10	11	12	13
14	15	16	17	18	19	20
21	22	23	24	25	26	27
28	29	30	31			

Sun	Mon	Tue	Wed	Thu	Fri	Sat
26 ☾ 1st Quarter	27	28	29	30	1	2
3 ☽ Full Moon	4 Map Testing 3-5 EH	5 Development Committee Map Testing 3-5 EH	6 Winter Family Celebration Staff Meeting Map Testing 3-5 EH	7 <u>Cabinet</u> Education Committee Map Testing 3-5 EH	8 Map Testing 3-5 EH	9
10 ☾ 3rd Quarter	11 Map Testing K-2 EH Map Testing K-2 KB	12 Map Testing K-2 EH Map Testing K-2 K Assembly KB	13 BOARD Meeting Map Testing K-2 EH Map Testing K-2 KB	14 Map Testing K-2 EH Map Testing K-2 KB Holiday Staff Party	15 Map Testing K-2 EH Map Testing K-2 KB	16
17	18 ☾ New Moon	19 Finance Committee Assembly EH	20 Facilities Committee	21 <u>Cabinet</u>	22 Dress Down Day	23
24 Christmas Eve	25 Christmas Day No Classes School Closed	26 ☽ 1st Quarter No Classes School Closed	27 No Classes School Closed	28 No Classes School Closed	29 No Classes School Closed	30
31 New Year's Eve	1 New Year's Day ☽ Full Moon	2	3	4	5	6



January 2018 (United States)

February 2018

S	M	T	W	T	F	S
				1	2	
4	5	6	7	8	9	10
11	12	13	14	15	16	17
18	19	20	21	22	23	24
25	26	27	28			

Sun	Mon	Tue	Wed	Thu	Fri	Sat
31 New Year's Eve	1 New Year's Day ○ Full Moon No Classes School Closed	2 Back to school Development Committee?	3 Staff Meeting	4 Education Committee	5 Three Kings Day Parade	6 Saturday Academy Begins
7	8 DRA K-2 After School tutoring starts	9 DRA K-2	10 Board Meeting DRA K-2	11 DRA K-2	12 DRA K-2	13
14	15 Martin Luther King Jr. Day No Classes School Closed	16 New Moon	17 Spelling Bee KB	18 Spelling Bee KB	19 Spelling Bee KB	20
21	22	23 Open House KB	24 ○ 1st Quarter	25	26 Dress Down Day	27
28	29	30 Finance Committee Open House EH	31 ○ Full Moon Facilities Committee	1	2	3



February 2018 (United States)

March 2018

S	M	T	W	T	F	S
				1	2	
4	5	6	7	8	9	10
11	12	13	14	15	16	17
18	19	20	21	22	23	24
25	26	27	28	29	30	31

Sun	Mon	Tue	Wed	Thu	Fri	Sat
28	29	30	31 <small>Full Moon</small>	1 Education Committee	2	3
4	5	6 Development Committee Advocacy Day	7 <small>3rd Quarter</small> Staff Meeting	8	9 Pep Rally	10
11	12 Spirit Week	13 Spirit Week	14 <small>Valentine's Day</small> BOARD Meeting Spirit Week	15 <small>New Moon</small> Spirit Week	16 Spirit Week No Bus Service Dress Down Day	17
18	19 <small>Presidents' Day</small> Winter Break No Classes School Closed	20 Winter Break No Classes School Closed	21 Winter Break No Classes School Closed	22 Winter Break No Classes School Closed	23 <small>1st Quarter</small> Winter Break No Classes School Closed	24
25	26	27 Assembly Finance Committee Open House KB & EH End of 2 nd Trimester	28 Facilities Committee	1 <small>Full Moon</small>	2	3



March 2018 (United States)

April 2018

S	M	T	W	T	F	S
	2	3	4	5	6	
8	9	10	11	12	13	14
15	16	17	18	19	20	21
22	23	24	25	26	27	28
29	30					

Sun	Mon	Tue	Wed	Thu	Fri	Sat
25	26	27 End of 2 nd Trimester	28	1 ☉ Full Moon Education Committee	2	3
4	5	6 Development Committee	7 PTC Evening EH Staff Meeting	8 PTC Day ½ day Report Card Day	9 ☾ 3rd Quarter	10
11	12 MAP EH 3-5	13 MAP EH 3-5	14 BOARD Meeting MAP EH 3-5	15 MAP EH 3-5	16 MAP EH 3-5	17 ● New Moon
18	19 Map Testing K-2 EH Map Testing K-2 KB	20 Map Testing K-2 EH Map Testing K-2 KB Open House EH/KB	21 Map Testing K-2 EH Map Testing K-2 KB	22 Map Testing K-2 EH Map Testing K-2 KB	23 Map Testing K-2 EH Map Testing K-2 KB Dress Down Day	24 ☽ 1st Quarter
25	26	27 Finance Committee	28 Facilities Committee	29	30 Spring Break No Classes	31 ☉ Full Moon



April 2018 (United States)

May 2018

S	M	T	W	T	F	S
		1	2	3	4	
6	7	8	9	10	11	12
13	14	15	16	17	18	19
20	21	22	23	24	25	26
27	28	29	30	31		

Sun	Mon	Tue	Wed	Thu	Fri	Sat
1 Easter Sunday	2 Spring Break No Classes	3 Spring Break No Classes	4 Spring Break No Classes Staff Meeting	5 Spring Break No Classes	6 Spring Break No Classes	7
8 3rd Quarter	9 NYSESLAT (5/18) Application Deadline	10 Development Committee	11 NYS ELA	12 NYS ELA Education	13 Thomas Jefferson's Birthday NYS ELA Com	14
15 New Moon	16 LOTTERY	17 Assembly EH & KB	18 BOARD Meeting	19	20 SST Retreat Swimming Starts	21 SST Retreat
22 1st Quarter	23	24 Finance Committee	25 Facilities Committee	26	27 Dress Down Day	28 Registration EH & KB
29 Full Moon	30	1	2	3	4	5



May 2018 (United States)

June 2018

S	M	T	W	T	F	S
					1	9
3	4	5	6	7	8	16
10	11	12	13	14	15	23
17	18	19	20	21	22	30
24	25	26	27	28	29	

Sun	Mon	Tue	Wed	Thu	Fri	Sat
29 <small>Full Moon</small>	30	1 NYS Math Development Committee	2 NYS Math Staff Meeting	3 NYS Math Education Committee	4	5 EH Retreat
6	7 <small>3rd Quarter</small> NYSESLAT (5/18) Registration EH & KB	8	9 BOARD Meeting	10 Staff Appreciation	11 Staff Appreciation	12
13 <small>Mother's Day</small>	14 Terra Nova EH 3-5 Registration EH/KB Optional	15 <small>New Moon</small> Terra Nova EH 3-5	16 Terra Nova EH 3-5 Registration EH-KB 5-7	17 Terra Nova EH 3-5	18 Dress Down Day Terra Nova EH 3-5	19 KB Retreat
20	21 <small>1st Quarter</small> Terra Nova EH & KB K-2	22 Terra Nova EH & KB K-2 Finance Committee	23 NYS Science (6/1) Terra Nova EH & KB K-2 Facilities Committee	24 Terra Nova EH & KB K-2	25 Amber Service Day Terra Nova EH & KB K-2	26
27	28 <small>Memorial Day</small> No Classes School Closed	29 <small>Full Moon</small> DRA K-2 KB/EH	30 DRA K-2 KB/EH	31 Spring Family Event DRA K-2 KB/EH	1	2



June 2018 (United States)

July 2018

S	M	T	W	T	F	S
1	2	3	4	5	6	7
8	9	10	11	12	13	14
15	16	17	18	19	20	21
22	23	24	25	26	27	28
29	30	31				

Sun	Mon	Tue	Wed	Thu	Fri	Sat
27	28 <i>Memorial Day</i>	29 <i>Full Moon</i>	30	31	1 DRA K-2 KB/EH	2 EH Retreat
3	4 NYS Science Career Week	5 Development Committee Career Week	6 <i>3rd Quarter</i> Middle School Fair Career Week Staff Meeting	7 Education Committee Career Week	8 Swim Program Finishes Career Week	9 <u>Note: We need to add:</u> Science, social studies, specialists' baseline
10	11	12 Summer school Parent Orientation	13 <i>New Moon</i> BOARD Meeting End of 3 rd trimester	14	15	16
17 <i>Father's Day</i>	18	19	20 <i>1st Quarter</i>	21 Staff end of year party	22 Stepping Up EH K/4-5 grade	23
24	25 Stepping up KB K-2 Stepping up EH 1,2,3	26 Finance Committee Olympic Day EH/KB	27 <i>Last day of classes</i> Facilities Committee No Busses	28 <i>Full Moon</i>	29 Last day for staff	30

Total Instructional Days: 184