



Entry 1 School Information

Created: 06/29/2017 • Last updated: 07/25/2017

Please be advised that you will need to complete this cover page (including signatures) before all of the other tasks assigned to you by your authorizer are visible on your task page. While completing this task, please ensure that you select the correct authorizer (**as of June 30, 2017**) or you may not be assigned the correct tasks.

a. SCHOOL NAME AND BEDS# BRONX CS FOR BETTER LEARNING II (SUNY Trustees)

(Select name from the drop down menu)

b. CHARTER AUTHORIZER SUNY Authorized Charter School

(For technical reasons, please re select authorizer name from the drop down menu).

c. DISTRICT / CSD OF LOCATION NYC CSD 11

d1. SCHOOL INFORMATION

	PRIMARY ADDRESS	PHONE NUMBER	FAX NUMBER	EMAIL ADDRESS
	2545 Gunther Ave 3rd Floor Bronx, NY 10469	[REDACTED]	[REDACTED]	[REDACTED]

d2. PHONE CONTACT NUMBER FOR AFTER HOURS EMERGENCIES

Contact Name	Nysheria Sims Oliver
Title	Principal
Emergency Phone Number (### ### ####)	[REDACTED]

e. SCHOOL WEB ADDRESS (URL) www.bronxbetterlearning.org

f. DATE OF INITIAL CHARTER 09/2015

g. DATE FIRST OPENED FOR INSTRUCTION 09/2015

i. TOTAL ENROLLMENT ON JUNE 30, 2017 150

j. GRADES SERVED IN SCHOOL YEAR 2016-17

Check all that apply

Grades Served	K, 1
---------------	------

k1. DOES THE SCHOOL CONTRACT WITH A CHARTER OR EDUCATIONAL MANAGEMENT ORGANIZATION? No


11. FACILITIES

Does the school maintain or operate multiple sites?

No, just one site.

12. SCHOOL SITES

Please list the sites where the school will operate for the upcoming school year.

	Physical Address	Phone Number	District/CSD	Grades Served at Site	School at Full Capacity at Site	Facilities Agreement
Site 1 (same as primary site)	2545 Gunther Ave 3rd Floor Bronx, NY 10469		CSD 11	K 2	No	DOE space
Site 2						
Site 3						

I2a. Please provide the contact information for Site 1.

	Name	Work Phone	Alternate Phone	Email Address
School Leader	Nysheria Sims	[REDACTED]		[REDACTED]
Operational Leader	Nysheria Sims	[REDACTED]		[REDACTED]
Compliance Contact	Nysheria Sims	[REDACTED]		[REDACTED]
Complaint Contact	Nysheria Sims	[REDACTED]		[REDACTED]

m1. Is the school or are the school sites co-located? Yes

m2. Please list the terms of your current co-location.

	Date school will leave current co location	Is school working with NYCDOE to expand into current space?	If so, list year expansion will occur.	Is school working with NYCDOE to move to separate space?	If so, list the proposed space and year planned for move	School at Full Capacity at Site
Site 1 (primary site)	N/A	Yes	2017	No		No
Site 2						
Site 3						

n1. Were there any revisions to the school's charter during the 2016-17 school year? (Please include approved or pending material and non-material charter revisions). No


o. Name and Position of Individual(s) Who Completed the 2016-17 Annual Report.

Dr. Kevin Brennan


p. Our signatures below attest that all of the information contained herein is truthful and accurate and that this charter school is in compliance with all aspects of its charter, and with all pertinent Federal, State, and local laws, regulations, and rules. We understand that if any information in any part of this report is found to have been deliberately misrepresented, that will constitute grounds for the revocation of our charter. Check **YES if you agree and then use the mouse on your PC or the stylist on your mobile device to sign your name).**

Yes

Signature, Head of Charter School

A handwritten signature in black ink that reads "Kevin Brennan". The signature is written in a cursive style with a large, prominent "K" and "B".

Signature, President of the Board of Trustees

A handwritten signature in black ink that reads "Kevin Brennan". The signature is written in a cursive style with a large, prominent "K" and "B".

Date

2017/07/06

Thank you.



Entry 2 NYS School Report Card Link

Created: 07/06/2017 • Last updated: 07/25/2017

1. NEW YORK STATE REPORT CARD

<https://data.nysed.gov/reportcard.php?instid=800000083986&year=2016&createreport=1&enrollment=1&freelunch=1&attendance=1&suspensions=1&teacherqual=1&staffcounts=1>

Provide a direct URL or web link to the most recent New York State School Report Card for the charter school (See <https://reportcards.nysed.gov/>).

(Charter schools completing year one will not yet have a School Report Card or link to one. Please type "URL is not available" in the space provided).



Entry 4 Expenditures per Child

Last updated: 07/26/2017

Financial Information

This information is required of ALL charter schools. Provide the following measures of fiscal performance of the charter school in Appendix B (Total Expenditures and Administrative Expenditures Per Child):

1. Total Expenditures Per Child

To calculate '**Total Expenditures per Child**' take total expenditures (from the unaudited 2016-17 Schedule of Functional Expenses) and divide by the year end FTE student enrollment. (Integers Only. No dollar signs or commas).

Note: The information on the Schedule of Functional Expenses on pages 41-43 of the Audit Guide can help schools locate the amounts to use in the two per pupil calculations: <http://www.p12.nysed.gov/psc/AuditGuide.html>

Line 1: Total Expenditures	1731944
Line 2: Year End FTE student enrollment	150
Line 3: Divide Line 1 by Line 2	11584

2. Administrative Expenditures per Child

To calculate '**Administrative Expenditures per Child**' To calculate "Administrative Expenditures per Child" first *add* together the following:

1. Take the relevant portion from the 'personnel services cost' row and the 'management and general' column (from the unaudited 2016 17 Schedule of Functional Expenses)
2. Any contracted administrative/management fee paid to other organizations or corporations
3. Take the total from above and divide it by the year end FTE enrollment. The relevant portion that must be included in this calculation is defined as follows:

Administrative Expenditures: Administration and management of the charter school includes the activities and personnel of the offices of the chief school officer, the finance or business offices, school operations personnel, data management and reporting, human resources, technology, etc. It also includes those administrative and management services provided by other organizations or corporations on behalf of the charter school for which the charter school pays a fee or other compensation. Do not include the FTE of personnel whose role is to directly support the instructional program.

Notes:

The information on the Schedule of Functional Expenses on pages 41-43 of the Audit Guide can help schools locate the amounts to use in the two per pupil calculations:

<http://www.p12.nysed.gov/psc/AuditGuide.html>.

Employee benefit costs or expenditures should not be reported in the above calculations.

Line 1: Relevant Personnel Services Cost (Row)	156435
Line 2: Management and General Cost (Column)	27913
Line 3: Sum of Line 1 and Line 2	184349
Line 5: Divide Line 3 by the Year End FTE student enrollment	1233

Thank you.



**GENERAL INSTRUCTIONS FOR
ANNUAL BUDGET/QUARTERLY REPORT**

TEMPLATE TABS

1- GRAY tab contains the Instructions




Instructions	Provides description of tabs and input requirements.
Funding by District	Charter School Tuition Rates

2- BLUE tabs require input of information

1.) Name of School	>Select school name from list. >Enter contact information.
2.) Enrollment	Enter enrollment information for Annual Budget (& Revisions) and Quarterly Actuals. Includes: >Enrollment by Grade >Enrollment by District
3.) Staffing Plan	Enter staffing plan information for Annual Budget (& Revisions) and Quarterly Actuals. Includes: >Full Time Equivalent (FTE), by Position Category, By Quarter
4.) Yearly Budget	Enter Yearly Budget information. Includes: >"Pior Year" column may be completed based upon preliminary data, and adjusted with Annual Audited data when the Quarter 2 Actuals are being submitted. (Note: Quarterly Revenue allocation may be set) >Budgeted Enrollment data and Per Pupil Revenue for the current year are populated based upon input on tab "2.) Enrollment." >Budgeted FTE for current year is populated based upon input on tab "3.) Staffing Plan." >All other sources of revenue >All expenses >Budget Revisions, as necessary and <i>approved</i> by the school's Board of Directors, should be submitted when submitting Quarterly Actuals.
5.) Balance Sheet	Enter Balance Sheet information for EdCorps. Separate schools merged into a primary EdCorp should NOT use this tab. >"Pior Year" column may be completed based upon preliminary data, and adjusted with Annual Audited data when the Quarter 2 Actuals are being submitted.

6.) Quarterly Report	Enter Actual Quarterly Report information . Includes: >Actual Enrollment data and Per Pupil Revenue for the current year are populated based upon input on tab "2.) Enrollment." >Actual FTE for current year is populated based upon input on tab "3.) Staffing Plan." >All other sources of revenue >All expenses
7.) Annual Report Requirement	Complete when submitting Actual Quarter 4.

CELL COLORS & GUIDANCE COMMENTS

-  = Enter information into the light BLUE shaded cells.
-  = Cells labeled in ORANGE containe guidance regarding the input of information.
-  = Cells containing RED triangles in the upper right corner contain "guidance comments" on that particular line item. Please "mouse-over" the triangle to reveal each comment.

**Charter Funding Alphabetical By NYS School District
* (Sum of Charter School Basic Tuition and Supplemental Basic Tuition)**



ANNUAL BUDGET & QUARTERLY REPORT TEMPLATE

Bronx Charter School for Better Learning II

SCHOOL

Name:	Bronx Charter School for Better Learning II
--------------	---

CONTACT INFORMATION

Contact Name:	Kevin Brennan
Contact Title:	Executive Director
Contact Email:	[REDACTED]
Contact Phone:	[REDACTED]

REPORT PERIOD

Current Academic Year:	2017-18
Prior Academic Year:	2016-17

PLAN - FULL TIME EQUIVALENT

STAFFING PLAN - FULL TIME EQUIVALENT ("FTE")

***NOTE:** Enter the number of FTE positions in the "blue" cells.

***NOTE:** If there are NO budget revisions at the time of quarterly submittal leave the 'REVISED' Column(s) COMPLETELY BLANK.

ADMINISTRATIVE PERSONNEL FTE	ADMINISTRATIVE PERSONNEL FTE	PRIOR YEAR
		2016-17
		ACTUAL
Executive Management	Executive Management	
Instructional Management	Instructional Management	
Deans, Directors & Coordinators	Deans, Directors & Coordinators	
CFO / Director of Finance	CFO / Director of Finance	
Operation / Business Manager	Operation / Business Manager	
Administrative Staff	Administrative Staff	
TOTAL ADMINISTRATIVE STAFF	TOTAL ADMINISTRATIVE STAFF	0.0

ANNUAL BUDGETED FTE							
Q1		Q2		Q3		Q4	
Original	Revised	Original	Revised	Original	Revised	Original	Revised
0.5		0.5		0.5		0.5	
1.0		1.0		1.0		1.0	
2.5		2.5		2.5		2.5	
4.0		4.0		4.0		4.0	
8.0	0.0	8.0	0.0	8.0	0.0	8.0	0.0

INSTRUCTIONAL PERSONNEL FTE	INSTRUCTIONAL PERSONNEL FTE	PRIOR YEAR
		2016-17
		ACTUAL
Teachers - Regular	Teachers - Regular	
Teachers - SPED	Teachers - SPED	
Substitute Teachers	Substitute Teachers	
Teaching Assistants	Teaching Assistants	
Specialty Teachers	Specialty Teachers	
Aides	Aides	
Therapists & Counselors	Therapists & Counselors	
Other	Other	
TOTAL INSTRUCTIONAL	TOTAL INSTRUCTIONAL	0.0

ANNUAL BUDGETED FTE							
Q1		Q2		Q3		Q4	
Original	Revised	Original	Revised	Original	Revised	Original	Revised
15.0							
3.0							
11.0							
3.0							
1.5							
33.5	0.0	0.0	0.0	0.0	0.0	0.0	0.0

NON-INSTRUCTIONAL PERSONNEL FTE	NON-INSTRUCTIONAL PERSONNEL FTE	PRIOR YEAR
		2016-17
		ACTUAL
Nurse	Nurse	
Librarian	Librarian	
Custodian	Custodian	
Security	Security	
Other	Other	
TOTAL NON-INSTRUCTIONAL	TOTAL NON-INSTRUCTIONAL	0.0

ANNUAL BUDGETED FTE							
Q1		Q2		Q3		Q4	
Original	Revised	Original	Revised	Original	Revised	Original	Revised
0.0	0.0	0.0	0.0	0.0	0.0	0.0	0.0

TOTAL PERSONNEL SERVICE FTE	TOTAL PERSONNEL SERVICE FTE	0.0
------------------------------------	------------------------------------	-----

41.5	0.0	8.0	0.0	8.0	0.0	8.0	0.0
------	-----	-----	-----	-----	-----	-----	-----

**CHARTER SCHOOL FOR BETTER
2017-18**

PLAN - FULL TIME EQUIVALENT

***NOTE:** Enter the number of FTE positions in the "blue" cells.

Id be input.

***NOTE:** State the assumptions that are being made for personnel FTE levels.

ADMINISTRATIVE PERSONNEL FTE	Q4
	Actual
Executive Management	
Instructional Management	
Deans, Directors & Coordinators	
CFO / Director of Finance	
Operation / Business Manager	
Administrative Staff	
TOTAL ADMINISTRATIVE STAFF	0.0

Description of Assumptions
Principal
Director of Development and PD
Includes Technology Staff

INSTRUCTIONAL PERSONNEL FTE	Q4
	Actual
Teachers - Regular	
Teachers - SPED	
Substitute Teachers	
Teaching Assistants	
Specialty Teachers	
Aides	
Therapists & Counselors	
Other	
TOTAL INSTRUCTIONAL	0.0

Description of Assumptions
Includes Teaching Fellows
Student Support

NON-INSTRUCTIONAL PERSONNEL FTE	Q4
	Actual
Nurse	
Librarian	
Custodian	
Security	
Other	
TOTAL NON-INSTRUCTIONAL	0.0

Description of Assumptions

TOTAL PERSONNEL SERVICE FTE	0.0
------------------------------------	-----

--

BRONX CHARTER SCHOOL FOR BETTER LEARNING II								
Budget / Operating Plan								
2017-18								
Total Revenue	-	853,684	-	-	863,684	-	-	858,684
Total Expenses	-	488,197	-	-	863,273	-	-	852,119
Net Income	-	365,487	-	-	411	-	-	6,565
Actual Student Enrollment	150	222	-	-	222	-	-	222
	Prior Year Actual	1st Quarter - 7/1 - 9/30			2nd Quarter - 10/1 - 12/31			3rd Q
	2016-17	Original	Revised		Original	Revised		Original
	Revenue Per	Budget	Budget	Variance	Budget	Budget	Variance	Budget
	Pupil							
Charter School Program (CSP) Planning & Implementation				-			-	
Other				-			-	
Other				-			-	
TOTAL REVENUE FROM FEDERAL SOURCES	-	11,502	-	-	11,502	-	-	11,502
LOCAL and OTHER REVENUE								
Contributions and Donations				-	10,000		-	5,000
Fundraising				-			-	
Erate Reimbursement				-			-	
Earnings on Investments				-			-	
Interest Income				-			-	
Food Service (Income from meals)				-			-	
Text Book				-			-	
OTHER				-			-	
TOTAL REVENUE FROM LOCAL and OTHER SOURCES	-	-	-	-	10,000	-	-	5,000
TOTAL REVENUE	-	853,684	-	-	863,684	-	-	858,684

BRONX CHARTER SCHOOL FOR BETTER LEARNING II
Budget / Operating Plan
2017-18

Total Revenue	-	853,684	-	-	863,684	-	-	858,684
Total Expenses	-	488,197	-	-	863,273	-	-	852,119
Net Income	-	365,487	-	-	411	-	-	6,565
Actual Student Enrollment	150	222	-	-	222	-	-	222
	Prior Year Actual	1st Quarter - 7/1 - 9/30			2nd Quarter - 10/1 - 12/31			3rd Quarter
	2016-17	Original	Revised	Variance	Original	Revised	Variance	Original
	Revenue Per Pupil	Budget	Budget		Budget	Budget		Budget

EXPENSES

ADMINISTRATIVE STAFF PERSONNEL COSTS

Avg. No. of Positions

Executive Management	0.50	26,737		-	26,737		-	26,737
Instructional Management	1.00	30,000		-	30,000		-	30,000
Deans, Directors & Coordinators	2.50	24,957		-	74,871		-	74,871
CFO / Director of Finance	-			-			-	
Operation / Business Manager	-			-			-	
Administrative Staff	4.00	54,462		-	54,462		-	54,462
TOTAL ADMINISTRATIVE STAFF	8.00	136,156	-	-	186,070	-	-	186,070

INSTRUCTIONAL PERSONNEL COSTS

Teachers - Regular	3.75	80,181		-	240,542		-	240,542
Teachers - SPED	0.75	17,207		-	51,621		-	51,621
Substitute Teachers	-			-			-	
Teaching Assistants	2.75	26,298		-	78,893		-	78,893
Specialty Teachers	0.75	9,468		-	28,404		-	28,404
Aides	-			-			-	
Therapists & Counselors	0.38	10,920		-	32,760		-	32,760
Other	-			-	10,361		-	10,361
TOTAL INSTRUCTIONAL	8.38	144,073	-	-	442,581	-	-	432,220

NON-INSTRUCTIONAL PERSONNEL COSTS

Nurse	-			-			-	
Librarian	-			-			-	
Custodian	-			-			-	
Security	-			-			-	
Other	-			-			-	
TOTAL NON-INSTRUCTIONAL	-	-	-	-	-	-	-	-

SUBTOTAL PERSONNEL SERVICE COSTS

16.38	-	280,229	-	-	628,651	-	-	618,290
-------	---	---------	---	---	---------	---	---	---------

PAYROLL TAXES AND BENEFITS

		BRONX CHARTER SCHOOL FOR BETTER LEARNING II							
		Budget / Operating Plan							
		2017-18							
		-	853,684	-	-	863,684	-	-	858,684
Total Revenue		-	853,684	-	-	863,684	-	-	858,684
Total Expenses		-	488,197	-	-	863,273	-	-	852,119
Net Income		-	365,487	-	-	411	-	-	6,565
Actual Student Enrollment		150	222	-	-	222	-	-	222
		Prior Year Actual	1st Quarter - 7/1 - 9/30			2nd Quarter - 10/1 - 12/31			3rd Q
		2016-17	Original	Revised		Original	Revised		Original
		Revenue Per Pupil	Budget	Budget	Variance	Budget	Budget	Variance	Budget
Payroll Taxes			21,438		-	48,092		-	47,299
Fringe / Employee Benefits			94,473		-	94,473		-	94,473
Retirement / Pension			18,626		-	18,626		-	18,626
TOTAL PAYROLL TAXES AND BENEFITS		-	134,537	-	-	161,192	-	-	160,399
TOTAL PERSONNEL SERVICE COSTS	16.38	-	414,766	-	-	789,842	-	-	778,689
CONTRACTED SERVICES					-			-	
Accounting / Audit					-			-	
Legal					-			-	
Management Company Fee					-			-	
Nurse Services					-			-	
Food Service / School Lunch			2,141		-	2,141		-	2,141
Payroll Services					-			-	
Special Ed Services					-			-	
Titement Services (i.e. Title I)					-			-	
Other Purchased / Professional / Consulting			14,502		-	14,502		-	14,502
TOTAL CONTRACTED SERVICES		-	16,642	-	-	16,642	-	-	16,642

BRONX CHARTER SCHOOL FOR BETTER LEARNING II
Budget / Operating Plan
2017-18

	-	853,684	-	-	863,684	-	-	858,684
Total Revenue	-	488,197	-	-	863,273	-	-	852,119
Total Expenses	-	365,487	-	-	411	-	-	6,565
Net Income	150	222	-	-	222	-	-	222
Actual Student Enrollment								
	Prior Year Actual 2016-17 Revenue Per Pupil	1st Quarter - 7/1 - 9/30			2nd Quarter - 10/1 - 12/31			3rd Q
		Original Budget	Revised Budget	Variance	Original Budget	Revised Budget	Variance	Original Budget
SCHOOL OPERATIONS								
Board Expenses		7,337		-	7,337		-	7,337
Classroom / Teaching Supplies & Materials				-			-	
Special Ed Supplies & Materials				-			-	
Textbooks / Workbooks		8,750		-	8,750		-	8,750
Supplies & Materials other				-			-	
Equipment / Furniture				-			-	
Telephone		5,431		-	5,431		-	5,431
Technology		870		-	870		-	870
Student Testing & Assessment		791		-	791		-	791
Field Trips		780		-	780		-	780
Transportation (student)				-			-	
Student Services - other		2,434		-	2,434		-	2,434
Office Expense		3,927		-	3,927		-	3,927
Staff Development		21,115		-	21,115		-	21,115
Staff Recruitment		1,693		-	1,693		-	1,693
Student Recruitment / Marketing		747		-	747		-	747
School Meals / Lunch				-			-	
Travel (Staff)				-			-	
Fundraising				-			-	
Other		20		-	20		-	20
TOTAL SCHOOL OPERATIONS	-	53,894	-	-	53,894	-	-	53,894
FACILITY OPERATION & MAINTENANCE								
Insurance		2,626		-	2,626		-	2,626
Janitorial				-			-	
Building and Land Rent / Lease / Facility Finance Interest				-			-	
Repairs & Maintenance		269		-	269		-	269
Equipment / Furniture				-			-	
Security				-			-	
Utilities				-			-	
TOTAL FACILITY OPERATION & MAINTENANCE	-	2,895	-	-	2,895	-	-	2,895
DEPRECIATION & AMORTIZATION				-			-	
RESERVES / CONTINGENCY				-			-	

BRONX CHARTER SCHOOL FOR BETTER LEARNING II
Budget / Operating Plan
2017-18

Total Revenue	-	853,684	-	-	863,684	-	-	858,684
Total Expenses	-	488,197	-	-	863,273	-	-	852,119
Net Income	-	365,487	-	-	411	-	-	6,565
Actual Student Enrollment	150	222	-	-	222	-	-	222
	Prior Year Actual	1st Quarter - 7/1 - 9/30			2nd Quarter - 10/1 - 12/31			3rd C
	2016-17	Original	Revised		Original	Revised		Original
	Revenue Per	Budget	Budget	Variance	Budget	Budget	Variance	Budget
	Pupil							
TOTAL EXPENSES	-	488,197	-	-	863,273	-	-	852,119
NET INCOME	-	365,487	-	-	411	-	-	6,565

		2017-18 BRONX CHARTER SCHOOL FOR BETTER LEARNING II Budget / Operating Plan 2017-18						
Total Revenue	-	853,684	-	-	863,684	-	-	858,684
Total Expenses	-	488,197	-	-	863,273	-	-	852,119
Net Income	-	365,487	-	-	411	-	-	6,365
Actual Student Enrollment	150	222	-	-	222	-	-	222
	Prior Year Actual 2016-17 Revenue Per Pupil	1st Quarter - 7/1 - 9/30			2nd Quarter - 10/1 - 12/31			3rd Q
		Original Budget	Revised Budget	Variance	Original Budget	Revised Budget	Variance	Original Budget
ENROLLMENT - *School Districts Are Linked To Above Entries*								
Number of Districts:	1	1	-	-	1	-	-	1
NYC CHANCELLOR'S OFFICE	150	222	-	-	222	-	-	222
-	-	-	-	-	-	-	-	-
-	-	-	-	-	-	-	-	-
-	-	-	-	-	-	-	-	-
-	-	-	-	-	-	-	-	-
-	-	-	-	-	-	-	-	-
-	-	-	-	-	-	-	-	-
-	-	-	-	-	-	-	-	-
-	-	-	-	-	-	-	-	-
-	-	-	-	-	-	-	-	-
-	-	-	-	-	-	-	-	-
-	-	-	-	-	-	-	-	-
-	-	-	-	-	-	-	-	-
-	-	-	-	-	-	-	-	-
-	-	-	-	-	-	-	-	-
-	-	-	-	-	-	-	-	-
ALL OTHER School Districts: (Weighted Avg)	-	-	-	-	-	-	-	-
TOTAL ENROLLMENT	150	222	-	-	222	-	-	222
REVENUE PER PUPIL	-	3,845	-	-	3,890	-	-	3,868
EXPENSES PER PUPIL	-	2,199	-	-	3,889	-	-	3,838

Total Revenue	-	-	946,469	-	-
Total Expenses	-	-	1,279,705	-	-
Net Income	-	-	(333,236)	-	-
Actual Student Enrollment	-	-	222	-	-
	Quarter - 1/1 - 3/31		4th Quarter - 4/1 - 6/30		
	Revised Budget	Variance	Original Budget	Revised Budget	Variance
Charter School Program (CSP) Planning & Implementation		-			-
Other		-			-
Other		=			=
TOTAL REVENUE FROM FEDERAL SOURCES	-	-	23,592	-	-
LOCAL and OTHER REVENUE					
Contributions and Donations		-	2,000		-
Fundraising		-			-
Erate Reimbursement		-			-
Earnings on Investments		-			-
Interest Income		-			-
Food Service (Income from meals)		-			-
Text Book		-	17,645		-
OTHER		=			=
TOTAL REVENUE FROM LOCAL and OTHER SOURCES	-	-	19,645	-	-
TOTAL REVENUE	-	-	946,469	-	-

Total Revenue		-	-	946,469	-	-
Total Expenses		-	-	1,279,705	-	-
Net Income		-	-	(333,236)	-	-
Actual Student Enrollment		-	-	222	-	-
		Quarter - 1/1 - 3/31		4th Quarter - 4/1 - 6/30		
		Revised		Original	Revised	
		Budget	Variance	Budget	Budget	Variance
EXPENSES						
ADMINISTRATIVE STAFF PERSONNEL COSTS		Avg. No. of Positions				
Executive Management	0.50		-	26,737		-
Instructional Management	1.00		-	30,000		-
Deans, Directors & Coordinators	2.50		-	124,785		-
CFO / Director of Finance	-		-			-
Operation / Business Manager	-		-			-
Administrative Staff	4.00		-	54,462		-
TOTAL ADMINISTRATIVE STAFF	8.00	-	-	235,984	-	-
INSTRUCTIONAL PERSONNEL COSTS						
Teachers - Regular	3.75		-	400,904		-
Teachers - SPED	0.75		-	86,034		-
Substitute Teachers	-		-			-
Teaching Assistants	2.75		-	131,489		-
Specialty Teachers	0.75		-	47,340		-
Aides	-		-			-
Therapists & Counselors	0.38		-	54,599		-
Other	-		-			-
TOTAL INSTRUCTIONAL	8.38	-	-	720,365	-	-
NON-INSTRUCTIONAL PERSONNEL COSTS						
Nurse	-		-			-
Librarian	-		-			-
Custodian	-		-			-
Security	-		-			-
Other	-		-			-
TOTAL NON-INSTRUCTIONAL	-	-	-	-	-	-
SUBTOTAL PERSONNEL SERVICE COSTS	16.38	-	-	956,349	-	-
PAYROLL TAXES AND BENEFITS						

Total Revenue		-	-	946,469	-	-
Total Expenses		-	-	1,279,705	-	-
Net Income		-	-	(333,236)	-	-
Actual Student Enrollment		-	-	222	-	-
		Quarter - 1/1 - 3/31			4th Quarter - 4/1 - 6/30	
		Revised Budget	Variance	Original Budget	Revised Budget	Variance
Payroll Taxes			-	73,161		-
Fringe / Employee Benefits			-	94,473		-
Retirement / Pension			=	18,626		=
TOTAL PAYROLL TAXES AND BENEFITS		-	-	186,261	-	-
TOTAL PERSONNEL SERVICE COSTS						
	16.38	-	-	1,142,610	-	-
CONTRACTED SERVICES						
Accounting / Audit			-	21,000		-
Legal			-			-
Management Company Fee			-			-
Nurse Services			-			-
Food Service / School Lunch			-	2,141		-
Payroll Services			-			-
Special Ed Services			-			-
Titlement Services (i.e. Title I)			-			-
Other Purchased / Professional / Consulting			=	14,502		=
TOTAL CONTRACTED SERVICES		-	-	37,642	-	-

Total Revenue	-	-	946,469	-	-
Total Expenses	-	-	1,279,705	-	-
Net Income	-	-	(333,236)	-	-
Actual Student Enrollment	-	-	222	-	-
	Quarter - 1/1 - 3/31		4th Quarter - 4/1 - 6/30		
	Revised Budget	Variance	Original Budget	Revised Budget	Variance
SCHOOL OPERATIONS					
Board Expenses		-	7,337		-
Classroom / Teaching Supplies & Materials		-			-
Special Ed Supplies & Materials		-			-
Textbooks / Workbooks		-	26,395		-
Supplies & Materials other		-			-
Equipment / Furniture		-			-
Telephone		-	5,431		-
Technology		-	870		-
Student Testing & Assessment		-	791		-
Field Trips		-	780		-
Transportation (student)		-			-
Student Services - other		-	2,434		-
Office Expense		-	3,927		-
Staff Development		-	21,128		-
Staff Recruitment		-	1,693		-
Student Recruitment / Marketing		-	747		-
School Meals / Lunch		-			-
Travel (Staff)		-			-
Fundraising		-			-
Other		-	20		-
TOTAL SCHOOL OPERATIONS	-	-	71,552	-	-
FACILITY OPERATION & MAINTENANCE					
Insurance		-	2,626		-
Janitorial		-			-
Building and Land Rent / Lease / Facility Finance Interest		-			-
Repairs & Maintenance		-	269		-
Equipment / Furniture		-			-
Security		-			-
Utilities		-			-
TOTAL FACILITY OPERATION & MAINTENANCE	-	-	2,895	-	-
DEPRECIATION & AMORTIZATION		-	25,007		-
RESERVES / CONTINGENCY		-			-

Total Revenue	-	-	946,469	-	-
Total Expenses	-	-	1,279,705	-	-
Net Income	-	-	(333,236)	-	-
Actual Student Enrollment	-	-	222	-	-
	Quarter - 1/1 - 3/31		4th Quarter - 4/1 - 6/30		
	Revised	Variance	Original	Revised	Variance
	Budget		Budget	Budget	
TOTAL EXPENSES	-	-	1,279,705	-	-
NET INCOME	-	-	(333,236)	-	-

BRONX CHARTER SCHOOL FOR BETTER LEARNING II
Budget / Operating Plan

2017-18

Total Revenue	3,522,521	3,522,521	-	3,522,521	3,522,521
Total Expenses	3,483,294	3,483,294	-	(3,483,294)	(3,483,294)
Net Income	39,227	39,227	-	39,227	39,227
Actual Student Enrollment					
	Total Year			VARIANCE	
	Original Budget	Revised Budget	Variance	Original Budget vs. PY Budget	Revised Budget vs. PY Budget
Charter School Program (CSP) Planning & Implementation	-	-	-	-	-
Other	-	-	-	-	-
Other	-	-	-	-	-
TOTAL REVENUE FROM FEDERAL SOURCES	58,099	58,099	-	58,099	58,099
LOCAL and OTHER REVENUE					
Contributions and Donations	17,000	17,000	-	17,000	17,000
Fundraising	-	-	-	-	-
Erate Reimbursement	-	-	-	-	-
Earnings on Investments	-	-	-	-	-
Interest Income	-	-	-	-	-
Food Service (Income from meals)	-	-	-	-	-
Text Book	17,645	17,645	-	17,645	17,645
OTHER	-	-	-	-	-
TOTAL REVENUE FROM LOCAL and OTHER SOURCES	34,645	34,645	-	34,645	34,645
TOTAL REVENUE	3,522,521	3,522,521	-	3,522,521	3,522,521

DESCRIPTION OF ASSUMPTIONS

BRONX CHARTER SCHOOL FOR BETTER LEARNING II
Budget / Operating Plan

2017-18

Total Revenue	3,522,521	3,522,521	-	3,522,521	3,522,521
Total Expenses	3,483,294	3,483,294	-	(3,483,294)	(3,483,294)
Net Income	39,227	39,227	-	39,227	39,227
Actual Student Enrollment					

	Total Year			VARIANCE	
	Original Budget	Revised Budget	Variance	Original Budget vs. PY Budget	Revised Budget vs. PY Budget

DESCRIPTION OF ASSUMPTIONS

EXPENSES

ADMINISTRATIVE STAFF PERSONNEL COSTS

Avg. No. of Positions

Executive Management	0.50	106,948	106,948	-	(106,948)	(106,948)
Instructional Management	1.00	120,000	120,000	-	(120,000)	(120,000)
Deans, Directors & Coordinators	2.50	299,484	299,484	-	(299,484)	(299,484)
CFO / Director of Finance	-	-	-	-	-	-
Operation / Business Manager	-	-	-	-	-	-
Administrative Staff	4.00	217,846	217,846	-	(217,846)	(217,846)
TOTAL ADMINISTRATIVE STAFF	8.00	744,278	744,278	-	(744,278)	(744,278)

Principal
 Director of Development & Professional Development
 Coordinators

Office Manager, Office Assistants & Technology Staff

INSTRUCTIONAL PERSONNEL COSTS

Teachers - Regular	3.75	962,169	962,169	-	(962,169)	(962,169)
Teachers - SPED	0.75	206,482	206,482	-	(206,482)	(206,482)
Substitute Teachers	-	-	-	-	-	-
Teaching Assistants	2.75	315,573	315,573	-	(315,573)	(315,573)
Specialty Teachers	0.75	113,615	113,615	-	(113,615)	(113,615)
Aides	-	-	-	-	-	-
Therapists & Counselors	0.38	131,039	131,039	-	(131,039)	(131,039)
Other	-	10,361	10,361	-	(10,361)	(10,361)
TOTAL INSTRUCTIONAL	8.38	1,739,240	1,739,240	-	(1,739,240)	(1,739,240)

Includes Teaching Fellows, Enrichment and Summer Programs

Student Support
 Bonuses

NON-INSTRUCTIONAL PERSONNEL COSTS

Nurse	-	-	-	-	-	-
Librarian	-	-	-	-	-	-
Custodian	-	-	-	-	-	-
Security	-	-	-	-	-	-
Other	-	-	-	-	-	-
TOTAL NON-INSTRUCTIONAL	-	-	-	-	-	-

SUBTOTAL PERSONNEL SERVICE COSTS

16.38	2,483,518	2,483,518	-	(2,483,518)	(2,483,518)
-------	-----------	-----------	---	-------------	-------------

PAYROLL TAXES AND BENEFITS

BRONX CHARTER SCHOOL FOR BETTER LEARNING II
Budget / Operating Plan

2017-18

Total Revenue	3,522,521	3,522,521	-	3,522,521	3,522,521
Total Expenses	3,483,294	3,483,294	-	(3,483,294)	(3,483,294)
Net Income	39,227	39,227	-	39,227	39,227
Actual Student Enrollment					
	Total Year			VARIANCE	
	Original Budget	Revised Budget	Variance	Original Budget vs. PY Budget	Revised Budget vs. PY Budget
Payroll Taxes	189,989	189,989	-	(189,989)	(189,989)
Fringe / Employee Benefits	377,894	377,894	-	(377,894)	(377,894)
Retirement / Pension	74,506	74,506	-	(74,506)	(74,506)
TOTAL PAYROLL TAXES AND BENEFITS	642,389	642,389	-	(642,389)	(642,389)
TOTAL PERSONNEL SERVICE COSTS	3,125,907	3,125,907	-	(3,125,907)	(3,125,907)
CONTRACTED SERVICES					
Accounting / Audit	21,000	21,000	-	(21,000)	(21,000)
Legal	-	-	-	-	-
Management Company Fee	-	-	-	-	-
Nurse Services	-	-	-	-	-
Food Service / School Lunch	8,563	8,563	-	(8,563)	(8,563)
Payroll Services	-	-	-	-	-
Special Ed Services	-	-	-	-	-
Titlement Services (i.e. Title I)	-	-	-	-	-
Other Purchased / Professional / Consulting	58,006	58,006	-	(58,006)	(58,006)
TOTAL CONTRACTED SERVICES	87,569	87,569	-	(87,569)	(87,569)

DESCRIPTION OF ASSUMPTIONS

16.38

BRONX CHARTER SCHOOL FOR BETTER LEARNING II
Budget / Operating Plan

2017-18

Total Revenue	3,522,521	3,522,521	-	3,522,521	3,522,521
Total Expenses	3,483,294	3,483,294	-	(3,483,294)	(3,483,294)
Net Income	39,227	39,227	-	39,227	39,227
Actual Student Enrollment					

	Total Year			VARIANCE	
	Original Budget	Revised Budget	Variance	Original Budget vs. PY Budget	Revised Budget vs. PY Budget

DESCRIPTION OF ASSUMPTIONS

SCHOOL OPERATIONS

Board Expenses	29,347	29,347	-	(29,347)	(29,347)	Includes Dues and Subscriptions
Classroom / Teaching Supplies & Materials	-	-	-	-	-	
Special Ed Supplies & Materials	-	-	-	-	-	
Textbooks / Workbooks	52,645	52,645	-	(52,645)	(52,645)	
Supplies & Materials other	-	-	-	-	-	
Equipment / Furniture	-	-	-	-	-	
Telephone	21,725	21,725	-	(21,725)	(21,725)	
Technology	3,481	3,481	-	(3,481)	(3,481)	
Student Testing & Assessment	3,164	3,164	-	(3,164)	(3,164)	
Field Trips	3,120	3,120	-	(3,120)	(3,120)	
Transportation (student)	-	-	-	-	-	
Student Services - other	9,736	9,736	-	(9,736)	(9,736)	
Office Expense	15,708	15,708	-	(15,708)	(15,708)	
Staff Development	84,471	84,471	-	(84,471)	(84,471)	Includes Staff Appreciation
Staff Recruitment	6,770	6,770	-	(6,770)	(6,770)	
Student Recruitment / Marketing	2,987	2,987	-	(2,987)	(2,987)	
School Meals / Lunch	-	-	-	-	-	
Travel (Staff)	-	-	-	-	-	
Fundraising	-	-	-	-	-	
Other	78	78	-	(78)	(78)	Bank Fees
TOTAL SCHOOL OPERATIONS	233,233	233,233	-	(233,233)	(233,233)	

FACILITY OPERATION & MAINTENANCE

Insurance	10,502	10,502	-	(10,502)	(10,502)	
Janitorial	-	-	-	-	-	
Building and Land Rent / Lease / Facility Finance Interest	-	-	-	-	-	
Repairs & Maintenance	1,076	1,076	-	(1,076)	(1,076)	
Equipment / Furniture	-	-	-	-	-	
Security	-	-	-	-	-	
Utilities	-	-	-	-	-	
TOTAL FACILITY OPERATION & MAINTENANCE	11,578	11,578	-	(11,578)	(11,578)	

DEPRECIATION & AMORTIZATION

	25,007	25,007	-	(25,007)	(25,007)	
--	--------	--------	---	----------	----------	--

RESERVES / CONTINGENCY

	-	-	-	-	-	
--	---	---	---	---	---	--

BRONX CHARTER SCHOOL FOR BETTER LEARNING II
Budget / Operating Plan

2017-18

Total Revenue	3,522,521	3,522,521	-	3,522,521	3,522,521
Total Expenses	3,483,294	3,483,294	-	(3,483,294)	(3,483,294)
Net Income	39,227	39,227	-	39,227	39,227
Actual Student Enrollment					
	Total Year			VARIANCE	
	Original Budget	Revised Budget	Variance	Original Budget vs. PY Budget	Revised Budget vs. PY Budget
TOTAL EXPENSES	<u>3,483,294</u>	<u>3,483,294</u>	-	<u>(3,483,294)</u>	<u>(3,483,294)</u>
NET INCOME	<u>39,227</u>	<u>39,227</u>	-	<u>39,227</u>	<u>39,227</u>

DESCRIPTION OF ASSUMPTIONS

BRONX CHARTER SCHOOL FOR BETTER LEARNING II
Budget / Operating Plan

2017-18

Total Revenue	3,522,521	3,522,521	-	3,522,521	3,522,521
Total Expenses	3,483,294	3,483,294	-	(3,483,294)	(3,483,294)
Net Income	39,227	39,227	-	39,227	39,227
Actual Student Enrollment					

Total Year

VARIANCE

Original Budget	Revised Budget	Variance	Original Budget vs. PY Budget	Revised Budget vs. PY Budget
----------------------------	---------------------------	-----------------	--	---

DESCRIPTION OF ASSUMPTIONS

ENROLLMENT - *School Districts Are Linked To Above Entries*

Number of Districts:

NYC CHANCELLOR'S OFFICE

-
-
-
-
-
-
-
-
-
-
-
-
-
-
-
-
-
-
-
-

ALL OTHER School Districts: (Weighted Avg)

TOTAL ENROLLMENT

REVENUE PER PUPIL

EXPENSES PER PUPIL

BRONX CHARTER SCHOOL FOR BETTER LEARNING II

**DO NOT ENTER BALANCE SHEET DATA ON THIS
TEMPLATE**

**BALANCE SHEET
2017-18**

Balance sheet data should for the Ed Corp:
Bronx Charter School for Better Learning
should be entered on the template for
Bronx Charter School for Better Learning.

	<u>Prior Year</u>	Q1	Q2	Q3	Q4
	<u>2016-17</u>	<u>As of 9/30</u>	<u>As of 12/31</u>	<u>As of 3/31</u>	<u>As of 6/30</u>
<u>ASSETS</u>					
<u>CURRENT ASSETS</u>					
Cash and cash equivalents	-	-	-	-	-
Grants and contracts receivable	-	-	-	-	-
Accounts receivables	-	-	-	-	-
Prepaid Expenses	-	-	-	-	-
Contributions and other receivables	-	-	-	-	-
TOTAL CURRENT ASSETS	-	-	-	-	-
<u>PROPERTY, BUILDING AND EQUIPMENT, net</u>	-	-	-	-	-
<u>OTHER ASSETS</u>	-	-	-	-	-
TOTAL ASSETS	-	-	-	-	-
<u>LIABILITIES AND NET ASSETS</u>					
<u>CURRENT LIABILITIES</u>					
Accounts payable and accrued expenses	-	-	-	-	-
Accrued payroll and benefits	-	-	-	-	-
Deferred Revenue	-	-	-	-	-
Current maturities of long-term debt	-	-	-	-	-
Short Term Debt - Bonds, Notes Payable	-	-	-	-	-
Other	-	-	-	-	-
TOTAL CURRENT LIABILITIES	-	-	-	-	-
<u>LONG-TERM DEBT and NOTES PAYABLE, net current maturities</u>	-	-	-	-	-
TOTAL LIABILITIES	-	-	-	-	-
<u>NET ASSETS</u>					
Unrestricted	-	-	-	-	-
Temporarily restricted	-	-	-	-	-
TOTAL NET ASSETS	-	-	-	-	-
TOTAL LIABILITIES AND NET ASSETS	-	-	-	-	-

BRONX CHARTER SCHOOL FOR BETT
Budget / Operating Pla

2017-18

Total Revenue	-	853,684	-	-	863,684	-	-
Total Expenses	-	488,197	-	-	863,273	-	-
Net Income	-	365,487	-	-	411	-	-
Actual Student Enrollment	-	222	-	-	222	-	-

	1st Quarter - 7/1 - 9/30			2nd Quarter - 10/1 - 12/31			3rd Q
		Current Budget	Variance		Current Budget	Variance	Actual
	Actual			Actual			
*NOTE: Enrollment, Revenue and Expenditure Data IN the 'Total and Variance Analysis' Section is Based on LAST ACTUAL Quarter Completed							
Other		-	-		-	-	
TOTAL REVENUE FROM FEDERAL SOURCES	-	11,502	-	-	11,502	-	-
LOCAL and OTHER REVENUE							
Contributions and Donations		-	-		10,000	-	
Fundraising		-	-		-	-	
Erate Reimbursement		-	-		-	-	
Earnings on Investments		-	-		-	-	
Interest Income		-	-		-	-	
Food Service (Income from meals)		-	-		-	-	
Text Book		-	-		-	-	
OTHER		-	-		-	-	
TOTAL REVENUE FROM LOCAL and OTHER SOURCES	-	-	-	-	10,000	-	-
TOTAL REVENUE	-	853,684	-	-	863,684	-	-

BRONX CHARTER SCHOOL FOR BETT
Budget / Operating Plan

2017-18

Total Revenue	-	853,684	-	-	863,684	-	-
Total Expenses	-	488,197	-	-	863,273	-	-
Net Income	-	365,487	-	-	411	-	-
Actual Student Enrollment	-	222	-	-	222	-	-

*NOTE: Enrollment, Revenue and Expenditure Data IN the 'Total and Variance Analysis' Section is Based on LAST ACTUAL Quarter Completed	1st Quarter - 7/1 - 9/30			2nd Quarter - 10/1 - 12/31			3rd Quarter
	Actual	Current Budget	Variance	Actual	Current Budget	Variance	Actual

EXPENSES	Quarter 0						
	No. of Positions						
ADMINISTRATIVE STAFF PERSONNEL COSTS							
Executive Management	-	26,737	-	-	26,737	-	-
Instructional Management	-	30,000	-	-	30,000	-	-
Deans, Directors & Coordinators	-	24,957	-	-	74,871	-	-
CFO / Director of Finance	-	-	-	-	-	-	-
Operation / Business Manager	-	-	-	-	-	-	-
Administrative Staff	-	54,462	-	-	54,462	-	-
TOTAL ADMINISTRATIVE STAFF	-	136,156	-	-	186,070	-	-
INSTRUCTIONAL PERSONNEL COSTS							
Teachers - Regular	-	80,181	-	-	240,542	-	-
Teachers - SPED	-	17,207	-	-	51,621	-	-
Substitute Teachers	-	-	-	-	-	-	-
Teaching Assistants	-	26,298	-	-	78,893	-	-
Specialty Teachers	-	9,468	-	-	28,404	-	-
Aides	-	-	-	-	-	-	-
Therapists & Counselors	-	10,920	-	-	32,760	-	-
Other	-	-	-	-	10,361	-	-
TOTAL INSTRUCTIONAL	-	144,073	-	-	442,581	-	-
NON-INSTRUCTIONAL PERSONNEL COSTS							
Nurse	-	-	-	-	-	-	-
Librarian	-	-	-	-	-	-	-
Custodian	-	-	-	-	-	-	-
Security	-	-	-	-	-	-	-
Other	-	-	-	-	-	-	-
TOTAL NON-INSTRUCTIONAL	-	-	-	-	-	-	-
SUBTOTAL PERSONNEL SERVICE COSTS	-	280,229	-	-	628,651	-	-
PAYROLL TAXES AND BENEFITS							
Payroll Taxes		21,438	-		48,092	-	
Fringe / Employee Benefits		94,473	-		94,473	-	
Retirement / Pension		18,626	-		18,626	-	
TOTAL PAYROLL TAXES AND BENEFITS		134,537	-		161,192	-	
TOTAL PERSONNEL SERVICE COSTS		414,766	-		789,842	-	

BRONX CHARTER SCHOOL FOR BETT
Budget / Operating Pla

2017-18

Total Revenue	-	853,684	-	-	863,684	-	-
Total Expenses	-	488,197	-	-	863,273	-	-
Net Income	-	365,487	-	-	411	-	-
Actual Student Enrollment	-	222	-	-	222	-	-

*NOTE: Enrollment, Revenue and Expenditure Data IN the 'Total and Variance Analysis' Section is Based on LAST ACTUAL Quarter Completed	1st Quarter - 7/1 - 9/30			2nd Quarter - 10/1 - 12/31			3rd Q
	Actual	Current Budget	Variance	Actual	Current Budget	Variance	Actual

CONTRACTED SERVICES							
Accounting / Audit		-	-		-	-	
Legal		-	-		-	-	
Management Company Fee		-	-		-	-	
Nurse Services		-	-		-	-	
Food Service / School Lunch		2,141	-		2,141	-	
Payroll Services		-	-		-	-	
Special Ed Services		-	-		-	-	
Titlement Services (i.e. Title I)		-	-		-	-	
Other Purchased / Professional / Consulting		14,502	-		14,502	-	
TOTAL CONTRACTED SERVICES	-	16,642	-	-	16,642	-	-

BRONX CHARTER SCHOOL FOR BETT
Budget / Operating Pla

2017-18

Total Revenue	-	853,684	-	-	863,684	-	-
Total Expenses	-	488,197	-	-	863,273	-	-
Net Income	-	365,487	-	-	411	-	-
Actual Student Enrollment	-	222	-	-	222	-	-

*NOTE: Enrollment, Revenue and Expenditure Data IN the 'Total and Variance Analysis' Section is Based on LAST ACTUAL Quarter Completed	1st Quarter - 7/1 - 9/30			2nd Quarter - 10/1 - 12/31			3rd Q
	Actual	Current Budget	Variance	Actual	Current Budget	Variance	Actual

SCHOOL OPERATIONS

Board Expenses		7,337	-		7,337	-	
Classroom / Teaching Supplies & Materials		-	-		-	-	
Special Ed Supplies & Materials		-	-		-	-	
Textbooks / Workbooks		8,750	-		8,750	-	
Supplies & Materials other		-	-		-	-	
Equipment / Furniture		-	-		-	-	
Telephone		5,431	-		5,431	-	
Technology		870	-		870	-	
Student Testing & Assessment		791	-		791	-	
Field Trips		780	-		780	-	
Transportation (student)		-	-		-	-	
Student Services - other		2,434	-		2,434	-	
Office Expense		3,927	-		3,927	-	
Staff Development		21,115	-		21,115	-	
Staff Recruitment		1,693	-		1,693	-	
Student Recruitment / Marketing		747	-		747	-	
School Meals / Lunch		-	-		-	-	
Travel (Staff)		-	-		-	-	
Fundraising		-	-		-	-	
Other		<u>20</u>	-		<u>20</u>	-	
TOTAL SCHOOL OPERATIONS	-	53,894	-	-	53,894	-	-

FACILITY OPERATION & MAINTENANCE

Insurance		2,626	-		2,626	-	
Janitorial		-	-		-	-	
Building and Land Rent / Lease / Facility Finance Interest		-	-		-	-	
Repairs & Maintenance		269	-		269	-	
Equipment / Furniture		-	-		-	-	
Security		-	-		-	-	
Utilities		-	-		-	-	
TOTAL FACILITY OPERATION & MAINTENANCE	-	2,895	-	-	2,895	-	-

DEPRECIATION & AMORTIZATION

RESERVES / CONTINGENCY		-	-		-	-	
-------------------------------	--	---	---	--	---	---	--

TOTAL EXPENSES	-	488,197	-	-	863,273	-	-
-----------------------	---	----------------	---	---	----------------	---	---

**BRONX CHARTER SCHOOL FOR BETT
Budget / Operating Pla**

2017-18

Total Revenue	-	853,684	-	-	863,684	-	-
Total Expenses	-	488,197	-	-	863,273	-	-
Net Income	-	365,487	-	-	411	-	-
Actual Student Enrollment	-	222	-	-	222	-	-

*NOTE: Enrollment, Revenue and Expenditure Data IN the 'Total and Variance Analysis' Section is Based on LAST ACTUAL Quarter Completed	1st Quarter - 7/1 - 9/30			2nd Quarter - 10/1 - 12/31			3rd Q
	Actual	Current Budget	Variance	Actual	Current Budget	Variance	Actual
NET INCOME	-	365,487	-	-	411	-	-

Total Revenue	-	853,684	-	-	863,684	-	-
Total Expenses	-	488,197	-	-	863,273	-	-
Net Income	-	365,487	-	-	411	-	-
Actual Student Enrollment	-	222	-	-	222	-	-

*NOTE: Enrollment, Revenue and Expenditure Data IN the 'Total and Variance Analysis' Section is Based on LAST ACTUAL Quarter Completed	1st Quarter - 7/1 - 9/30			2nd Quarter - 10/1 - 12/31			3rd C
	Actual	Current Budget	Variance	Actual	Current Budget	Variance	Actual

ENROLLMENT - *School Districts Are Linked To Above Entries*							
NYC CHANCELLOR'S OFFICE	-	222	-	-	222	-	-
-	-	-	-	-	-	-	-
-	-	-	-	-	-	-	-
-	-	-	-	-	-	-	-
-	-	-	-	-	-	-	-
-	-	-	-	-	-	-	-
-	-	-	-	-	-	-	-
-	-	-	-	-	-	-	-
-	-	-	-	-	-	-	-
-	-	-	-	-	-	-	-
-	-	-	-	-	-	-	-
-	-	-	-	-	-	-	-
-	-	-	-	-	-	-	-
-	-	-	-	-	-	-	-
-	-	-	-	-	-	-	-
-	-	-	-	-	-	-	-
-	-	-	-	-	-	-	-
ALL OTHER School Districts: (Count = 0)	-	-	-	-	-	-	-
TOTAL ENROLLMENT	-	222	-	-	222	-	-
REVENUE PER PUPIL	-	3,845	-	-	3,890	-	-
EXPENSES PER PUPIL	-	2,199	-	-	3,889	-	-

TER LEARNING II

n

Total Revenue	858,684	-	-	946,469	-
Total Expenses	852,119	-	-	1,279,705	-
Net Income	6,565	-	-	(333,236)	-
Actual Student Enrollment	222	-	-	222	-
	Quarter - 1/1 - 3/31		4th Quarter - 4/1 - 6/30		
*NOTE: Enrollment, Revenue and Expenditure Data IN the 'Total and Variance Analysis' Section is Based on LAST ACTUAL Quarter Completed	Current			Current	
	Budget	Variance	Actual	Budget	Variance
Other	-	-		-	-
TOTAL REVENUE FROM FEDERAL SOURCES	11,502	-	-	23,592	-
LOCAL and OTHER REVENUE					
Contributions and Donations	5,000	-		2,000	-
Fundraising	-	-		-	-
Erate Reimbursement	-	-		-	-
Earnings on Investments	-	-		-	-
Interest Income	-	-		-	-
Food Service (Income from meals)	-	-		-	-
Text Book	-	-		17,645	-
OTHER	-	-		-	-
TOTAL REVENUE FROM LOCAL and OTHER SOURCES	5,000	-	-	19,645	-
TOTAL REVENUE	858,684	-	-	946,469	-

TER LEARNING II

n

Total Revenue	858,684	-	-	946,469	-
Total Expenses	852,119	-	-	1,279,705	-
Net Income	6,565	-	-	(333,236)	-
Actual Student Enrollment	222	-	-	222	-

<p>*NOTE: Enrollment, Revenue and Expenditure Data IN the 'Total and Variance Analysis' Section is Based on LAST ACTUAL Quarter Completed</p>	Quarter - 1/1 - 3/31		4th Quarter - 4/1 - 6/30		
	Current Budget	Variance	Actual	Current Budget	Variance

EXPENSES

ADMINISTRATIVE STAFF PERSONNEL COSTS

	Quarter 0 No. of Positions				
Executive Management	-	26,737	-	26,737	-
Instructional Management	-	30,000	-	30,000	-
Deans, Directors & Coordinators	-	74,871	-	124,785	-
CFO / Director of Finance	-	-	-	-	-
Operation / Business Manager	-	-	-	-	-
Administrative Staff	-	<u>54,462</u>	-	<u>54,462</u>	-
TOTAL ADMINISTRATIVE STAFF	-	186,070	-	235,984	-

INSTRUCTIONAL PERSONNEL COSTS

Teachers - Regular	-	240,542	-	400,904	-
Teachers - SPED	-	51,621	-	86,034	-
Substitute Teachers	-	-	-	-	-
Teaching Assistants	-	78,893	-	131,489	-
Specialty Teachers	-	28,404	-	47,340	-
Aides	-	-	-	-	-
Therapists & Counselors	-	32,760	-	54,599	-
Other	-	-	-	-	-
TOTAL INSTRUCTIONAL	-	432,220	-	720,365	-

NON-INSTRUCTIONAL PERSONNEL COSTS

Nurse	-	-	-	-	-
Librarian	-	-	-	-	-
Custodian	-	-	-	-	-
Security	-	-	-	-	-
Other	-	-	-	-	-
TOTAL NON-INSTRUCTIONAL	-	-	-	-	-

SUBTOTAL PERSONNEL SERVICE COSTS

PAYROLL TAXES AND BENEFITS

Payroll Taxes		47,299	-	73,161	-
Fringe / Employee Benefits		94,473	-	94,473	-
Retirement / Pension		<u>18,626</u>	-	<u>18,626</u>	-
TOTAL PAYROLL TAXES AND BENEFITS		160,399	-	186,261	-

TOTAL PERSONNEL SERVICE COSTS

		778,689	-	1,142,610	-
--	--	----------------	---	------------------	---

TER LEARNING II

n

Total Revenue	858,684	-	-	946,469	-
Total Expenses	852,119	-	-	1,279,705	-
Net Income	6,565	-	-	(333,236)	-
Actual Student Enrollment	222	-	-	222	-

*NOTE: Enrollment, Revenue and Expenditure Data IN the 'Total and Variance Analysis' Section is Based on LAST ACTUAL Quarter Completed	Quarter - 1/1 - 3/31			4th Quarter - 4/1 - 6/30		
	TER LEARNING II					
	n	Current Budget	Variance	Actual	Current Budget	Variance
CONTRACTED SERVICES						
Accounting / Audit	-	-		21,000	-	
Legal	-	-		-	-	
Management Company Fee	-	-		-	-	
Nurse Services	-	-		-	-	
Food Service / School Lunch	2,141	-		2,141	-	
Payroll Services	-	-		-	-	
Special Ed Services	-	-		-	-	
Titlement Services (i.e. Title I)	-	-		-	-	
Other Purchased / Professional / Consulting	14,502	-		14,502	-	
TOTAL CONTRACTED SERVICES	16,642	-		37,642	-	

TER LEARNING II

n

Total Revenue	858,684	-	-	946,469	-
Total Expenses	852,119	-	-	1,279,705	-
Net Income	6,565	-	-	(333,236)	-
Actual Student Enrollment	222	-	-	222	-

<p>*NOTE: Enrollment, Revenue and Expenditure Data IN the 'Total and Variance Analysis' Section is Based on LAST ACTUAL Quarter Completed</p>	Quarter - 1/1 - 3/31		4th Quarter - 4/1 - 6/30		
	Current Budget	Variance	Actual	Current Budget	Variance

SCHOOL OPERATIONS					
Board Expenses	7,337	-		7,337	-
Classroom / Teaching Supplies & Materials	-	-		-	-
Special Ed Supplies & Materials	-	-		-	-
Textbooks / Workbooks	8,750	-		26,395	-
Supplies & Materials other	-	-		-	-
Equipment / Furniture	-	-		-	-
Telephone	5,431	-		5,431	-
Technology	870	-		870	-
Student Testing & Assessment	791	-		791	-
Field Trips	780	-		780	-
Transportation (student)	-	-		-	-
Student Services - other	2,434	-		2,434	-
Office Expense	3,927	-		3,927	-
Staff Development	21,115	-		21,128	-
Staff Recruitment	1,693	-		1,693	-
Student Recruitment / Marketing	747	-		747	-
School Meals / Lunch	-	-		-	-
Travel (Staff)	-	-		-	-
Fundraising	-	-		-	-
Other	<u>20</u>	=		<u>20</u>	=
TOTAL SCHOOL OPERATIONS	53,894	-	-	71,552	-
FACILITY OPERATION & MAINTENANCE					
Insurance	2,626	-		2,626	-
Janitorial	-	-		-	-
Building and Land Rent / Lease / Facility Finance Interest	-	-		-	-
Repairs & Maintenance	269	-		269	-
Equipment / Furniture	-	-		-	-
Security	-	-		-	-
Utilities	=	=		=	=
TOTAL FACILITY OPERATION & MAINTENANCE	2,895	-	-	2,895	-
DEPRECIATION & AMORTIZATION	-	-		25,007	-
RESERVES / CONTINGENCY	-	-		-	-
TOTAL EXPENSES	852,119	-	-	1,279,705	-

**TER LEARNING II
TER LEARNING II**

	n					
Total Revenue	858,684	-	-	946,469	-	-
Total Expenses	852,119	-	-	1,279,705	-	-
Net Income	6,565	-	-	(333,236)	-	-
Actual Student Enrollment	222	-	-	222	-	-
	Quarter - 1/1 - 3/31		4th Quarter - 4/1 - 6/30			
*NOTE: Enrollment, Revenue and Expenditure Data IN the 'Total and Variance Analysis' Section is Based on LAST ACTUAL Quarter Completed	Quarter - 1/1 - 3/31					
	Current Budget	Variance	Actual	Current Budget	Variance	
NET INCOME	6,565	-	-	(333,236)	-	-

BRONX CHARTER SCHOOL FOR BETTER LEARNING
Budget / Operating Plan

2017-18

Total Revenue	-	-	-	3,522,521	(3,522,521)	-	-	3,522,521
Total Expenses	-	-	-	3,483,294	3,483,294	-	-	3,483,294
Net Income	-	-	-	39,227	(39,227)	-	-	39,227
Actual Student Enrollment	-	-	-			-	-	

***NOTE: Enrollment, Revenue and Expenditure Data IN the 'Total and Variance Analysis' Section is Based on LAST ACTUAL Quarter Completed**

TOTALS AND VARIANCE ANALYSIS

	Actual	Current Budget (Current Quarter)	Actual vs. Current Budget	Current Budget - TY	Actual vs. Current Budget TY	Original Budget (Current Quarter)	Actual vs. Original Budget	Original Budget -
Other	-	-	-	-	-	-	-	
TOTAL REVENUE FROM FEDERAL SOURCES	-	-	-	58,099	(58,099)	-	-	58,099
LOCAL and OTHER REVENUE								
Contributions and Donations	-	-	-	17,000	(17,000)	-	-	17,000
Fundraising	-	-	-	-	-	-	-	
Erate Reimbursement	-	-	-	-	-	-	-	
Earnings on Investments	-	-	-	-	-	-	-	
Interest Income	-	-	-	-	-	-	-	
Food Service (Income from meals)	-	-	-	-	-	-	-	
Text Book	-	-	-	17,645	(17,645)	-	-	17,645
OTHER	-	-	-	-	-	-	-	
TOTAL REVENUE FROM LOCAL and OTHER SOURCES	-	-	-	34,645	(34,645)	-	-	34,645
TOTAL REVENUE	-	-	-	3,522,521	(3,522,521)	-	-	3,522,521

BRONX CHARTER SCHOOL FOR BETTER LEARNING
Budget / Operating Plan

2017-18

Total Revenue	-	-	-	3,522,521	(3,522,521)	-	-	3,522,521
Total Expenses	-	-	-	3,483,294	3,483,294	-	-	3,483,294
Net Income	-	-	-	39,227	(39,227)	-	-	39,227
Actual Student Enrollment	-	-	-			-	-	

***NOTE: Enrollment, Revenue and Expenditure Data IN the 'Total and Variance Analysis' Section is Based on LAST ACTUAL Quarter Completed**

TOTALS AND VARIANCE ANALYSIS

				Current Budget (Current Quarter)	Actual vs. Current Budget	Current Budget - TY	Actual vs. Current Budget TY	Original Budget (Current Quarter)	Actual vs. Original Budget	Original Budget - TY
EXPENSES										
ADMINISTRATIVE STAFF PERSONNEL COSTS	Quarter 0 No. of Positions									
Executive Management	-	-	-	106,948	106,948	-	-	106,948	-	106,948
Instructional Management	-	-	-	120,000	120,000	-	-	120,000	-	120,000
Deans, Directors & Coordinators	-	-	-	299,484	299,484	-	-	299,484	-	299,484
CFO / Director of Finance	-	-	-	-	-	-	-	-	-	-
Operation / Business Manager	-	-	-	-	-	-	-	-	-	-
Administrative Staff	-	-	-	217,846	217,846	-	-	217,846	-	217,846
TOTAL ADMINISTRATIVE STAFF	-	-	-	744,278	744,278	-	-	744,278	-	744,278
INSTRUCTIONAL PERSONNEL COSTS										
Teachers - Regular	-	-	-	962,169	962,169	-	-	962,169	-	962,169
Teachers - SPED	-	-	-	206,482	206,482	-	-	206,482	-	206,482
Substitute Teachers	-	-	-	-	-	-	-	-	-	-
Teaching Assistants	-	-	-	315,573	315,573	-	-	315,573	-	315,573
Specialty Teachers	-	-	-	113,615	113,615	-	-	113,615	-	113,615
Aides	-	-	-	-	-	-	-	-	-	-
Therapists & Counselors	-	-	-	131,039	131,039	-	-	131,039	-	131,039
Other	-	-	-	10,361	10,361	-	-	10,361	-	10,361
TOTAL INSTRUCTIONAL	-	-	-	1,739,240	1,739,240	-	-	1,739,240	-	1,739,240
NON-INSTRUCTIONAL PERSONNEL COSTS										
Nurse	-	-	-	-	-	-	-	-	-	-
Librarian	-	-	-	-	-	-	-	-	-	-
Custodian	-	-	-	-	-	-	-	-	-	-
Security	-	-	-	-	-	-	-	-	-	-
Other	-	-	-	-	-	-	-	-	-	-
TOTAL NON-INSTRUCTIONAL	-	-	-	-	-	-	-	-	-	-
SUBTOTAL PERSONNEL SERVICE COSTS	-	-	-	2,483,518	2,483,518	-	-	2,483,518	-	2,483,518
PAYROLL TAXES AND BENEFITS										
Payroll Taxes	-	-	-	189,989	189,989	-	-	189,989	-	189,989
Fringe / Employee Benefits	-	-	-	377,894	377,894	-	-	377,894	-	377,894
Retirement / Pension	-	-	-	74,506	74,506	-	-	74,506	-	74,506
TOTAL PAYROLL TAXES AND BENEFITS	-	-	-	642,389	642,389	-	-	642,389	-	642,389
TOTAL PERSONNEL SERVICE COSTS	-	-	-	3,125,907	3,125,907	-	-	3,125,907	-	3,125,907

BRONX CHARTER SCHOOL FOR BETTER LEARNING
Budget / Operating Plan

2017-18

Total Revenue	-	-	-	3,522,521	(3,522,521)	-	-	3,522,521
Total Expenses	-	-	-	3,483,294	3,483,294	-	-	3,483,294
Net Income	-	-	-	39,227	(39,227)	-	-	39,227
Actual Student Enrollment	-	-	-			-	-	

TOTALS AND VARIANCE ANALYSIS

***NOTE: Enrollment, Revenue and Expenditure Data IN the 'Total and Variance Analysis' Section is Based on LAST ACTUAL Quarter Completed**

	Actual	Current Budget (Current Quarter)	Actual vs. Current Budget	Current Budget - TY	Actual vs. Current Budget TY	Original Budget (Current Quarter)	Actual vs. Original Budget	Original Budget -
CONTRACTED SERVICES								
Accounting / Audit	-	-	-	21,000	21,000	-	-	21,000
Legal	-	-	-	-	-	-	-	-
Management Company Fee	-	-	-	-	-	-	-	-
Nurse Services	-	-	-	-	-	-	-	-
Food Service / School Lunch	-	-	-	8,563	8,563	-	-	8,563
Payroll Services	-	-	-	-	-	-	-	-
Special Ed Services	-	-	-	-	-	-	-	-
Titlement Services (i.e. Title I)	-	-	-	-	-	-	-	-
Other Purchased / Professional / Consulting	-	-	-	58,006	58,006	-	-	58,006
TOTAL CONTRACTED SERVICES	-	-	-	87,569	87,569	-	-	87,569

BRONX CHARTER SCHOOL FOR BETTER LEARNING
Budget / Operating Plan

2017-18

Total Revenue	-	-	-	3,522,521	(3,522,521)	-	-	3,522,521
Total Expenses	-	-	-	3,483,294	3,483,294	-	-	3,483,294
Net Income	-	-	-	39,227	(39,227)	-	-	39,227
Actual Student Enrollment	-	-	-			-	-	

***NOTE: Enrollment, Revenue and Expenditure Data IN the 'Total and Variance Analysis' Section is Based on LAST ACTUAL Quarter Completed**

TOTALS AND VARIANCE ANALYSIS

	Actual	Current Budget (Current Quarter)	Actual vs. Current Budget	Current Budget - TY	Actual vs. Current Budget TY	Original Budget (Current Quarter)	Actual vs. Original Budget	Original Budget - TY
SCHOOL OPERATIONS								
Board Expenses	-	-	-	29,347	29,347	-	-	29,347
Classroom / Teaching Supplies & Materials	-	-	-	-	-	-	-	-
Special Ed Supplies & Materials	-	-	-	-	-	-	-	-
Textbooks / Workbooks	-	-	-	52,645	52,645	-	-	52,645
Supplies & Materials other	-	-	-	-	-	-	-	-
Equipment / Furniture	-	-	-	-	-	-	-	-
Telephone	-	-	-	21,725	21,725	-	-	21,725
Technology	-	-	-	3,481	3,481	-	-	3,481
Student Testing & Assessment	-	-	-	3,164	3,164	-	-	3,164
Field Trips	-	-	-	3,120	3,120	-	-	3,120
Transportation (student)	-	-	-	-	-	-	-	-
Student Services - other	-	-	-	9,736	9,736	-	-	9,736
Office Expense	-	-	-	15,708	15,708	-	-	15,708
Staff Development	-	-	-	84,471	84,471	-	-	84,471
Staff Recruitment	-	-	-	6,770	6,770	-	-	6,770
Student Recruitment / Marketing	-	-	-	2,987	2,987	-	-	2,987
School Meals / Lunch	-	-	-	-	-	-	-	-
Travel (Staff)	-	-	-	-	-	-	-	-
Fundraising	-	-	-	-	-	-	-	-
Other	-	-	-	78	78	-	-	78
TOTAL SCHOOL OPERATIONS	-	-	-	233,233	233,233	-	-	233,233
FACILITY OPERATION & MAINTENANCE								
Insurance	-	-	-	10,502	10,502	-	-	10,502
Janitorial	-	-	-	-	-	-	-	-
Building and Land Rent / Lease / Facility Finance Interest	-	-	-	-	-	-	-	-
Repairs & Maintenance	-	-	-	1,076	1,076	-	-	1,076
Equipment / Furniture	-	-	-	-	-	-	-	-
Security	-	-	-	-	-	-	-	-
Utilities	-	-	-	-	-	-	-	-
TOTAL FACILITY OPERATION & MAINTENANCE	-	-	-	11,578	11,578	-	-	11,578
DEPRECIATION & AMORTIZATION	-	-	-	25,007	25,007	-	-	25,007
RESERVES / CONTINGENCY	-	-	-	-	-	-	-	-
TOTAL EXPENSES	-	-	-	3,483,294	3,483,294	-	-	3,483,294

BRONX CHARTER SCHOOL FOR BETTER LEARNING
Budget / Operating Plan

2017-18

Total Revenue	-	-	-	3,522,521	(3,522,521)	-	-	3,522,521
Total Expenses	-	-	-	3,483,294	3,483,294	-	-	3,483,294
Net Income	-	-	-	39,227	(39,227)	-	-	39,227
Actual Student Enrollment	-	-	-			-	-	

TOTALS AND VARIANCE ANALYSIS

*NOTE: Enrollment, Revenue and Expenditure Data IN the 'Total and Variance Analysis' Section is Based on LAST ACTUAL Quarter Completed		Current	Actual		Actual	Original	Actual	
		Budget	vs.	Current	vs.	Budget	vs.	Original
	Actual	(Current	Current	Budget - TY	Current	(Current	Original	Budget -
		Quarter)	Budget		Budget TY	Quarter)	Budget	
NET INCOME	-	-	-	39,227	(39,227)	-	-	39,227

Total Revenue		(3,522,521)	-	-
Total Expenses		3,483,294	-	-
Net Income		(39,227)	-	-
Actual Student Enrollment			-	-
<p>*NOTE: Enrollment, Revenue and Expenditure Data IN the 'Total and Variance Analysis' Section is Based on LAST ACTUAL Quarter Completed</p>		<p>Actual vs. Original Budget TY</p>	<p>PY Actual (PY TY / No. of COMPLETED Actual CY</p>	<p>Actual CY vs. Actual PY</p>
REVENUE				
REVENUES FROM STATE SOURCES				
Per Pupil Revenue	CY Per Pupil Rate			
NYC CHANCELLOR'S OFFICE	14,527	(3,224,994)	-	-
-	-	-	-	-
-	-	-	-	-
-	-	-	-	-
-	-	-	-	-
-	-	-	-	-
-	-	-	-	-
-	-	-	-	-
-	-	-	-	-
-	-	-	-	-
-	-	-	-	-
-	-	-	-	-
-	-	-	-	-
-	-	-	-	-
-	-	-	-	-
-	-	-	-	-
-	-	-	-	-
ALL OTHER School Districts: (Count = 0)	-	-	-	-
TOTAL Per Pupil Revenue (Weighted Average Per Pupil Funding)	14,527	(3,224,994)	-	-
Special Education Revenue		(143,733)	-	-
Grants				
Stimulus		-	-	-
DYCD (Department of Youth and Community Development)		-	-	-
Other		-	-	-
NYC DoE Rental Assistance		-	-	-
Other		(61,050)	-	-
TOTAL REVENUE FROM STATE SOURCES		(3,429,777)	-	-
REVENUE FROM FEDERAL FUNDING				
IDEA Special Needs		(12,090)	-	-
Title I		(38,239)	-	-
Title Funding - Other		(7,770)	-	-
School Food Service (Free Lunch)		-	-	-
Grants				
Charter School Program (CSP) Planning & Implementation		-	-	-
Other		-	-	-

Total Revenue	(3,522,521)	-	-
Total Expenses	3,483,294	-	-
Net Income	(39,227)	-	-
Actual Student Enrollment		-	-
<p>*NOTE: Enrollment, Revenue and Expenditure Data IN the 'Total and Variance Analysis' Section is Based on LAST ACTUAL Quarter Completed</p>			
	Actual vs. Original Budget TY	PY Actual (PY TY / No. of COMPLETED Actual CY	Actual CY vs. Actual PY
Other	-	-	-
TOTAL REVENUE FROM FEDERAL SOURCES	(58,099)	-	-
LOCAL and OTHER REVENUE			
Contributions and Donations	(17,000)	-	-
Fundraising	-	-	-
Erate Reimbursement	-	-	-
Earnings on Investments	-	-	-
Interest Income	-	-	-
Food Service (Income from meals)	-	-	-
Text Book	(17,645)	-	-
OTHER	-	-	-
TOTAL REVENUE FROM LOCAL and OTHER SOURCES	(34,645)	-	-
TOTAL REVENUE	(3,522,521)	-	-

Total Revenue	(3,522,521)	-	-
Total Expenses	3,483,294	-	-
Net Income	(39,227)	-	-
Actual Student Enrollment		-	-

***NOTE: Enrollment, Revenue and Expenditure Data IN the 'Total and Variance Analysis' Section is Based on LAST ACTUAL Quarter Completed**

Actual vs. Original Budget TY	PY Actual (PY TY / No. of COMPLETED Actual CY	Actual CY vs. Actual PY
--------------------------------------	--	--------------------------------

EXPENSES	Quarter 0 No. of Positions			
ADMINISTRATIVE STAFF PERSONNEL COSTS				
Executive Management	-	106,948	-	-
Instructional Management	-	120,000	-	-
Deans, Directors & Coordinators	-	299,484	-	-
CFO / Director of Finance	-	-	-	-
Operation / Business Manager	-	-	-	-
Administrative Staff	-	217,846	-	-
TOTAL ADMINISTRATIVE STAFF	-	744,278	-	-
INSTRUCTIONAL PERSONNEL COSTS				
Teachers - Regular	-	962,169	-	-
Teachers - SPED	-	206,482	-	-
Substitute Teachers	-	-	-	-
Teaching Assistants	-	315,573	-	-
Specialty Teachers	-	113,615	-	-
Aides	-	-	-	-
Therapists & Counselors	-	131,039	-	-
Other	-	10,361	-	-
TOTAL INSTRUCTIONAL	-	1,739,240	-	-
NON-INSTRUCTIONAL PERSONNEL COSTS				
Nurse	-	-	-	-
Librarian	-	-	-	-
Custodian	-	-	-	-
Security	-	-	-	-
Other	-	-	-	-
TOTAL NON-INSTRUCTIONAL	-	-	-	-
SUBTOTAL PERSONNEL SERVICE COSTS	-	2,483,518	-	-
PAYROLL TAXES AND BENEFITS				
Payroll Taxes		189,989	-	-
Fringe / Employee Benefits		377,894	-	-
Retirement / Pension		74,506	-	-
TOTAL PAYROLL TAXES AND BENEFITS		642,389	-	-
TOTAL PERSONNEL SERVICE COSTS	-	3,125,907	-	-

G II

Total Revenue	(3,522,521)	-	-
Total Expenses	3,483,294	-	-
Net Income	(39,227)	-	-
Actual Student Enrollment		-	
<p>*NOTE: Enrollment, Revenue and Expenditure Data IN the 'Total and Variance Analysis' Section is Based on LAST ACTUAL Quarter Completed</p>			
	Actual G II vs. Original Budget TY	PY Actual (PY TY / No. of COMPLETED Actual CY	Actual CY vs. Actual PY
CONTRACTED SERVICES			
Accounting / Audit	21,000	-	-
Legal	-	-	-
Management Company Fee	-	-	-
Nurse Services	-	-	-
Food Service / School Lunch	8,563	-	-
Payroll Services	-	-	-
Special Ed Services	-	-	-
Titlement Services (i.e. Title I)	-	-	-
Other Purchased / Professional / Consulting	58,006	-	-
TOTAL CONTRACTED SERVICES	87,569	-	-

Total Revenue	(3,522,521)	-	-
Total Expenses	3,483,294	-	-
Net Income	(39,227)	-	-
Actual Student Enrollment		-	-
<p>*NOTE: Enrollment, Revenue and Expenditure Data IN the 'Total and Variance Analysis' Section is Based on LAST ACTUAL Quarter Completed</p>			
	Actual vs. Original Budget TY	PY Actual (PY TY / No. of COMPLETED Actual CY	Actual CY vs. Actual PY
SCHOOL OPERATIONS			
Board Expenses	29,347	-	-
Classroom / Teaching Supplies & Materials	-	-	-
Special Ed Supplies & Materials	-	-	-
Textbooks / Workbooks	52,645	-	-
Supplies & Materials other	-	-	-
Equipment / Furniture	-	-	-
Telephone	21,725	-	-
Technology	3,481	-	-
Student Testing & Assessment	3,164	-	-
Field Trips	3,120	-	-
Transportation (student)	-	-	-
Student Services - other	9,736	-	-
Office Expense	15,708	-	-
Staff Development	84,471	-	-
Staff Recruitment	6,770	-	-
Student Recruitment / Marketing	2,987	-	-
School Meals / Lunch	-	-	-
Travel (Staff)	-	-	-
Fundraising	-	-	-
Other	78	-	-
TOTAL SCHOOL OPERATIONS	233,233	-	-
FACILITY OPERATION & MAINTENANCE			
Insurance	10,502	-	-
Janitorial	-	-	-
Building and Land Rent / Lease / Facility Finance Interest	-	-	-
Repairs & Maintenance	1,076	-	-
Equipment / Furniture	-	-	-
Security	-	-	-
Utilities	-	-	-
TOTAL FACILITY OPERATION & MAINTENANCE	11,578	-	-
DEPRECIATION & AMORTIZATION	25,007	-	-
RESERVES / CONTINGENCY	-	-	-
TOTAL EXPENSES	3,483,294	-	-

G II
G II

Total Revenue	(3,522,521)	-	-								
Total Expenses	3,483,294	-	-								
Net Income	(39,227)	-	-								
Actual Student Enrollment		-	-								
<div style="border: 1px solid black; padding: 5px; margin-bottom: 5px;"> <p>*NOTE: Enrollment, Revenue and Expenditure Data IN the 'Total and Variance Analysis' Section is Based on LAST ACTUAL Quarter Completed</p> </div> <table style="width: 100%; border-collapse: collapse;"> <thead> <tr> <th style="width: 60%;"></th> <th style="width: 15%; text-align: center;">Actual vs. Original Budget TY</th> <th style="width: 10%; text-align: center;">PY Actual (PY TY / No. of COMPLETED Actual CY</th> <th style="width: 15%; text-align: center;">Actual CY vs. Actual PY</th> </tr> </thead> <tbody> <tr> <td>NET INCOME</td> <td style="text-align: right;">(39,227)</td> <td style="text-align: center;">-</td> <td style="text-align: center;">-</td> </tr> </tbody> </table>					Actual vs. Original Budget TY	PY Actual (PY TY / No. of COMPLETED Actual CY	Actual CY vs. Actual PY	NET INCOME	(39,227)	-	-
	Actual vs. Original Budget TY	PY Actual (PY TY / No. of COMPLETED Actual CY	Actual CY vs. Actual PY								
NET INCOME	(39,227)	-	-								

G II

Total Revenue	(3,522,521)	-	-
Total Expenses	3,483,294	-	-
Net Income	(39,227)	-	-
Actual Student Enrollment		-	

<p>*NOTE: Enrollment, Revenue and Expenditure Data IN the 'Total and Variance Analysis' Section is Based on LAST ACTUAL Quarter Completed</p>	Actual vs. Original Budget TY	PY Actual (PY TY / No. of COMPLETED Actual CY	Actual CY vs. Actual PY
--	--	--	--

ENROLLMENT - *School Districts Are Linked To Above Entries*			
NYC CHANCELLOR'S OFFICE		-	-
-		-	-
-		-	-
-		-	-
-		-	-
-		-	-
-		-	-
-		-	-
-		-	-
-		-	-
-		-	-
-		-	-
-		-	-
-		-	-
-		-	-
-		-	-
-		-	-
ALL OTHER School Districts: (Count = 0)		-	-
TOTAL ENROLLMENT		-	-
REVENUE PER PUPIL		-	-
EXPENSES PER PUPIL		-	-



Annual Report Requirement
for SUNY Authorized Charter Schools
BRONX CHARTER SCHOOL FOR BETTER LEARNING II
2017-18

Administrative
expenditures per pupil:

\$0.00

Per NYS Statute

Administrative expenditures per pupil: the sum of all general administration salaries and other general administration expenditures divided by the total number of enrolled students. Employee benefit costs or expenditures should not be reported here.

***NOTE: THIS TAB ONLY NEEDS TO BE COMPLETED FOR Q4**

Disclosure of Financial Interest by a Current or Proposed Charter School Education Corporation Trustee

Trustee Name: *Marilyn Maye*

Name of Charter School Education Corporation (for an unmerged school, this is the Charter School Name): *Bronx Charter School for Better Learning 1 and Bronx Charter School for Better Learning 2*

1. List all positions held on the education corporation board (e.g., president, treasurer, parent representative).

Treasurer

2. Is the trustee an employee of any school operated by the Education Corporation?
 ___ Yes X No

If **Yes**, for each school, please provide a description of the position(s) you hold, your responsibilities, your salary and your start date.

3. Is the trustee an employee or agent of the management company or institutional partner of the charter school(s) governed by the Education Corporation?

___ Yes X No


If **Yes**, for each school, please provide a description of the position(s) you hold, your responsibilities, your salary and your start date.

4. Identify each interest/transaction (and provide the requested information) that you or any of your immediate family members or any persons who live with you in your house have held or engaged in with the charter school(s) governed by the Education Corporation during the time you have served on the board, and in the six-month period prior to such service. If there has been no such financial interest or transaction, write **None**. Please note that if you answered **Yes** to Questions 2-4 above, you need not disclose again your employment status, salary, etc.

Date(s)	Nature of Financial Interest/Transaction	Steps taken to avoid a conflict of interest, (e.g., did not vote, did not participate in discussion)	Name of person holding interest or engaging in transaction and relationship to yourself
Dec 1, 2010-Feb 21, 2013	Employee	Did not vote or participate in discussion on employment matters.	Richard Maye, Son
Sep 1, 2009 - Jun 30, 2010	Employee	Did not vote or participate	Richard Maye, Son
Sep 1, 2005 - June 30,2007	Employee	Did not vote or participate	Richard Maye, Son

5. Identify each individual, business, corporation, union association, firm, partnership, committee proprietorship, franchise holding company, joint stock company, business or real estate trust, non-profit organization, or other organization or group of people doing business with the school(s) governed by the Education Corporation and in which such entity, during the time of your tenure as a trustee, you and/or your immediate family member(s) or person(s) living in your house had a financial interest or other relationship. If you are a member, director, officer or employee of an organization formally partnered with the school(s) that is/are doing business with the school(s) through a management or services agreement, please identify only the name of the organization, your position in the organization, and the relationship between such organization and the school(s). If there was no financial interest, write **None**.


Organization conducting business with the school(s)	Nature of business conducted	Approximate value of the business conducted	Name of Trustee and/or immediate family member of household holding an interest in the organization conducting business with the school(s) and the nature of the interest	Steps Taken to Avoid Conflict of Interest
<p>NONE <i>Please write "None" if applicable. Do not leave this space blank.</i></p>				



 Signature _____ Date 6 / 30 / 2017

Please note that this document is considered a public record and as such, may be made available to members of the public upon request under the Freedom of Information Law. Personal contact information provided below will be redacted.

Business Telephone:  _____

Business Address: 

E-mail Address:  _____

Home Telephone:  _____

Home Address:  _____

Disclosure of Financial Interest by a Current or Proposed Charter School Education Corporation Trustee

Trustee Name:

Dean Thomas

Name of Charter School Education Corporation (for an unmerged school, this is the Charter School Name):

Browx Charter School for Better Learning

1. List all positions held on the education corporation board (e.g., president, treasurer, parent representative).

2. Is the trustee an employee of any school operated by the Education Corporation?
 Yes No

If **Yes**, for each school, please provide a description of the position(s) you hold, your responsibilities, your salary and your start date.

3. Is the trustee an employee or agent of the management company or institutional partner of the charter school(s) governed by the Education Corporation?
 Yes No

If **Yes**, for each school, please provide a description of the position(s) you hold, your responsibilities, your salary and your start date.

4. Identify each interest/transaction (and provide the requested information) that you or any of your immediate family members or any persons who live with you in your house have held or engaged in with the charter school(s) governed by the Education Corporation during the time you have served on the board, and in the six-month period prior to such service. If there has been no such financial interest or transaction, write **None**. Please note that if you answered **Yes** to Questions 2-4 above, you need not disclose again your employment status, salary, etc.

Date(s)	Nature of Financial Interest/Transaction	Steps taken to avoid a conflict of interest, (e.g., did not vote, did not participate in discussion)	Name of person holding interest or engaging in transaction and relationship to yourself

Please write "None" if applicable. Do not leave this space blank.

5. Identify each individual, business, corporation, union association, firm, partnership, committee proprietorship, franchise holding company, joint stock company, business or real estate trust, non-profit organization, or other organization or group of people doing business with the school(s) governed by the Education Corporation **and** in which such entity, during the time of your tenure as a trustee, you and/or your immediate family member(s) or person(s) living in your house had a financial interest or other relationship. If you are a member, director, officer or employee of an organization formally partnered with the school(s) that is/are doing business with the school(s) through a management or services agreement, please identify only the name of the organization, your position in the organization, and the relationship between such organization and the school(s). If there was no financial interest, write **None**.

Organization conducting business with the school(s)	Nature of business conducted	Approximate value of the business conducted	Name of Trustee and/or immediate family member of household holding an interest in the organization conducting business with the school(s) and the nature of the interest	Steps Taken to Avoid Conflict of Interest
<i>Please write "None" if applicable. Do not leave this space blank.</i>				
<i>Catwax Love</i>	<i>Fundraiser</i>	<i>\$6,000.00</i>	<i>Dean Thomas</i>	<i>Board is aware of relationship and no direct part. occurred.</i>

[Handwritten Signature]
 Signature

7/19/17
 Date

Please note that this document is considered a public record and as such, may be made available to members of the public upon request under the Freedom of Information Law. Personal contact information provided below will be redacted.

Business Telephone: [Redacted]

Business Address: [Redacted]

E-mail Address: [Redacted]

Home Telephone: _____

Home Address: _____

Disclosure of Financial Interest by a Current or Proposed Charter School Education Corporation Trustee

Trustee Name:

CHARLES KIM

Name of Charter School Education Corporation (for an unmerged school, this is the Charter School Name):

Bronx Charter School for Better Learning

- 1. List all positions held on the education corporation board (e.g., president, treasurer, parent representative).
- 2. Is the trustee an employee of any school operated by the Education Corporation?
 Yes No

If **Yes**, for each school, please provide a description of the position(s) you hold, your responsibilities, your salary and your start date.

- 3. Is the trustee an employee or agent of the management company or institutional partner of the charter school(s) governed by the Education Corporation?
 Yes No

If **Yes**, for each school, please provide a description of the position(s) you hold, your responsibilities, your salary and your start date.


- 4. Identify each interest/transaction (and provide the requested information) that you or any of your immediate family members or any persons who live with you in your house have held or engaged in with the charter school(s) governed by the Education Corporation during the time you have served on the board, and in the six-month period prior to such service. If there has been no such financial interest or transaction, write **None**. Please note that if you answered **Yes** to Questions 2-4 above, you need not disclose again your employment status, salary, etc.

Date(s)	Nature of Financial Interest/Transaction	Steps taken to avoid a conflict of interest, (e.g., did not vote, did not participate in discussion)	Name of person holding interest or engaging in transaction and relationship to yourself


Please write "None" if applicable. Do not leave this space blank.


5. Identify each individual, business, corporation, union association, firm, partnership, committee proprietorship, franchise holding company, joint stock company, business or real estate trust, non-profit organization, or other organization or group of people doing business with the school(s) governed by the Education Corporation **and** in which such entity, during the time of your tenure as a trustee, you and/or your immediate family member(s) or person(s) living in your house had a financial interest or other relationship. If you are a member, director, officer or employee of an organization formally partnered with the school(s) that is/are doing business with the school(s) through a management or services agreement, please identify only the name of the organization, your position in the organization, and the relationship between such organization and the school(s). If there was no financial interest, write None.


Organization conducting business with the school(s)	Nature of business conducted	Approximate value of the business conducted	Name of Trustee and/or immediate family member of household holding an interest in the organization conducting business with the school(s) and the nature of the interest	Steps Taken to Avoid Conflict of Interest
<p>Please write "None" if applicable. Do not leave this space blank.</p>				


Signature  Date 7/18/17


Please note that this document is considered a public record and as such, may be made available to members of the public upon request under the Freedom of Information Law. Personal contact information provided below will be redacted.

Business Telephone: 

Business Address: 

E-mail Address: 

Home Telephone: 

Home Address: 

Disclosure of Financial Interest by a Current or Proposed Charter School Education Corporation Trustee

Trustee Name:

MARVIN WALDMAN

Name of Charter School Education Corporation (for an unmerged school, this is the Charter School Name):

BRONX CHARTER SCHOOL FOR BETTER LEARNING

1. List all positions held on the education corporation board (e.g., president, treasurer, parent representative).
VICE CHAIR
2. Is the trustee an employee of any school operated by the Education Corporation?
 ___ Yes No
- If **Yes**, for each school, please provide a description of the position(s) you hold, your responsibilities, your salary and your start date.

3. Is the trustee an employee or agent of the management company or institutional partner of the charter school(s) governed by the Education Corporation?
 ___ Yes No
- If **Yes**, for each school, please provide a description of the position(s) you hold, your responsibilities, your salary and your start date.

4. Identify each interest/transaction (and provide the requested information) that you or any of your immediate family members or any persons who live with you in your house have held or engaged in with the charter school(s) governed by the Education Corporation during the time you have served on the board, and in the six-month period prior to such service. If there has been no such financial interest or transaction, write **None**. Please note that if you answered **Yes** to Questions 2-4 above, you need not disclose again your employment status, salary, etc.

Date(s)	Nature of Financial Interest/Transaction	Steps taken to avoid a conflict of interest, (e.g., did not vote, did not participate in discussion)	Name of person holding interest or engaging in transaction and relationship to yourself
<u>NONE</u>			

Please write "None" if applicable. Do not leave this space blank.

None

5. Identify each individual, business, corporation, union association, firm, partnership, committee proprietorship, franchise holding company, joint stock company, business or real estate trust, non-profit organization, or other organization or group of people doing business with the school(s) governed by the Education Corporation **and** in which such entity, during the time of your tenure as a trustee, you and/or your immediate family member(s) or person(s) living in your house had a financial interest or other relationship. If you are a member, director, officer or employee of an organization formally partnered with the school(s) that is/are doing business with the school(s) through a management or services agreement, please identify only the name of the organization, your position in the organization, and the relationship between such organization and the school(s). If there was no financial interest, write **None**.

Organization conducting business with the school(s)	Nature of business conducted	Approximate value of the business conducted	Name of Trustee and/or immediate family member of household holding an interest in the organization conducting business with the school(s) and the nature of the interest	Steps Taken to Avoid Conflict of Interest
<p>Please write "None" if applicable. Do not leave this space blank.</p> <p><i>None</i></p>				

[Handwritten Signature]

Signature

7.17.17

Date


Please note that this document is considered a public record and as such, may be made available to members of the public upon request under the Freedom of Information Law. Personal contact information provided below will be redacted.

Business Telephone: 

Business Address: 

E-mail Address: 

Home Telephone: 

Home Address: 

Disclosure of Financial Interest by a Current or Proposed Charter School Education Corporation Trustee

Trustee Name:

Kimberly Kelly

Name of Charter School Education Corporation (for an unmerged school, this is the Charter School Name):

BRONX Charter Schools for Better Learning

1. List all positions held on the education corporation board (e.g., president, treasurer, parent representative). Chairperson

2. Is the trustee ~~an~~ employee of any school operated by the Education Corporation?
 Yes No

If Yes, for each school, please provide a description of the position(s) you hold, your responsibilities, your salary and your start date.

3. Is the trustee an employee or agent of the management company or institutional partner of the charter school(s) governed by the Education Corporation?
 Yes No

If Yes, for each school, please provide a description of the position(s) you hold, your responsibilities, your salary and your start date.

4. Identify each interest/transaction (and provide the requested information) that you or any of your immediate family members or any persons who live with you in your house have held or engaged in with the charter school(s) governed by the Education Corporation during the time you have served on the board, and in the six-month period prior to such service. If there has been no such financial interest or transaction, write **None**. Please note that if you answered **Yes** to Questions 2-4 above, you need not disclose again your employment status, salary, etc.

Date(s)	Nature of Financial Interest/Transaction	Steps taken to avoid a conflict of interest, (e.g., did not vote, did not participate in discussion)	Name of person holding interest or engaging in transaction and relationship to yourself

Please write "None" if applicable. Do not leave this space blank.

NONE

5. Identify each individual, business, corporation, union association, firm, partnership, committee proprietorship, franchise holding company, joint stock company, business or real estate trust, non-profit organization, or other organization or group of people doing business with the school(s) governed by the Education Corporation **and** in which such entity, during the time of your tenure as a trustee, you and/or your immediate family member(s) or person(s) living in your house had a financial interest or other relationship. If you are a member, director, officer or employee of an organization formally partnered with the school(s) that is/are doing business with the school(s) through a management or services agreement, please identify only the name of the organization, your position in the organization, and the relationship between such organization and the school(s). If there was no financial interest, write **None**.

Organization conducting business with the school(s)	Nature of business conducted	Approximate value of the business conducted	Name of Trustee and/or immediate family member of household holding an interest in the organization conducting business with the school(s) and the nature of the interest	Steps Taken to Avoid Conflict of Interest
<p>Please write "None" if applicable. Do not leave this space blank.</p> <p style="text-align: center;">NONE</p>				

Kimberly Kelly

 Signature

7/10/2017

 Date

Please note that this document is considered a public record and as such, may be made available to members of the public upon request under the Freedom of Information Law. Personal contact information provided below will be redacted.

Business Telephone: _____

Business Address: _____

E-mail Address: _____

Home Telephone: _____

Home Address: _____

Disclosure of Financial Interest by a Current or Proposed Charter School Education Corporation Trustee

Trustee Name:

Marjorie Gregg Deane Swain

Name of Charter School Education Corporation (for an unmerged school, this is the Charter School Name):

The Bronx Charter Schools for Better Learning

1. List all positions held on the education corporation board (e.g., president, treasurer, parent representative).

Trustee

2. Is the trustee an employee of any school operated by the Education Corporation?
 Yes No

If **Yes**, for each school, please provide a description of the position(s) you hold, your responsibilities, your salary and your start date.

3. Is the trustee an employee or agent of the management company or institutional partner of the charter school(s) governed by the Education Corporation?

Yes No

If **Yes**, for each school, please provide a description of the position(s) you hold, your responsibilities, your salary and your start date.

4. Identify each interest/transaction (and provide the requested information) that you or any of your immediate family members or any persons who live with you in your house have held or engaged in with the charter school(s) governed by the Education Corporation during the time you have served on the board, and in the six-month period prior to such service. If there has been no such financial interest or transaction, write **None**. Please note that if you answered **Yes** to Questions 2-4 above, you need not disclose again your employment status, salary, etc.

Date(s)	Nature of Financial Interest/Transaction	Steps taken to avoid a conflict of interest, (e.g., did not vote, did not participate in discussion)	Name of person holding interest or engaging in transaction and relationship to yourself
	<u>N.A.</u>		

Disclosure of Financial Interest by a Current or Proposed Charter School Education Corporation Trustee

Trustee Name:

HERBERT W. SWAIN JR.

Name of Charter School Education Corporation (for an unmerged school, this is the Charter School Name):

The Bronx Charter School for Peter Learning

1. List all positions held on the education corporation board (e.g., president, treasurer, parent representative).

Trustee

2. Is the trustee an employee of any school operated by the Education Corporation?
 Yes No

If **Yes**, for each school, please provide a description of the position(s) you hold, your responsibilities, your salary and your start date.

3. Is the trustee an employee or agent of the management company or institutional partner of the charter school(s) governed by the Education Corporation?

Yes No

If **Yes**, for each school, please provide a description of the position(s) you hold, your responsibilities, your salary and your start date.

4. Identify each interest/transaction (and provide the requested information) that you or any of your immediate family members or any persons who live with you in your house have held or engaged in with the charter school(s) governed by the Education Corporation during the time you have served on the board, and in the six-month period prior to such service. If there has been no such financial interest or transaction, write **None**. Please note that if you answered **Yes** to Questions 2-4 above, you need not disclose again your employment status, salary, etc.

Date(s)	Nature of Financial Interest/Transaction	Steps taken to avoid a conflict of interest, (e.g., did not vote, did not participate in discussion)	Name of person holding interest or engaging in transaction and relationship to yourself
	<u>N.A.</u>		

Please write "None" if applicable. Do not leave this space blank.

None

5. Identify each individual, business, corporation, union association, firm, partnership, committee proprietorship, franchise holding company, joint stock company, business or real estate trust, non-profit organization, or other organization or group of people doing business with the school(s) governed by the Education Corporation and in which such entity, during the time of your tenure as a trustee, you and/or your immediate family member(s) or person(s) living in your house had a financial interest or other relationship. If you are a member, director, officer or employee of an organization formally partnered with the school(s) that is/are doing business with the school(s) through a management or services agreement, please identify only the name of the organization, your position in the organization, and the relationship between such organization and the school(s). If there was no financial interest, write None.

Organization conducting business with the school(s)	Nature of business conducted	Approximate value of the business conducted	Name of Trustee and/or immediate family member of household holding an interest in the organization conducting business with the school(s) and the nature of the interest	Steps Taken to Avoid Conflict of Interest
<p>Please write "None" if applicable. Do not leave this space blank.</p> <p style="font-size: 2em;">None</p>				

Herbert W. Swaney
Signature

July 5, 2017
Date

Please note that this document is considered a public record and as such, may be made available to members of the public upon request under the Freedom of Information Law. Personal contact information provided below will be redacted.


Business Telephone: _____

Business Address: _____

E-mail Address: _____

Home Telephone: _____

Home Address: _____



Disclosure of Financial Interest by a Current or Proposed Charter School Education Corporation Trustee

Trustee Name:

NEAL P. MYERBERG

Name of Charter School Education Corporation (for an unmerged school, this is the Charter School Name):

BROOK CHARTER SCHOOL FOR BETTER LEARNING

1. List all positions held on the education corporation board (e.g., president, treasurer, parent representative). NONE

2. Is the trustee an employee of any school operated by the Education Corporation?
 Yes No

If **Yes**, for each school, please provide a description of the position(s) you hold, your responsibilities, your salary and your start date.

3. Is the trustee an employee or agent of the management company or institutional partner of the charter school(s) governed by the Education Corporation?
 Yes No

If **Yes**, for each school, please provide a description of the position(s) you hold, your responsibilities, your salary and your start date.


4. Identify each interest/transaction (and provide the requested information) that you or any of your immediate family members or any persons who live with you in your house have held or engaged in with the charter school(s) governed by the Education Corporation during the time you have served on the board, and in the six-month period prior to such service. If there has been no such financial interest or transaction, write **None**. Please note that if you answered **Yes** to Questions 2-4 above, you need not disclose again your employment status, salary, etc. NONE

Date(s)	Nature of Financial Interest/Transaction	Steps taken to avoid a conflict of interest, (e.g., did not vote, did not participate in discussion)	Name of person holding interest or engaging in transaction and relationship to yourself

	<i>Please write "None" if applicable. Do not leave this space blank.</i>	None	
--	--	------	--

5. Identify each individual, business, corporation, union association, firm, partnership, committee proprietorship, franchise holding company, joint stock company, business or real estate trust, non-profit organization, or other organization or group of people doing business with the school(s) governed by the Education Corporation **and** in which such entity, during the time of your tenure as a trustee, you and/or your immediate family member(s) or person(s) living in your house had a financial interest or other relationship. If you are a member, director, officer or employee of an organization formally partnered with the school(s) that is/are doing business with the school(s) through a management or services agreement, please identify only the name of the organization, your position in the organization, and the relationship between such organization and the school(s). If there was no financial interest, write **None**.

Organization conducting business with the school(s)	Nature of business conducted	Approximate value of the business conducted	Name of Trustee and/or immediate family member of household holding an interest in the organization conducting business with the school(s) and the nature of the interest	Steps Taken to Avoid Conflict of Interest
<i>Please write "None" if applicable. Do not leave this space blank.</i>				
		None		


6-29-17

Signature Date

Please note that this document is considered a public record and as such, may be made available to members of the public upon request under the Freedom of Information Law. Personal contact information provided below will be redacted.

Business Telephone: [REDACTED]

Business Address: [REDACTED]

E-mail Address: [REDACTED]

Home Telephone: [REDACTED]

Home Address: [REDACTED]

Disclosure of Financial Interest by a Current or Proposed Charter School Education Corporation Trustee

Trustee Name:

Robert C. Bata

Name of Charter School Education Corporation (for an unmerged school, this is the Charter School Name):

Bronx Charter Schools for Better Learning

1. List all positions held on the education corporation board (e.g., president, treasurer, parent representative). Trustee

2. Is the trustee an employee of any school operated by the Education Corporation?
 Yes No

If **Yes**, for each school, please provide a description of the position(s) you hold, your responsibilities, your salary and your start date.

3. Is the trustee an employee or agent of the management company or institutional partner of the charter school(s) governed by the Education Corporation?
 Yes No

If **Yes**, for each school, please provide a description of the position(s) you hold, your responsibilities, your salary and your start date.

4. Identify each interest/transaction (and provide the requested information) that you or any of your immediate family members or any persons who live with you in your house have held or engaged in with the charter school(s) governed by the Education Corporation during the time you have served on the board, and in the six-month period prior to such service. If there has been no such financial interest or transaction, write **None**. Please note that if you answered **Yes** to Questions 2-4 above, you need not disclose again your employment status, salary, etc.

Date(s)	Nature of Financial Interest/Transaction	Steps taken to avoid a conflict of interest, (e.g., did not vote, did not participate in discussion)	Name of person holding interest or engaging in transaction and relationship to yourself

Disclosure of Financial Interest by a Current or Proposed Charter School Education Corporation Trustee

Trustee Name: William Barnhardt

Name of Charter School Education Corporation (for an unmerged school, this is the Charter School Name): Bronx Charter School for Better Learning

1. List all positions held on the education corporation board (e.g., president, treasurer, parent representative).

Secretary, Board of Trustees

2. Is the trustee an employee of any school operated by the Education Corporation?
 Yes No

If **Yes**, for each school, please provide a description of the position(s) you hold, your responsibilities, your salary and your start date.

3. Is the trustee an employee or agent of the management company or institutional partner of the charter school(s) governed by the Education Corporation?

Yes No

If **Yes**, for each school, please provide a description of the position(s) you hold, your responsibilities, your salary and your start date.

4. Identify each interest/transaction (and provide the requested information) that you or any of your immediate family members or any persons who live with you in your house have held or engaged in with the charter school(s) governed by the Education Corporation during the time you have served on the board, and in the six-month period prior to such service. If there has been no such financial interest or transaction, write **None**. Please note that if you answered **Yes** to Questions 2-4 above, you need not disclose again your employment status, salary, etc.

Date(s)	Nature of Financial Interest/Transaction	Steps taken to avoid a conflict of interest, (e.g., did not vote, did not participate in discussion)	Name of person holding interest or engaging in transaction and relationship to yourself
	<u>None</u>		

Disclosure of Financial Interest by a Current or Proposed Charter School Education Corporation Trustee

Trustee Name:

Victoria Zimmermann

Name of Charter School Education Corporation (for an unmerged school, this is the Charter School Name):

Bronx Charter School for Better Learning

1. List all positions held on the education corporation board (e.g., president, treasurer, parent representative).

Director; member of development and compliance committees.

2. Is the trustee an employee of any school operated by the Education Corporation?

Yes No

If Yes, for each school, please provide a description of the position(s) you hold, your responsibilities, your salary and your start date.

3. Is the trustee an employee or agent of the management company or institutional partner of the charter school(s) governed by the Education Corporation?

Yes No

If Yes, for each school, please provide a description of the position(s) you hold, your responsibilities, your salary and your start date.

4. Identify each interest/transaction (and provide the requested information) that you or any of your immediate family members or any persons who live with you in your house have held or engaged in with the charter school(s) governed by the Education Corporation during the time you have served on the board, and in the six-month period prior to such service. If there has been no such financial interest or transaction, write None. Please note that if you answered Yes to Questions 2-4 above, you need not disclose again your employment status, salary, etc.

Date(s)	Nature of Financial Interest/Transaction	Steps taken to avoid a conflict of interest, (e.g., did not vote, did not participate in discussion)	Name of person holding interest or engaging in transaction and relationship to yourself

Please write "None" if applicable. Do not leave this space blank.

None

5. Identify each individual, business, corporation, union association, firm, partnership, committee proprietorship, franchise holding company, joint stock company, business or real estate trust, non-profit organization, or other organization or group of people doing business with the school(s) governed by the Education Corporation and in which such entity, during the time of your tenure as a trustee, you and/or your immediate family member(s) or person(s) living in your house had a financial interest or other relationship. If you are a member, director, officer or employee of an organization formally partnered with the school(s) that is/are doing business with the school(s) through a management or services agreement, please identify only the name of the organization, your position in the organization, and the relationship between such organization and the school(s). If there was no financial interest, write None.

Organization conducting business with the school(s)	Nature of business conducted	Approximate value of the business conducted	Name of Trustee and/or immediate family member of household holding an interest in the organization conducting business with the school(s) and the nature of the interest	Steps Taken to Avoid Conflict of Interest
Please write "None" if applicable. Do not leave this space blank.				
		None		

V. L. L. 12
Signature

7-15-2017
Date

Please note that this document is considered a public record and as such, may be made available to members of the public upon request under the Freedom of Information Law. Personal contact information provided below will be redacted.

Business Telephone: _____

Business Address: _____

E-mail Address: _____

Home Telephone: _____

Home Address: _____

Disclosure of Financial Interest by a Current or Proposed Charter School Education Corporation Trustee

Trustee Name:

Maxine D'Oyley

Name of Charter School Education Corporation (for an unmerged school, this is the Charter School Name):

The Bronx Charter School for Better Learning

1. List all positions held on the education corporation board (e.g., president, treasurer, parent representative).

Parent representative

2. Is the trustee an employee of any school operated by the Education Corporation?
 Yes No

If **Yes**, for each school, please provide a description of the position(s) you hold, your responsibilities, your salary and your start date.

3. Is the trustee an employee or agent of the management company or institutional partner of the charter school(s) governed by the Education Corporation?
 Yes No

If **Yes**, for each school, please provide a description of the position(s) you hold, your responsibilities, your salary and your start date.

4. Identify each interest/transaction (and provide the requested information) that you or any of your immediate family members or any persons who live with you in your house have held or engaged in with the charter school(s) governed by the Education Corporation during the time you have served on the board, and in the six-month period prior to such service. If there has been no such financial interest or transaction, write **None**. Please note that if you answered **Yes** to Questions 2-4 above, you need not disclose again your employment status, salary, etc.

Date(s)	Nature of Financial Interest/Transaction	Steps taken to avoid a conflict of interest, (e.g., did not vote, did not participate in discussion)	Name of person holding interest or engaging in transaction and relationship to yourself



Entry 9 BOT Table




Created: 06/29/2017 • Last updated: 07/25/2017





(tab across or use scroll bar at bottom of table)


1. Current Board Member Information

	Trustee Name	Email Addresses	Position on the Board	Committee Affiliations	Voting Member Per By Laws? (Y/N)	Area of Expertise, and/or Additional Role at School (parent, staff member, etc.)	Number of Terms Served and Length of Each (Include election date and term expiration)	Number of Board Mtgs Attended during 2016-17?
1	Robert Bata	[REDACTED]	Trustee/Member	Fundraising/Development Committee, Policy/Governance Committee, Strategic Planning Committee	Yes	Legal	2 terms served. (Terms =3 years. Current term expires 6/30/19)	5 or less
		[REDACTED]		Secretary, Teacher Employment Committee, Policy/			4 terms served	

2	William Bernhardt		Secretary	Governance Committee, Strategic Planning Committee, Education Committee	Yes	Education	(Terms =3 years. Current term expires 6/30/20)	10
3	Maxine D'Oyley		Parent Representative	Parent Representative, Complaint Review Committee, Teacher Employment Committee, Policy/Governance Committee, Education Committee	Yes	Community	1 term served. (Terms =3 years. Current term expires 6/30/18)	9
4	Kimberly Kelly		Chair/Board President	Board Chairperson, Complaint Review Committee, Teacher Employment Committee,	Yes	Legal	4 terms served. (Terms =3 years. Current term expires	9

				Strategic Planning Committee			6/30/18)	
5	Charles Kim		Trustee/Member	Finance/Audit Committee, Strategic Planning Committee, Fundraising/Development Committee	Yes	Financial	1 term served. (Terms =3 years. Current term expires 6/30/18)	8
6	Marilyn Maye		Treasurer	Treasurer, Finance/Audit Committee, Strategic Planning Committee, Education Committee	Yes	Education	4 terms served. (Terms =3 years. Current term expires 6/30/20)	9
7	Herbert Swain		Trustee/Member	Finance/Audit Committee, Education Committee	Yes	Education, Public Relations	2 terms served. (Terms =3 years. Current term expires 6/30/19)	9

8	Marjorie Swain		Trustee/Member	Teacher Employment Committee, Fundraising/Development Committee	Yes	Education	2 terms served. (Terms =3 years. Current term expires 6/30/19)	9
9	Marvin Waldman		Vice Chair/Vice President	Vice Chairperson, Fundraising/Development Committee, Policy/Governance Committee, Strategic Planning Committee	Yes	Public Relations	4 terms served. (Terms =3 years. Current term expires 6/30/20)	7
10	Victor Zimmermann		Trustee/Member	Complaint Review Committee, Fundraising/Development Committee	Yes	Legal	1 term served. (Terms =3 years. Current term expires 6/30/19)	11
11	Dean Thomas		Trustee/Member	Development Committee	Yes	Financial	1 term served. (Terms =3 years. Current	5 or less

							t term expires 6/30/20)	
12	Neal Myerberg		Trustee/Member		Yes	Financial	1 term served. (Terms =3 years. Current term expires 6/30/19)	5 or less
13								
14								
15								
16								
17								
18								
19								
20								

2. Total Number of Members on June 30, 2016 11

3. Total Number of Members Joining the Board 2016-17 School Year 2

4. Total Number of Members Departing the Board during the 2016-17 School Year 1

5. Number of Voting Members 2016-17, as set by the by-laws, resolution or minutes 10

6. Number of Board Meetings 11
Conducted in the 2016-17 School
Year

7. Number of Board Meetings 11
Scheduled for the [2017-18](#)
School Year

Thank you.



Entry 11 Enrollment and Retention of Special Populations

Created: 06/29/2017 • Last updated: 07/12/2017

Instructions for Reporting Enrollment and Retention Strategies

Describe the efforts the charter school has made in 2016 2017 toward meeting targets to attract and retain enrollment of students with disabilities, English language learners, and students who are economically disadvantaged. In addition, describe the school’s plans for meeting or making progress toward meeting its enrollment and retention targets in 2017 2018.

Recruitment/Attraction Efforts Toward Meeting Targets

	Describe Efforts Toward Meeting Recruitment Targets 2016 17)	Describe Plans Toward Meeting Recruitment Targets 2017 18)
Economically Disadvantaged	<p>This year, we reached out to Bronx Bethany Church to hand out applications to their members. The Bronx Bethany Church hosts a summer camp that accepts government vouchers, and disseminated information about us this past summer and again this Spring.</p> <p>We also did info sessions in local daycares/preschools, whose population is predominantly economically disadvantage, to establish a relationship with the parents and staff of these centers and expand the community’s awareness of our school.</p>	<p>We will continue our recruitment outreach plan, as done this year.</p>
English Language Learners	<p>Our recruitment plan for ELL students was quite active this year. Our Recruitment Committee, a team of administrators, teachers, support staff, parents, and students, meet, plan and recruit through a variety means, including:</p> <ul style="list-style-type: none"> • information sessions in community centers, churches, and UPKs in targeted neighborhoods in the Bronx • personal outreach involving flyers distributed through local businesses and in apartment <p>Our application is also available in Spanish, which is the alternative language of the community.</p>	<p>We will continue our recruitment outreach plan, as done this year.</p>

	We noted significantly increased in community awareness of our school and what we offer our ELL students.	
Students with Disabilities	We make a clear statement in all communications sent to families that all students are encouraged to apply for the enrollment lottery, including students currently on or being evaluated for IEPs. During our outreach it is explained to potential parents the systems we have in place to guarantee their child is going to receive the full services required by their IEPs. This includes (but is not limited to) learning specialists, outside providers for speech and occupational therapy, in house counselors for therapy, and small group instruction.	<p>We plan to reach out to targeted early childhood centers in the community who service special needs students.</p> <p>We would also like to provide potential parents with the opportunity to speak with the SPED learning specialists for the relevant grade. The SPED learning specialists can provide parents a deeper understanding of how services will be provided for their student.</p>

Retention Efforts Toward Meeting Targets

	Describe Efforts Toward Meeting Retention Targets 2016 17)	Describe Plans Toward Meeting Retention Targets 2017 18)
Economically Disadvantaged	<p>Offer a comprehensive Student Supports program, which is staffed to provide services for the needs of our student population (e.g. guidance counselors, and behavior consultant to assist with social and emotional needs).</p> <p>Maintain a small school environment with a “warm/strict” school culture that offers close relationships between teachers and students, explicit instruction in positive character development, and clear and consistent behavioral expectations.</p> <p>Maintain frequent communication with parents about their children’s development.</p>	We will continue our retention efforts, as done this year.
English Language Learner	<p>Appoint an ELL coordinator to ensure that the needs of the ELL students are met.</p> <p>Ensure the academic needs are met through the support of the Academic Leaders and ELL teacher.</p> <p>Ensure that in addition to ELL requirements, ELL students are receiving adequate academic support from classroom teachers such that they can succeed in the classroom.</p>	We will continue our retention efforts, as done this year.

s	<p>Provide parents/guardians of ELL students' avenues to provide feedback and express any concerns they have through report card conferences and Annual Parent Survey.</p>	
Student s with Disabilit ies	<p>Our school continues to develop strategies to meet the needs of its special education students. The guidance department has expanded in order to provide social and emotional support to students with behavioral challenges. In addition, we continue to partner with community agencies that provide related services to the students in our school.</p> <p>The school will continue to engage parents in understanding their student's IEP and advocating on their behalf. IEP meetings will be held on a yearly basis. Depending on a student's level of need in each academic area, they will either push in to general classes or be pulled out.</p>	<p>We will continue our retention efforts, as done this year.</p>



Entry 12 Classroom Teacher and Administrator Attrition

Created: 07/06/2017 • Last updated: 07/07/2017

Report changes in teacher and administrator staffing.

Instructions for completing the Classroom Teacher and Administrator Attrition Tables

Charter schools must complete the two tables named 2016-2017 Classroom Teacher and Administrator Attrition to report changes in teacher and administrator staffing in 2016-2017. Please provide the full time equivalent (FTE) of staff on June 30, 2016; the FTE for any departed staff from July 1, 2016 through June 30, 2017; the FTE for added staff from July 1, 2016 through June 30, 2017; and the FTE of staff added in newly created positions from July 1, 2016 through June 30, 2017 using the two tables provided.

Classroom Teacher Attrition Table

	FTE Classroom Teachers on June 30, 2016	FTE Classroom Teachers Departed 7/1/16 6/30/17	FTE Classroom Teachers Filling Vacant Positions 7/1/16 6/30/17	FTE Classroom Teachers Added in New Positions 7/1/16 6/30/17	FTE of Classroom Teachers on June 30, 2017
	4	0	0	5	8

Administrator Position Attrition Table

	FTE Administrative Positions on June 30, 2016	FTE Administrators Departed 7/1/16 6/30/17	FTE Administrators Filling Vacant Positions 7/1/16 6/30/17	FTE Administrators Added in New Positions 7/1/16 6/30/17	FTE Administrative Positions on June 30, 2017
	2	0	0	0	2

Thank you

2017-2018 School Year Calendar

September	7	Thursday	School Opens for Students (1/2 Day for Kindergarten & Pre-K Students ONLY)
September	8	Friday	1/2 Day for Pre-Kindergarten and Kindergarten Students (ONLY)
September	11-13	Monday-Wednesday	1/2 Day for Kindergarten Students (ONLY)
September	21-22	Thursday & Friday	Rosh Hashanah (School Closed)
October	9	Monday	Columbus Day Observed (School Closed)
November	7	Tuesday	Election Day (School Closed)
November	23-24	Thursday & Friday	Thanksgiving Recess (School Closed)
December January	25- 1	Monday thru Monday	Winter Recess (School Closed)
January	15	Monday	Dr. Martin Luther King, Jr. Day (School Closed)
February	16-23	Friday thru Friday	Midwinter Recess (School Closed)
March April	30- 6	Friday thru Friday	Spring Recess (School Closed)
May	28	Monday	Memorial Day Observed (School Closed)
June	7	Thursday	Chancellor's Conference Day (School Closed)
June	11	Monday	Clerical Day (School Closed)
June	15	Monday	Eid al-Fitr (School Closed)
June	26	Wednesday	Last Day of School for Students