



# Entry 1 School Information

Created: 07/06/2017 • Last updated: 07/24/2017

Please be advised that you will need to complete this cover page (including signatures) before all of the other tasks assigned to you by your authorizer are visible on your task page. While completing this task, please ensure that you select the correct authorizer (**as of June 30, 2017**) or you may not be assigned the correct tasks.

**a. SCHOOL NAME AND BEDS#** BRONX CS FOR BETTER LEARNING (SUNY Trustees)

(Select name from the drop down menu)

**b. CHARTER AUTHORIZER** SUNY Authorized Charter School

(For technical reasons, please re select authorizer name from the drop down menu).

**c. DISTRICT / CSD OF LOCATION** NYC CSD 11

## d1. SCHOOL INFORMATION

	PRIMARY ADDRESS	PHONE NUMBER	FAX NUMBER	EMAIL ADDRESS
	3740 Baychester Avenue (Annex) Bronx, NY 10466	[REDACTED]	[REDACTED]	[REDACTED]

## d2. PHONE CONTACT NUMBER FOR AFTER HOURS EMERGENCIES

Contact Name	Shubert Jacobs
Title	Principal
Emergency Phone Number (### ### ####)	[REDACTED]

**e. SCHOOL WEB ADDRESS (URL)** [bronxbetterlearning.org](http://bronxbetterlearning.org)

**f. DATE OF INITIAL CHARTER** 09/2003

**g. DATE FIRST OPENED FOR INSTRUCTION** 09/2003

**i. TOTAL ENROLLMENT ON JUNE 30, 2017** 524

**j. GRADES SERVED IN SCHOOL YEAR 2016-17**

Check all that apply

Grades Served	K, 1, 2, 3, 4, 5
---------------	------------------

**k1. DOES THE SCHOOL CONTRACT WITH A CHARTER OR EDUCATIONAL MANAGEMENT ORGANIZATION?** No


**11. FACILITIES**

Does the school maintain or operate multiple sites?

No, just one site.
--------------------

**12. SCHOOL SITES**

Please list the sites where the school will operate for the upcoming school year.

	Physical Address	Phone Number	District/CSD	Grades Served at Site	School at Full Capacity at Site	Facilities Agreement
Site 1 (same as primary site)	3740 Baychester Avenue (Annex) Bronx, NY 10466		CSD 11	K 5th	Yes	DOE space
Site 2						
Site 3						

**I2a. Please provide the contact information for Site 1.**

	Name	Work Phone	Alternate Phone	Email Address
School Leader	Kevin Brennan	[REDACTED]	[REDACTED]	[REDACTED]
Operational Leader	Shubert Jacobs	[REDACTED]	[REDACTED]	[REDACTED]
Compliance Contact				
Complaint Contact				

**m1. Is the school or are the school sites co-located?** Yes

**m2. Please list the terms of your current co-location.**

	Date school will leave current co location	Is school working with NYCDOE to expand into current space?	If so, list year expansion will occur.	Is school working with NYCDOE to move to separate space?	If so, list the proposed space and year planned for move	School at Full Capacity at Site
Site 1 (primary site)						
Site 2						
Site 3						

**n1. Were there any revisions to the school's charter during the 2016-17 school year? (Please include approved or pending material and non-material charter revisions).** No

**o. Name and Position of Individual(s) Who Completed the 2016-17 Annual Report.**

Kevin Brennan

**p. Our signatures below attest that all of the information contained herein is truthful and accurate and that this charter school is in compliance with all aspects of its charter, and with all pertinent Federal, State, and local laws, regulations, and rules. We understand that if any information in any part of this report is found to have been deliberately misrepresented, that will constitute grounds for the revocation of our charter. Check **YES** if you agree and then use the mouse on your PC or the stylist on your mobile device to sign your name).**

Yes

**Signature, Head of Charter School**

A handwritten signature in black ink that reads "Kevin Brennan". The signature is written in a cursive style with a large, sweeping initial 'K'.

**Signature, President of the Board of Trustees**

A handwritten signature in black ink, appearing to be "Kevin Brennan", written in a cursive style with a large, sweeping initial 'K'.

**Date**

2017/07/06

**Thank you.**



# Entry 2 NYS School Report Card Link

Last updated: 07/06/2017

---

## 1. NEW YORK STATE REPORT CARD

<https://data.nysed.gov/enrollment.php?year=2016&instid=800000056593>

**Provide a direct URL or web link to the most recent New York State School Report Card for the charter school (See <https://reportcards.nysed.gov/>).**

(Charter schools completing year one will not yet have a School Report Card or link to one. Please type "URL is not available" in the space provided).



# Entry 4 Expenditures per Child

Created: 07/07/2017 • Last updated: 07/26/2017

## Financial Information

This information is required of ALL charter schools. Provide the following measures of fiscal performance of the charter school in Appendix B (Total Expenditures and Administrative Expenditures Per Child):

### 1. Total Expenditures Per Child

To calculate '**Total Expenditures per Child**' take total expenditures (from the unaudited 2016-17 Schedule of Functional Expenses) and divide by the year end FTE student enrollment. (Integers Only. No dollar signs or commas).

**Note:** The information on the Schedule of Functional Expenses on pages 41-43 of the Audit Guide can help schools locate the amounts to use in the two per pupil calculations: <http://www.p12.nysed.gov/psc/AuditGuide.html>

Line 1: Total Expenditures	8018200
Line 2: Year End FTE student enrollment	515
Line 3: Divide Line 1 by Line 2	15568

## 2. Administrative Expenditures per Child

To calculate '**Administrative Expenditures per Child**' To calculate "Administrative Expenditures per Child" first *add* together the following:

1. Take the relevant portion from the 'personnel services cost' row and the 'management and general' column (from the unaudited 2016 17 Schedule of Functional Expenses)
2. Any contracted administrative/management fee paid to other organizations or corporations
3. Take the total from above and divide it by the year end FTE enrollment. The relevant portion that must be included in this calculation is defined as follows:

Administrative Expenditures: Administration and management of the charter school includes the activities and personnel of the offices of the chief school officer, the finance or business offices, school operations personnel, data management and reporting, human resources, technology, etc. It also includes those administrative and management services provided by other organizations or corporations on behalf of the charter school for which the charter school pays a fee or other compensation. Do not include the FTE of personnel whose role is to directly support the instructional program.

### Notes:

**The information on the Schedule of Functional Expenses on pages 41-43 of the Audit Guide can help schools locate the amounts to use in the two per pupil calculations:**

**<http://www.p12.nysed.gov/psc/AuditGuide.html>.**

**Employee benefit costs or expenditures should not be reported in the above calculations.**

Line 1: Relevant Personnel Services Cost (Row)	390251
Line 2: Management and General Cost (Column)	157705
Line 3: Sum of Line 1 and Line 2	547955
Line 5: Divide Line 3 by the Year End FTE student enrollment	1064

**Thank you.**



**GENERAL INSTRUCTIONS FOR  
ANNUAL BUDGET/QUARTERLY REPORT**

**TEMPLATE TABS**

**1- GRAY tab contains the Instructions**




<a href="#">Instructions</a>	Provides description of tabs and input requirements.
<a href="#">Funding by District</a>	Charter School Tuition Rates

**2- BLUE tabs require input of information**

<a href="#">1.) Name of School</a>	>Select school name from list. >Enter contact information.
<a href="#">2.) Enrollment</a>	Enter enrollment information for Annual Budget (& Revisions) and Quarterly Actuals. Includes: >Enrollment by Grade >Enrollment by District
<a href="#">3.) Staffing Plan</a>	Enter staffing plan information for Annual Budget (& Revisions) and Quarterly Actuals. Includes: >Full Time Equivalent (FTE), by Position Category, By Quarter
<a href="#">4.) Yearly Budget</a>	Enter Yearly Budget information. Includes: >"Pior Year" column may be completed based upon preliminary data, and adjusted with Annual Audited data when the Quarter 2 Actuals are being submitted. (Note: Quarterly Revenue allocation may be set) >Budgeted Enrollment data and Per Pupil Revenue for the current year are populated based upon input on tab "2.) Enrollment." >Budgeted FTE for current year is populated based upon input on tab "3.) Staffing Plan." >All other sources of revenue >All expenses >Budget Revisions, as necessary and <i>approved</i> by the school's Board of Directors, should be submitted when submitting Quarterly Actuals.
<a href="#">5.) Balance Sheet</a>	Enter Balance Sheet information for EdCorps. Separate schools merged into a primary EdCorp should NOT use this tab. >"Pior Year" column may be completed based upon preliminary data, and adjusted with Annual Audited data when the Quarter 2 Actuals are being submitted.

<a href="#">6.) Quarterly Report</a>	Enter Actual Quarterly Report information . Includes: >Actual Enrollment data and Per Pupil Revenue for the current year are populated based upon input on tab "2.) Enrollment." >Actual FTE for current year is populated based upon input on tab "3.) Staffing Plan." >All other sources of revenue >All expenses
<a href="#">7.) Annual Report Requirement</a>	Complete when submitting Actual Quarter 4.

**CELL COLORS & GUIDANCE COMMENTS**

-  = Enter information into the light BLUE shaded cells.
-  = Cells labeled in ORANGE containe guidance regarding the input of information.
-  = Cells containing RED triangles in the upper right corner contain "guidance comments" on that particular line item. Please "mouse-over" the triangle to reveal each comment.

**Charter Funding Alphabetical By NYS School District**  
**\* (Sum of Charter School Basic Tuition and Supplemental Basic Tuition)**



**ANNUAL BUDGET & QUARTERLY REPORT TEMPLATE**

**Bronx Charter School for Better Learning**

**SCHOOL**

<b>Name:</b>	Bronx Charter School for Better Learning
--------------	--

**CONTACT INFORMATION**

<b>Contact Name:</b>	Kevin Brennan
<b>Contact Title:</b>	Executive Director
<b>Contact Email:</b>	[REDACTED]
<b>Contact Phone:</b>	[REDACTED]

**REPORT PERIOD**

<b>Current Academic Year:</b>	2017-18
<b>Prior Academic Year:</b>	2016-17









PLAN - FULL TIME EQUIVALENT

STAFFING PLAN - FULL TIME EQUIVALENT ("FTE")

**\*NOTE:** Enter the number of FTE positions in the "blue" cells.

**\*NOTE:** If there are NO budget revisions at the time of quarterly submittal leave the 'REVISED' Column(s) COMPLETELY BLANK.

ADMINISTRATIVE PERSONNEL FTE	ADMINISTRATIVE PERSONNEL FTE	PRIOR YEAR
		2016-17
		ACTUAL
Executive Management	Executive Management	
Instructional Management	Instructional Management	
Deans, Directors & Coordinators	Deans, Directors & Coordinators	
CFO / Director of Finance	CFO / Director of Finance	
Operation / Business Manager	Operation / Business Manager	
Administrative Staff	Administrative Staff	
<b>TOTAL ADMINISTRATIVE STAFF</b>	<b>TOTAL ADMINISTRATIVE STAFF</b>	0.0

ANNUAL BUDGETED FTE							
Q1		Q2		Q3		Q4	
Original	Revised	Original	Revised	Original	Revised	Original	Revised
0.5		0.5		0.5		0.5	
2.0		2.0		2.0		2.0	
2.5		2.5		2.5		2.5	
5.0		5.0		5.0		5.0	
10.0	0.0	10.0	0.0	10.0	0.0	10.0	0.0

INSTRUCTIONAL PERSONNEL FTE	INSTRUCTIONAL PERSONNEL FTE	PRIOR YEAR
		2016-17
		ACTUAL
Teachers - Regular	Teachers - Regular	
Teachers - SPED	Teachers - SPED	
Substitute Teachers	Substitute Teachers	
Teaching Assistants	Teaching Assistants	
Specialty Teachers	Specialty Teachers	
Aides	Aides	
Therapists & Counselors	Therapists & Counselors	
Other	Other	
<b>TOTAL INSTRUCTIONAL</b>	<b>TOTAL INSTRUCTIONAL</b>	0.0

ANNUAL BUDGETED FTE							
Q1		Q2		Q3		Q4	
Original	Revised	Original	Revised	Original	Revised	Original	Revised
45.0		45.0		45.0		45.0	
5.0		5.0		5.0		5.0	
31.0		31.0		31.0		31.0	
3.0		3.0		3.0		3.0	
3.5		3.5		3.5		3.5	
87.5	0.0	87.5	0.0	87.5	0.0	87.5	0.0

NON-INSTRUCTIONAL PERSONNEL FTE	NON-INSTRUCTIONAL PERSONNEL FTE	PRIOR YEAR
		2016-17
		ACTUAL
Nurse	Nurse	
Librarian	Librarian	
Custodian	Custodian	
Security	Security	
Other	Other	
<b>TOTAL NON-INSTRUCTIONAL</b>	<b>TOTAL NON-INSTRUCTIONAL</b>	0.0

ANNUAL BUDGETED FTE							
Q1		Q2		Q3		Q4	
Original	Revised	Original	Revised	Original	Revised	Original	Revised
0.0	0.0	0.0	0.0	0.0	0.0	0.0	0.0

<b>TOTAL PERSONNEL SERVICE FTE</b>	<b>TOTAL PERSONNEL SERVICE FTE</b>	0.0
------------------------------------	------------------------------------	-----

97.5	0.0	97.5	0.0	97.5	0.0	97.5	0.0
------	-----	------	-----	------	-----	------	-----

**CHARTER SCHOOL FOR BETTEI  
2017-18**

**PLAN - FULL TIME EQUIVALENT**

**\*NOTE:** Enter the number of FTE positions in the "blue" cells.

Id be input.

**\*NOTE:** State the assumptions that are being made for personnel FTE levels.

ADMINISTRATIVE PERSONNEL FTE	Q4
	Actual
Executive Management	
Instructional Management	
Deans, Directors & Coordinators	
CFO / Director of Finance	
Operation / Business Manager	
Administrative Staff	
<b>TOTAL ADMINISTRATIVE STAFF</b>	0.0

Description of Assumptions
Executive Director
Principal & Assistant Principal
Director of Development & Professional Development Coordinators
Office Manager, Office Assistants & Technology Staff

INSTRUCTIONAL PERSONNEL FTE	Q4
	Actual
Teachers - Regular	
Teachers - SPED	
Substitute Teachers	
Teaching Assistants	
Specialty Teachers	
Aides	
Therapists & Counselors	
Other	
<b>TOTAL INSTRUCTIONAL</b>	0.0

Description of Assumptions
Includes Teaching Fellows
Student Support

NON-INSTRUCTIONAL PERSONNEL FTE	Q4
	Actual
Nurse	
Librarian	
Custodian	
Security	
Other	
<b>TOTAL NON-INSTRUCTIONAL</b>	0.0

Description of Assumptions

<b>TOTAL PERSONNEL SERVICE FTE</b>	0.0
------------------------------------	-----

--



BRONX CHARTER SCHOOL FOR BETTER LEARNING								
Budget / Operating Plan								
2017-18								
<b>Total Revenue</b>	-	2,179,245	-	-	2,231,838	-	-	2,248,505
<b>Total Expenses</b>	-	1,306,338	-	-	2,257,419	-	-	2,191,906
<b>Net Income</b>	-	872,907	-	-	(25,581)	-	-	56,599
<b>Actual Student Enrollment</b>	523	530	-	-	530	-	-	530
	<b>Prior Year Actual</b>	<b>1st Quarter - 7/1 - 9/30</b>			<b>2nd Quarter - 10/1 - 12/31</b>			<b>3rd Q</b>
	<b>2016-17</b>	<b>Original</b>	<b>Revised</b>		<b>Original</b>	<b>Revised</b>		<b>Original</b>
	<b>Revenue Per</b>	<b>Budget</b>	<b>Budget</b>	<b>Variance</b>	<b>Budget</b>	<b>Budget</b>	<b>Variance</b>	<b>Budget</b>
	<b>Pupil</b>							
Charter School Program (CSP) Planning & Implementation		34,192		-	34,192		-	34,192
Other				-			-	
Other				-			-	
<b>TOTAL REVENUE FROM FEDERAL SOURCES</b>	-	87,174	-	-	104,834	-	-	104,834
<b>LOCAL and OTHER REVENUE</b>								
Contributions and Donations		42,467		-	77,400		-	94,067
Fundraising				-			-	
Erate Reimbursement				-			-	
Earnings on Investments				-			-	
Interest Income		211		-	211		-	211
Food Service (Income from meals)				-			-	
Text Book				-			-	
OTHER				-			-	
<b>TOTAL REVENUE FROM LOCAL and OTHER SOURCES</b>	-	42,677	-	-	77,611	-	-	94,277
<b>TOTAL REVENUE</b>	-	<b>2,179,245</b>	-	-	<b>2,231,838</b>	-	-	<b>2,248,505</b>

**BRONX CHARTER SCHOOL FOR BETTER LEARNING**  
**Budget / Operating Plan**  
**2017-18**

<b>Total Revenue</b>	-	2,179,245	-	-	2,231,838	-	-	2,248,505
<b>Total Expenses</b>	-	1,306,338	-	-	2,257,419	-	-	2,191,906
<b>Net Income</b>	-	872,907	-	-	(25,581)	-	-	56,599
<b>Actual Student Enrollment</b>	523	530	-	-	530	-	-	530
	<b>Prior Year Actual</b>	<b>1st Quarter - 7/1 - 9/30</b>			<b>2nd Quarter - 10/1 - 12/31</b>			<b>3rd Quarter</b>
	<b>2016-17</b>	<b>Original</b>	<b>Revised</b>		<b>Original</b>	<b>Revised</b>		<b>Original</b>
	<b>Revenue Per Pupil</b>	<b>Budget</b>	<b>Budget</b>	<b>Variance</b>	<b>Budget</b>	<b>Budget</b>	<b>Variance</b>	<b>Budget</b>

**EXPENSES**

**ADMINISTRATIVE STAFF PERSONNEL COSTS**

Avg. No. of Positions

Executive Management	0.50	26,737		-	26,737		-	26,737
Instructional Management	2.00	66,171		-	66,171		-	66,171
Deans, Directors & Coordinators	2.50	74,871		-	74,871		-	74,871
CFO / Director of Finance	-			-			-	
Operation / Business Manager	-			-			-	
Administrative Staff	5.00	74,076		-	74,076		-	74,076
<b>TOTAL ADMINISTRATIVE STAFF</b>	10.00	241,856	-	-	241,856	-	-	241,856

**INSTRUCTIONAL PERSONNEL COSTS**

Teachers - Regular	45.00	266,109		-	798,327		-	798,327
Teachers - SPED	5.00	27,594		-	82,781		-	82,781
Substitute Teachers	-	666		-	1,999		-	1,999
Teaching Assistants	31.00	79,042		-	237,125		-	237,125
Specialty Teachers	3.00	16,158		-	48,473		-	48,473
Aides	-			-			-	
Therapists & Counselors	3.50	21,750		-	65,250		-	65,250
Other	-			-	69,441		-	69,441
<b>TOTAL INSTRUCTIONAL</b>	87.50	411,318	-	-	1,303,396	-	-	1,233,955

**NON-INSTRUCTIONAL PERSONNEL COSTS**

Nurse	-			-			-	
Librarian	-			-			-	
Custodian	-			-			-	
Security	-			-			-	
Other	-			-			-	
<b>TOTAL NON-INSTRUCTIONAL</b>	-	-	-	-	-	-	-	-

**SUBTOTAL PERSONNEL SERVICE COSTS**

97.50	-	653,174	-	-	1,545,251	-	-	1,475,810
-------	---	---------	---	---	-----------	---	---	-----------

**PAYROLL TAXES AND BENEFITS**

**BRONX CHARTER SCHOOL FOR BETTER LEARNING**  
**Budget / Operating Plan**  
**2017-18**

		-	2,179,245	-	-	2,231,838	-	-	2,248,505
<b>Total Revenue</b>		-	2,179,245	-	-	2,231,838	-	-	2,248,505
<b>Total Expenses</b>		-	1,306,338	-	-	2,257,419	-	-	2,191,906
<b>Net Income</b>		-	872,907	-	-	(25,581)	-	-	56,599
<b>Actual Student Enrollment</b>		523	530	-	-	530	-	-	530
		Prior Year Actual	1st Quarter - 7/1 - 9/30			2nd Quarter - 10/1 - 12/31			3rd Q
		2016-17 Revenue Per Pupil	Original Budget	Revised Budget	Variance	Original Budget	Revised Budget	Variance	Original Budget
Payroll Taxes			49,968		-	118,212		-	112,899
Fringe / Employee Benefits			263,056		-	263,056		-	263,056
Retirement / Pension			45,863		-	45,863		-	45,863
<b>TOTAL PAYROLL TAXES AND BENEFITS</b>		-	358,887	-	-	427,131	-	-	421,819
<b>TOTAL PERSONNEL SERVICE COSTS</b>	97.50	-	1,012,061	-	-	1,972,382	-	-	1,897,629
<b>CONTRACTED SERVICES</b>									
Accounting / Audit					-			-	
Legal			4,805		-	4,805		-	4,805
Management Company Fee					-			-	
Nurse Services					-			-	
Food Service / School Lunch					-			-	
Payroll Services			2,855		-	2,855		-	2,855
Special Ed Services					-			-	
Titement Services (i.e. Title I)					-			-	
Other Purchased / Professional / Consulting			51,330		-	51,330		-	51,330
<b>TOTAL CONTRACTED SERVICES</b>		-	58,990	-	-	58,990	-	-	58,990

**BRONX CHARTER SCHOOL FOR BETTER LEARNING**

**Budget / Operating Plan**

**2017-18**

<b>Total Revenue</b>	-	2,179,245	-	-	2,231,838	-	-	2,248,505
<b>Total Expenses</b>	-	1,306,338	-	-	2,257,419	-	-	2,191,906
<b>Net Income</b>	-	872,907	-	-	(25,581)	-	-	56,599
<b>Actual Student Enrollment</b>	523	530	-	-	530	-	-	530

	Prior Year Actual 2016-17 Revenue Per Pupil	1st Quarter - 7/1 - 9/30			2nd Quarter - 10/1 - 12/31			3rd Q
		Original Budget	Revised Budget	Variance	Original Budget	Revised Budget	Variance	Original Budget

**SCHOOL OPERATIONS**

Board Expenses			-			-		
Classroom / Teaching Supplies & Materials	51,686		-	51,686		-	51,686	
Special Ed Supplies & Materials			-			-		
Textbooks / Workbooks	3,046		-	3,046		-	3,046	
Supplies & Materials other			-			-		
Equipment / Furniture			-			-		
Telephone	26,105		-	26,105		-	26,105	
Technology	9,031		-	9,031		-	9,031	
Student Testing & Assessment	3,914		-	3,914		-	3,914	
Field Trips	2,428		-	2,428		-	2,428	
Transportation (student)			-			-		
Student Services - other	8,442		-	8,442		-	8,442	
Office Expense	29,997		-	29,997		-	29,997	
Staff Development	55,643		-	55,643		-	55,643	
Staff Recruitment	1,878		-	1,878		-	1,878	
Student Recruitment / Marketing	459		-	459		-	459	
School Meals / Lunch	9,761		-	9,761		-	9,761	
Travel (Staff)	2,273		-	2,273		-	2,273	
Fundraising	9,240		-			-	9,240	
Other	315		-	315		-	315	
<b>TOTAL SCHOOL OPERATIONS</b>	-	214,216	-	-	204,976	-	-	214,216

**FACILITY OPERATION & MAINTENANCE**

Insurance		14,693		-	14,693		-	14,693
Janitorial				-			-	
Building and Land Rent / Lease / Facility Finance Interest		2,718.70		-	2,719		-	2,719
Repairs & Maintenance		3,660		-	3,660		-	3,660
Equipment / Furniture				-			-	
Security				-			-	
Utilities				-			-	
<b>TOTAL FACILITY OPERATION &amp; MAINTENANCE</b>	-	21,071	-	-	21,071	-	-	21,071

**DEPRECIATION & AMORTIZATION**

<b>RESERVES / CONTINGENCY</b>				-			-	
-------------------------------	--	--	--	---	--	--	---	--

**BRONX CHARTER SCHOOL FOR BETTER LEARNING**  
**Budget / Operating Plan**  
**2017-18**

<b>Total Revenue</b>	-	2,179,245	-	-	2,231,838	-	-	2,248,505
<b>Total Expenses</b>	-	1,306,338	-	-	2,257,419	-	-	2,191,906
<b>Net Income</b>	-	872,907	-	-	(25,581)	-	-	56,599
<b>Actual Student Enrollment</b>	523	530	-	-	530	-	-	530
	<b>Prior Year Actual</b>	<b>1st Quarter - 7/1 - 9/30</b>			<b>2nd Quarter - 10/1 - 12/31</b>			<b>3rd C</b>
	<b>2016-17</b>	<b>Original</b>	<b>Revised</b>		<b>Original</b>	<b>Revised</b>		<b>Original</b>
	<b>Revenue Per</b>	<b>Budget</b>	<b>Budget</b>	<b>Variance</b>	<b>Budget</b>	<b>Budget</b>	<b>Variance</b>	<b>Budget</b>
	<b>Pupil</b>							
<b>TOTAL EXPENSES</b>	-	<u>1,306,338</u>	-	-	<u>2,257,419</u>	-	-	<u>2,191,906</u>
<b>NET INCOME</b>	-	<u>872,907</u>	-	-	<u>(25,581)</u>	-	-	<u>56,599</u>

2017-18 BRONX CHARTER SCHOOL FOR BETTER LEARNING Budget / Operating Plan 2017-18									
	-	2,179,245	-	-	2,231,838	-	-	2,248,505	
Total Revenue	-	2,179,245	-	-	2,231,838	-	-	2,248,505	
Total Expenses	-	1,306,338	-	-	2,257,419	-	-	2,191,906	
Net Income	-	872,907	-	-	(25,581)	-	-	56,399	3rd C
Actual Student Enrollment	523	530	-	-	530	-	-	530	
	Prior Year Actual 2016-17 Revenue Per Pupil	1st Quarter - 7/1 - 9/30			2nd Quarter - 10/1 - 12/31			3rd Q	
		Original Budget	Revised Budget	Variance	Original Budget	Revised Budget	Variance	Original Budget	
<b>ENROLLMENT - *School Districts Are Linked To Above Entries*</b>									
<b>Number of Districts:</b>									
	2	2	-	-	2	-	-	2	
NYC CHANCELLOR'S OFFICE	515	524	-	-	524	-	-	524	
MT VERNON SCHOOL DISTRICT	8	6	-	-	6	-	-	6	
-	-	-	-	-	-	-	-	-	
-	-	-	-	-	-	-	-	-	
-	-	-	-	-	-	-	-	-	
-	-	-	-	-	-	-	-	-	
-	-	-	-	-	-	-	-	-	
-	-	-	-	-	-	-	-	-	
-	-	-	-	-	-	-	-	-	
-	-	-	-	-	-	-	-	-	
-	-	-	-	-	-	-	-	-	
-	-	-	-	-	-	-	-	-	
-	-	-	-	-	-	-	-	-	
-	-	-	-	-	-	-	-	-	
ALL OTHER School Districts: ( Weighted Avg )	-	-	-	-	-	-	-	-	
<b>TOTAL ENROLLMENT</b>	<b>523</b>	<b>530</b>	-	-	<b>530</b>	-	-	<b>530</b>	
<b>REVENUE PER PUPIL</b>	-	<b>4,111</b>	-	-	<b>4,211</b>	-	-	<b>4,242</b>	
<b>EXPENSES PER PUPIL</b>	-	<b>2,465</b>	-	-	<b>4,259</b>	-	-	<b>4,135</b>	

<b>Total Revenue</b>		-	-	<b>2,470,679</b>	-
<b>Total Expenses</b>		-	-	<b>3,330,326</b>	-
<b>Net Income</b>		-	-	<b>(859,647)</b>	-
<b>Actual Student Enrollment</b>		-	-	<b>530</b>	-
		<b>3rd Quarter - 1/1 - 3/31</b>		<b>4th Quarter - 4/1 - 6/30</b>	
		<b>Revised Budget</b>	<b>Variance</b>	<b>Original Budget</b>	<b>Revised Budget</b>
				<b>Variance</b>	
<b>REVENUE</b>		Please the 'REVISED' Column(s) COMPLETELY BLANK.			
<b>REVENUES FROM STATE SOURCES</b>		Selected quarter(s) must be completed on tabs 2, 3 and 4.			
	2017-18				
<b>Per Pupil Revenue</b>	<b>Per Pupil Rate</b>	<b>25.0%</b>	<b>25.0%</b>	<b>25.0%</b>	
NYC CHANCELLOR'S OFFICE	14,527	-	-	1,903,215	-
MT VERNON SCHOOL DISTRICT	17,794	-	-	26,691	-
-	-	-	-	-	-
-	-	-	-	-	-
-	-	-	-	-	-
-	-	-	-	-	-
-	-	-	-	-	-
-	-	-	-	-	-
-	-	-	-	-	-
-	-	-	-	-	-
-	-	-	-	-	-
-	-	-	-	-	-
-	-	-	-	-	-
-	-	-	-	-	-
-	-	-	-	-	-
-	-	-	-	-	-
-	-	-	-	-	-
ALL OTHER School Districts: ( Weighted Avg )	-	-	-	-	-
TOTAL Per Pupil Revenue (Weighted Average Per Pupil Funding)	14,564	-	-	1,929,906	-
Special Education Revenue				119,488	
Grants					
Stimulus					
DYCD (Department of Youth and Community Development)					
Other					
NYC DoE Rental Assistance					
Other				144,113	
TOTAL REVENUE FROM STATE SOURCES		-	-	2,193,507	-
<b>REVENUE FROM FEDERAL FUNDING</b>					
IDEA Special Needs				34,411	
Title I				67,310	
Title Funding - Other				3,331	
School Food Service (Free Lunch)					
Grants					

<b>Total Revenue</b>	-	-	<b>2,470,679</b>	-	-
<b>Total Expenses</b>	-	-	<b>3,330,326</b>	-	-
<b>Net Income</b>	-	-	<b>(859,647)</b>	-	-
<b>Actual Student Enrollment</b>	-	-	<b>530</b>	-	-
	<b>Quarter - 1/1 - 3/31</b>		<b>4th Quarter - 4/1 - 6/30</b>		
	<b>Revised Budget</b>	<b>Variance</b>	<b>Original Budget</b>	<b>Revised Budget</b>	<b>Variance</b>
Charter School Program (CSP) Planning & Implementation		-	34,192		-
Other		-			-
Other		=			=
<b>TOTAL REVENUE FROM FEDERAL SOURCES</b>	-	-	139,244	-	-
<b>LOCAL and OTHER REVENUE</b>					
Contributions and Donations		-	96,067		-
Fundraising		-			-
Erate Reimbursement		-			-
Earnings on Investments		-			-
Interest Income		-	211		-
Food Service (Income from meals)		-			-
Text Book		-	41,651		-
OTHER		=			=
<b>TOTAL REVENUE FROM LOCAL and OTHER SOURCES</b>	-	-	137,928	-	-
<b>TOTAL REVENUE</b>	-	-	<b>2,470,679</b>	-	-

<b>Total Revenue</b>		-	-	<b>2,470,679</b>	-	-
<b>Total Expenses</b>		-	-	<b>3,330,326</b>	-	-
<b>Net Income</b>		-	-	<b>(859,647)</b>	-	-
<b>Actual Student Enrollment</b>		-	-	<b>530</b>	-	-
		<b>Quarter - 1/1 - 3/31</b>		<b>4th Quarter - 4/1 - 6/30</b>		
		<b>Revised</b>		<b>Original</b>	<b>Revised</b>	
		<b>Budget</b>	<b>Variance</b>	<b>Budget</b>	<b>Budget</b>	<b>Variance</b>
<b>EXPENSES</b>						
<b>ADMINISTRATIVE STAFF PERSONNEL COSTS</b>		Avg. No. of Positions				
Executive Management	0.50		-	26,737		-
Instructional Management	2.00		-	66,171		-
Deans, Directors & Coordinators	2.50		-	74,871		-
CFO / Director of Finance	-		-			-
Operation / Business Manager	-		-			-
Administrative Staff	5.00		-	74,076		-
<b>TOTAL ADMINISTRATIVE STAFF</b>	<b>10.00</b>	-	-	<b>241,856</b>	-	-
<b>INSTRUCTIONAL PERSONNEL COSTS</b>						
Teachers - Regular	45.00		-	1,330,546		-
Teachers - SPED	5.00		-	137,968		-
Substitute Teachers	-		-	3,332		-
Teaching Assistants	31.00		-	395,208		-
Specialty Teachers	3.00		-	80,788		-
Aides	-		-			-
Therapists & Counselors	3.50		-	108,750		-
Other	-		-			-
<b>TOTAL INSTRUCTIONAL</b>	<b>87.50</b>	-	-	<b>2,056,591</b>	-	-
<b>NON-INSTRUCTIONAL PERSONNEL COSTS</b>						
Nurse	-		-			-
Librarian	-		-			-
Custodian	-		-			-
Security	-		-			-
Other	-		-			-
<b>TOTAL NON-INSTRUCTIONAL</b>	<b>-</b>	-	-	<b>-</b>	-	-
<b>SUBTOTAL PERSONNEL SERVICE COSTS</b>	<b>97.50</b>	-	-	<b>2,298,447</b>	-	-
<b>PAYROLL TAXES AND BENEFITS</b>						

<b>Total Revenue</b>		-	-	<b>2,470,679</b>	-	-
<b>Total Expenses</b>		-	-	<b>3,330,326</b>	-	-
<b>Net Income</b>		-	-	<b>(859,647)</b>	-	-
<b>Actual Student Enrollment</b>		-	-	<b>530</b>	-	-
		<b>Quarter - 1/1 - 3/31</b>			<b>4th Quarter - 4/1 - 6/30</b>	
		<b>Revised Budget</b>	<b>Variance</b>	<b>Original Budget</b>	<b>Revised Budget</b>	<b>Variance</b>
Payroll Taxes			-	175,831		-
Fringe / Employee Benefits			-	263,056		-
Retirement / Pension			=	45,863		=
<b>TOTAL PAYROLL TAXES AND BENEFITS</b>		-	-	484,750	-	-
<b>TOTAL PERSONNEL SERVICE COSTS</b>						
	97.50	-	-	2,783,197	-	-
<b>CONTRACTED SERVICES</b>						
Accounting / Audit			-	25,000		-
Legal			-	4,805		-
Management Company Fee			-			-
Nurse Services			-			-
Food Service / School Lunch			-			-
Payroll Services			-	2,855		-
Special Ed Services			-			-
Titlement Services (i.e. Title I)			-			-
Other Purchased / Professional / Consulting			=	51,330		=
<b>TOTAL CONTRACTED SERVICES</b>		-	-	83,990	-	-

<b>Total Revenue</b>	-	-	<b>2,470,679</b>	-	-
<b>Total Expenses</b>	-	-	<b>3,330,326</b>	-	-
<b>Net Income</b>	-	-	<b>(859,647)</b>	-	-
<b>Actual Student Enrollment</b>	-	-	<b>530</b>	-	-
	<b>Quarter - 1/1 - 3/31</b>		<b>4th Quarter - 4/1 - 6/30</b>		
	<b>Revised Budget</b>	<b>Variance</b>	<b>Original Budget</b>	<b>Revised Budget</b>	<b>Variance</b>
<b>SCHOOL OPERATIONS</b>					
Board Expenses		-			-
Classroom / Teaching Supplies & Materials		-	51,686		-
Special Ed Supplies & Materials		-			-
Textbooks / Workbooks		-	44,697		-
Supplies & Materials other		-			-
Equipment / Furniture		-			-
Telephone		-	26,105		-
Technology		-	9,031		-
Student Testing & Assessment		-	3,914		-
Field Trips		-	2,428		-
Transportation (student)		-			-
Student Services - other		-	8,442		-
Office Expense		-	29,997		-
Staff Development		-	55,643		-
Staff Recruitment		-	1,878		-
Student Recruitment / Marketing		-	459		-
School Meals / Lunch		-	9,761		-
Travel (Staff)		-	2,273		-
Fundraising		-	9,240		-
Other		-	315		-
<b>TOTAL SCHOOL OPERATIONS</b>	-	-	<b>255,867</b>	-	-
<b>FACILITY OPERATION &amp; MAINTENANCE</b>					
Insurance		-	14,693		-
Janitorial		-			-
Building and Land Rent / Lease / Facility Finance Interest		-	2,719		-
Repairs & Maintenance		-	3,660		-
Equipment / Furniture		-			-
Security		-			-
Utilities		-			-
<b>TOTAL FACILITY OPERATION &amp; MAINTENANCE</b>	-	-	<b>21,071</b>	-	-
<b>DEPRECIATION &amp; AMORTIZATION</b>		-	<b>186,201</b>		-
<b>RESERVES / CONTINGENCY</b>		-			-

<b>Total Revenue</b>	-	-	<b>2,470,679</b>	-	-
<b>Total Expenses</b>	-	-	<b>3,330,326</b>	-	-
<b>Net Income</b>	-	-	<b>(859,647)</b>	-	-
<b>Actual Student Enrollment</b>	-	-	<b>530</b>	-	-
	<b>Quarter - 1/1 - 3/31</b>		<b>4th Quarter - 4/1 - 6/30</b>		
	<b>Revised</b>	<b>Variance</b>	<b>Original</b>	<b>Revised</b>	<b>Variance</b>
	<b>Budget</b>		<b>Budget</b>	<b>Budget</b>	
<b>TOTAL EXPENSES</b>	-	-	<b>3,330,326</b>	-	-
<b>NET INCOME</b>	-	-	<b>(859,647)</b>	-	-

<b>Total Revenue</b>	-	-	<b>2,470,679</b>	-	-
<b>Total Expenses</b>	-	-	<b>3,330,326</b>	-	-
<b>Net Income</b>	Quarter - 1/1 - 3/31		<b>(859,647)</b>	-	-
<b>Actual Student Enrollment</b>	-	-	<b>530</b>	-	-
	Quarter - 1/1 - 3/31		4th Quarter - 4/1 - 6/30		
	<b>Revised</b>		<b>Original</b>	<b>Revised</b>	
	<b>Budget</b>	<b>Variance</b>	<b>Budget</b>	<b>Budget</b>	<b>Variance</b>
<b>ENROLLMENT - *School Districts Are Linked To Above Entries*</b>					
<b>Number of Districts:</b>	-	-	<b>2</b>	-	-
NYC CHANCELLOR'S OFFICE	-	-	<b>524</b>	-	-
MT VERNON SCHOOL DISTRICT	-	-	<b>6</b>	-	-
-	-	-	-	-	-
-	-	-	-	-	-
-	-	-	-	-	-
-	-	-	-	-	-
-	-	-	-	-	-
-	-	-	-	-	-
-	-	-	-	-	-
-	-	-	-	-	-
-	-	-	-	-	-
-	-	-	-	-	-
-	-	-	-	-	-
-	-	-	-	-	-
-	-	-	-	-	-
-	-	-	-	-	-
ALL OTHER School Districts: ( Weighted Avg )	-	-	-	-	-
<b>TOTAL ENROLLMENT</b>	=	=	<b>530</b>	=	=
<b>REVENUE PER PUPIL</b>	=	=	<b>4,661</b>	=	=
<b>EXPENSES PER PUPIL</b>	-	-	<b>6,283</b>	-	-

**BRONX CHARTER SCHOOL FOR BETTER LEARNING  
Budget / Operating Plan**

2017-18

<b>Total Revenue</b>	9,130,267	9,130,267	-	9,130,267	9,130,267
<b>Total Expenses</b>	9,085,989	9,085,989	-	(9,085,989)	(9,085,989)
<b>Net Income</b>	44,278	44,278	-	44,278	44,278
<b>Actual Student Enrollment</b>					

Total Year			VARIANCE	
Original Budget	Revised Budget	Variance	Original Budget vs. PY Budget	Revised Budget vs. PY Budget

**DESCRIPTION OF ASSUMPTIONS**

**REVENUE**

**REVENUES FROM STATE SOURCES**

2017-18

**Per Pupil Revenue**

Per Pupil Rate

NYC CHANCELLOR'S OFFICE	14,527	7,612,860	7,612,860	-	7,612,860	7,612,860
MT VERNON SCHOOL DISTRICT	17,794	106,764	106,764	-	106,764	106,764
-	-	-	-	-	-	-
-	-	-	-	-	-	-
-	-	-	-	-	-	-
-	-	-	-	-	-	-
-	-	-	-	-	-	-
-	-	-	-	-	-	-
-	-	-	-	-	-	-
-	-	-	-	-	-	-
-	-	-	-	-	-	-
-	-	-	-	-	-	-
-	-	-	-	-	-	-
-	-	-	-	-	-	-
-	-	-	-	-	-	-
-	-	-	-	-	-	-
-	-	-	-	-	-	-
-	-	-	-	-	-	-
-	-	-	-	-	-	-
-	-	-	-	-	-	-
ALL OTHER School Districts: ( Weighted Avg )	-	-	-	-	-	-
TOTAL Per Pupil Revenue (Weighted Average Per Pupil Funding)	14,564	7,719,624	7,719,624	-	7,719,624	7,719,624
Special Education Revenue		477,952	477,952	-	477,952	477,952
Grants						
Stimulus		-	-	-	-	-
DYCD (Department of Youth and Community Development)		-	-	-	-	-
Other		-	-	-	-	-
NYC DoE Rental Assistance		-	-	-	-	-
Other		144,113	144,113	-	144,113	144,113
<b>TOTAL REVENUE FROM STATE SOURCES</b>		8,341,689	8,341,689	-	8,341,689	8,341,689

Per Pupil Supplement

**REVENUE FROM FEDERAL FUNDING**

IDEA Special Needs		34,411	34,411	-	34,411	34,411
Title I		252,412	252,412	-	252,412	252,412
Title Funding - Other		12,495	12,495	-	12,495	12,495
School Food Service (Free Lunch)		-	-	-	-	-
Grants						

Title IIA

**BRONX CHARTER SCHOOL FOR BETTER LEARNING  
Budget / Operating Plan**

2017-18

<b>Total Revenue</b>	<b>9,130,267</b>	<b>9,130,267</b>	<b>-</b>	<b>9,130,267</b>	<b>9,130,267</b>
<b>Total Expenses</b>	<b>9,085,989</b>	<b>9,085,989</b>	<b>-</b>	<b>(9,085,989)</b>	<b>(9,085,989)</b>
<b>Net Income</b>	<b>44,278</b>	<b>44,278</b>	<b>-</b>	<b>44,278</b>	<b>44,278</b>
<b>Actual Student Enrollment</b>					
	<b>Total Year</b>			<b>VARIANCE</b>	
	<b>Original Budget</b>	<b>Revised Budget</b>	<b>Variance</b>	<b>Original Budget vs. PY Budget</b>	<b>Revised Budget vs. PY Budget</b>
Charter School Program (CSP) Planning & Implementation	136,766	136,766	-	136,766	136,766
Other	-	-	-	-	-
Other	-	-	-	-	-
<b>TOTAL REVENUE FROM FEDERAL SOURCES</b>	<b>436,084</b>	<b>436,084</b>	<b>-</b>	<b>436,084</b>	<b>436,084</b>
<b>LOCAL and OTHER REVENUE</b>					
Contributions and Donations	310,000	310,000	-	310,000	310,000
Fundraising	-	-	-	-	-
Erate Reimbursement	-	-	-	-	-
Earnings on Investments	-	-	-	-	-
Interest Income	843	843	-	843	843
Food Service (Income from meals)	-	-	-	-	-
Text Book	41,651	41,651	-	41,651	41,651
OTHER	-	-	-	-	-
<b>TOTAL REVENUE FROM LOCAL and OTHER SOURCES</b>	<b>352,494</b>	<b>352,494</b>	<b>-</b>	<b>352,494</b>	<b>352,494</b>
<b>TOTAL REVENUE</b>	<b>9,130,267</b>	<b>9,130,267</b>	<b>-</b>	<b>9,130,267</b>	<b>9,130,267</b>

**DESCRIPTION OF ASSUMPTIONS**

Charter School Dissemination Grant

FAMIS

**BRONX CHARTER SCHOOL FOR BETTER LEARNING**  
**Budget / Operating Plan**  
**2017-18**

<b>Total Revenue</b>	<b>9,130,267</b>	<b>9,130,267</b>	<b>-</b>	<b>9,130,267</b>	<b>9,130,267</b>
<b>Total Expenses</b>	<b>9,085,989</b>	<b>9,085,989</b>	<b>-</b>	<b>(9,085,989)</b>	<b>(9,085,989)</b>
<b>Net Income</b>	<b>44,278</b>	<b>44,278</b>	<b>-</b>	<b>44,278</b>	<b>44,278</b>
<b>Actual Student Enrollment</b>					

	Total Year			VARIANCE	
	Original Budget	Revised Budget	Variance	Original Budget vs. PY Budget	Revised Budget vs. PY Budget

**DESCRIPTION OF ASSUMPTIONS**

**EXPENSES**

**ADMINISTRATIVE STAFF PERSONNEL COSTS**

Avg. No. of Positions

Executive Management	0.50	106,948	106,948	-	(106,948)	(106,948)
Instructional Management	2.00	264,685	264,685	-	(264,685)	(264,685)
Deans, Directors & Coordinators	2.50	299,484	299,484	-	(299,484)	(299,484)
CFO / Director of Finance	-	-	-	-	-	-
Operation / Business Manager	-	-	-	-	-	-
Administrative Staff	5.00	296,305	296,305	-	(296,305)	(296,305)
<b>TOTAL ADMINISTRATIVE STAFF</b>	<b>10.00</b>	<b>967,422</b>	<b>967,422</b>	<b>-</b>	<b>(967,422)</b>	<b>(967,422)</b>

Executive Director  
Principal & Assistant Principal  
Director of Development & Professional Development Coordinators  
Office Manager, Office Assistants & Technology Staff

**INSTRUCTIONAL PERSONNEL COSTS**

Teachers - Regular	45.00	3,193,310	3,193,310	-	(3,193,310)	(3,193,310)
Teachers - SPED	5.00	331,123	331,123	-	(331,123)	(331,123)
Substitute Teachers	-	7,996	7,996	-	(7,996)	(7,996)
Teaching Assistants	31.00	948,499	948,499	-	(948,499)	(948,499)
Specialty Teachers	3.00	193,892	193,892	-	(193,892)	(193,892)
Aides	-	-	-	-	-	-
Therapists & Counselors	3.50	260,999	260,999	-	(260,999)	(260,999)
Other	-	69,441	69,441	-	(69,441)	(69,441)
<b>TOTAL INSTRUCTIONAL</b>	<b>87.50</b>	<b>5,005,260</b>	<b>5,005,260</b>	<b>-</b>	<b>(5,005,260)</b>	<b>(5,005,260)</b>

Includes Teaching Fellows, Enrichment and Summer Programs  
Student Support Bonuses

**NON-INSTRUCTIONAL PERSONNEL COSTS**

Nurse	-	-	-	-	-	-
Librarian	-	-	-	-	-	-
Custodian	-	-	-	-	-	-
Security	-	-	-	-	-	-
Other	-	-	-	-	-	-
<b>TOTAL NON-INSTRUCTIONAL</b>	<b>-</b>	<b>-</b>	<b>-</b>	<b>-</b>	<b>-</b>	<b>-</b>

**SUBTOTAL PERSONNEL SERVICE COSTS**

97.50	5,972,683	5,972,683	-	(5,972,683)	(5,972,683)
-------	-----------	-----------	---	-------------	-------------

**PAYROLL TAXES AND BENEFITS**

**BRONX CHARTER SCHOOL FOR BETTER LEARNING**  
**Budget / Operating Plan**

2017-18

<b>Total Revenue</b>	<b>9,130,267</b>	<b>9,130,267</b>	<b>-</b>	<b>9,130,267</b>	<b>9,130,267</b>
<b>Total Expenses</b>	<b>9,085,989</b>	<b>9,085,989</b>	<b>-</b>	<b>(9,085,989)</b>	<b>(9,085,989)</b>
<b>Net Income</b>	<b>44,278</b>	<b>44,278</b>	<b>-</b>	<b>44,278</b>	<b>44,278</b>
<b>Actual Student Enrollment</b>					

	Total Year			VARIANCE	
	Original Budget	Revised Budget	Variance	Original Budget vs. PY Budget	Revised Budget vs. PY Budget
Payroll Taxes	456,910	456,910	-	(456,910)	(456,910)
Fringe / Employee Benefits	1,052,225	1,052,225	-	(1,052,225)	(1,052,225)
Retirement / Pension	183,452	183,452	-	(183,452)	(183,452)
<b>TOTAL PAYROLL TAXES AND BENEFITS</b>	<b>1,692,587</b>	<b>1,692,587</b>	<b>-</b>	<b>(1,692,587)</b>	<b>(1,692,587)</b>
<b>TOTAL PERSONNEL SERVICE COSTS</b>	<b>97.50</b>	<b>7,665,270</b>	<b>-</b>	<b>(7,665,270)</b>	<b>(7,665,270)</b>
<b>CONTRACTED SERVICES</b>					
Accounting / Audit	25,000	25,000	-	(25,000)	(25,000)
Legal	19,221	19,221	-	(19,221)	(19,221)
Management Company Fee	-	-	-	-	-
Nurse Services	-	-	-	-	-
Food Service / School Lunch	-	-	-	-	-
Payroll Services	11,419	11,419	-	(11,419)	(11,419)
Special Ed Services	-	-	-	-	-
Titlement Services (i.e. Title I)	-	-	-	-	-
Other Purchased / Professional / Consulting	205,320	205,320	-	(205,320)	(205,320)
<b>TOTAL CONTRACTED SERVICES</b>	<b>260,960</b>	<b>260,960</b>	<b>-</b>	<b>(260,960)</b>	<b>(260,960)</b>

**DESCRIPTION OF ASSUMPTIONS**

**BRONX CHARTER SCHOOL FOR BETTER LEARNING**  
**Budget / Operating Plan**

2017-18

<b>Total Revenue</b>	<b>9,130,267</b>	<b>9,130,267</b>	<b>-</b>	<b>9,130,267</b>	<b>9,130,267</b>
<b>Total Expenses</b>	<b>9,085,989</b>	<b>9,085,989</b>	<b>-</b>	<b>(9,085,989)</b>	<b>(9,085,989)</b>
<b>Net Income</b>	<b>44,278</b>	<b>44,278</b>	<b>-</b>	<b>44,278</b>	<b>44,278</b>
<b>Actual Student Enrollment</b>					

	Total Year			VARIANCE	
	Original Budget	Revised Budget	Variance	Original Budget vs. PY Budget	Revised Budget vs. PY Budget

**DESCRIPTION OF ASSUMPTIONS**

**SCHOOL OPERATIONS**

Board Expenses	-	-	-	-	-	
Classroom / Teaching Supplies & Materials	206,743	206,743	-	(206,743)	(206,743)	Includes Dues and Subscriptions
Special Ed Supplies & Materials	-	-	-	-	-	
Textbooks / Workbooks	53,833	53,833	-	(53,833)	(53,833)	
Supplies & Materials other	-	-	-	-	-	
Equipment / Furniture	-	-	-	-	-	
Telephone	104,419	104,419	-	(104,419)	(104,419)	
Technology	36,123	36,123	-	(36,123)	(36,123)	
Student Testing & Assessment	15,655	15,655	-	(15,655)	(15,655)	
Field Trips	9,714	9,714	-	(9,714)	(9,714)	
Transportation (student)	-	-	-	-	-	
Student Services - other	33,767	33,767	-	(33,767)	(33,767)	
Office Expense	119,989	119,989	-	(119,989)	(119,989)	
Staff Development	222,570	222,570	-	(222,570)	(222,570)	Includes Staff Appreciation
Staff Recruitment	7,510	7,510	-	(7,510)	(7,510)	
Student Recruitment / Marketing	1,837	1,837	-	(1,837)	(1,837)	
School Meals / Lunch	39,043	39,043	-	(39,043)	(39,043)	
Travel (Staff)	9,090	9,090	-	(9,090)	(9,090)	
Fundraising	27,720	27,720	-	(27,720)	(27,720)	
Other	1,261	1,261	-	(1,261)	(1,261)	Bank Fees
<b>TOTAL SCHOOL OPERATIONS</b>	<b>889,273</b>	<b>889,273</b>	<b>-</b>	<b>(889,273)</b>	<b>(889,273)</b>	

**FACILITY OPERATION & MAINTENANCE**

Insurance	58,772	58,772	-	(58,772)	(58,772)	
Janitorial	-	-	-	-	-	
Building and Land Rent / Lease / Facility Finance Interest	10,875	10,875	-	(10,875)	(10,875)	
Repairs & Maintenance	14,638	14,638	-	(14,638)	(14,638)	
Equipment / Furniture	-	-	-	-	-	
Security	-	-	-	-	-	
Utilities	-	-	-	-	-	
<b>TOTAL FACILITY OPERATION &amp; MAINTENANCE</b>	<b>84,285</b>	<b>84,285</b>	<b>-</b>	<b>(84,285)</b>	<b>(84,285)</b>	

**DEPRECIATION & AMORTIZATION**

	186,201	186,201	-	(186,201)	(186,201)	
--	---------	---------	---	-----------	-----------	--

**RESERVES / CONTINGENCY**

	-	-	-	-	-	
--	---	---	---	---	---	--

**BRONX CHARTER SCHOOL FOR BETTER LEARNING  
Budget / Operating Plan**

2017-18

<b>Total Revenue</b>	9,130,267	9,130,267	-	9,130,267	9,130,267
<b>Total Expenses</b>	9,085,989	9,085,989	-	(9,085,989)	(9,085,989)
<b>Net Income</b>	44,278	44,278	-	44,278	44,278
<b>Actual Student Enrollment</b>					
	<b>Total Year</b>			<b>VARIANCE</b>	
	<b>Original Budget</b>	<b>Revised Budget</b>	<b>Variance</b>	<b>Original Budget vs. PY Budget</b>	<b>Revised Budget vs. PY Budget</b>
<b>TOTAL EXPENSES</b>	9,085,989	9,085,989	-	(9,085,989)	(9,085,989)
<b>NET INCOME</b>	44,278	44,278	-	44,278	44,278

**DESCRIPTION OF ASSUMPTIONS**

**BRONX CHARTER SCHOOL FOR BETTER LEARNING  
Budget / Operating Plan**

2017-18

<b>Total Revenue</b>	9,130,267	9,130,267	-	9,130,267	9,130,267
<b>Total Expenses</b>	9,085,989	9,085,989	-	(9,085,989)	(9,085,989)
<b>Net Income</b>	44,278	44,278	-	44,278	44,278
<b>Actual Student Enrollment</b>					

**Total Year**

**VARIANCE**

<b>Original Budget</b>	<b>Revised Budget</b>	<b>Variance</b>	<b>Original Budget vs. PY Budget</b>	<b>Revised Budget vs. PY Budget</b>
----------------------------	---------------------------	-----------------	--	---

**DESCRIPTION OF ASSUMPTIONS**

**ENROLLMENT - \*School Districts Are Linked To Above Entries\***

**Number of Districts:**

NYC CHANCELLOR'S OFFICE  
MT VERNON SCHOOL DISTRICT

-  
-  
-  
-  
-  
-  
-  
-  
-  
-  
-

ALL OTHER School Districts: ( Weighted Avg )

**TOTAL ENROLLMENT**

**REVENUE PER PUPIL**

**EXPENSES PER PUPIL**

**BRONX CHARTER SCHOOL FOR BETTER LEARNING**  
**ALANCE SHEET**  
**2017-18**

Please enter balance sheet data for the Ed Corp  
 Bronx Charter School for Better Learning  
 only on this template.

The balance sheet should include data for  
 all charter schools operated by the Ed Corp.

	<u>Prior Year</u>	Q1	Q2	Q3	Q4
	<u>2016-17</u>	<u>As of 9/30</u>	<u>As of 12/31</u>	<u>As of 3/31</u>	<u>As of 6/30</u>
<b><u>ASSETS</u></b>					
<b><u>CURRENT ASSETS</u></b>					
Cash and cash equivalents	-	-	-	-	-
Grants and contracts receivable	-	-	-	-	-
Accounts receivables	-	-	-	-	-
Prepaid Expenses	-	-	-	-	-
Contributions and other receivables	-	-	-	-	-
<b>TOTAL CURRENT ASSETS</b>	-	-	-	-	-
<b><u>PROPERTY, BUILDING AND EQUIPMENT, net</u></b>	-	-	-	-	-
<b><u>OTHER ASSETS</u></b>	-	-	-	-	-
<b>TOTAL ASSETS</b>	-	-	-	-	-
<b><u>LIABILITIES AND NET ASSETS</u></b>					
<b><u>CURRENT LIABILITIES</u></b>					
Accounts payable and accrued expenses	-	-	-	-	-
Accrued payroll and benefits	-	-	-	-	-
Deferred Revenue	-	-	-	-	-
Current maturities of long-term debt	-	-	-	-	-
Short Term Debt - Bonds, Notes Payable	-	-	-	-	-
Other	-	-	-	-	-
<b>TOTAL CURRENT LIABILITIES</b>	-	-	-	-	-
<b><u>LONG-TERM DEBT and NOTES PAYABLE, net current maturities</u></b>	-	-	-	-	-
<b>TOTAL LIABILITIES</b>	-	-	-	-	-
<b><u>NET ASSETS</u></b>					
Unrestricted	-	-	-	-	-
Temporarily restricted	-	-	-	-	-
<b>TOTAL NET ASSETS</b>	-	-	-	-	-
<b>TOTAL LIABILITIES AND NET ASSETS</b>	-	-	-	-	-

**BRONX CHARTER SCHOOL FOR BET**  
**Budget / Operating Plan**

**2017-18**

<b>Total Revenue</b>	- 2,179,245	-	- 2,231,838	-	-
<b>Total Expenses</b>	- 1,306,338	-	- 2,257,419	-	-
<b>Net Income</b>	- 872,907	-	- (25,581)	-	-
<b>Actual Student Enrollment</b>	- 530	-	- 530	-	-

*NOTE: Enrollment, Revenue and Expenditure Data IN the 'Total and Variance Analysis' Section is Based on LAST ACTUAL Quarter Completed	<b>1st Quarter - 7/1 - 9/30</b>			<b>2nd Quarter - 10/1 - 12/31</b>			<b>3rd Quarter</b>
	<b>Actual</b>	<b>Current Budget</b>	<b>Variance</b>	<b>Actual</b>	<b>Current Budget</b>	<b>Variance</b>	<b>Actual</b>

<b>REVENUE</b>		<b>REVENUES FROM STATE SOURCES</b>		<b>CY Per Pupil Rate</b>							
Per Pupil Revenue											
NYC CHANCELLOR'S OFFICE	14,527		1,903,215	-		1,903,215	-				
MT VERNON SCHOOL DISTRICT	17,794		26,691	-		26,691	-				
-	-		-	-		-	-				
-	-		-	-		-	-				
-	-		-	-		-	-				
-	-		-	-		-	-				
-	-		-	-		-	-				
-	-		-	-		-	-				
-	-		-	-		-	-				
-	-		-	-		-	-				
-	-		-	-		-	-				
-	-		-	-		-	-				
-	-		-	-		-	-				
-	-		-	-		-	-				
-	-		-	-		-	-				
-	-		-	-		-	-				
-	-		-	-		-	-				
-	-		-	-		-	-				
-	-		-	-		-	-				
-	-		-	-		-	-				
-	-		-	-		-	-				
ALL OTHER School Districts: ( Count = 0 )	-		-	-		-	-				
TOTAL Per Pupil Revenue (Weighted Average Per Pupil Funding)	14,564		1,929,906	-		1,929,906	-				
Special Education Revenue			119,488	-		119,488	-				
Grants											
Stimulus			-	-		-	-				
DYCD (Department of Youth and Community Development)			-	-		-	-				
Other			-	-		-	-				
NYC DoE Rental Assistance			-	-		-	-				
Other			-	-		-	-				
<b>TOTAL REVENUE FROM STATE SOURCES</b>			- 2,049,394	-		- 2,049,394	-				
<b>REVENUE FROM FEDERAL FUNDING</b>											
IDEA Special Needs			-	-		-	-				
Title I			50,482	-		67,310	-				
Title Funding - Other			2,500	-		3,332	-				
School Food Service (Free Lunch)			-	-		-	-				
Grants											
Charter School Program (CSP) Planning & Implementation			34,192	-		34,192	-				
Other			-	-		-	-				

**BRONX CHARTER SCHOOL FOR BET**  
**Budget / Operating Plan**

**2017-18**

<b>Total Revenue</b>	-	<b>2,179,245</b>	-	-	<b>2,231,838</b>	-	-
<b>Total Expenses</b>	-	<b>1,306,338</b>	-	-	<b>2,257,419</b>	-	-
<b>Net Income</b>	-	<b>872,907</b>	-	-	<b>(25,581)</b>	-	-
<b>Actual Student Enrollment</b>	-	<b>530</b>	-	-	<b>530</b>	-	-
	<b>1st Quarter - 7/1 - 9/30</b>			<b>2nd Quarter - 10/1 - 12/31</b>			<b>3rd Q</b>
<b>*NOTE: Enrollment, Revenue and Expenditure Data IN the 'Total and Variance Analysis' Section is Based on LAST ACTUAL Quarter Completed</b>	<b>Actual</b>	<b>Current Budget</b>	<b>Variance</b>	<b>Actual</b>	<b>Current Budget</b>	<b>Variance</b>	<b>Actual</b>
Other		-	-		-	-	
TOTAL REVENUE FROM FEDERAL SOURCES	-	87,174	-	-	104,834	-	-
<b>LOCAL and OTHER REVENUE</b>							
Contributions and Donations		42,467	-		77,400	-	
Fundraising		-	-		-	-	
Erate Reimbursement		-	-		-	-	
Earnings on Investments		-	-		-	-	
Interest Income		211	-		211	-	
Food Service (Income from meals)		-	-		-	-	
Text Book		-	-		-	-	
OTHER		-	-		-	-	
TOTAL REVENUE FROM LOCAL and OTHER SOURCES	-	42,677	-	-	77,611	-	-
<b>TOTAL REVENUE</b>	-	<b>2,179,245</b>	-	-	<b>2,231,838</b>	-	-

**BRONX CHARTER SCHOOL FOR BET**  
**Budget / Operating Plan**

2017-18

<b>Total Revenue</b>	-	2,179,245	-	-	2,231,838	-	-
<b>Total Expenses</b>	-	1,306,338	-	-	2,257,419	-	-
<b>Net Income</b>	-	872,907	-	-	(25,581)	-	-
<b>Actual Student Enrollment</b>	-	530	-	-	530	-	-

<b>*NOTE: Enrollment, Revenue and Expenditure Data IN the 'Total and Variance Analysis' Section is Based on LAST ACTUAL Quarter Completed</b>	<b>1st Quarter - 7/1 - 9/30</b>			<b>2nd Quarter - 10/1 - 12/31</b>			<b>3rd Quarter</b>
	<b>Actual</b>	<b>Current Budget</b>	<b>Variance</b>	<b>Actual</b>	<b>Current Budget</b>	<b>Variance</b>	<b>Actual</b>

<b>EXPENSES</b>	<b>Quarter 0</b>						
	<b>No. of Positions</b>	<b>Actual</b>	<b>Current Budget</b>	<b>Variance</b>	<b>Actual</b>	<b>Current Budget</b>	<b>Variance</b>
<b>ADMINISTRATIVE STAFF PERSONNEL COSTS</b>							
Executive Management	-		26,737	-		26,737	-
Instructional Management	-		66,171	-		66,171	-
Deans, Directors & Coordinators	-		74,871	-		74,871	-
CFO / Director of Finance	-		-	-		-	-
Operation / Business Manager	-		-	-		-	-
Administrative Staff	-		74,076	-		74,076	-
<b>TOTAL ADMINISTRATIVE STAFF</b>	-		241,856	-		241,856	-
<b>INSTRUCTIONAL PERSONNEL COSTS</b>							
Teachers - Regular	-		266,109	-		798,327	-
Teachers - SPED	-		27,594	-		82,781	-
Substitute Teachers	-		666	-		1,999	-
Teaching Assistants	-		79,042	-		237,125	-
Specialty Teachers	-		16,158	-		48,473	-
Aides	-		-	-		-	-
Therapists & Counselors	-		21,750	-		65,250	-
Other	-		-	-		69,441	-
<b>TOTAL INSTRUCTIONAL</b>	-		411,318	-		1,303,396	-
<b>NON-INSTRUCTIONAL PERSONNEL COSTS</b>							
Nurse	-		-	-		-	-
Librarian	-		-	-		-	-
Custodian	-		-	-		-	-
Security	-		-	-		-	-
Other	-		-	-		-	-
<b>TOTAL NON-INSTRUCTIONAL</b>	-		-	-		-	-
<b>SUBTOTAL PERSONNEL SERVICE COSTS</b>	-		653,174	-		1,545,251	-
<b>PAYROLL TAXES AND BENEFITS</b>							
Payroll Taxes			49,968	-		118,212	-
Fringe / Employee Benefits			263,056	-		263,056	-
Retirement / Pension			45,863	-		45,863	-
<b>TOTAL PAYROLL TAXES AND BENEFITS</b>			358,887	-		427,131	-
<b>TOTAL PERSONNEL SERVICE COSTS</b>			1,012,061	-		1,972,382	-

**BRONX CHARTER SCHOOL FOR BET**  
**Budget / Operating Plan**

2017-18

<b>Total Revenue</b>	-	2,179,245	-	-	2,231,838	-	-
<b>Total Expenses</b>	-	1,306,338	-	-	2,257,419	-	-
<b>Net Income</b>	-	872,907	-	-	(25,581)	-	-
<b>Actual Student Enrollment</b>	-	530	-	-	530	-	-

*NOTE: Enrollment, Revenue and Expenditure Data IN the 'Total and Variance Analysis' Section is Based on LAST ACTUAL Quarter Completed	1st Quarter - 7/1 - 9/30			2nd Quarter - 10/1 - 12/31			3rd Quarter
	Actual	Current Budget	Variance	Actual	Current Budget	Variance	Actual
	<b>CONTRACTED SERVICES</b>						
Accounting / Audit		-	-		-	-	
Legal		4,805	-		4,805	-	
Management Company Fee		-	-		-	-	
Nurse Services		-	-		-	-	
Food Service / School Lunch		-	-		-	-	
Payroll Services		2,855	-		2,855	-	
Special Ed Services		-	-		-	-	
Titlement Services (i.e. Title I)		-	-		-	-	
Other Purchased / Professional / Consulting		51,330	-		51,330	-	
<b>TOTAL CONTRACTED SERVICES</b>	-	58,990	-	-	58,990	-	-

**BRONX CHARTER SCHOOL FOR BET**  
**Budget / Operating Plan**

2017-18

<b>Total Revenue</b>	-	2,179,245	-	-	2,231,838	-	-
<b>Total Expenses</b>	-	1,306,338	-	-	2,257,419	-	-
<b>Net Income</b>	-	872,907	-	-	(25,581)	-	-
<b>Actual Student Enrollment</b>	-	530	-	-	530	-	-

<b>*NOTE: Enrollment, Revenue and Expenditure Data IN the 'Total and Variance Analysis' Section is Based on LAST ACTUAL Quarter Completed</b>	<b>1st Quarter - 7/1 - 9/30</b>			<b>2nd Quarter - 10/1 - 12/31</b>			<b>3rd Quarter</b>
	<b>Actual</b>	<b>Current Budget</b>	<b>Variance</b>	<b>Actual</b>	<b>Current Budget</b>	<b>Variance</b>	<b>Actual</b>

**SCHOOL OPERATIONS**

Board Expenses	-	-	-	-	-	-	-
Classroom / Teaching Supplies & Materials	51,686	-	-	51,686	-	-	-
Special Ed Supplies & Materials	-	-	-	-	-	-	-
Textbooks / Workbooks	3,046	-	-	3,046	-	-	-
Supplies & Materials other	-	-	-	-	-	-	-
Equipment / Furniture	-	-	-	-	-	-	-
Telephone	26,105	-	-	26,105	-	-	-
Technology	9,031	-	-	9,031	-	-	-
Student Testing & Assessment	3,914	-	-	3,914	-	-	-
Field Trips	2,428	-	-	2,428	-	-	-
Transportation (student)	-	-	-	-	-	-	-
Student Services - other	8,442	-	-	8,442	-	-	-
Office Expense	29,997	-	-	29,997	-	-	-
Staff Development	55,643	-	-	55,643	-	-	-
Staff Recruitment	1,878	-	-	1,878	-	-	-
Student Recruitment / Marketing	459	-	-	459	-	-	-
School Meals / Lunch	9,761	-	-	9,761	-	-	-
Travel (Staff)	2,273	-	-	2,273	-	-	-
Fundraising	9,240	-	-	-	-	-	-
Other	315	-	-	315	-	-	-
<b>TOTAL SCHOOL OPERATIONS</b>	-	214,216	-	-	204,976	-	-

**FACILITY OPERATION & MAINTENANCE**

Insurance	14,693	-	-	14,693	-	-	-
Janitorial	-	-	-	-	-	-	-
Building and Land Rent / Lease / Facility Finance Interest	2,719	-	-	2,719	-	-	-
Repairs & Maintenance	3,660	-	-	3,660	-	-	-
Equipment / Furniture	-	-	-	-	-	-	-
Security	-	-	-	-	-	-	-
Utilities	-	-	-	-	-	-	-
<b>TOTAL FACILITY OPERATION &amp; MAINTENANCE</b>	-	21,071	-	-	21,071	-	-

**DEPRECIATION & AMORTIZATION  
RESERVES / CONTINGENCY**

	-	-	-	-	-	-	-
	-	-	-	-	-	-	-

<b>TOTAL EXPENSES</b>	-	1,306,338	-	-	2,257,419	-	-
-----------------------	---	-----------	---	---	-----------	---	---

**BRONX CHARTER SCHOOL FOR BET**  
**Budget / Operating Plan**

**2017-18**

<b>Total Revenue</b>	-	2,179,245	-	-	2,231,838	-	-
<b>Total Expenses</b>	-	1,306,338	-	-	2,257,419	-	-
<b>Net Income</b>	-	872,907	-	-	(25,581)	-	-
<b>Actual Student Enrollment</b>	-	530	-	-	530	-	-

*NOTE: Enrollment, Revenue and Expenditure Data IN the 'Total and Variance Analysis' Section is Based on LAST ACTUAL Quarter Completed	1st Quarter - 7/1 - 9/30			2nd Quarter - 10/1 - 12/31			3rd Q
	Actual	Current Budget	Variance	Actual	Current Budget	Variance	Actual
	<b>NET INCOME</b>	-	872,907	-	-	(25,581)	-

**BRONX CHARTER SCHOOL FOR PERFORMING ARTS**  
**Budget / Operating Plan**

2017-18

<b>Total Revenue</b>	-	2,179,245	-	-	2,231,838	-	-
<b>Total Expenses</b>	-	1,306,338	-	-	2,257,419	-	-
<b>Net Income</b>	-	872,907	-	-	(25,581)	-	-
<b>Actual Student Enrollment</b>	-	530	-	-	530	-	-

3rd C

**\*NOTE: Enrollment, Revenue and Expenditure Data IN the 'Total and Variance Analysis' Section is Based on LAST ACTUAL Quarter Completed**

1st Quarter - 7/1 - 9/30

2nd Quarter - 10/1 - 12/31

3rd C

	1st Quarter - 7/1 - 9/30			2nd Quarter - 10/1 - 12/31			Actual
	Actual	Current Budget	Variance	Actual	Current Budget	Variance	
<b>ENROLLMENT - *School Districts Are Linked To Above Entries*</b>							
NYC CHANCELLOR'S OFFICE	-	524	-	-	524	-	-
MT VERNON SCHOOL DISTRICT	-	6	-	-	6	-	-
-	-	-	-	-	-	-	-
-	-	-	-	-	-	-	-
-	-	-	-	-	-	-	-
-	-	-	-	-	-	-	-
-	-	-	-	-	-	-	-
-	-	-	-	-	-	-	-
-	-	-	-	-	-	-	-
-	-	-	-	-	-	-	-
-	-	-	-	-	-	-	-
-	-	-	-	-	-	-	-
-	-	-	-	-	-	-	-
-	-	-	-	-	-	-	-
-	-	-	-	-	-	-	-
-	-	-	-	-	-	-	-
ALL OTHER School Districts: ( Count = 0 )	-	-	-	-	-	-	-
<b>TOTAL ENROLLMENT</b>	-	530	-	-	530	-	-
<b>REVENUE PER PUPIL</b>	-	4,111	-	-	4,211	-	-
<b>EXPENSES PER PUPIL</b>	-	2,465	-	-	4,259	-	-

**TER LEARNING**

n

<b>Total Revenue</b>	2,248,505	-	-	2,470,679	-
<b>Total Expenses</b>	2,191,906	-	-	3,330,326	-
<b>Net Income</b>	56,599	-	-	(859,647)	-
<b>Actual Student Enrollment</b>	530	-	-	530	-

<p><b>*NOTE: Enrollment, Revenue and Expenditure Data IN the 'Total and Variance Analysis' Section is Based on LAST ACTUAL Quarter Completed</b></p>	<b>Quarter - 1/1 - 3/31</b>		<b>4th Quarter - 4/1 - 6/30</b>		
	<b>Current Budget</b>	<b>Variance</b>	<b>Actual</b>	<b>Current Budget</b>	<b>Variance</b>

**REVENUE**

**REVENUES FROM STATE SOURCES**

Per Pupil Revenue

CY Per Pupil Rate

NYC CHANCELLOR'S OFFICE	14,527	1,903,215	-		1,903,215	-
MT VERNON SCHOOL DISTRICT	17,794	26,691	-		26,691	-
-	-	-	-		-	-
-	-	-	-		-	-
-	-	-	-		-	-
-	-	-	-		-	-
-	-	-	-		-	-
-	-	-	-		-	-
-	-	-	-		-	-
-	-	-	-		-	-
-	-	-	-		-	-
-	-	-	-		-	-
-	-	-	-		-	-
-	-	-	-		-	-
-	-	-	-		-	-
-	-	-	-		-	-
-	-	-	-		-	-
-	-	-	-		-	-
-	-	-	-		-	-
-	-	-	-		-	-
ALL OTHER School Districts: ( Count = 0 )	-	-	-		-	-
<b>TOTAL Per Pupil Revenue (Weighted Average Per Pupil Funding)</b>	<b>14,564</b>	<b>1,929,906</b>	-	-	<b>1,929,906</b>	-
Special Education Revenue		119,488	-		119,488	-
Grants						
Stimulus		-	-		-	-
DYCD (Department of Youth and Community Development)		-	-		-	-
Other		-	-		-	-
NYC DoE Rental Assistance		-	-		-	-
Other		-	-		144,113	-
<b>TOTAL REVENUE FROM STATE SOURCES</b>		<b>2,049,394</b>	-	-	<b>2,193,507</b>	-

**REVENUE FROM FEDERAL FUNDING**

IDEA Special Needs		-	-		34,411	-
Title I		67,310	-		67,310	-
Title Funding - Other		3,332	-		3,331	-
School Food Service (Free Lunch)		-	-		-	-
Grants						
Charter School Program (CSP) Planning & Implementation		34,192	-		34,192	-
Other		-	-		-	-

**TER LEARNING**

n

<b>Total Revenue</b>	<b>2,248,505</b>	-	-	<b>2,470,679</b>	-
<b>Total Expenses</b>	<b>2,191,906</b>	-	-	<b>3,330,326</b>	-
<b>Net Income</b>	<b>56,599</b>	-	-	<b>(859,647)</b>	-
<b>Actual Student Enrollment</b>	<b>530</b>	-	-	<b>530</b>	-
	<b>Quarter - 1/1 - 3/31</b>		<b>4th Quarter - 4/1 - 6/30</b>		
<b>*NOTE: Enrollment, Revenue and Expenditure Data IN the 'Total and Variance Analysis' Section is Based on LAST ACTUAL Quarter Completed</b>	<b>Current</b>			<b>Current</b>	
	<b>Budget</b>	<b>Variance</b>	<b>Actual</b>	<b>Budget</b>	<b>Variance</b>
Other	-	-		-	-
TOTAL REVENUE FROM FEDERAL SOURCES	104,834	-	-	139,244	-
<b>LOCAL and OTHER REVENUE</b>					
Contributions and Donations	94,067	-		96,067	-
Fundraising	-	-		-	-
Erate Reimbursement	-	-		-	-
Earnings on Investments	-	-		-	-
Interest Income	211	-		211	-
Food Service (Income from meals)	-	-		-	-
Text Book	-	-		41,651	-
OTHER	-	-		-	-
TOTAL REVENUE FROM LOCAL and OTHER SOURCES	94,277	-	-	137,928	-
<b>TOTAL REVENUE</b>	<b>2,248,505</b>	-	-	<b>2,470,679</b>	-

**TER LEARNING**

n

<b>Total Revenue</b>	2,248,505	-	-	2,470,679	-
<b>Total Expenses</b>	2,191,906	-	-	3,330,326	-
<b>Net Income</b>	56,599	-	-	(859,647)	-
<b>Actual Student Enrollment</b>	530	-	-	530	-

<p><b>*NOTE: Enrollment, Revenue and Expenditure Data IN the 'Total and Variance Analysis' Section is Based on LAST ACTUAL Quarter Completed</b></p>	<b>Quarter - 1/1 - 3/31</b>		<b>4th Quarter - 4/1 - 6/30</b>		
	<b>Current Budget</b>	<b>Variance</b>	<b>Actual</b>	<b>Current Budget</b>	<b>Variance</b>

**EXPENSES**

**ADMINISTRATIVE STAFF PERSONNEL COSTS**

	Quarter 0 No. of Positions				
Executive Management	-	26,737	-	26,737	-
Instructional Management	-	66,171	-	66,171	-
Deans, Directors & Coordinators	-	74,871	-	74,871	-
CFO / Director of Finance	-	-	-	-	-
Operation / Business Manager	-	-	-	-	-
Administrative Staff	-	74,076	-	74,076	-
<b>TOTAL ADMINISTRATIVE STAFF</b>	-	241,856	-	241,856	-

**INSTRUCTIONAL PERSONNEL COSTS**

Teachers - Regular	-	798,327	-	1,330,546	-
Teachers - SPED	-	82,781	-	137,968	-
Substitute Teachers	-	1,999	-	3,332	-
Teaching Assistants	-	237,125	-	395,208	-
Specialty Teachers	-	48,473	-	80,788	-
Aides	-	-	-	-	-
Therapists & Counselors	-	65,250	-	108,750	-
Other	-	-	-	-	-
<b>TOTAL INSTRUCTIONAL</b>	-	1,233,955	-	2,056,591	-

**NON-INSTRUCTIONAL PERSONNEL COSTS**

Nurse	-	-	-	-	-
Librarian	-	-	-	-	-
Custodian	-	-	-	-	-
Security	-	-	-	-	-
Other	-	-	-	-	-
<b>TOTAL NON-INSTRUCTIONAL</b>	-	-	-	-	-

**SUBTOTAL PERSONNEL SERVICE COSTS**

**PAYROLL TAXES AND BENEFITS**

Payroll Taxes		112,899	-	175,831	-
Fringe / Employee Benefits		263,056	-	263,056	-
Retirement / Pension		45,863	-	45,863	-
<b>TOTAL PAYROLL TAXES AND BENEFITS</b>		421,819	-	484,750	-

**TOTAL PERSONNEL SERVICE COSTS**

		1,897,629	-	2,783,197	-
--	--	-----------	---	-----------	---

<b>TER LEARNING</b>					
<b>n</b>					
<b>Total Revenue</b>	2,248,505	-	-	2,470,679	-
<b>Total Expenses</b>	2,191,906	-	-	3,330,326	-
<b>Net Income</b>	56,599	-	-	(859,647)	-
<b>Actual Student Enrollment</b>	530	-	-	530	-
		Quarter - 1/1 - 3/31	4th Quarter - 4/1 - 6/30		
<b>*NOTE: Enrollment, Revenue and Expenditure Data IN the 'Total and Variance Analysis' Section is Based on LAST ACTUAL Quarter Completed</b>		<b>TER LEARNING</b>			
		n	Current Budget	Variance	Actual
<b>CONTRACTED SERVICES</b>					
Accounting / Audit	-	-		25,000	-
Legal	4,805	-		4,805	-
Management Company Fee	-	-		-	-
Nurse Services	-	-		-	-
Food Service / School Lunch	-	-		-	-
Payroll Services	2,855	-		2,855	-
Special Ed Services	-	-		-	-
Titlement Services (i.e. Title I)	-	-		-	-
Other Purchased / Professional / Consulting	51,330	-		51,330	-
<b>TOTAL CONTRACTED SERVICES</b>	58,990	-	-	83,990	-

**TER LEARNING**

n

<b>Total Revenue</b>	2,248,505	-	-	2,470,679	-
<b>Total Expenses</b>	2,191,906	-	-	3,330,326	-
<b>Net Income</b>	56,599	-	-	(859,647)	-
<b>Actual Student Enrollment</b>	530	-	-	530	-

<p><b>*NOTE: Enrollment, Revenue and Expenditure Data IN the 'Total and Variance Analysis' Section is Based on LAST ACTUAL Quarter Completed</b></p>	<b>Quarter - 1/1 - 3/31</b>		<b>4th Quarter - 4/1 - 6/30</b>		
	<b>Current Budget</b>	<b>Variance</b>	<b>Actual</b>	<b>Current Budget</b>	<b>Variance</b>

<b>SCHOOL OPERATIONS</b>					
Board Expenses	-	-		-	-
Classroom / Teaching Supplies & Materials	51,686	-		51,686	-
Special Ed Supplies & Materials	-	-		-	-
Textbooks / Workbooks	3,046	-		44,697	-
Supplies & Materials other	-	-		-	-
Equipment / Furniture	-	-		-	-
Telephone	26,105	-		26,105	-
Technology	9,031	-		9,031	-
Student Testing & Assessment	3,914	-		3,914	-
Field Trips	2,428	-		2,428	-
Transportation (student)	-	-		-	-
Student Services - other	8,442	-		8,442	-
Office Expense	29,997	-		29,997	-
Staff Development	55,643	-		55,643	-
Staff Recruitment	1,878	-		1,878	-
Student Recruitment / Marketing	459	-		459	-
School Meals / Lunch	9,761	-		9,761	-
Travel (Staff)	2,273	-		2,273	-
Fundraising	9,240	-		9,240	-
Other	315	-		315	-
<b>TOTAL SCHOOL OPERATIONS</b>	214,216	-	-	255,867	-
<b>FACILITY OPERATION &amp; MAINTENANCE</b>					
Insurance	14,693	-		14,693	-
Janitorial	-	-		-	-
Building and Land Rent / Lease / Facility Finance Interest	2,719	-		2,719	-
Repairs & Maintenance	3,660	-		3,660	-
Equipment / Furniture	-	-		-	-
Security	-	-		-	-
Utilities	-	-		-	-
<b>TOTAL FACILITY OPERATION &amp; MAINTENANCE</b>	21,071	-	-	21,071	-
<b>DEPRECIATION &amp; AMORTIZATION</b>	-	-		186,201	-
<b>RESERVES / CONTINGENCY</b>	-	-		-	-
<b>TOTAL EXPENSES</b>	<b>2,191,906</b>	-	-	<b>3,330,326</b>	-

<b>TER LEARNING</b>					
<b>TER LEARNING</b>					
	<b>n</b>				
<b>Total Revenue</b>	2,248,505	-	-	2,470,679	-
<b>Total Expenses</b>	2,191,906	-	-	3,330,326	-
<b>Net Income</b>	56,599	-	-	(859,647)	-
<b>Actual Student Enrollment</b>	530	-	-	530	-
	<b>Quarter - 1/1 - 3/31</b>		<b>4th Quarter - 4/1 - 6/30</b>		
<b>*NOTE: Enrollment, Revenue and Expenditure Data IN the 'Total and Variance Analysis' Section is Based on LAST ACTUAL Quarter Completed</b>	<b>Quarter - 1/1 - 3/31</b>				
	<b>Current Budget</b>	<b>Variance</b>	<b>Actual</b>	<b>Current Budget</b>	<b>Variance</b>
<b>NET INCOME</b>	<u>56,599</u>	-	-	<u>(859,647)</u>	-

<b>PER LEARNING</b>					
<b>n</b>					
<b>Total Revenue</b>	2,248,505	-	-	2,470,679	-
<b>Total Expenses</b>	2,191,906	-	-	3,330,326	-
<b>Net Income</b>	56,599	-	-	(859,647)	-
<b>Actual Student Enrollment</b>	530	-	-	530	-
<b>Quarter - 1/1 - 3/31</b>					
<b>Quarter - 1/1 - 3/31</b>			<b>4th Quarter - 4/1 - 6/30</b>		
<b>*NOTE: Enrollment, Revenue and Expenditure Data IN the 'Total and Variance Analysis' Section is Based on LAST ACTUAL Quarter Completed</b>					
	<b>Current</b>			<b>Current</b>	
	<b>Budget</b>	<b>Variance</b>	<b>Actual</b>	<b>Budget</b>	<b>Variance</b>
<b>ENROLLMENT - *School Districts Are Linked To Above Entries*</b>					
NYC CHANCELLOR'S OFFICE	524	-	-	524	-
MT VERNON SCHOOL DISTRICT	6	-	-	6	-
-	-	-	-	-	-
-	-	-	-	-	-
-	-	-	-	-	-
-	-	-	-	-	-
-	-	-	-	-	-
-	-	-	-	-	-
-	-	-	-	-	-
-	-	-	-	-	-
-	-	-	-	-	-
-	-	-	-	-	-
-	-	-	-	-	-
-	-	-	-	-	-
-	-	-	-	-	-
-	-	-	-	-	-
ALL OTHER School Districts: ( Count = 0 )	-	-	-	-	-
<b>TOTAL ENROLLMENT</b>	<b>530</b>	<b>-</b>	<b>-</b>	<b>530</b>	<b>-</b>
<b>REVENUE PER PUPIL</b>	<b>4,242</b>	<b>-</b>	<b>-</b>	<b>4,661</b>	<b>-</b>
<b>EXPENSES PER PUPIL</b>	<b>4,135</b>	<b>-</b>	<b>-</b>	<b>6,283</b>	<b>-</b>



**BRONX CHARTER SCHOOL FOR BETTER LEARNING**  
**Budget / Operating Plan**

**2017-18**

<b>Total Revenue</b>	-	-	-	9,130,267	(9,130,267)	-	-	9,130,267
<b>Total Expenses</b>	-	-	-	9,085,989	9,085,989	-	-	9,085,989
<b>Net Income</b>	-	-	-	44,278	(44,278)	-	-	44,278
<b>Actual Student Enrollment</b>	-	-	-			-	-	

**\*NOTE: Enrollment, Revenue and Expenditure Data IN the 'Total and Variance Analysis' Section is Based on LAST ACTUAL Quarter Completed**

**TOTALS AND VARIANCE ANALYSIS**

	<b>Actual</b>	<b>Current Budget (Current Quarter)</b>	<b>Actual vs. Current Budget</b>	<b>Current Budget - TY</b>	<b>Actual vs. Current Budget TY</b>	<b>Original Budget (Current Quarter)</b>	<b>Actual vs. Original Budget</b>	<b>Original Budget -</b>
Other	-	-	-	-	-	-	-	
TOTAL REVENUE FROM FEDERAL SOURCES	-	-	-	436,084	(436,084)	-	-	436,084
<b>LOCAL and OTHER REVENUE</b>								
Contributions and Donations	-	-	-	310,000	(310,000)	-	-	310,000
Fundraising	-	-	-	-	-	-	-	
Erate Reimbursement	-	-	-	-	-	-	-	
Earnings on Investments	-	-	-	-	-	-	-	
Interest Income	-	-	-	843	(843)	-	-	843
Food Service (Income from meals)	-	-	-	-	-	-	-	
Text Book	-	-	-	41,651	(41,651)	-	-	41,651
OTHER	-	-	-	-	-	-	-	
TOTAL REVENUE FROM LOCAL and OTHER SOURCES	-	-	-	352,494	(352,494)	-	-	352,494
<b>TOTAL REVENUE</b>	-	-	-	<b>9,130,267</b>	<b>(9,130,267)</b>	-	-	<b>9,130,267</b>

**BRONX CHARTER SCHOOL FOR BETTER LEARNING**  
**Budget / Operating Plan**

**2017-18**

<b>Total Revenue</b>	-	-	-	9,130,267	(9,130,267)	-	-	9,130,267
<b>Total Expenses</b>	-	-	-	9,085,989	9,085,989	-	-	9,085,989
<b>Net Income</b>	-	-	-	44,278	(44,278)	-	-	44,278
<b>Actual Student Enrollment</b>	-	-	-			-	-	

**\*NOTE: Enrollment, Revenue and Expenditure Data IN the 'Total and Variance Analysis' Section is Based on LAST ACTUAL Quarter Completed**

**TOTALS AND VARIANCE ANALYSIS**

				<b>Current Budget (Current Quarter)</b>	<b>Actual vs. Current Budget</b>	<b>Current Budget - TY</b>	<b>Actual vs. Current Budget TY</b>	<b>Original Budget (Current Quarter)</b>	<b>Actual vs. Original Budget</b>	<b>Original Budget - TY</b>
<b>EXPENSES</b>										
<b>ADMINISTRATIVE STAFF PERSONNEL COSTS</b>	Quarter 0 No. of Positions									
Executive Management	-	-	-	106,948	106,948	-	-	106,948	-	106,948
Instructional Management	-	-	-	264,685	264,685	-	-	264,685	-	264,685
Deans, Directors & Coordinators	-	-	-	299,484	299,484	-	-	299,484	-	299,484
CFO / Director of Finance	-	-	-	-	-	-	-	-	-	-
Operation / Business Manager	-	-	-	-	-	-	-	-	-	-
Administrative Staff	-	-	-	296,305	296,305	-	-	296,305	-	296,305
<b>TOTAL ADMINISTRATIVE STAFF</b>	-	-	-	967,422	967,422	-	-	967,422	-	967,422
<b>INSTRUCTIONAL PERSONNEL COSTS</b>										
Teachers - Regular	-	-	-	3,193,310	3,193,310	-	-	3,193,310	-	3,193,310
Teachers - SPED	-	-	-	331,123	331,123	-	-	331,123	-	331,123
Substitute Teachers	-	-	-	7,996	7,996	-	-	7,996	-	7,996
Teaching Assistants	-	-	-	948,499	948,499	-	-	948,499	-	948,499
Specialty Teachers	-	-	-	193,892	193,892	-	-	193,892	-	193,892
Aides	-	-	-	-	-	-	-	-	-	-
Therapists & Counselors	-	-	-	260,999	260,999	-	-	260,999	-	260,999
Other	-	-	-	69,441	69,441	-	-	69,441	-	69,441
<b>TOTAL INSTRUCTIONAL</b>	-	-	-	5,005,260	5,005,260	-	-	5,005,260	-	5,005,260
<b>NON-INSTRUCTIONAL PERSONNEL COSTS</b>										
Nurse	-	-	-	-	-	-	-	-	-	-
Librarian	-	-	-	-	-	-	-	-	-	-
Custodian	-	-	-	-	-	-	-	-	-	-
Security	-	-	-	-	-	-	-	-	-	-
Other	-	-	-	-	-	-	-	-	-	-
<b>TOTAL NON-INSTRUCTIONAL</b>	-	-	-	-	-	-	-	-	-	-
<b>SUBTOTAL PERSONNEL SERVICE COSTS</b>	-	-	-	5,972,683	5,972,683	-	-	5,972,683	-	5,972,683
<b>PAYROLL TAXES AND BENEFITS</b>										
Payroll Taxes	-	-	-	456,910	456,910	-	-	456,910	-	456,910
Fringe / Employee Benefits	-	-	-	1,052,225	1,052,225	-	-	1,052,225	-	1,052,225
Retirement / Pension	-	-	-	183,452	183,452	-	-	183,452	-	183,452
<b>TOTAL PAYROLL TAXES AND BENEFITS</b>	-	-	-	1,692,587	1,692,587	-	-	1,692,587	-	1,692,587
<b>TOTAL PERSONNEL SERVICE COSTS</b>	-	-	-	7,665,270	7,665,270	-	-	7,665,270	-	7,665,270

**BRONX CHARTER SCHOOL FOR BETTER LEARNING**  
**Budget / Operating Plan**

**2017-18**

<b>Total Revenue</b>	-	-	-	9,130,267	(9,130,267)	-	-	9,130,267
<b>Total Expenses</b>	-	-	-	9,085,989	9,085,989	-	-	9,085,989
<b>Net Income</b>	-	-	-	44,278	(44,278)	-	-	44,278
<b>Actual Student Enrollment</b>	-	-	-			-	-	

**TOTALS AND VARIANCE ANALYSIS**

**\*NOTE: Enrollment, Revenue and Expenditure Data IN the 'Total and Variance Analysis' Section is Based on LAST ACTUAL Quarter Completed**

	<b>Actual</b>	<b>Current Budget (Current Quarter)</b>	<b>Actual vs. Current Budget</b>	<b>Current Budget - TY</b>	<b>Actual vs. Current Budget TY</b>	<b>Original Budget (Current Quarter)</b>	<b>Actual vs. Original Budget</b>	<b>Original Budget -</b>
<b>CONTRACTED SERVICES</b>								
Accounting / Audit	-	-	-	25,000	25,000	-	-	25,000
Legal	-	-	-	19,221	19,221	-	-	19,221
Management Company Fee	-	-	-	-	-	-	-	
Nurse Services	-	-	-	-	-	-	-	
Food Service / School Lunch	-	-	-	-	-	-	-	
Payroll Services	-	-	-	11,419	11,419	-	-	11,419
Special Ed Services	-	-	-	-	-	-	-	
Titlement Services (i.e. Title I)	-	-	-	-	-	-	-	
Other Purchased / Professional / Consulting	-	-	-	205,320	205,320	-	-	205,320
<b>TOTAL CONTRACTED SERVICES</b>	-	-	-	260,960	260,960	-	-	260,960

**BRONX CHARTER SCHOOL FOR BETTER LEARNING**  
**Budget / Operating Plan**

**2017-18**

<b>Total Revenue</b>	-	-	-	9,130,267	(9,130,267)	-	-	9,130,267
<b>Total Expenses</b>	-	-	-	9,085,989	9,085,989	-	-	9,085,989
<b>Net Income</b>	-	-	-	44,278	(44,278)	-	-	44,278
<b>Actual Student Enrollment</b>	-	-	-	-	-	-	-	-

**\*NOTE: Enrollment, Revenue and Expenditure Data IN the 'Total and Variance Analysis' Section is Based on LAST ACTUAL Quarter Completed**

**TOTALS AND VARIANCE ANALYSIS**

<b>Actual</b>	<b>Current Budget (Current Quarter)</b>	<b>Actual vs. Current Budget</b>	<b>Current Budget - TY</b>	<b>Actual vs. Current Budget TY</b>	<b>Original Budget (Current Quarter)</b>	<b>Actual vs. Original Budget</b>	<b>Original Budget - TY</b>
---------------	---	----------------------------------	----------------------------	-------------------------------------	--	-----------------------------------	-----------------------------

**SCHOOL OPERATIONS**

Board Expenses	-	-	-	-	-	-	-	-
Classroom / Teaching Supplies & Materials	-	-	-	206,743	206,743	-	-	206,743
Special Ed Supplies & Materials	-	-	-	-	-	-	-	-
Textbooks / Workbooks	-	-	-	53,833	53,833	-	-	53,833
Supplies & Materials other	-	-	-	-	-	-	-	-
Equipment / Furniture	-	-	-	-	-	-	-	-
Telephone	-	-	-	104,419	104,419	-	-	104,419
Technology	-	-	-	36,123	36,123	-	-	36,123
Student Testing & Assessment	-	-	-	15,655	15,655	-	-	15,655
Field Trips	-	-	-	9,714	9,714	-	-	9,714
Transportation (student)	-	-	-	-	-	-	-	-
Student Services - other	-	-	-	33,767	33,767	-	-	33,767
Office Expense	-	-	-	119,989	119,989	-	-	119,989
Staff Development	-	-	-	222,570	222,570	-	-	222,570
Staff Recruitment	-	-	-	7,510	7,510	-	-	7,510
Student Recruitment / Marketing	-	-	-	1,837	1,837	-	-	1,837
School Meals / Lunch	-	-	-	39,043	39,043	-	-	39,043
Travel (Staff)	-	-	-	9,090	9,090	-	-	9,090
Fundraising	-	-	-	27,720	27,720	-	-	27,720
Other	-	-	-	1,261	1,261	-	-	1,261
<b>TOTAL SCHOOL OPERATIONS</b>	-	-	-	889,273	889,273	-	-	889,273

**FACILITY OPERATION & MAINTENANCE**

Insurance	-	-	-	58,772	58,772	-	-	58,772
Janitorial	-	-	-	-	-	-	-	-
Building and Land Rent / Lease / Facility Finance Interest	-	-	-	10,875	10,875	-	-	10,875
Repairs & Maintenance	-	-	-	14,638	14,638	-	-	14,638
Equipment / Furniture	-	-	-	-	-	-	-	-
Security	-	-	-	-	-	-	-	-
Utilities	-	-	-	-	-	-	-	-
<b>TOTAL FACILITY OPERATION &amp; MAINTENANCE</b>	-	-	-	84,285	84,285	-	-	84,285

**DEPRECIATION & AMORTIZATION**

	-	-	-	186,201	186,201	-	-	186,201
--	---	---	---	---------	---------	---	---	---------

**RESERVES / CONTINGENCY**

	-	-	-	-	-	-	-	-
--	---	---	---	---	---	---	---	---

**TOTAL EXPENSES**

	-	-	-	9,085,989	9,085,989	-	-	9,085,989
--	---	---	---	-----------	-----------	---	---	-----------

**BRONX CHARTER SCHOOL FOR BETTER LEAR  
Budget / Operating Plan**

**2017-18**

<b>Total Revenue</b>	-	-	-	9,130,267	(9,130,267)	-	-	9,130,2
<b>Total Expenses</b>	-	-	-	9,085,989	9,085,989	-	-	9,085,9
<b>Net Income</b>	-	-	-	44,278	(44,278)	-	-	44,2
<b>Actual Student Enrollment</b>	-	-	-			-	-	

**TOTALS AND VARIANCE ANALYSIS**

**\*NOTE: Enrollment, Revenue and Expenditure Data IN the 'Total and Variance Analysis' Section is Based on LAST ACTUAL Quarter Completed**

	Actual	Current Budget (Current Quarter)	Actual vs. Current Budget	Current Budget - TY	Actual vs. Current Budget TY	Original Budget (Current Quarter)	Actual vs. Original Budget	Original Budget -
<b>NET INCOME</b>	-	-	-	44,278	(44,278)	-	-	44,2

	<b>BRONX CHARTER SCHOOL FOR BETTER LEARNING</b> <b>Budget / Operating Plan</b> <b>2017-18</b>
--	---

<b>Total Revenue</b>	-	-	-	9,130,267	(9,130,267)	-	-	9,130,267
<b>Total Expenses</b>	-	-	-	9,085,989	9,085,989	-	-	9,085,989
<b>Net Income</b>	-	-	-	44,278	(44,278)	-	-	44,278
<b>Actual Student Enrollment</b>	-	-	-			-	-	

	<b>TOTALS AND VARIANCE ANALYSIS</b> <b>TOTALS AND VARIANCE ANALYSIS</b>
--	--

**\*NOTE: Enrollment, Revenue and Expenditure Data IN the 'Total and Variance Analysis' Section is Based on LAST ACTUAL Quarter Completed**

	Current Budget (Current Quarter)	Actual vs. Current Budget	Current Budget - TY	Actual vs. Current Budget TY	Original Budget (Current Quarter)	Actual vs. Original Budget	Original Budget - TY
--	----------------------------------	---------------------------	---------------------	------------------------------	-----------------------------------	----------------------------	----------------------

ENROLLMENT - *School Districts Are Linked To Above Entries*	* Enrollment Data Based on Last Actual Quarter Completed						
NYC CHANCELLOR'S OFFICE	-	-	-		-	-	
MT VERNON SCHOOL DISTRICT	-	-	-		-	-	
-	-	-	-		-	-	
-	-	-	-		-	-	
-	-	-	-		-	-	
-	-	-	-		-	-	
-	-	-	-		-	-	
-	-	-	-		-	-	
-	-	-	-		-	-	
-	-	-	-		-	-	
-	-	-	-		-	-	
-	-	-	-		-	-	
-	-	-	-		-	-	
-	-	-	-		-	-	
-	-	-	-		-	-	
-	-	-	-		-	-	
ALL OTHER School Districts: ( Count = 0 )	-	-	-		-	-	
<b>TOTAL ENROLLMENT</b>	-	-	-		-	-	
<b>REVENUE PER PUPIL</b>	-	-	-		-	-	
<b>EXPENSES PER PUPIL</b>	-	-	-		-	-	

<b>Total Revenue</b>		(9,130,267)	-	-
<b>Total Expenses</b>		9,085,989	-	-
<b>Net Income</b>		(44,278)	-	-
<b>Actual Student Enrollment</b>			-	-
<p><b>*NOTE: Enrollment, Revenue and Expenditure Data IN the 'Total and Variance Analysis' Section is Based on LAST ACTUAL Quarter Completed</b></p>		<p><b>Actual vs. Original Budget TY</b></p>	<p><b>PY Actual (PY TY / No. of COMPLETED Actual CY</b></p>	<p><b>Actual CY vs. Actual PY</b></p>
<b>REVENUE</b>				
<b>REVENUES FROM STATE SOURCES</b>				
Per Pupil Revenue	CY Per Pupil Rate			
NYC CHANCELLOR'S OFFICE	14,527	(7,612,860)	-	-
MT VERNON SCHOOL DISTRICT	17,794	(106,764)	-	-
-	-	-	-	-
-	-	-	-	-
-	-	-	-	-
-	-	-	-	-
-	-	-	-	-
-	-	-	-	-
-	-	-	-	-
-	-	-	-	-
-	-	-	-	-
-	-	-	-	-
-	-	-	-	-
-	-	-	-	-
-	-	-	-	-
-	-	-	-	-
-	-	-	-	-
ALL OTHER School Districts: ( Count = 0 )	-	-	-	-
TOTAL Per Pupil Revenue (Weighted Average Per Pupil Funding)	14,564	(7,719,624)	-	-
Special Education Revenue		(477,952)	-	-
Grants				
Stimulus		-	-	-
DYCD (Department of Youth and Community Development)		-	-	-
Other		-	-	-
NYC DoE Rental Assistance		-	-	-
Other		(144,113)	-	-
<b>TOTAL REVENUE FROM STATE SOURCES</b>		<b>(8,341,689)</b>	<b>-</b>	<b>-</b>
<b>REVENUE FROM FEDERAL FUNDING</b>				
IDEA Special Needs		(34,411)	-	-
Title I		(252,412)	-	-
Title Funding - Other		(12,495)	-	-
School Food Service (Free Lunch)		-	-	-
Grants				
Charter School Program (CSP) Planning & Implementation		(136,766)	-	-
Other		-	-	-

<b>Total Revenue</b>	<b>(9,130,267)</b>	-	-
<b>Total Expenses</b>	<b>9,085,989</b>	-	-
<b>Net Income</b>	<b>(44,278)</b>	-	-
<b>Actual Student Enrollment</b>		-	-
<p><b>*NOTE: Enrollment, Revenue and Expenditure Data IN the 'Total and Variance Analysis' Section is Based on LAST ACTUAL Quarter Completed</b></p>			
	<b>Actual vs. Original Budget TY</b>	<b>PY Actual (PY TY / No. of COMPLETED Actual CY</b>	<b>Actual CY vs. Actual PY</b>
Other	-	-	-
TOTAL REVENUE FROM FEDERAL SOURCES	(436,084)	-	-
<b>LOCAL and OTHER REVENUE</b>			
Contributions and Donations	(310,000)	-	-
Fundraising	-	-	-
Erate Reimbursement	-	-	-
Earnings on Investments	-	-	-
Interest Income	(843)	-	-
Food Service (Income from meals)	-	-	-
Text Book	(41,651)	-	-
OTHER	-	-	-
TOTAL REVENUE FROM LOCAL and OTHER SOURCES	(352,494)	-	-
<b>TOTAL REVENUE</b>	<b>(9,130,267)</b>	-	-

<b>Total Revenue</b>	<b>(9,130,267)</b>	-	-	
<b>Total Expenses</b>	<b>9,085,989</b>	-	-	
<b>Net Income</b>	<b>(44,278)</b>	-	-	
<b>Actual Student Enrollment</b>		-	-	
<p><b>*NOTE: Enrollment, Revenue and Expenditure Data IN the 'Total and Variance Analysis' Section is Based on LAST ACTUAL Quarter Completed</b></p>		<p><b>Actual vs. Original Budget TY</b></p>	<p><b>PY Actual (PY TY / No. of COMPLETED Actual CY</b></p>	<p><b>Actual CY vs. Actual PY</b></p>

<b>EXPENSES</b>	<b>Quarter 0 No. of Positions</b>			
<b>ADMINISTRATIVE STAFF PERSONNEL COSTS</b>				
Executive Management	-	106,948	-	-
Instructional Management	-	264,685	-	-
Deans, Directors & Coordinators	-	299,484	-	-
CFO / Director of Finance	-	-	-	-
Operation / Business Manager	-	-	-	-
Administrative Staff	-	296,305	-	-
<b>TOTAL ADMINISTRATIVE STAFF</b>	-	<b>967,422</b>	-	-
<b>INSTRUCTIONAL PERSONNEL COSTS</b>				
Teachers - Regular	-	3,193,310	-	-
Teachers - SPED	-	331,123	-	-
Substitute Teachers	-	7,996	-	-
Teaching Assistants	-	948,499	-	-
Specialty Teachers	-	193,892	-	-
Aides	-	-	-	-
Therapists & Counselors	-	260,999	-	-
Other	-	69,441	-	-
<b>TOTAL INSTRUCTIONAL</b>	-	<b>5,005,260</b>	-	-
<b>NON-INSTRUCTIONAL PERSONNEL COSTS</b>				
Nurse	-	-	-	-
Librarian	-	-	-	-
Custodian	-	-	-	-
Security	-	-	-	-
Other	-	-	-	-
<b>TOTAL NON-INSTRUCTIONAL</b>	-	-	-	-
<b>SUBTOTAL PERSONNEL SERVICE COSTS</b>	-	<b>5,972,683</b>	-	-
<b>PAYROLL TAXES AND BENEFITS</b>				
Payroll Taxes		456,910	-	-
Fringe / Employee Benefits		1,052,225	-	-
Retirement / Pension		183,452	-	-
<b>TOTAL PAYROLL TAXES AND BENEFITS</b>		<b>1,692,587</b>	-	-
<b>TOTAL PERSONNEL SERVICE COSTS</b>	-	<b>7,665,270</b>	-	-

**IG**

<b>Total Revenue</b>	<b>(9,130,267)</b>	-	-
<b>Total Expenses</b>	<b>9,085,989</b>	-	-
<b>Net Income</b>	<b>(44,278)</b>	-	-
<b>Actual Student Enrollment</b>		-	
<b>*NOTE: Enrollment, Revenue and Expenditure Data IN the 'Total and Variance Analysis' Section is Based on LAST ACTUAL Quarter Completed</b>			
	<b>IG</b>	<b>Actual vs. Original Budget TY</b>	<b>PY Actual (PY TY / No. of COMPLETED Actual CY vs. Actual PY</b>
<b>CONTRACTED SERVICES</b>			
Accounting / Audit	25,000	-	-
Legal	19,221	-	-
Management Company Fee	-	-	-
Nurse Services	-	-	-
Food Service / School Lunch	-	-	-
Payroll Services	11,419	-	-
Special Ed Services	-	-	-
Titlement Services (i.e. Title I)	-	-	-
Other Purchased / Professional / Consulting	205,320	-	-
<b>TOTAL CONTRACTED SERVICES</b>	<b>260,960</b>	-	-

<b>Total Revenue</b>	(9,130,267)	-	-
<b>Total Expenses</b>	9,085,989	-	-
<b>Net Income</b>	(44,278)	-	-
<b>Actual Student Enrollment</b>		-	-
<p><b>*NOTE: Enrollment, Revenue and Expenditure Data IN the 'Total and Variance Analysis' Section is Based on LAST ACTUAL Quarter Completed</b></p>			
	<b>Actual vs. Original Budget TY</b>	<b>PY Actual (PY TY / No. of COMPLETED Actual CY</b>	<b>Actual CY vs. Actual PY</b>
<b>SCHOOL OPERATIONS</b>			
Board Expenses	-	-	-
Classroom / Teaching Supplies & Materials	206,743	-	-
Special Ed Supplies & Materials	-	-	-
Textbooks / Workbooks	53,833	-	-
Supplies & Materials other	-	-	-
Equipment / Furniture	-	-	-
Telephone	104,419	-	-
Technology	36,123	-	-
Student Testing & Assessment	15,655	-	-
Field Trips	9,714	-	-
Transportation (student)	-	-	-
Student Services - other	33,767	-	-
Office Expense	119,989	-	-
Staff Development	222,570	-	-
Staff Recruitment	7,510	-	-
Student Recruitment / Marketing	1,837	-	-
School Meals / Lunch	39,043	-	-
Travel (Staff)	9,090	-	-
Fundraising	27,720	-	-
Other	1,261	-	-
<b>TOTAL SCHOOL OPERATIONS</b>	<b>889,273</b>	-	-
<b>FACILITY OPERATION &amp; MAINTENANCE</b>			
Insurance	58,772	-	-
Janitorial	-	-	-
Building and Land Rent / Lease / Facility Finance Interest	10,875	-	-
Repairs & Maintenance	14,638	-	-
Equipment / Furniture	-	-	-
Security	-	-	-
Utilities	-	-	-
<b>TOTAL FACILITY OPERATION &amp; MAINTENANCE</b>	<b>84,285</b>	-	-
<b>DEPRECIATION &amp; AMORTIZATION</b>	<b>186,201</b>	-	-
<b>RESERVES / CONTINGENCY</b>	<b>-</b>	-	-
<b>TOTAL EXPENSES</b>	<b>9,085,989</b>	-	-

<b>IG</b>
<b>IG</b>

<b>Total Revenue</b>	<b>(9,130,267)</b>	-	-
<b>Total Expenses</b>	<b>9,085,989</b>	-	-
<b>Net Income</b>	<b>(44,278)</b>	-	-
<b>Actual Student Enrollment</b>		-	
<p style="text-align: center;"><b>*NOTE: Enrollment, Revenue and Expenditure Data IN the 'Total and Variance Analysis' Section is Based on LAST ACTUAL Quarter Completed</b></p>			
	<b>Actual vs. Original Budget TY</b>	<b>PY Actual (PY TY / No. of COMPLETED Actual CY</b>	<b>Actual CY vs. Actual PY</b>
<b>NET INCOME</b>	<b>(44,278)</b>	-	-

**IG**

<b>Total Revenue</b>	<b>(9,130,267)</b>	-	-
<b>Total Expenses</b>	<b>9,085,989</b>	-	-
<b>Net Income</b>	<b>(44,278)</b>	-	-
<b>Actual Student Enrollment</b>		-	

<p><b>*NOTE: Enrollment, Revenue and Expenditure Data IN the 'Total and Variance Analysis' Section is Based on LAST ACTUAL Quarter Completed</b></p>	<b>Actual vs. Original Budget TY</b>	<b>PY Actual (PY TY / No. of COMPLETED Actual CY</b>	<b>Actual CY vs. Actual PY</b>
--	--	--	--

<b>ENROLLMENT - *School Districts Are Linked To Above Entries*</b>			
NYC CHANCELLOR'S OFFICE		-	-
MT VERNON SCHOOL DISTRICT		-	-
-		-	-
-		-	-
-		-	-
-		-	-
-		-	-
-		-	-
-		-	-
-		-	-
-		-	-
-		-	-
-		-	-
-		-	-
-		-	-
-		-	-
-		-	-
ALL OTHER School Districts: ( Count = 0 )		-	-
<b>TOTAL ENROLLMENT</b>		-	-
<b>REVENUE PER PUPIL</b>		-	-
<b>EXPENSES PER PUPIL</b>		-	-



**Annual Report Requirement**  
*for SUNY Authorized Charter Schools*  
**BRONX CHARTER SCHOOL FOR BETTER LEARNING**  
**2017-18**

Administrative  
expenditures per pupil:

\$0.00

Per NYS Statute

Administrative expenditures per pupil: the sum of all general administration salaries and other general administration expenditures divided by the total number of enrolled students. Employee benefit costs or expenditures should not be reported here.

**\*NOTE: THIS TAB ONLY NEEDS TO BE COMPLETED FOR Q4**

**Disclosure of Financial Interest by a Current or Proposed Charter School Education Corporation Trustee**

**Trustee Name:** *Marilyn Maye*

**Name of Charter School Education Corporation (for an unmerged school, this is the Charter School Name):** *Bronx Charter School for Better Learning 1 and Bronx Charter School for Better Learning 2*

1. List all positions held on the education corporation board (e.g., president, treasurer, parent representative).

*Treasurer*

2. Is the trustee an employee of any school operated by the Education Corporation?  
 \_\_\_ Yes X No

If **Yes**, for each school, please provide a description of the position(s) you hold, your responsibilities, your salary and your start date.

3. Is the trustee an employee or agent of the management company or institutional partner of the charter school(s) governed by the Education Corporation?

\_\_\_ Yes X No

If **Yes**, for each school, please provide a description of the position(s) you hold, your responsibilities, your salary and your start date.

4. Identify each interest/transaction (and provide the requested information) that you or any of your immediate family members or any persons who live with you in your house have held or engaged in with the charter school(s) governed by the Education Corporation during the time you have served on the board, and in the six-month period prior to such service. If there has been no such financial interest or transaction, write **None**. Please note that if you answered **Yes** to Questions 2-4 above, you need not disclose again your employment status, salary, etc.


Date(s)	Nature of Financial Interest/Transaction	Steps taken to avoid a conflict of interest, (e.g., did not vote, did not participate in discussion)	Name of person holding interest or engaging in transaction and relationship to yourself
Dec 1, 2010-Feb 21, 2013	Employee	Did not vote or participate in discussion on employment matters.	Richard Maye, Son
Sep 1, 2009 - Jun 30, 2010	Employee	Did not vote or participate	Richard Maye, Son
Sep 1, 2005 - June 30,2007	Employee	Did not vote or participate	Richard Maye, Son

5. Identify each individual, business, corporation, union association, firm, partnership, committee proprietorship, franchise holding company, joint stock company, business or real estate trust, non-profit organization, or other organization or group of people doing business with the school(s) governed by the Education Corporation **and** in which such entity, during the time of your tenure as a trustee, you and/or your immediate family member(s) or person(s) living in your house had a financial interest or other relationship. If you are a member, director, officer or employee of an organization formally partnered with the school(s) that is/are doing business with the school(s) through a management or services agreement, please identify only the name of the organization, your position in the organization, and the relationship between such organization and the school(s). If there was no financial interest, write **None**.

Organization conducting business with the school(s)	Nature of business conducted	Approximate value of the business conducted	Name of Trustee and/or immediate family member of household holding an interest in the organization conducting business with the school(s) and the nature of the interest	Steps Taken to Avoid Conflict of Interest
<p><b>NONE</b> <i>Please write "None" if applicable. Do not leave this space blank.</i></p>				

  
 Signature \_\_\_\_\_ Date 6 / 30 / 2017


*Please note that this document is considered a public record and as such, may be made available to members of the public upon request under the Freedom of Information Law. Personal contact information provided below will be redacted.*

Business Telephone:  \_\_\_\_\_

Business Address: 

E-mail Address:  \_\_\_\_\_

Home Telephone:  \_\_\_\_\_

Home Address:  \_\_\_\_\_

**Disclosure of Financial Interest by a Current or Proposed Charter School Education Corporation Trustee**

Trustee Name:

Dean Thomas

Name of Charter School Education Corporation (for an unmerged school, this is the Charter School Name):

Brow Charter School for Better Learning

1. List all positions held on the education corporation board (e.g., president, treasurer, parent representative).

2. Is the trustee an employee of any school operated by the Education Corporation?  
 Yes  No

If **Yes**, for each school, please provide a description of the position(s) you hold, your responsibilities, your salary and your start date.

3. Is the trustee an employee or agent of the management company or institutional partner of the charter school(s) governed by the Education Corporation?  
 Yes  No

If **Yes**, for each school, please provide a description of the position(s) you hold, your responsibilities, your salary and your start date.

4. Identify each interest/transaction (and provide the requested information) that you or any of your immediate family members or any persons who live with you in your house have held or engaged in with the charter school(s) governed by the Education Corporation during the time you have served on the board, and in the six-month period prior to such service. If there has been no such financial interest or transaction, write **None**. Please note that if you answered **Yes** to Questions 2-4 above, you need not disclose again your employment status, salary, etc.

Date(s)	Nature of Financial Interest/Transaction	Steps taken to avoid a conflict of interest, (e.g., did not vote, did not participate in discussion)	Name of person holding interest or engaging in transaction and relationship to yourself

Please write "None" if applicable. Do not leave this space blank.

5. Identify each individual, business, corporation, union association, firm, partnership, committee proprietorship, franchise holding company, joint stock company, business or real estate trust, non-profit organization, or other organization or group of people doing business with the school(s) governed by the Education Corporation **and** in which such entity, during the time of your tenure as a trustee, you and/or your immediate family member(s) or person(s) living in your house had a financial interest or other relationship. If you are a member, director, officer or employee of an organization formally partnered with the school(s) that is/are doing business with the school(s) through a management or services agreement, please identify only the name of the organization, your position in the organization, and the relationship between such organization and the school(s). If there was no financial interest, write **None**.

Organization conducting business with the school(s)	Nature of business conducted	Approximate value of the business conducted	Name of Trustee and/or immediate family member of household holding an interest in the organization conducting business with the school(s) and the nature of the interest	Steps Taken to Avoid Conflict of Interest
<i>Please write "None" if applicable. Do not leave this space blank.</i>				
<i>Catwax Love</i>	<i>Fundraiser</i>	<i>\$6,000.00</i>	<i>Dean Thomas</i>	<i>Board is aware of relationship and no direct part. occurred.</i>

*[Handwritten Signature]*  
 Signature

*7/19/17*  
 Date

*Please note that this document is considered a public record and as such, may be made available to members of the public upon request under the Freedom of Information Law. Personal contact information provided below will be redacted.*

**Business Telephone:** [Redacted]

**Business Address:** [Redacted]

**E-mail Address:** [Redacted]

**Home Telephone:** \_\_\_\_\_

**Home Address:** \_\_\_\_\_

**Disclosure of Financial Interest by a Current or Proposed Charter School Education Corporation Trustee**

Trustee Name:

CHARLES KIM

Name of Charter School Education Corporation (for an unmerged school, this is the Charter School Name):

Bronx Charter School for Better Learning

- 1. List all positions held on the education corporation board (e.g., president, treasurer, parent representative).
- 2. Is the trustee an employee of any school operated by the Education Corporation?  
 Yes  No

If **Yes**, for each school, please provide a description of the position(s) you hold, your responsibilities, your salary and your start date.

- 3. Is the trustee an employee or agent of the management company or institutional partner of the charter school(s) governed by the Education Corporation?  
 Yes  No

If **Yes**, for each school, please provide a description of the position(s) you hold, your responsibilities, your salary and your start date.


- 4. Identify each interest/transaction (and provide the requested information) that you or any of your immediate family members or any persons who live with you in your house have held or engaged in with the charter school(s) governed by the Education Corporation during the time you have served on the board, and in the six-month period prior to such service. If there has been no such financial interest or transaction, write **None**. Please note that if you answered **Yes** to Questions 2-4 above, you need not disclose again your employment status, salary, etc.

Date(s)	Nature of Financial Interest/Transaction	Steps taken to avoid a conflict of interest, (e.g., did not vote, did not participate in discussion)	Name of person holding interest or engaging in transaction and relationship to yourself


Please write "None" if applicable. Do not leave this space blank.

5. Identify each individual, business, corporation, union association, firm, partnership, committee proprietorship, franchise holding company, joint stock company, business or real estate trust, non-profit organization, or other organization or group of people doing business with the school(s) governed by the Education Corporation **and** in which such entity, during the time of your tenure as a trustee, you and/or your immediate family member(s) or person(s) living in your house had a financial interest or other relationship. If you are a member, director, officer or employee of an organization formally partnered with the school(s) that is/are doing business with the school(s) through a management or services agreement, please identify only the name of the organization, your position in the organization, and the relationship between such organization and the school(s). If there was no financial interest, write None.

Organization conducting business with the school(s)	Nature of business conducted	Approximate value of the business conducted	Name of Trustee and/or immediate family member of household holding an interest in the organization conducting business with the school(s) and the nature of the interest	Steps Taken to Avoid Conflict of Interest
<p>Please write "None" if applicable. Do not leave this space blank.</p>				


7/18/17  
 \_\_\_\_\_  
 Signature Date

Please note that this document is considered a public record and as such, may be made available to members of the public upon request under the Freedom of Information Law. Personal contact information provided below will be redacted.

Business Telephone:   
 Business Address: \_\_\_\_\_  
 E-mail Address: \_\_\_\_\_  
 Home Telephone: \_\_\_\_\_  
 Home Address: \_\_\_\_\_

**Disclosure of Financial Interest by a Current or Proposed Charter School Education Corporation Trustee**

Trustee Name:

MARVIN WALDMAN

Name of Charter School Education Corporation (for an unmerged school, this is the Charter School Name):

BRONX CHARTER SCHOOL FOR BETTER LEARNING

1. List all positions held on the education corporation board (e.g., president, treasurer, parent representative).  
VICE CHAIR
2. Is the trustee an employee of any school operated by the Education Corporation?  
 \_\_\_ Yes  No
- If **Yes**, for each school, please provide a description of the position(s) you hold, your responsibilities, your salary and your start date.

3. Is the trustee an employee or agent of the management company or institutional partner of the charter school(s) governed by the Education Corporation?  
 \_\_\_ Yes  No
- If **Yes**, for each school, please provide a description of the position(s) you hold, your responsibilities, your salary and your start date.

4. Identify each interest/transaction (and provide the requested information) that you or any of your immediate family members or any persons who live with you in your house have held or engaged in with the charter school(s) governed by the Education Corporation during the time you have served on the board, and in the six-month period prior to such service. If there has been no such financial interest or transaction, write **None**. Please note that if you answered **Yes** to Questions 2-4 above, you need not disclose again your employment status, salary, etc.

Date(s)	Nature of Financial Interest/Transaction	Steps taken to avoid a conflict of interest, (e.g., did not vote, did not participate in discussion)	Name of person holding interest or engaging in transaction and relationship to yourself
<u>NONE</u>			

Please write "None" if applicable. Do not leave this space blank.

*None*

5. Identify each individual, business, corporation, union association, firm, partnership, committee proprietorship, franchise holding company, joint stock company, business or real estate trust, non-profit organization, or other organization or group of people doing business with the school(s) governed by the Education Corporation **and** in which such entity, during the time of your tenure as a trustee, you and/or your immediate family member(s) or person(s) living in your house had a financial interest or other relationship. If you are a member, director, officer or employee of an organization formally partnered with the school(s) that is/are doing business with the school(s) through a management or services agreement, please identify only the name of the organization, your position in the organization, and the relationship between such organization and the school(s). If there was no financial interest, write **None**.


Organization conducting business with the school(s)	Nature of business conducted	Approximate value of the business conducted	Name of Trustee and/or immediate family member of household holding an interest in the organization conducting business with the school(s) and the nature of the interest	Steps Taken to Avoid Conflict of Interest
<p>Please write "None" if applicable. Do not leave this space blank.</p> <p><i>None</i></p>				

*[Signature]*  
 Signature

*7.17.17*  
 Date

Please note that this document is considered a public record and as such, may be made available to members of the public upon request under the Freedom of Information Law. Personal contact information provided below will be redacted.

Business Telephone: \_\_\_\_\_  
 Business Address: \_\_\_\_\_  
 E-mail Address: \_\_\_\_\_  
 Home Telephone: \_\_\_\_\_  
 Home Address: \_\_\_\_\_



**Disclosure of Financial Interest by a Current or Proposed Charter School Education Corporation Trustee**

Trustee Name:

Kimberly Kelly

Name of Charter School Education Corporation (for an unmerged school, this is the Charter School Name):

BRONX Charter Schools for Better Learning

1. List all positions held on the education corporation board (e.g., president, treasurer, parent representative). Chairperson

2. Is the trustee ~~an~~ employee of any school operated by the Education Corporation?  
 Yes  No

If Yes, for each school, please provide a description of the position(s) you hold, your responsibilities, your salary and your start date.

3. Is the trustee an employee or agent of the management company or institutional partner of the charter school(s) governed by the Education Corporation?  
 Yes  No

If Yes, for each school, please provide a description of the position(s) you hold, your responsibilities, your salary and your start date.

4. Identify each interest/transaction (and provide the requested information) that you or any of your immediate family members or any persons who live with you in your house have held or engaged in with the charter school(s) governed by the Education Corporation during the time you have served on the board, and in the six-month period prior to such service. If there has been no such financial interest or transaction, write **None**. Please note that if you answered **Yes** to Questions 2-4 above, you need not disclose again your employment status, salary, etc.

Date(s)	Nature of Financial Interest/Transaction	Steps taken to avoid a conflict of interest, (e.g., did not vote, did not participate in discussion)	Name of person holding interest or engaging in transaction and relationship to yourself

Please write "None" if applicable. Do not leave this space blank.

**NONE**

5. Identify each individual, business, corporation, union association, firm, partnership, committee proprietorship, franchise holding company, joint stock company, business or real estate trust, non-profit organization, or other organization or group of people doing business with the school(s) governed by the Education Corporation and in which such entity, during the time of your tenure as a trustee, you and/or your immediate family member(s) or person(s) living in your house had a financial interest or other relationship. If you are a member, director, officer or employee of an organization formally partnered with the school(s) that is/are doing business with the school(s) through a management or services agreement, please identify only the name of the organization, your position in the organization, and the relationship between such organization and the school(s). If there was no financial interest, write **None**.

Organization conducting business with the school(s)	Nature of business conducted	Approximate value of the business conducted	Name of Trustee and/or immediate family member of household holding an interest in the organization conducting business with the school(s) and the nature of the interest	Steps Taken to Avoid Conflict of Interest
<p>Please write "None" if applicable. Do not leave this space blank.</p> <p style="text-align: center;"><b>NONE</b></p>				

*Kimberly Kelly*  
 \_\_\_\_\_  
 Signature

7/10/2017  
 \_\_\_\_\_  
 Date

*Please note that this document is considered a public record and as such, may be made available to members of the public upon request under the Freedom of Information Law. Personal contact information provided below will be redacted.*

**Business Telephone:** \_\_\_\_\_

**Business Address:** \_\_\_\_\_

**E-mail Address:** \_\_\_\_\_

**Home Telephone:** \_\_\_\_\_

**Home Address:** \_\_\_\_\_

**Disclosure of Financial Interest by a Current or Proposed Charter School Education Corporation Trustee**

Trustee Name:

Marjorie Gregg Deane Swain

Name of Charter School Education Corporation (for an unmerged school, this is the Charter School Name):

The Bronx Charter Schools for Better Learning

1. List all positions held on the education corporation board (e.g., president, treasurer, parent representative).

Trustee

2. Is the trustee an employee of any school operated by the Education Corporation?  
 Yes  No

If **Yes**, for each school, please provide a description of the position(s) you hold, your responsibilities, your salary and your start date.

3. Is the trustee an employee or agent of the management company or institutional partner of the charter school(s) governed by the Education Corporation?

Yes  No

If **Yes**, for each school, please provide a description of the position(s) you hold, your responsibilities, your salary and your start date.

4. Identify each interest/transaction (and provide the requested information) that you or any of your immediate family members or any persons who live with you in your house have held or engaged in with the charter school(s) governed by the Education Corporation during the time you have served on the board, and in the six-month period prior to such service. If there has been no such financial interest or transaction, write **None**. Please note that if you answered **Yes** to Questions 2-4 above, you need not disclose again your employment status, salary, etc.

Date(s)	Nature of Financial Interest/Transaction	Steps taken to avoid a conflict of interest, (e.g., did not vote, did not participate in discussion)	Name of person holding interest or engaging in transaction and relationship to yourself
	<u>N.A.</u>		

	None		
--	------	--	--

5. Identify each individual, business, corporation, union association, firm, partnership, committee proprietorship, franchise holding company, joint stock company, business or real estate trust, non-profit organization, or other organization or group of people doing business with the school(s) governed by the Education Corporation and in which such entity, during the time of your tenure as a trustee, you and/or your immediate family member(s) or person(s) living in your house had a financial interest or other relationship. If you are a member, director, officer or employee of an organization formally partnered with the school(s) that is/are doing business with the school(s) through a management or services agreement, please identify only the name of the organization, your position in the organization, and the relationship between such organization and the school(s). If there was no financial interest, write None.

Organization conducting business with the school(s)	Nature of business conducted	Approximate value of the business conducted	Name of Trustee and/or immediate family member of household holding an interest in the organization conducting business with the school(s) and the nature of the interest	Steps Taken to Avoid Conflict of Interest
None				


7-5-17

Signature
Date

*Please note that this document is considered a public record and as such, may be made available to members of the public upon request under the Freedom of Information Law. Personal contact information provided below will be redacted.*

Business Telephone: [REDACTED]

Business Address: [REDACTED]

E-mail Address: [REDACTED]

Home Telephone: [REDACTED]

Home Address: [REDACTED]

**Disclosure of Financial Interest by a Current or Proposed Charter School Education Corporation Trustee**

Trustee Name:

HERBERT W. SWAIN JR.

Name of Charter School Education Corporation (for an unmerged school, this is the Charter School Name):

The Bronx Charter School for Peter Learning

1. List all positions held on the education corporation board (e.g., president, treasurer, parent representative).

Trustee

2. Is the trustee an employee of any school operated by the Education Corporation?  
 Yes  No

If **Yes**, for each school, please provide a description of the position(s) you hold, your responsibilities, your salary and your start date.

3. Is the trustee an employee or agent of the management company or institutional partner of the charter school(s) governed by the Education Corporation?

Yes  No

If **Yes**, for each school, please provide a description of the position(s) you hold, your responsibilities, your salary and your start date.

4. Identify each interest/transaction (and provide the requested information) that you or any of your immediate family members or any persons who live with you in your house have held or engaged in with the charter school(s) governed by the Education Corporation during the time you have served on the board, and in the six-month period prior to such service. If there has been no such financial interest or transaction, write **None**. Please note that if you answered **Yes** to Questions 2-4 above, you need not disclose again your employment status, salary, etc.

Date(s)	Nature of Financial Interest/Transaction	Steps taken to avoid a conflict of interest, (e.g., did not vote, did not participate in discussion)	Name of person holding interest or engaging in transaction and relationship to yourself
	<u>N.A.</u>		

<i>Please write "None" if applicable. Do not leave this space blank.</i>		
NONE		

5. Identify each individual, business, corporation, union association, firm, partnership, committee proprietorship, franchise holding company, joint stock company, business or real estate trust, non-profit organization, or other organization or group of people doing business with the school(s) governed by the Education Corporation and in which such entity, during the time of your tenure as a trustee, you and/or your immediate family member(s) or person(s) living in your house had a financial interest or other relationship. If you are a member, director, officer or employee of an organization formally partnered with the school(s) that is/are doing business with the school(s) through a management or services agreement, please identify only the name of the organization, your position in the organization, and the relationship between such organization and the school(s). If there was no financial interest, write None.

Organization conducting business with the school(s)	Nature of business conducted	Approximate value of the business conducted	Name of Trustee and/or immediate family member of household holding an interest in the organization conducting business with the school(s) and the nature of the interest	Steps Taken to Avoid Conflict of Interest
<i>Please write "None" if applicable. Do not leave this space blank.</i>				
NONE				

Herbert W. Swaney  
Signature

July 5, 2017  
Date

*Please note that this document is considered a public record and as such, may be made available to members of the public upon request under the Freedom of Information Law. Personal contact information provided below will be redacted.*

Business Telephone: \_\_\_\_\_

Business Address: \_\_\_\_\_

E-mail Address: \_\_\_\_\_

Home Telephone: \_\_\_\_\_

Home Address: \_\_\_\_\_

**Disclosure of Financial Interest by a Current or Proposed Charter School Education Corporation Trustee**

**Trustee Name:**

NEAL P. MYERBERG

**Name of Charter School Education Corporation (for an unmerged school, this is the Charter School Name):**

BROOK CHARTER SCHOOL FOR BETTER LEARNING

1. List all positions held on the education corporation board (e.g., president, treasurer, parent representative). NONE

2. Is the trustee an employee of any school operated by the Education Corporation?  
 Yes  No

If **Yes**, for each school, please provide a description of the position(s) you hold, your responsibilities, your salary and your start date.

3. Is the trustee an employee or agent of the management company or institutional partner of the charter school(s) governed by the Education Corporation?  
 Yes  No

If **Yes**, for each school, please provide a description of the position(s) you hold, your responsibilities, your salary and your start date.


4. Identify each interest/transaction (and provide the requested information) that you or any of your immediate family members or any persons who live with you in your house have held or engaged in with the charter school(s) governed by the Education Corporation during the time you have served on the board, and in the six-month period prior to such service. If there has been no such financial interest or transaction, write **None**. Please note that if you answered **Yes** to Questions 2-4 above, you need not disclose again your employment status, salary, etc. NONE

Date(s)	Nature of Financial Interest/Transaction	Steps taken to avoid a conflict of interest, (e.g., did not vote, did not participate in discussion)	Name of person holding interest or engaging in transaction and relationship to yourself

	<i>Please write "None" if applicable. Do not leave this space blank.</i>	None	
--	--	------	--

5. Identify each individual, business, corporation, union association, firm, partnership, committee proprietorship, franchise holding company, joint stock company, business or real estate trust, non-profit organization, or other organization or group of people doing business with the school(s) governed by the Education Corporation **and** in which such entity, during the time of your tenure as a trustee, you and/or your immediate family member(s) or person(s) living in your house had a financial interest or other relationship. If you are a member, director, officer or employee of an organization formally partnered with the school(s) that is/are doing business with the school(s) through a management or services agreement, please identify only the name of the organization, your position in the organization, and the relationship between such organization and the school(s). If there was no financial interest, write **None**.

Organization conducting business with the school(s)	Nature of business conducted	Approximate value of the business conducted	Name of Trustee and/or immediate family member of household holding an interest in the organization conducting business with the school(s) and the nature of the interest	Steps Taken to Avoid Conflict of Interest
<i>Please write "None" if applicable. Do not leave this space blank.</i>				
		None		


6-29-17

---

Signature Date

*Please note that this document is considered a public record and as such, may be made available to members of the public upon request under the Freedom of Information Law. Personal contact information provided below will be redacted.*

**Business Telephone:** [REDACTED]  
**Business Address:** [REDACTED]  
**E-mail Address:** [REDACTED]  
**Home Telephone:** [REDACTED]  
**Home Address:** [REDACTED]

**Disclosure of Financial Interest by a Current or Proposed Charter School Education Corporation Trustee**

Trustee Name:

Robert C. Bata

Name of Charter School Education Corporation (for an unmerged school, this is the Charter School Name):

Bronx Charter Schools for Better Learning

1. List all positions held on the education corporation board (e.g., president, treasurer, parent representative). Trustee

2. Is the trustee an employee of any school operated by the Education Corporation?  
 Yes  No

If **Yes**, for each school, please provide a description of the position(s) you hold, your responsibilities, your salary and your start date.

3. Is the trustee an employee or agent of the management company or institutional partner of the charter school(s) governed by the Education Corporation?  
 Yes  No

If **Yes**, for each school, please provide a description of the position(s) you hold, your responsibilities, your salary and your start date.

4. Identify each interest/transaction (and provide the requested information) that you or any of your immediate family members or any persons who live with you in your house have held or engaged in with the charter school(s) governed by the Education Corporation during the time you have served on the board, and in the six-month period prior to such service. If there has been no such financial interest or transaction, write **None**. Please note that if you answered **Yes** to Questions 2-4 above, you need not disclose again your employment status, salary, etc.

Date(s)	Nature of Financial Interest/Transaction	Steps taken to avoid a conflict of interest, (e.g., did not vote, did not participate in discussion)	Name of person holding interest or engaging in transaction and relationship to yourself



**Disclosure of Financial Interest by a Current or Proposed Charter School Education Corporation Trustee**

Trustee Name: William Barnhardt

Name of Charter School Education Corporation (for an unmerged school, this is the Charter School Name): Bronx Charter School for Better Learning

1. List all positions held on the education corporation board (e.g., president, treasurer, parent representative).

Secretary, Board of Trustees

2. Is the trustee an employee of any school operated by the Education Corporation?  
 Yes  No

If **Yes**, for each school, please provide a description of the position(s) you hold, your responsibilities, your salary and your start date.

3. Is the trustee an employee or agent of the management company or institutional partner of the charter school(s) governed by the Education Corporation?

Yes  No

If **Yes**, for each school, please provide a description of the position(s) you hold, your responsibilities, your salary and your start date.


4. Identify each interest/transaction (and provide the requested information) that you or any of your immediate family members or any persons who live with you in your house have held or engaged in with the charter school(s) governed by the Education Corporation during the time you have served on the board, and in the six-month period prior to such service. If there has been no such financial interest or transaction, write **None**. Please note that if you answered **Yes** to Questions 2-4 above, you need not disclose again your employment status, salary, etc.

Date(s)	Nature of Financial Interest/Transaction	Steps taken to avoid a conflict of interest, (e.g., did not vote, did not participate in discussion)	Name of person holding interest or engaging in transaction and relationship to yourself
	<u>None</u>		

<i>Please write "None" if applicable. Do not leave this space blank.</i> None	<i>Please write "None" if applicable. Do not leave this space blank.</i> None	<i>Please write "None" if applicable. Do not leave this space blank.</i> None	<i>Please write "None" if applicable. Do not leave this space blank.</i> None
--	--	--	--

5. Identify each individual, business, corporation, union association, firm, partnership, committee proprietorship, franchise holding company, joint stock company, business or real estate trust, non-profit organization, or other organization or group of people doing business with the school(s) governed by the Education Corporation **and** in which such entity, during the time of your tenure as a trustee, you and/or your immediate family member(s) or person(s) living in your house had a financial interest or other relationship. If you are a member, director, officer or employee of an organization formally partnered with the school(s) that is/are doing business with the school(s) through a management or services agreement, please identify only the name of the organization, your position in the organization, and the relationship between such organization and the school(s). If there was no financial interest, write **None**.

Organization conducting business with the school(s)	Nature of business conducted	Approximate value of the business conducted	Name of Trustee and/or immediate family member of household holding an interest in the organization conducting business with the school(s) and the nature of the interest	Steps Taken to Avoid Conflict of Interest
<i>Please write "None" if applicable. Do not leave this space blank.</i> None	<i>Please write "None" if applicable. Do not leave this space blank.</i> None	<i>Please write "None" if applicable. Do not leave this space blank.</i> None	<i>Please write "None" if applicable. Do not leave this space blank.</i> None	<i>Please write "None" if applicable. Do not leave this space blank.</i> None

  
 Signature \_\_\_\_\_ Date 7/5/17

*Please note that this document is considered a public record and as such, may be made available to members of the public upon request under the Freedom of Information Law. Personal contact information provided below will be redacted.*

**Business Telephone:** 

**Business Address:** 

**E-mail Address:** 

**Home Telephone:** 

**Home Address:** 

**Disclosure of Financial Interest by a Current or Proposed Charter School Education Corporation Trustee**

Trustee Name:

Victoria Zimmermann

Name of Charter School Education Corporation (for an unmerged school, this is the Charter School Name):

Bronx Charter School for Better Learning

1. List all positions held on the education corporation board (e.g., president, treasurer, parent representative).

Director; member of development and compliance committees.

2. Is the trustee an employee of any school operated by the Education Corporation?

Yes  No

If Yes, for each school, please provide a description of the position(s) you hold, your responsibilities, your salary and your start date.

3. Is the trustee an employee or agent of the management company or institutional partner of the charter school(s) governed by the Education Corporation?

Yes  No

If Yes, for each school, please provide a description of the position(s) you hold, your responsibilities, your salary and your start date.

4. Identify each interest/transaction (and provide the requested information) that you or any of your immediate family members or any persons who live with you in your house have held or engaged in with the charter school(s) governed by the Education Corporation during the time you have served on the board, and in the six-month period prior to such service. If there has been no such financial interest or transaction, write None. Please note that if you answered Yes to Questions 2-4 above, you need not disclose again your employment status, salary, etc.

Date(s)	Nature of Financial Interest/Transaction	Steps taken to avoid a conflict of interest, (e.g., did not vote, did not participate in discussion)	Name of person holding interest or engaging in transaction and relationship to yourself

Please write "None" if applicable. Do not leave this space blank.

None

5. Identify each individual, business, corporation, union association, firm, partnership, committee proprietorship, franchise holding company, joint stock company, business or real estate trust, non-profit organization, or other organization or group of people doing business with the school(s) governed by the Education Corporation and in which such entity, during the time of your tenure as a trustee, you and/or your immediate family member(s) or person(s) living in your house had a financial interest or other relationship. If you are a member, director, officer or employee of an organization formally partnered with the school(s) that is/are doing business with the school(s) through a management or services agreement, please identify only the name of the organization, your position in the organization, and the relationship between such organization and the school(s). If there was no financial interest, write None.

Organization conducting business with the school(s)	Nature of business conducted	Approximate value of the business conducted	Name of Trustee and/or immediate family member of household holding an interest in the organization conducting business with the school(s) and the nature of the interest	Steps Taken to Avoid Conflict of Interest
Please write "None" if applicable. Do not leave this space blank.				
		None		


V. L. L. 12

Signature


7-15-2017


Date

Please note that this document is considered a public record and as such, may be made available to members of the public upon request under the Freedom of Information Law. Personal contact information provided below will be redacted.

Business Telephone: 

Business Address: 

E-mail Address: 

Home Telephone: 

Home Address: 

**Disclosure of Financial Interest by a Current or Proposed Charter School Education Corporation Trustee**

Trustee Name:

Maxine D'Oyley

Name of Charter School Education Corporation (for an unmerged school, this is the Charter School Name):

The Bronx Charter School for Better Learning

1. List all positions held on the education corporation board (e.g., president, treasurer, parent representative).

Parent representative

2. Is the trustee an employee of any school operated by the Education Corporation?  
 Yes  No

If **Yes**, for each school, please provide a description of the position(s) you hold, your responsibilities, your salary and your start date.

3. Is the trustee an employee or agent of the management company or institutional partner of the charter school(s) governed by the Education Corporation?

Yes  No

If **Yes**, for each school, please provide a description of the position(s) you hold, your responsibilities, your salary and your start date.

4. Identify each interest/transaction (and provide the requested information) that you or any of your immediate family members or any persons who live with you in your house have held or engaged in with the charter school(s) governed by the Education Corporation during the time you have served on the board, and in the six-month period prior to such service. If there has been no such financial interest or transaction, write **None**. Please note that if you answered **Yes** to Questions 2-4 above, you need not disclose again your employment status, salary, etc.

Date(s)	Nature of Financial Interest/Transaction	Steps taken to avoid a conflict of interest, (e.g., did not vote, did not participate in discussion)	Name of person holding interest or engaging in transaction and relationship to yourself









# Entry 9 BOT Table

Created: 07/06/2017 • Last updated: 07/10/2017






(tab across or use scroll bar at bottom of table)

## 1. Current Board Member Information

	Trustee Name	Email Addresses	Position on the Board	Committee Affiliations	Voting Member Per By Laws? (Y/N)	Area of Expertise, and/or Additional Role at School (parent, staff member, etc.)	Number of Terms Served and Length of Each (Include election date and term expiration)	Number of Board Mtgs Attended during 2016-17?
1	Kimberly Kelly		Chair/ Board President	Board Chairperson, Complaint Review Committee, Teacher Employment Committee, Strategic Planning Committee	Yes	Legal	4 Terms served. (Terms =3 years. Current Term expires 6/30/18)	9
				Vice Chairperson, Fundraising/Development			4 Terms	

2	Marvin Waldman		Vice Chair/ Vice President	ment Committee, Policy/ Governance Committee, Strategic Planning Committee	Yes	Public Relations	served . (Terms =3 years. Current term expires 6/30/18)	7
3	Marilyn Maye		Treasurer	Treasurer, Finance/Audit Committee, Strategic Planning Committee, Education Committee	Yes	Education	4 terms served . (Terms =3 years. Current term expires 6/30/20)	9
4	William Bernhardt		Secretary	Secretary, Teacher Employment Committee, Policy/ Governance Committee, Strategic Planning Committee, Education Commi	Yes	Education	4 terms served . (Terms =3 years. Current term expires 6/30/20)	10

5	Robert Bata	[REDACTED]	Trustee/Member	tee Fundraising/Development Committee, Policy/Governance Committee, Strategic Planning Committee	Yes	Legal	2 terms served · (Terms =3 years. Current term expires 6/30/20)	5 or less
6	Maxine D'Oyley	[REDACTED]	Parent Representative	Parent Representative, Complaint Review Committee, Teacher Employment Committee, Policy/Governance Committee, Education Committee	Yes	Community	1 term served · (Terms =3 years. Current term expires 6/30/20)	9
7	Charle	[REDACTED]	Trustee/Member	Finance/Audit Committee, Strategic Planning	Yes	Financial	1 term served · (Terms =3 years.	8

	s Kim		ber	Committee, Fundraising/Development Committee		al	Current term expires 6/30/18)	
8	Neal Myerberg		Trustee/Member		Yes	Financial	1 term served. (Terms =3 years. Current term expires 6/30/19)	5 or less
9	Herbert Swain		Trustee/Member	Finance/Audit Committee, Education Committee	Yes	Education, Public Relations	2 terms served. (Terms =3 years. Current term expires 6/30/19)	9
10	Marjorie Swain		Trustee/Member	Teacher Employment Committee, Fundraising/Development Committee	Yes	Education	2 terms served. Current term expires 6/30/19)	9
11	Dean Thomas		Trustee/Member	Fundraising/Development	Yes	Financial	1 term served. (Terms =3 years. Current	5 or less

				Commi ttee			t term expires 6/30/2 0)	
12	Victor Zimme rman		Truste e/Mem ber	Compl aint Review Commi ttee, Fundra ising/D evelop ment Commi ttee	Yes	Legal	1 term served . (Terms =3 years. Curren t term expires 6/30/1 9)	11
13								
14								
15								
16								
17								
18								
19								
20								

**2. Total Number of Members on June 30, 2016** 11

**3. Total Number of Members Joining the Board 2016-17 School Year** 2

**4. Total Number of Members Departing the Board during the 2016-17 School Year** 1

**5. Number of Voting Members 2016-17, as set by the by-laws, resolution or minutes** 10

**6. Number of Board Meetings**            11  
**Conducted in the 2016-17 School**  
**Year**

**7. Number of Board Meetings**            11  
**Scheduled for the [2017-18](#)**  
**School Year**

**Thank you.**



# Entry 11 Enrollment and Retention of Special Populations

Created: 07/06/2017 • Last updated: 07/12/2017

## Instructions for Reporting Enrollment and Retention Strategies

Describe the efforts the charter school has made in 2016 2017 toward meeting targets to attract and retain enrollment of students with disabilities, English language learners, and students who are economically disadvantaged. In addition, describe the school’s plans for meeting or making progress toward meeting its enrollment and retention targets in 2017 2018.

## Recruitment/Attraction Efforts Toward Meeting Targets

	Describe Efforts Toward Meeting Recruitment Targets 2016 17)	Describe Plans Toward Meeting Recruitment Targets 2017 18)
Economically Disadvantaged	<p>This year, we reached out to Bronx Bethany Church to hand out applications to their members. The Bronx Bethany Church hosts a summer camp that accepts government vouchers, and disseminated information about us this past summer and again this Spring.</p> <p>We also did info sessions in local daycares/preschools, whose population is predominantly economically disadvantage, to establish a relationship with the parents and staff of these centers and expand the community’s awareness of our school.</p>	<p>We will continue our recruitment outreach plan, as done this year.</p>
English Language Learners	<p>Our recruitment plan for ELL students was quite active this year. Our Recruitment Committee, a team of administrators, teachers, support staff, parents, and students, meet, plan and recruit through a variety means, including:</p> <ul style="list-style-type: none"> <li>• information sessions in community centers, churches, and UPKs in targeted neighborhoods in the Bronx</li> <li>• personal outreach involving flyers distributed through local businesses and in apartment</li> </ul> <p>Our application is also available in Spanish, which is the alternative language of the community.</p>	<p>We will continue our recruitment outreach plan, as done this year</p>

	We noted significantly increased in community awareness of our school and what we offer our ELL students.	
Students with Disabilities	We make a clear statement in all communications sent to families that all students are encouraged to apply for the enrollment lottery, including students currently on or being evaluated for IEPs. During our outreach it is explained to potential parents the systems we have in place to guarantee their child is going to receive the full services required by their IEPs. This includes (but is not limited to) learning specialists, outside providers for speech and occupational therapy, in house counselors for therapy, and small group instruction.	<p>We plan to reach out to targeted early childhood centers in the community who service special needs students.</p> <p>We would also like to provide potential parents with the opportunity to speak with the SPED learning specialists for the relevant grade. The SPED learning specialists can provide parents a deeper understanding of how services will be provided for their student.</p>

### Retention Efforts Toward Meeting Targets

	Describe Efforts Toward Meeting Retention Targets 2016 17)	Describe Plans Toward Meeting Retention Targets 2017 18)
Economically Disadvantaged	<p>Offer a comprehensive Student Supports program, which is staffed to provide services for the needs of our student population (e.g. guidance counselors, and behavior consultant to assist with social and emotional needs).</p> <p>Maintain a small school environment with a “warm/strict” school culture that offers close relationships between teachers and students, explicit instruction in positive character development, and clear and consistent behavioral expectations.</p> <p>Maintain frequent communication with parents about their children’s development.</p>	We will continue our retention efforts, as done this year.
English Language	<p>Appoint an ELL coordinator to ensure that the needs of the ELL students are met.</p> <p>Ensure the academic needs are met through the support of the Academic Leaders and ELL teacher.</p> <p>Ensure that in addition to ELL requirements, ELL students are receiving adequate</p>	We will continue our retention efforts, as

Learners	<p>academic support from classroom teachers such that they can succeed in the classroom.</p> <p>Provide parents/guardians of ELL students' avenues to provide feedback and express any concerns they have through report card conferences and Annual Parent Survey.</p>	done this year.
Students with Disabilities	<p>Our school continues to develop strategies to meet the needs of its special education students. The guidance department has expanded in order to provide social and emotional support to students with behavioral challenges. In addition, we continue to partner with community agencies that provide related services to the students in our school.</p> <p>The school will continue to engage parents in understanding their student's IEP and advocating on their behalf. IEP meetings will be held on a yearly basis. Depending on a student's level of need in each academic area, they will either push in to general classes or be pulled out.</p>	We will continue our retention efforts, as done this year.



# Entry 12 Classroom Teacher and Administrator Attrition

Created: 07/06/2017 • Last updated: 07/24/2017

Report changes in teacher and administrator staffing.

## Instructions for completing the Classroom Teacher and Administrator Attrition Tables

Charter schools must complete the two tables named 2016-2017 Classroom Teacher and Administrator Attrition to report changes in teacher and administrator staffing in 2016-2017. Please provide the full time equivalent (FTE) of staff on June 30, 2016; the FTE for any departed staff from July 1, 2016 through June 30, 2017; the FTE for added staff from July 1, 2016 through June 30, 2017; and the FTE of staff added in newly created positions from July 1, 2016 through June 30, 2017 using the two tables provided.

### Classroom Teacher Attrition Table

	FTE Classroom Teachers on June 30, 2016	FTE Classroom Teachers Departed 7/1/16 6/30/17	FTE Classroom Teachers Filling Vacant Positions 7/1/16 6/30/17	FTE Classroom Teachers Added in New Positions 7/1/16 6/30/17	FTE of Classroom Teachers on June 30, 2017
	56	5	2	0	53

### Administrator Position Attrition Table

	FTE Administrative Positions on June 30, 2016	FTE Administrators Departed 7/1/16 6/30/17	FTE Administrators Filling Vacant Positions 7/1/16 6/30/17	FTE Administrators Added in New Positions 7/1/16 6/30/17	FTE Administrative Positions on June 30, 2017
	3	0	0	0	3

Thank you

## 2017-2018 School Year Calendar

September	7	Thursday	School Opens for Students (1/2 Day for Kindergarten & Pre-K Students ONLY)
September	8	Friday	1/2 Day for Pre-Kindergarten and Kindergarten Students (ONLY)
September	11-13	Monday-Wednesday	1/2 Day for Kindergarten Students (ONLY)
September	21-22	Thursday & Friday	Rosh Hashanah (School Closed)
October	9	Monday	Columbus Day Observed (School Closed)
November	7	Tuesday	Election Day (School Closed)
November	23-24	Thursday & Friday	Thanksgiving Recess (School Closed)
December January	25- 1	Monday thru Monday	Winter Recess (School Closed)
January	15	Monday	Dr. Martin Luther King, Jr. Day (School Closed)
February	16-23	Friday thru Friday	Midwinter Recess (School Closed)
March April	30- 6	Friday thru Friday	Spring Recess (School Closed)
May	28	Monday	Memorial Day Observed (School Closed)
June	7	Thursday	Chancellor's Conference Day (School Closed)
June	11	Monday	Clerical Day (School Closed)
June	15	Monday	Eid al-Fitr (School Closed)
June	26	Wednesday	Last Day of School for Students