



Entry 1 School Information

Last updated: 07/31/2017

Please be advised that you will need to complete this cover page (including signatures) before all of the other tasks assigned to you by your authorizer are visible on your task page. While completing this task, please ensure that you select the correct authorizer (**as of June 30, 2017**) or you may not be assigned the correct tasks.

a. SCHOOL NAME AND BEDS# BRONX CS FOR EXCELLENCE 2 (SUNY Trustees)

(Select name from the drop down menu)

b. CHARTER AUTHORIZER SUNY Authorized Charter School

(For technical reasons, please re select authorizer name from the drop down menu).

c. DISTRICT / CSD OF LOCATION NYC CSD 11

d1. SCHOOL INFORMATION

	PRIMARY ADDRESS	PHONE NUMBER	FAX NUMBER	EMAIL ADDRESS
	1804 Holland Avenue Bronx NY 10462	[REDACTED]	[REDACTED]	

d2. PHONE CONTACT NUMBER FOR AFTER HOURS EMERGENCIES

Contact Name	Gordon Keelen
Title	Director of Facilities
Emergency Phone Number (### ### ####)	[REDACTED]

e. SCHOOL WEB ADDRESS (URL) www.bronxexcellence.org

f. DATE OF INITIAL CHARTER 04/2003

g. DATE FIRST OPENED FOR INSTRUCTION 09/2016

i. TOTAL ENROLLMENT ON JUNE 30, 2017 119

j. GRADES SERVED IN SCHOOL YEAR 2016-17

Check all that apply

Grades Served	K, 1
---------------	------

k1. DOES THE SCHOOL CONTRACT WITH A CHARTER OR EDUCATIONAL MANAGEMENT ORGANIZATION? Yes

k2. NAME OF CMO/EMO AND ADDRESS

NAME OF CMO/EMO	Excellence Community Schools Inc.
PHYSICAL STREET ADDRESS	2090 Seventh Avenue, Suite 605
CITY	New York
STATE	NY
ZIP CODE	10027
EMAIL ADDRESS	(No response)

l1. FACILITIES

Does the school maintain or operate multiple sites?

	No, just one site.
--	--------------------

12. SCHOOL SITES

Please list the sites where the school will operate for the upcoming school year.

	Physical Address	Phone Number	District/CSD	Grades Served at Site	School at Full Capacity at Site	Facilities Agreement
Site 1 (same as primary site)	1804 Holland Avenue Bronx NY 10462	[REDACTED]	BRONX (TOTAL)	K 1	No	Rent/Lease
Site 2						
Site 3						

12a. Please provide the contact information for Site 1.

	Name	Work Phone	Alternate Phone	Email Address
School Leader	Aleisha Rodriguez	[REDACTED]	[REDACTED]	[REDACTED]
Operational Leader	Jaques Michel	[REDACTED]	[REDACTED]	[REDACTED]
Compliance Contact	Monica Rios	[REDACTED]	[REDACTED]	[REDACTED]
Complaint Contact	Aleisha Rodriguez	[REDACTED]	[REDACTED]	[REDACTED]

m1. Is the school or are the school sites co-located? No

n1. Were there any revisions to the school's charter during the 2016-17 school year? (Please include approved or pending material and non-material charter revisions). No

o. Name and Position of Individual(s) Who Completed the 2016-17 Annual Report.

Monica Rios, Regional Director of School Operations

p. Our signatures below attest that all of the information contained herein is truthful and accurate and that this charter school is in compliance with all aspects of its charter, and with all pertinent Federal, State, and local laws, regulations, and rules. We understand that if any information in any part of this report is found to have been deliberately misrepresented, that will constitute grounds for the revocation of our charter. Check **YES if you agree and then use the mouse on your PC or the stylist on your mobile device to sign your name).**

Yes

Signature, Head of Charter School

A handwritten signature in black ink, appearing to be 'MR' or similar initials, written in a cursive style.

Signature, President of the Board of Trustees

A handwritten signature in black ink, reading 'Stacy Lawson', written in a cursive style.

Date

2017/07/31

Thank you.



Entry 2 NYS School Report Card Link

Last updated: 07/31/2017

1. NEW YORK STATE REPORT CARD

<https://data.nysed.gov/profile.php?instid=800000086903>

Provide a direct URL or web link to the most recent New York State School Report Card for the charter school (See <https://reportcards.nysed.gov/>).

(Charter schools completing year one will not yet have a School Report Card or link to one. Please type "URL is not available" in the space provided).



Entry 4 Expenditures per Child

Last updated: 07/31/2017

Financial Information

This information is required of ALL charter schools. Provide the following measures of fiscal performance of the charter school in Appendix B (Total Expenditures and Administrative Expenditures Per Child):

1. Total Expenditures Per Child

To calculate '**Total Expenditures per Child**' take total expenditures (from the unaudited 2016-17 Schedule of Functional Expenses) and divide by the year end FTE student enrollment. (Integers Only. No dollar signs or commas).

Note: The information on the Schedule of Functional Expenses on pages 41-43 of the Audit Guide can help schools locate the amounts to use in the two per pupil calculations: <http://www.p12.nysed.gov/psc/AuditGuide.html>

Line 1: Total Expenditures	1339387
Line 2: Year End FTE student enrollment	118
Line 3: Divide Line 1 by Line 2	11365

2. Administrative Expenditures per Child

To calculate **'Administrative Expenditures per Child'** To calculate "Administrative Expenditures per Child" first *add* together the following:

1. Take the relevant portion from the 'personnel services cost' row and the 'management and general' column (from the unaudited 2016 17 Schedule of Functional Expenses)
2. Any contracted administrative/management fee paid to other organizations or corporations
3. Take the total from above and divide it by the year end FTE enrollment. The relevant portion that must be included in this calculation is defined as follows:

Administrative Expenditures: Administration and management of the charter school includes the activities and personnel of the offices of the chief school officer, the finance or business offices, school operations personnel, data management and reporting, human resources, technology, etc. It also includes those administrative and management services provided by other organizations or corporations on behalf of the charter school for which the charter school pays a fee or other compensation. Do not include the FTE of personnel whose role is to directly support the instructional program.

Notes:
The information on the Schedule of Functional Expenses on pages 41-43 of the Audit Guide can help schools locate the amounts to use in the two per pupil calculations:
<http://www.p12.nysed.gov/psc/AuditGuide.html>.
Employee benefit costs or expenditures should not be reported in the above calculations.

Line 1: Relevant Personnel Services Cost (Row)	70644
Line 2: Management and General Cost (Column)	207617
Line 3: Sum of Line 1 and Line 2	278261
Line 5: Divide Line 3 by the Year End FTE student enrollment	2361

Thank you.



**GENERAL INSTRUCTIONS FOR
ANNUAL BUDGET/QUARTERLY REPORT**

TEMPLATE TABS

1- GRAY tab contains the Instructions




Instructions	Provides description of tabs and input requirements.
Funding by District	Charter School Tuition Rates

2- BLUE tabs require input of information

1.) Name of School	>Select school name from list. >Enter contact information.
2.) Enrollment	Enter enrollment information for Annual Budget (& Revisions) and Quarterly Actuals. Includes: >Enrollment by Grade >Enrollment by District
3.) Staffing Plan	Enter staffing plan information for Annual Budget (& Revisions) and Quarterly Actuals. Includes: >Full Time Equivalent (FTE), by Position Category, By Quarter
4.) Yearly Budget	Enter Yearly Budget information. Includes: >"Pior Year" column may be completed based upon preliminary data, and adjusted with Annual Audited data when the Quarter 2 Actuals are being submitted. (Note: Quarterly Revenue allocation may be set) >Budgeted Enrollment data and Per Pupil Revenue for the current year are populated based upon input on tab "2.) Enrollment." >Budgeted FTE for current year is populated based upon input on tab "3.) Staffing Plan." >All other sources of revenue >All expenses >Budget Revisions, as necessary and <i>approved</i> by the school's Board of Directors, should be submitted when submitting Quarterly Actuals.
5.) Balance Sheet	Enter Balance Sheet information for EdCorps. Separate schools merged into a primary EdCorp should NOT use this tab. >"Pior Year" column may be completed based upon preliminary data, and adjusted with Annual Audited data when the Quarter 2 Actuals are being submitted.

6.) Quarterly Report	Enter Actual Quarterly Report information . Includes: >Actual Enrollment data and Per Pupil Revenue for the current year are populated based upon input on tab "2.) Enrollment." >Actual FTE for current year is populated based upon input on tab "3.) Staffing Plan." >All other sources of revenue >All expenses
7.) Annual Report Requirement	Complete when submitting Actual Quarter 4.

CELL COLORS & GUIDANCE COMMENTS

-  = Enter information into the light BLUE shaded cells.
-  = Cells labeled in ORANGE containe guidance regarding the input of information.
-  = Cells containing RED triangles in the upper right corner contain "guidance comments" on that particular line item. Please "mouse-over" the triangle to reveal each comment.

Charter Funding Alphabetical By NYS School District
*** (Sum of Charter School Basic Tuition and Supplemental Basic Tuition)**



ANNUAL BUDGET & QUARTERLY REPORT TEMPLATE

Bronx Charter School for Excellence 2

SCHOOL

Name:	Bronx Charter School for Excellence 2
--------------	---------------------------------------

CONTACT INFORMATION

Contact Name:	Charlene Reid
Contact Title:	Chief Executive Officer
Contact Email:	[REDACTED]
Contact Phone:	[REDACTED]

REPORT PERIOD

Current Academic Year:	2017-18
Prior Academic Year:	2016-17

PLAN - FULL TIME EQUIVALENT

STAFFING PLAN - FULL TIME EQUIVALENT ("FTE")

***NOTE:** Enter the number of FTE positions in the "blue" cells.

***NOTE:** If there are NO budget revisions at the time of quarterly submittal leave the 'REVISED' Column(s) COMPLETELY BLANK.

ADMINISTRATIVE PERSONNEL FTE	ADMINISTRATIVE PERSONNEL FTE	PRIOR YEAR
		2016-17
		ACTUAL
Executive Management	Executive Management	
Instructional Management	Instructional Management	
Deans, Directors & Coordinators	Deans, Directors & Coordinators	
CFO / Director of Finance	CFO / Director of Finance	
Operation / Business Manager	Operation / Business Manager	
Administrative Staff	Administrative Staff	
TOTAL ADMINISTRATIVE STAFF	TOTAL ADMINISTRATIVE STAFF	0.0

ANNUAL BUDGETED FTE							
Q1		Q2		Q3		Q4	
Original	Revised	Original	Revised	Original	Revised	Original	Revised
2.0		2.0		2.0		2.0	
1.0		1.0		1.0		1.0	
2.0		2.0		2.0		2.0	
5.0	0.0	5.0	0.0	5.0	0.0	5.0	0.0

INSTRUCTIONAL PERSONNEL FTE	INSTRUCTIONAL PERSONNEL FTE	PRIOR YEAR
		2016-17
		ACTUAL
Teachers - Regular	Teachers - Regular	
Teachers - SPED	Teachers - SPED	
Substitute Teachers	Substitute Teachers	
Teaching Assistants	Teaching Assistants	
Specialty Teachers	Specialty Teachers	
Aides	Aides	
Therapists & Counselors	Therapists & Counselors	
Other	Other	
TOTAL INSTRUCTIONAL	TOTAL INSTRUCTIONAL	0.0

ANNUAL BUDGETED FTE							
Q1		Q2		Q3		Q4	
Original	Revised	Original	Revised	Original	Revised	Original	Revised
7.0		7.0		7.0		7.0	
3.0		3.0		3.0		3.0	
5.0		5.0		5.0		5.0	
2.0		2.0		2.0		2.0	
1.0		1.0		1.0		1.0	
1.0		1.0		1.0		1.0	
19.0	0.0	19.0	0.0	19.0	0.0	19.0	0.0

NON-INSTRUCTIONAL PERSONNEL FTE	NON-INSTRUCTIONAL PERSONNEL FTE	PRIOR YEAR
		2016-17
		ACTUAL
Nurse	Nurse	
Librarian	Librarian	
Custodian	Custodian	
Security	Security	
Other	Other	
TOTAL NON-INSTRUCTIONAL	TOTAL NON-INSTRUCTIONAL	0.0

ANNUAL BUDGETED FTE							
Q1		Q2		Q3		Q4	
Original	Revised	Original	Revised	Original	Revised	Original	Revised
1.0		1.0		1.0		1.0	
1.0	0.0	1.0	0.0	1.0	0.0	1.0	0.0

TOTAL PERSONNEL SERVICE FTE	TOTAL PERSONNEL SERVICE FTE	0.0
------------------------------------	------------------------------------	-----

25.0	0.0	25.0	0.0	25.0	0.0	25.0	0.0
------	-----	------	-----	------	-----	------	-----

**JX CHARTER SCHOOL FOR EXCE
2017-18**

PLAN - FULL TIME EQUIVALENT

***NOTE:** Enter the number of FTE positions in the "blue" cells. *Should be input.*

***NOTE:** State the assumptions that are being made for personnel FTE levels.

ADMINISTRATIVE PERSONNEL FTE		Q4	Description of Assumptions
	Actual		
Executive Management			
Instructional Management			Principles & Assistant Principals
Deans, Directors & Coordinators			
CFO / Director of Finance			
Operation / Business Manager			
Administrative Staff			Office & Academic Assitants
TOTAL ADMINISTRATIVE STAFF		0.0	

INSTRUCTIONAL PERSONNEL FTE		Q4	Description of Assumptions
	Actual		
Teachers - Regular			
Teachers - SPED			
Substitute Teachers			
Teaching Assistants			
Specialty Teachers			
Aides			
Therapists & Counselors			Social Workers
Other			
TOTAL INSTRUCTIONAL		0.0	

NON-INSTRUCTIONAL PERSONNEL FTE		Q4	Description of Assumptions
	Actual		
Nurse			
Librarian			
Custodian			
Security			
Other			
TOTAL NON-INSTRUCTIONAL		0.0	

TOTAL PERSONNEL SERVICE FTE		0.0	
------------------------------------	--	-----	--

BRONX CHARTER SCHOOL FOR EXCELLENCE 2
Budget / Operating Plan
2017-18

Total Revenue	-	848,501	-	-	880,583	-	-	880,583
Total Expenses	-	610,670	-	-	848,703	-	-	793,981
Net Income	-	237,831	-	-	31,880	-	-	86,602
Actual Student Enrollment	118	177	-	-	177	-	-	177

	Prior Year Actual	1st Quarter - 7/1 - 9/30			2nd Quarter - 10/1 - 12/31			3rd Quarter
	2016-17 Revenue Per Pupil	Original Budget	Revised Budget	Variance	Original Budget	Revised Budget	Variance	Original Budget

REVENUE

REVENUES FROM STATE SOURCES

2017-18
Per Pupil Rate

**NOTE: If there are NO budget revisions at the time of quarterly submittal leave the Revised Budget column blank. If budget revisions ARE made, the entire "REVISED" budget columns for the affected quarters must be updated.*

	PPR %/Qtr->	25.0%	25.0%		25.0%	25.0%		25.0%
Allocate Per Pupil Revenue by Quarter								
NYC CHANCELLOR'S OFFICE		642,820	-	-	642,820	-	-	642,820
-		-	-	-	-	-	-	-
-		-	-	-	-	-	-	-
-		-	-	-	-	-	-	-
-		-	-	-	-	-	-	-
-		-	-	-	-	-	-	-
-		-	-	-	-	-	-	-
-		-	-	-	-	-	-	-
-		-	-	-	-	-	-	-
-		-	-	-	-	-	-	-
-		-	-	-	-	-	-	-
-		-	-	-	-	-	-	-
-		-	-	-	-	-	-	-
-		-	-	-	-	-	-	-
-		-	-	-	-	-	-	-
-		-	-	-	-	-	-	-
-		-	-	-	-	-	-	-
ALL OTHER School Districts: (Weighted Avg)								
TOTAL Per Pupil Revenue (Weighted Average Per Pupil Funding)	14,527	-	642,820	-	-	642,820	-	642,820
Special Education Revenue		24,434		-	24,434		-	24,434
Grants								
Stimulus				-			-	
DYCD (Department of Youth and Community Development)				-			-	
Other				-			-	
NYC DoE Rental Assistance		85,002		-	85,002		-	85,002
Other				-			-	
TOTAL REVENUE FROM STATE SOURCES		-	752,255	-	-	752,255	-	752,255

REVENUE FROM FEDERAL FUNDING

IDEA Special Needs				-			-	
Title I		10,036		-	13,381		-	13,381
Title Funding - Other		1,094		-	1,458		-	1,458
School Food Service (Free Lunch)				-			-	
Grants								

BRONX CHARTER SCHOOL FOR EXCELLENCE 2
Budget / Operating Plan
2017-18

Total Revenue	-	848,501	-	-	880,583	-	-	880,583
Total Expenses	-	610,670	-	-	848,703	-	-	793,981
Net Income	-	237,831	-	-	31,880	-	-	86,602
Actual Student Enrollment	118	177	-	-	177	-	-	177
	Prior Year Actual	1st Quarter - 7/1 - 9/30			2nd Quarter - 10/1 - 12/31			3rd Q
	2016-17	Original	Revised		Original	Revised		Original
	Revenue Per	Budget	Budget	Variance	Budget	Budget	Variance	Budget
	Pupil							
Charter School Program (CSP) Planning & Implementation		85,116		-	113,488		-	113,488
Other				-			-	
Other				-			-	
TOTAL REVENUE FROM FEDERAL SOURCES	-	96,246	-	-	128,328	-	-	128,328
LOCAL and OTHER REVENUE								
Contributions and Donations				-			-	
Fundraising				-			-	
Erate Reimbursement				-			-	
Earnings on Investments				-			-	
Interest Income				-			-	
Food Service (Income from meals)				-			-	
Text Book				-			-	
OTHER				-			-	
TOTAL REVENUE FROM LOCAL and OTHER SOURCES	-	-	-	-	-	-	-	-
TOTAL REVENUE	-	848,501	-	-	880,583	-	-	880,583

BRONX CHARTER SCHOOL FOR EXCELLENCE 2
Budget / Operating Plan
2017-18

Total Revenue	-	848,501	-	-	880,583	-	-	880,583
Total Expenses	-	610,670	-	-	848,703	-	-	793,981
Net Income	-	237,831	-	-	31,880	-	-	86,602
Actual Student Enrollment	118	177	-	-	177	-	-	177
	Prior Year Actual	1st Quarter - 7/1 - 9/30			2nd Quarter - 10/1 - 12/31			3rd Q
	2016-17	Original	Revised		Original	Revised		Original
	Revenue Per Pupil	Budget	Budget	Variance	Budget	Budget	Variance	Budget

EXPENSES

ADMINISTRATIVE STAFF PERSONNEL COSTS

Avg. No.
of Positions

Executive Management	-			-			-	
Instructional Management	2.00	66,750		-	66,750		-	66,750
Deans, Directors & Coordinators	-			-			-	
CFO / Director of Finance	-			-			-	
Operation / Business Manager	1.00	17,500		-	17,500		-	17,500
Administrative Staff	2.00	21,368		-	21,368		-	21,368
TOTAL ADMINISTRATIVE STAFF	5.00	105,618	-	-	105,618	-	-	105,618

INSTRUCTIONAL PERSONNEL COSTS

Teachers - Regular	7.00	34,390		-	103,171		-	103,171
Teachers - SPED	3.00	15,000		-	45,000		-	45,000
Substitute Teachers	-			-			-	
Teaching Assistants	5.00	16,867		-	50,600		-	50,600
Specialty Teachers	2.00	9,044		-	27,132		-	27,132
Aides	1.00	3,433		-	10,300		-	10,300
Therapists & Counselors	1.00	5,000		-	15,000		-	15,000
Other	-			-	50,000		-	50,000
TOTAL INSTRUCTIONAL	19.00	83,734	-	-	301,202	-	-	251,202

NON-INSTRUCTIONAL PERSONNEL COSTS

Nurse	-			-			-	
Librarian	-			-			-	
Custodian	1.00	13,750		-	13,750		-	13,750
Security	-			-			-	
Other	-			-			-	
TOTAL NON-INSTRUCTIONAL	1.00	13,750	-	-	13,750	-	-	13,750

SUBTOTAL PERSONNEL SERVICE COSTS

	25.00	-	203,102	-	-	420,570	-	-	370,570
PAYROLL TAXES AND BENEFITS									
Payroll Taxes		15,537		-	32,174		-	28,349	
Fringe / Employee Benefits		82,641		-	82,641		-	82,641	

BRONX CHARTER SCHOOL FOR EXCELLENCE 2
Budget / Operating Plan
2017-18

Total Revenue	-	848,501	-	-	880,583	-	-	880,583
Total Expenses	-	610,670	-	-	848,703	-	-	793,981
Net Income	-	237,831	-	-	31,880	-	-	86,602
Actual Student Enrollment	118	177	-	-	177	-	-	177
	Prior Year Actual	1st Quarter - 7/1 - 9/30			2nd Quarter - 10/1 - 12/31			3rd Q
	2016-17	Original	Revised		Original	Revised		Original
	Revenue Per Pupil	Budget	Budget	Variance	Budget	Budget	Variance	Budget
Retirement / Pension				-			-	
TOTAL PAYROLL TAXES AND BENEFITS	-	98,178	-	-	114,814	-	-	110,989
TOTAL PERSONNEL SERVICE COSTS	25.00	301,279	-	-	535,384	-	-	481,559
CONTRACTED SERVICES								
Accounting / Audit		6,335		-	6,335		-	6,335
Legal				-			-	
Management Company Fee		86,743		-	86,743		-	86,743
Nurse Services				-			-	
Food Service / School Lunch				-			-	
Payroll Services		6,810		-	6,810		-	6,810
Special Ed Services				-			-	
Titlement Services (i.e. Title I)				-			-	
Other Purchased / Professional / Consulting		21,459		-	21,459		-	21,459
TOTAL CONTRACTED SERVICES	-	121,347	-	-	121,347	-	-	121,347

BRONX CHARTER SCHOOL FOR EXCELLENCE 2
Budget / Operating Plan
2017-18

	-	848,501	-	-	880,583	-	-	880,583
Total Revenue	-	610,670	-	-	848,703	-	-	793,981
Total Expenses	-	237,831	-	-	31,880	-	-	86,602
Net Income	118	177	-	-	177	-	-	177
Actual Student Enrollment								
	Prior Year Actual	1st Quarter - 7/1 - 9/30			2nd Quarter - 10/1 - 12/31			3rd Quarter
	2016-17	Original	Revised	Variance	Original	Revised	Variance	Original
	Revenue Per Pupil	Budget	Budget		Budget	Budget		Budget
SCHOOL OPERATIONS								
Board Expenses				-			-	
Classroom / Teaching Supplies & Materials		9,293		-	7,744		-	7,744
Special Ed Supplies & Materials				-			-	
Textbooks / Workbooks		9,013		-	9,013		-	9,013
Supplies & Materials other				-			-	
Equipment / Furniture				-			-	
Telephone		1,931		-	1,931		-	1,931
Technology				-			-	
Student Testing & Assessment		2,549		-	3,398		-	3,398
Field Trips		1,328		-	2,213		-	2,213
Transportation (student)				-			-	
Student Services - other		3,227		-	5,200		-	4,303
Office Expense		8,787		-	8,787		-	8,787
Staff Development		4,764		-	4,764		-	4,764
Staff Recruitment				-			-	
Student Recruitment / Marketing		1,030		-	1,030		-	1,030
School Meals / Lunch		5,310		-	7,080		-	7,080
Travel (Staff)		1,931		-	1,931		-	1,931
Fundraising				-			-	
Other		188		-	188		-	188
TOTAL SCHOOL OPERATIONS	-	49,349	-	-	53,277	-	-	52,381
FACILITY OPERATION & MAINTENANCE								
Insurance		3,743		-	3,743		-	3,743
Janitorial		18,761		-	18,761		-	18,761
Building and Land Rent / Lease / Facility Finance Interest		85,002		-	85,002		-	85,002
Repairs & Maintenance		11,890		-	11,890		-	11,890
Equipment / Furniture				-			-	
Security		2,464		-	2,464		-	2,464
Utilities		16,836		-	16,836		-	16,836
TOTAL FACILITY OPERATION & MAINTENANCE	-	138,695	-	-	138,695	-	-	138,695
DEPRECIATION & AMORTIZATION				-			-	
RESERVES / CONTINGENCY				-			-	

BRONX CHARTER SCHOOL FOR EXCELLENCE 2
Budget / Operating Plan
2017-18

Total Revenue	-	848,501	-	-	880,583	-	-	880,583
Total Expenses	-	610,670	-	-	848,703	-	-	793,981
Net Income	-	237,831	-	-	31,880	-	-	86,602
Actual Student Enrollment	118	177	-	-	177	-	-	177
	Prior Year Actual	1st Quarter - 7/1 - 9/30			2nd Quarter - 10/1 - 12/31			3rd C
	2016-17	Original	Revised		Original	Revised		Original
	Revenue Per	Budget	Budget	Variance	Budget	Budget	Variance	Budget
	Pupil							
TOTAL EXPENSES	-	<u>610,670</u>	-	-	<u>848,703</u>	-	-	<u>793,981</u>
NET INCOME	-	<u>237,831</u>	-	-	<u>31,880</u>	-	-	<u>86,602</u>

		BRONX CHARTER SCHOOL FOR EXCELLENCE 2 Budget / Operating Plan 2017-18							
Total Revenue	-	848,501	-	-	880,583	-	-	880,583	
Total Expenses	-	610,670	-	-	848,703	-	-	793,984 C	
Net Income	-	237,831	-	-	31,880	-	-	86,602	
Actual Student Enrollment	118	177	-	-	177	-	-	177	
	Prior Year Actual 2016-17 Revenue Per Pupil	1st Quarter - 7/1 - 9/30			2nd Quarter - 10/1 - 12/31			3rd Q	
		Original Budget	Revised Budget	Variance	Original Budget	Revised Budget	Variance	Original Budget	
ENROLLMENT - *School Districts Are Linked To Above Entries*									
Number of Districts:	1	1	-	-	1	-	-	1	
NYC CHANCELLOR'S OFFICE	118	177	-	-	177	-	-	177	
-	-	-	-	-	-	-	-	-	
-	-	-	-	-	-	-	-	-	
-	-	-	-	-	-	-	-	-	
-	-	-	-	-	-	-	-	-	
-	-	-	-	-	-	-	-	-	
-	-	-	-	-	-	-	-	-	
-	-	-	-	-	-	-	-	-	
-	-	-	-	-	-	-	-	-	
-	-	-	-	-	-	-	-	-	
-	-	-	-	-	-	-	-	-	
-	-	-	-	-	-	-	-	-	
-	-	-	-	-	-	-	-	-	
-	-	-	-	-	-	-	-	-	
-	-	-	-	-	-	-	-	-	
-	-	-	-	-	-	-	-	-	
ALL OTHER School Districts: (Weighted Avg)	-	-	-	-	-	-	-	-	
TOTAL ENROLLMENT	118	177	-	-	177	-	-	177	
REVENUE PER PUPIL	-	4,794	-	-	4,975	-	-	4,975	
EXPENSES PER PUPIL	-	3,450	-	-	4,795	-	-	4,486	

Total Revenue	-	-	955,501	-	-
Total Expenses	-	-	1,050,515	-	-
Net Income	-	-	(95,013)	-	-
Actual Student Enrollment	-	-	177	-	-
	Quarter - 1/1 - 3/31		4th Quarter - 4/1 - 6/30		
	Revised Budget	Variance	Original Budget	Revised Budget	Variance
Charter School Program (CSP) Planning & Implementation		-	113,488		-
Other		-			-
Other		=			=
TOTAL REVENUE FROM FEDERAL SOURCES	-	-	139,703	-	-
LOCAL and OTHER REVENUE					
Contributions and Donations		-			-
Fundraising		-			-
Erate Reimbursement		-			-
Earnings on Investments		-			-
Interest Income		-			-
Food Service (Income from meals)		-			-
Text Book		-	14,868		-
OTHER		=			=
TOTAL REVENUE FROM LOCAL and OTHER SOURCES	-	-	14,868	-	-
TOTAL REVENUE	-	-	955,501	-	-

Total Revenue		-	-	955,501	-
Total Expenses		-	-	1,050,515	-
Net Income		-	-	(95,013)	-
Actual Student Enrollment		-	-	177	-
		Quarter - 1/1 - 3/31		4th Quarter - 4/1 - 6/30	
		Revised Budget	Variance	Original Budget	Revised Budget
				Variance	
EXPENSES					
ADMINISTRATIVE STAFF PERSONNEL COSTS		Avg. No. of Positions			
Executive Management	-		-		-
Instructional Management	2.00		-	66,750	-
Deans, Directors & Coordinators	-		-		-
CFO / Director of Finance	-		-		-
Operation / Business Manager	1.00		-	17,500	-
Administrative Staff	2.00		-	21,368	-
TOTAL ADMINISTRATIVE STAFF	5.00	-	-	105,618	-
INSTRUCTIONAL PERSONNEL COSTS					
Teachers - Regular	7.00		-	171,951	-
Teachers - SPED	3.00		-	75,000	-
Substitute Teachers	-		-		-
Teaching Assistants	5.00		-	84,333	-
Specialty Teachers	2.00		-	45,220	-
Aides	1.00		-	17,167	-
Therapists & Counselors	1.00		-	25,000	-
Other	-		-		-
TOTAL INSTRUCTIONAL	19.00	-	-	418,671	-
NON-INSTRUCTIONAL PERSONNEL COSTS					
Nurse	-		-		-
Librarian	-		-		-
Custodian	1.00		-	13,750	-
Security	-		-		-
Other	-		-		-
TOTAL NON-INSTRUCTIONAL	1.00	-	-	13,750	-
SUBTOTAL PERSONNEL SERVICE COSTS					
	25.00	-	-	538,038	-
PAYROLL TAXES AND BENEFITS					
Payroll Taxes			-	41,160	-
Fringe / Employee Benefits			-	82,641	-

Total Revenue		-	-	955,501	-	-
Total Expenses		-	-	1,050,515	-	-
Net Income		-	-	(95,013)	-	-
Actual Student Enrollment		-	-	177	-	-
		Quarter - 1/1 - 3/31			4th Quarter - 4/1 - 6/30	
		Revised Budget	Variance	Original Budget	Revised Budget	Variance
Retirement / Pension			-	<u>45,968</u>		-
TOTAL PAYROLL TAXES AND BENEFITS		-	-	169,768	-	-
TOTAL PERSONNEL SERVICE COSTS			-	<u>707,807</u>	-	-
CONTRACTED SERVICES			-			-
Accounting / Audit			-	6,335		-
Legal			-			-
Management Company Fee			-	86,743		-
Nurse Services			-			-
Food Service / School Lunch			-			-
Payroll Services			-	6,810		-
Special Ed Services			-			-
Titlement Services (i.e. Title I)			-			-
Other Purchased / Professional / Consulting			-	<u>21,459</u>		-
TOTAL CONTRACTED SERVICES		-	-	<u>121,347</u>	-	-

Total Revenue	-	-	955,501	-	-
Total Expenses	-	-	1,050,515	-	-
Net Income	-	-	(95,013)	-	-
Actual Student Enrollment	-	-	177	-	-
	Quarter - 1/1 - 3/31		4th Quarter - 4/1 - 6/30		
	Revised Budget	Variance	Original Budget	Revised Budget	Variance
SCHOOL OPERATIONS					
Board Expenses		-			-
Classroom / Teaching Supplies & Materials		-	6,195		-
Special Ed Supplies & Materials		-			-
Textbooks / Workbooks		-	23,881		-
Supplies & Materials other		-			-
Equipment / Furniture		-			-
Telephone		-	1,931		-
Technology		-			-
Student Testing & Assessment		-	3,398		-
Field Trips		-	3,098		-
Transportation (student)		-			-
Student Services - other		-	5,200		-
Office Expense		-	8,787		-
Staff Development		-	4,764		-
Staff Recruitment		-			-
Student Recruitment / Marketing		-	1,030		-
School Meals / Lunch		-	7,080		-
Travel (Staff)		-	1,931		-
Fundraising		-			-
Other		-	188		-
TOTAL SCHOOL OPERATIONS	-	-	67,482	-	-
FACILITY OPERATION & MAINTENANCE					
Insurance		-	3,743		-
Janitorial		-	18,761		-
Building and Land Rent / Lease / Facility Finance Interest		-	85,002		-
Repairs & Maintenance		-	11,890		-
Equipment / Furniture		-			-
Security		-	2,464		-
Utilities		-	16,834		-
TOTAL FACILITY OPERATION & MAINTENANCE	-	-	138,693	-	-
DEPRECIATION & AMORTIZATION		-	15,187		-
RESERVES / CONTINGENCY		-			-

Total Revenue	-	-	955,501	-	-
Total Expenses	-	-	1,050,515	-	-
Net Income	-	-	(95,013)	-	-
Actual Student Enrollment	-	-	177	-	-
	Quarter - 1/1 - 3/31		4th Quarter - 4/1 - 6/30		
	Revised Budget	Variance	Original Budget	Revised Budget	Variance
TOTAL EXPENSES	-	-	<u>1,050,515</u>	-	-
NET INCOME	-	-	<u>(95,013)</u>	-	-

BRONX CHARTER SCHOOL FOR EXCELLENCE 2
Budget / Operating Plan

2017-18

Total Revenue	3,565,169	3,565,169	-	3,565,169	3,565,169
Total Expenses	3,303,869	3,303,869	-	(3,303,869)	(3,303,869)
Net Income	261,300	261,300	-	261,300	261,300
Actual Student Enrollment					
	Total Year			VARIANCE	
	Original Budget	Revised Budget	Variance	Original Budget vs. PY Budget	Revised Budget vs. PY Budget
Charter School Program (CSP) Planning & Implementation	425,581	425,581	-	425,581	425,581
Other	-	-	-	-	-
Other	-	-	-	-	-
TOTAL REVENUE FROM FEDERAL SOURCES	492,605	492,605	-	492,605	492,605
LOCAL and OTHER REVENUE					
Contributions and Donations	-	-	-	-	-
Fundraising	-	-	-	-	-
Erate Reimbursement	-	-	-	-	-
Earnings on Investments	-	-	-	-	-
Interest Income	-	-	-	-	-
Food Service (Income from meals)	-	-	-	-	-
Text Book	14,868	14,868	-	14,868	14,868
OTHER	-	-	-	-	-
TOTAL REVENUE FROM LOCAL and OTHER SOURCES	14,868	14,868	-	14,868	14,868
TOTAL REVENUE	3,565,169	3,565,169	-	3,565,169	3,565,169

DESCRIPTION OF ASSUMPTIONS

FAMIS

BRONX CHARTER SCHOOL FOR EXCELLENCE 2
Budget / Operating Plan

2017-18

Total Revenue	3,565,169	3,565,169	-	3,565,169	3,565,169
Total Expenses	3,303,869	3,303,869	-	(3,303,869)	(3,303,869)
Net Income	261,300	261,300	-	261,300	261,300
Actual Student Enrollment					

	Total Year			VARIANCE	
	Original Budget	Revised Budget	Variance	Original Budget vs. PY Budget	Revised Budget vs. PY Budget

DESCRIPTION OF ASSUMPTIONS

EXPENSES

ADMINISTRATIVE STAFF PERSONNEL COSTS

Avg. No. of Positions

Executive Management	-	-	-	-	-
Instructional Management	2.00	267,000	267,000	(267,000)	(267,000)
Deans, Directors & Coordinators	-	-	-	-	-
CFO / Director of Finance	-	-	-	-	-
Operation / Business Manager	1.00	70,000	70,000	(70,000)	(70,000)
Administrative Staff	2.00	85,470	85,470	(85,470)	(85,470)
TOTAL ADMINISTRATIVE STAFF	5.00	422,470	422,470	(422,470)	(422,470)

Principles & Assistant Principals
Director of Placement

Office & Academic Assitants

INSTRUCTIONAL PERSONNEL COSTS

Teachers - Regular	7.00	412,683	412,683	(412,683)	(412,683)
Teachers - SPED	3.00	180,000	180,000	(180,000)	(180,000)
Substitute Teachers	-	-	-	-	-
Teaching Assistants	5.00	202,400	202,400	(202,400)	(202,400)
Specialty Teachers	2.00	108,527	108,527	(108,527)	(108,527)
Aides	1.00	41,200	41,200	(41,200)	(41,200)
Therapists & Counselors	1.00	60,000	60,000	(60,000)	(60,000)
Other	-	50,000	50,000	(50,000)	(50,000)
TOTAL INSTRUCTIONAL	19.00	1,054,810	1,054,810	(1,054,810)	(1,054,810)

Includes Saturday Stipends

Social Workers
Bonuses

NON-INSTRUCTIONAL PERSONNEL COSTS

Nurse	-	-	-	-	-
Librarian	-	-	-	-	-
Custodian	1.00	55,000	55,000	(55,000)	(55,000)
Security	-	-	-	-	-
Other	-	-	-	-	-
TOTAL NON-INSTRUCTIONAL	1.00	55,000	55,000	(55,000)	(55,000)

SUBTOTAL PERSONNEL SERVICE COSTS

25.00	1,532,280	1,532,280	-	(1,532,280)	(1,532,280)
-------	-----------	-----------	---	-------------	-------------

PAYROLL TAXES AND BENEFITS

Payroll Taxes		117,219	117,219	-	(117,219)	(117,219)
Fringe / Employee Benefits		330,562	330,562	-	(330,562)	(330,562)

BRONX CHARTER SCHOOL FOR EXCELLENCE 2
Budget / Operating Plan
2017-18

	Total Year			VARIANCE	
	Original Budget	Revised Budget	Variance	Original Budget vs. PY Budget	Revised Budget vs. PY Budget
Total Revenue	3,565,169	3,565,169	-	3,565,169	3,565,169
Total Expenses	3,303,869	3,303,869	-	(3,303,869)	(3,303,869)
Net Income	261,300	261,300	-	261,300	261,300
Actual Student Enrollment					
Retirement / Pension	45,968	45,968	-	(45,968)	(45,968)
TOTAL PAYROLL TAXES AND BENEFITS	493,749	493,749	-	(493,749)	(493,749)
TOTAL PERSONNEL SERVICE COSTS	2,026,029	2,026,029	-	(2,026,029)	(2,026,029)
CONTRACTED SERVICES					
Accounting / Audit	25,338	25,338	-	(25,338)	(25,338)
Legal	-	-	-	-	-
Management Company Fee	346,972	346,972	-	(346,972)	(346,972)
Nurse Services	-	-	-	-	-
Food Service / School Lunch	-	-	-	-	-
Payroll Services	27,241	27,241	-	(27,241)	(27,241)
Special Ed Services	-	-	-	-	-
Titlement Services (i.e. Title I)	-	-	-	-	-
Other Purchased / Professional / Consulting	85,836	85,836	-	(85,836)	(85,836)
TOTAL CONTRACTED SERVICES	485,387	485,387	-	(485,387)	(485,387)

DESCRIPTION OF ASSUMPTIONS

25.00

BRONX CHARTER SCHOOL FOR EXCELLENCE 2
Budget / Operating Plan

2017-18

Total Revenue	3,565,169	3,565,169	-	3,565,169	3,565,169
Total Expenses	3,303,869	3,303,869	-	(3,303,869)	(3,303,869)
Net Income	261,300	261,300	-	261,300	261,300
Actual Student Enrollment					

	Total Year			VARIANCE	
	Original Budget	Revised Budget	Variance	Original Budget vs. PY Budget	Revised Budget vs. PY Budget

DESCRIPTION OF ASSUMPTIONS

SCHOOL OPERATIONS

Board Expenses	-	-	-	-	-
Classroom / Teaching Supplies & Materials	30,975	30,975	-	(30,975)	(30,975)
Special Ed Supplies & Materials	-	-	-	-	-
Textbooks / Workbooks	50,918	50,918	-	(50,918)	(50,918)
Supplies & Materials other	-	-	-	-	-
Equipment / Furniture	-	-	-	-	-
Telephone	7,725	7,725	-	(7,725)	(7,725)
Technology	-	-	-	-	-
Student Testing & Assessment	12,744	12,744	-	(12,744)	(12,744)
Field Trips	8,850	8,850	-	(8,850)	(8,850)
Transportation (student)	-	-	-	-	-
Student Services - other	17,930	17,930	-	(17,930)	(17,930)
Office Expense	35,149	35,149	-	(35,149)	(35,149)
Staff Development	19,055	19,055	-	(19,055)	(19,055)
Staff Recruitment	-	-	-	-	-
Student Recruitment / Marketing	4,118	4,118	-	(4,118)	(4,118)
School Meals / Lunch	26,550	26,550	-	(26,550)	(26,550)
Travel (Staff)	7,725	7,725	-	(7,725)	(7,725)
Fundraising	-	-	-	-	-
Other	750	750	-	(750)	(750)
TOTAL SCHOOL OPERATIONS	222,489	222,489	-	(222,489)	(222,489)

Bank Interest

FACILITY OPERATION & MAINTENANCE

Insurance	14,970	14,970	-	(14,970)	(14,970)
Janitorial	75,045	75,045	-	(75,045)	(75,045)
Building and Land Rent / Lease / Facility Finance Interest	340,008	340,008	-	(340,008)	(340,008)
Repairs & Maintenance	47,558	47,558	-	(47,558)	(47,558)
Equipment / Furniture	-	-	-	-	-
Security	9,855	9,855	-	(9,855)	(9,855)
Utilities	67,341	67,341	-	(67,341)	(67,341)
TOTAL FACILITY OPERATION & MAINTENANCE	554,777	554,777	-	(554,777)	(554,777)

includes ground maintenance & snow removal, Equip. rental, Relocation Moving exp

includes Water and Sewer

DEPRECIATION & AMORTIZATION

	15,187	15,187	-	(15,187)	(15,187)
--	--------	--------	---	----------	----------

RESERVES / CONTINGENCY

	-	-	-	-	-
--	---	---	---	---	---

BRONX CHARTER SCHOOL FOR EXCELLENCE 2
Budget / Operating Plan

2017-18

Total Revenue	3,565,169	3,565,169	-	3,565,169	3,565,169
Total Expenses	3,303,869	3,303,869	-	(3,303,869)	(3,303,869)
Net Income	261,300	261,300	-	261,300	261,300
Actual Student Enrollment					
	Total Year			VARIANCE	
	Original Budget	Revised Budget	Variance	Original Budget vs. PY Budget	Revised Budget vs. PY Budget
TOTAL EXPENSES	3,303,869	3,303,869	-	(3,303,869)	(3,303,869)
NET INCOME	261,300	261,300	-	261,300	261,300

DESCRIPTION OF ASSUMPTIONS

BRONX CHARTER SCHOOL FOR EXCELLENCE 2
Budget / Operating Plan

2017-18

Total Revenue	3,565,169	3,565,169	-	3,565,169	3,565,169
Total Expenses	3,303,869	3,303,869	-	(3,303,869)	(3,303,869)
Net Income	261,300	261,300	-	261,300	261,300
Actual Student Enrollment					

Total Year

VARIANCE

Original Budget	Revised Budget	Variance	Original Budget vs. PY Budget	Revised Budget vs. PY Budget
----------------------------	---------------------------	-----------------	--	---

DESCRIPTION OF ASSUMPTIONS

ENROLLMENT - *School Districts Are Linked To Above Entries*

Number of Districts:

NYC CHANCELLOR'S OFFICE

-
-
-
-
-
-
-
-
-
-
-
-
-
-
-
-
-
-
-
-

ALL OTHER School Districts: (Weighted Avg)

TOTAL ENROLLMENT

REVENUE PER PUPIL

EXPENSES PER PUPIL

BRONX CHARTER SCHOOL FOR EXCELLENCE 2

**DO NOT ENTER BALANCE SHEET DATA ON THIS
TEMPLATE**

**BALANCE SHEET
2017-18**

Balance sheet data should for the Ed Corp:
Bronx Charter School for Excellence
should be entered on the template for
Bronx Charter School for Excellence.

	<u>Prior Year</u>	Q1	Q2	Q3	Q4
	<u>2016-17</u>	<u>As of 9/30</u>	<u>As of 12/31</u>	<u>As of 3/31</u>	<u>As of 6/30</u>
<u>ASSETS</u>					
<u>CURRENT ASSETS</u>					
Cash and cash equivalents	-	-	-	-	-
Grants and contracts receivable	-	-	-	-	-
Accounts receivables	-	-	-	-	-
Prepaid Expenses	-	-	-	-	-
Contributions and other receivables	-	-	-	-	-
TOTAL CURRENT ASSETS	-	-	-	-	-
<u>PROPERTY, BUILDING AND EQUIPMENT, net</u>	-	-	-	-	-
<u>OTHER ASSETS</u>	-	-	-	-	-
TOTAL ASSETS	-	-	-	-	-
<u>LIABILITIES AND NET ASSETS</u>					
<u>CURRENT LIABILITIES</u>					
Accounts payable and accrued expenses	-	-	-	-	-
Accrued payroll and benefits	-	-	-	-	-
Deferred Revenue	-	-	-	-	-
Current maturities of long-term debt	-	-	-	-	-
Short Term Debt - Bonds, Notes Payable	-	-	-	-	-
Other	-	-	-	-	-
TOTAL CURRENT LIABILITIES	-	-	-	-	-
<u>LONG-TERM DEBT and NOTES PAYABLE, net current maturities</u>	-	-	-	-	-
TOTAL LIABILITIES	-	-	-	-	-
<u>NET ASSETS</u>					
Unrestricted	-	-	-	-	-
Temporarily restricted	-	-	-	-	-
TOTAL NET ASSETS	-	-	-	-	-
TOTAL LIABILITIES AND NET ASSETS	-	-	-	-	-

BRONX CHARTER SCHOOL FOR E
Budget / Operating Pla

2017-18

Total Revenue	-	848,501	-	-	880,583	-	-
Total Expenses	-	610,670	-	-	848,703	-	-
Net Income	-	237,831	-	-	31,880	-	-
Actual Student Enrollment	-	177	-	-	177	-	-

	1st Quarter - 7/1 - 9/30			2nd Quarter - 10/1 - 12/31			3rd Q
		Current Budget	Variance		Current Budget	Variance	Actual
	Actual			Actual			
*NOTE: Enrollment, Revenue and Expenditure Data IN the 'Total and Variance Analysis' Section is Based on LAST ACTUAL Quarter Completed							
Other		-	-		-	-	
TOTAL REVENUE FROM FEDERAL SOURCES	-	96,246	-	-	128,328	-	-
LOCAL and OTHER REVENUE							
Contributions and Donations		-	-		-	-	
Fundraising		-	-		-	-	
Erate Reimbursement		-	-		-	-	
Earnings on Investments		-	-		-	-	
Interest Income		-	-		-	-	
Food Service (Income from meals)		-	-		-	-	
Text Book		-	-		-	-	
OTHER		-	-		-	-	
TOTAL REVENUE FROM LOCAL and OTHER SOURCES	-	-	-	-	-	-	-
TOTAL REVENUE	-	848,501	-	-	880,583	-	-

BRONX CHARTER SCHOOL FOR E
Budget / Operating Pla

2017-18

Total Revenue	-	848,501	-	-	880,583	-	-
Total Expenses	-	610,670	-	-	848,703	-	-
Net Income	-	237,831	-	-	31,880	-	-
Actual Student Enrollment	-	177	-	-	177	-	-

*NOTE: Enrollment, Revenue and Expenditure Data IN the 'Total and Variance Analysis' Section is Based on LAST ACTUAL Quarter Completed	1st Quarter - 7/1 - 9/30			2nd Quarter - 10/1 - 12/31			3rd Q
	Actual	Current Budget	Variance	Actual	Current Budget	Variance	Actual

EXPENSES

Quarter 0

No. of Positions

ADMINISTRATIVE STAFF PERSONNEL COSTS

Executive Management	-	-	-	-	-	-	-
Instructional Management	-	66,750	-	-	66,750	-	-
Deans, Directors & Coordinators	-	-	-	-	-	-	-
CFO / Director of Finance	-	-	-	-	-	-	-
Operation / Business Manager	-	17,500	-	-	17,500	-	-
Administrative Staff	-	21,368	-	-	21,368	-	-
TOTAL ADMINISTRATIVE STAFF	-	105,618	-	-	105,618	-	-

INSTRUCTIONAL PERSONNEL COSTS

Teachers - Regular	-	34,390	-	-	103,171	-	-
Teachers - SPED	-	15,000	-	-	45,000	-	-
Substitute Teachers	-	-	-	-	-	-	-
Teaching Assistants	-	16,867	-	-	50,600	-	-
Specialty Teachers	-	9,044	-	-	27,132	-	-
Aides	-	3,433	-	-	10,300	-	-
Therapists & Counselors	-	5,000	-	-	15,000	-	-
Other	-	-	-	-	50,000	-	-
TOTAL INSTRUCTIONAL	-	83,734	-	-	301,202	-	-

NON-INSTRUCTIONAL PERSONNEL COSTS

Nurse	-	-	-	-	-	-	-
Librarian	-	-	-	-	-	-	-
Custodian	-	13,750	-	-	13,750	-	-
Security	-	-	-	-	-	-	-
Other	-	-	-	-	-	-	-
TOTAL NON-INSTRUCTIONAL	-	13,750	-	-	13,750	-	-

SUBTOTAL PERSONNEL SERVICE COSTS

	-	203,102	-	-	420,570	-	-
--	---	---------	---	---	---------	---	---

PAYROLL TAXES AND BENEFITS

Payroll Taxes	-	15,537	-	-	32,174	-	-
Fringe / Employee Benefits	-	82,641	-	-	82,641	-	-
Retirement / Pension	-	-	-	-	-	-	-
TOTAL PAYROLL TAXES AND BENEFITS	-	98,178	-	-	114,814	-	-

TOTAL PERSONNEL SERVICE COSTS

	-	301,279	-	-	535,384	-	-
--	---	---------	---	---	---------	---	---

BRONX CHARTER SCHOOL FOR E
Budget / Operating Pla

2017-18

Total Revenue	-	848,501	-	-	880,583	-	-
Total Expenses	-	610,670	-	-	848,703	-	-
Net Income	-	237,831	-	-	31,880	-	-
Actual Student Enrollment	-	177	-	-	177	-	-

*NOTE: Enrollment, Revenue and Expenditure Data IN the 'Total and Variance Analysis' Section is Based on LAST ACTUAL Quarter Completed	1st Quarter - 7/1 - 9/30			2nd Quarter - 10/1 - 12/31			3rd Q
	Actual	Current Budget	Variance	Actual	Current Budget	Variance	Actual
	CONTRACTED SERVICES						
Accounting / Audit		6,335	-		6,335	-	
Legal		-	-		-	-	
Management Company Fee		86,743	-		86,743	-	
Nurse Services		-	-		-	-	
Food Service / School Lunch		-	-		-	-	
Payroll Services		6,810	-		6,810	-	
Special Ed Services		-	-		-	-	
Titlement Services (i.e. Title I)		-	-		-	-	
Other Purchased / Professional / Consulting		21,459	-		21,459	-	
TOTAL CONTRACTED SERVICES	-	121,347	-	-	121,347	-	-

BRONX CHARTER SCHOOL FOR E
Budget / Operating Pla

2017-18

Total Revenue	-	848,501	-	-	880,583	-	-
Total Expenses	-	610,670	-	-	848,703	-	-
Net Income	-	237,831	-	-	31,880	-	-
Actual Student Enrollment	-	177	-	-	177	-	-

*NOTE: Enrollment, Revenue and Expenditure Data IN the 'Total and Variance Analysis' Section is Based on LAST ACTUAL Quarter Completed	1st Quarter - 7/1 - 9/30			2nd Quarter - 10/1 - 12/31			3rd Q
	Actual	Current Budget	Variance	Actual	Current Budget	Variance	Actual
	SCHOOL OPERATIONS						
Board Expenses		-	-		-	-	
Classroom / Teaching Supplies & Materials		9,293	-		7,744	-	
Special Ed Supplies & Materials		-	-		-	-	
Textbooks / Workbooks		9,013	-		9,013	-	
Supplies & Materials other		-	-		-	-	
Equipment / Furniture		-	-		-	-	
Telephone		1,931	-		1,931	-	
Technology		-	-		-	-	
Student Testing & Assessment		2,549	-		3,398	-	
Field Trips		1,328	-		2,213	-	
Transportation (student)		-	-		-	-	
Student Services - other		3,227	-		5,200	-	
Office Expense		8,787	-		8,787	-	
Staff Development		4,764	-		4,764	-	
Staff Recruitment		-	-		-	-	
Student Recruitment / Marketing		1,030	-		1,030	-	
School Meals / Lunch		5,310	-		7,080	-	
Travel (Staff)		1,931	-		1,931	-	
Fundraising		-	-		-	-	
Other		<u>188</u>	-		<u>188</u>	-	
TOTAL SCHOOL OPERATIONS	-	49,349	-	-	53,277	-	-
FACILITY OPERATION & MAINTENANCE							
Insurance		3,743	-		3,743	-	
Janitorial		18,761	-		18,761	-	
Building and Land Rent / Lease / Facility Finance Interest		85,002	-		85,002	-	
Repairs & Maintenance		11,890	-		11,890	-	
Equipment / Furniture		-	-		-	-	
Security		2,464	-		2,464	-	
Utilities		<u>16,836</u>	-		<u>16,836</u>	-	
TOTAL FACILITY OPERATION & MAINTENANCE	-	138,695	-	-	138,695	-	-
DEPRECIATION & AMORTIZATION		-	-		-	-	
RESERVES / CONTINGENCY		-	-		-	-	
TOTAL EXPENSES	-	610,670	-	-	848,703	-	-

BRONX CHARTER SCHOOL FOR E
Budget / Operating Pla

2017-18

Total Revenue	-	848,501	-	-	880,583	-	-
Total Expenses	-	610,670	-	-	848,703	-	-
Net Income	-	237,831	-	-	31,880	-	-
Actual Student Enrollment	-	177	-	-	177	-	-

*NOTE: Enrollment, Revenue and Expenditure Data IN the 'Total and Variance Analysis' Section is Based on LAST ACTUAL Quarter Completed	1st Quarter - 7/1 - 9/30			2nd Quarter - 10/1 - 12/31			3rd Q
	Actual	Current Budget	Variance	Actual	Current Budget	Variance	Actual
NET INCOME	-	237,831	-	-	31,880	-	-

XCELLENCE 2

n

Total Revenue	880,583	-	-	955,501	-
Total Expenses	793,981	-	-	1,050,515	-
Net Income	86,602	-	-	(95,013)	-
Actual Student Enrollment	177	-	-	177	-

<p>*NOTE: Enrollment, Revenue and Expenditure Data IN the 'Total and Variance Analysis' Section is Based on LAST ACTUAL Quarter Completed</p>	Quarter - 1/1 - 3/31		4th Quarter - 4/1 - 6/30		
	Current Budget	Variance	Actual	Current Budget	Variance

REVENUE

REVENUES FROM STATE SOURCES

Per Pupil Revenue

CY Per Pupil Rate

NYC CHANCELLOR'S OFFICE

14,527

-

-

-

-

-

-

-

-

-

-

-

-

-

-

-

-

-

-

-

-

-

-

-

-

-

-

-

-

-

-

-

-

-

-

-

-

-

-

-

-

-

-

-

-

-

-

-

-

-

-

-

-

-

-

-

-

-

-

-

-

-

-

-

-

-

-

-

-

-

-

ALL OTHER School Districts: (Count = 0)

TOTAL Per Pupil Revenue (Weighted Average Per Pupil Funding)

14,527

Special Education Revenue

24,434

Grants

Stimulus

DYCD (Department of Youth and Community Development)

Other

NYC DoE Rental Assistance

85,002

Other

48,675

TOTAL REVENUE FROM STATE SOURCES

752,255

REVENUE FROM FEDERAL FUNDING

IDEA Special Needs

-

Title I

13,381

Title Funding - Other

1,458

School Food Service (Free Lunch)

-

Grants

Charter School Program (CSP) Planning & Implementation

113,488

Other

-

XCELLENCE 2

n

Total Revenue	880,583	-	-	955,501	-
Total Expenses	793,981	-	-	1,050,515	-
Net Income	86,602	-	-	(95,013)	-
Actual Student Enrollment	177	-	-	177	-
	Quarter - 1/1 - 3/31		4th Quarter - 4/1 - 6/30		
*NOTE: Enrollment, Revenue and Expenditure Data IN the 'Total and Variance Analysis' Section is Based on LAST ACTUAL Quarter Completed	Current			Current	
	Budget	Variance	Actual	Budget	Variance
Other	-	-		-	-
TOTAL REVENUE FROM FEDERAL SOURCES	128,328	-	-	139,703	-
LOCAL and OTHER REVENUE					
Contributions and Donations	-	-		-	-
Fundraising	-	-		-	-
Erate Reimbursement	-	-		-	-
Earnings on Investments	-	-		-	-
Interest Income	-	-		-	-
Food Service (Income from meals)	-	-		-	-
Text Book	-	-		14,868	-
OTHER	-	-		-	-
TOTAL REVENUE FROM LOCAL and OTHER SOURCES	-	-	-	14,868	-
TOTAL REVENUE	880,583	-	-	955,501	-

XCELLENCE 2

n

Total Revenue	880,583	-	-	955,501	-
Total Expenses	793,981	-	-	1,050,515	-
Net Income	86,602	-	-	(95,013)	-
Actual Student Enrollment	177	-	-	177	-

<p>*NOTE: Enrollment, Revenue and Expenditure Data IN the 'Total and Variance Analysis' Section is Based on LAST ACTUAL Quarter Completed</p>	Quarter - 1/1 - 3/31		4th Quarter - 4/1 - 6/30		
	Current Budget	Variance	Actual	Current Budget	Variance

EXPENSES

ADMINISTRATIVE STAFF PERSONNEL COSTS

	Quarter 0 No. of Positions				
Executive Management	-	-		-	-
Instructional Management	-	66,750	-	66,750	-
Deans, Directors & Coordinators	-	-		-	-
CFO / Director of Finance	-	-		-	-
Operation / Business Manager	-	17,500	-	17,500	-
Administrative Staff	-	21,368	-	21,368	-
TOTAL ADMINISTRATIVE STAFF	-	105,618	-	105,618	-

INSTRUCTIONAL PERSONNEL COSTS

Teachers - Regular	-	103,171	-	171,951	-
Teachers - SPED	-	45,000	-	75,000	-
Substitute Teachers	-	-		-	-
Teaching Assistants	-	50,600	-	84,333	-
Specialty Teachers	-	27,132	-	45,220	-
Aides	-	10,300	-	17,167	-
Therapists & Counselors	-	15,000	-	25,000	-
Other	-	-		-	-
TOTAL INSTRUCTIONAL	-	251,202	-	418,671	-

NON-INSTRUCTIONAL PERSONNEL COSTS

Nurse	-	-		-	-
Librarian	-	-		-	-
Custodian	-	13,750	-	13,750	-
Security	-	-		-	-
Other	-	-		-	-
TOTAL NON-INSTRUCTIONAL	-	13,750	-	13,750	-

SUBTOTAL PERSONNEL SERVICE COSTS

PAYROLL TAXES AND BENEFITS

Payroll Taxes		28,349	-	41,160	-
Fringe / Employee Benefits		82,641	-	82,641	-
Retirement / Pension		-		45,968	-
TOTAL PAYROLL TAXES AND BENEFITS		110,989	-	169,768	-
TOTAL PERSONNEL SERVICE COSTS		481,559	-	707,807	-

XCELLENCE 2

n

Total Revenue	880,583	-	-	955,501	-
Total Expenses	793,981	-	-	1,050,515	-
Net Income	86,602	-	-	(95,013)	-
Actual Student Enrollment	177	-	-	177	-

*NOTE: Enrollment, Revenue and Expenditure Data IN the 'Total and Variance Analysis' Section is Based on LAST ACTUAL Quarter Completed	Quarter - 1/1 - 3/31			4th Quarter - 4/1 - 6/30		
	XCELLENCE 2					
	n	Current Budget	Variance	Actual	Current Budget	Variance
CONTRACTED SERVICES						
Accounting / Audit	6,335	-		6,335	-	
Legal	-	-		-	-	
Management Company Fee	86,743	-		86,743	-	
Nurse Services	-	-		-	-	
Food Service / School Lunch	-	-		-	-	
Payroll Services	6,810	-		6,810	-	
Special Ed Services	-	-		-	-	
Titlement Services (i.e. Title I)	-	-		-	-	
Other Purchased / Professional / Consulting	21,459	-		21,459	-	
TOTAL CONTRACTED SERVICES	121,347	-		121,347	-	

XCELLENCE 2

n

Total Revenue	880,583	-	-	955,501	-
Total Expenses	793,981	-	-	1,050,515	-
Net Income	86,602	-	-	(95,013)	-
Actual Student Enrollment	177	-	-	177	-

<p>*NOTE: Enrollment, Revenue and Expenditure Data IN the 'Total and Variance Analysis' Section is Based on LAST ACTUAL Quarter Completed</p>	Quarter - 1/1 - 3/31		4th Quarter - 4/1 - 6/30		
	Current Budget	Variance	Actual	Current Budget	Variance

SCHOOL OPERATIONS					
Board Expenses	-	-		-	-
Classroom / Teaching Supplies & Materials	7,744	-		6,195	-
Special Ed Supplies & Materials	-	-		-	-
Textbooks / Workbooks	9,013	-		23,881	-
Supplies & Materials other	-	-		-	-
Equipment / Furniture	-	-		-	-
Telephone	1,931	-		1,931	-
Technology	-	-		-	-
Student Testing & Assessment	3,398	-		3,398	-
Field Trips	2,213	-		3,098	-
Transportation (student)	-	-		-	-
Student Services - other	4,303	-		5,200	-
Office Expense	8,787	-		8,787	-
Staff Development	4,764	-		4,764	-
Staff Recruitment	-	-		-	-
Student Recruitment / Marketing	1,030	-		1,030	-
School Meals / Lunch	7,080	-		7,080	-
Travel (Staff)	1,931	-		1,931	-
Fundraising	-	-		-	-
Other	<u>188</u>	-		<u>188</u>	-
TOTAL SCHOOL OPERATIONS	52,381	-	-	67,482	-
FACILITY OPERATION & MAINTENANCE					
Insurance	3,743	-		3,743	-
Janitorial	18,761	-		18,761	-
Building and Land Rent / Lease / Facility Finance Interest	85,002	-		85,002	-
Repairs & Maintenance	11,890	-		11,890	-
Equipment / Furniture	-	-		-	-
Security	2,464	-		2,464	-
Utilities	<u>16,836</u>	-		<u>16,834</u>	-
TOTAL FACILITY OPERATION & MAINTENANCE	138,695	-	-	138,693	-
DEPRECIATION & AMORTIZATION	-	-		15,187	-
RESERVES / CONTINGENCY	-	-		-	-
TOTAL EXPENSES	793,981	-	-	1,050,515	-

XCELLENCE 2					
XCELLENCE 2					
n					
Total Revenue	880,583	-	-	955,501	-
Total Expenses	793,981	-	-	1,050,515	-
Net Income	86,602	-	-	(95,013)	-
Actual Student Enrollment	177	-	-	177	-
*NOTE: Enrollment, Revenue and Expenditure Data IN the 'Total and Variance Analysis' Section is Based on LAST ACTUAL Quarter Completed		Quarter - 1/1 - 3/31		4th Quarter - 4/1 - 6/30	
		Quarter - 1/1 - 3/31			
		Current Budget	Variance	Actual	Current Budget
NET INCOME	86,602	-	-	(95,013)	-

BRONX CHARTER SCHOOL FOR EXCELLENCE
Budget / Operating Plan

	2017-18							
Total Revenue	-	-	-	3,565,169	(3,565,169)	-	-	3,565,169
Total Expenses	-	-	-	3,303,869	3,303,869	-	-	3,303,869
Net Income	-	-	-	261,300	(261,300)	-	-	261,300
Actual Student Enrollment	-	-	-			-	-	

***NOTE: Enrollment, Revenue and Expenditure Data IN the 'Total and Variance Analysis' Section is Based on LAST ACTUAL Quarter Completed**

TOTALS AND VARIANCE ANALYSIS							
Actual	Current Budget (Current Quarter)	Actual vs. Current Budget	Current Budget - TY	Actual vs. Current Budget TY	Original Budget (Current Quarter)	Actual vs. Original Budget	Original Budget -
-	-	-	-	-	-	-	-
-	-	-	492,605	(492,605)	-	-	492,605
LOCAL and OTHER REVENUE							
-	-	-	-	-	-	-	-
-	-	-	-	-	-	-	-
-	-	-	-	-	-	-	-
-	-	-	-	-	-	-	-
-	-	-	-	-	-	-	-
-	-	-	14,868	(14,868)	-	-	14,868
-	-	-	-	-	-	-	-
-	-	-	14,868	(14,868)	-	-	14,868
-	-	-	3,565,169	(3,565,169)	-	-	3,565,169

BRONX CHARTER SCHOOL FOR EXCELLENCE
Budget / Operating Plan

2017-18

Total Revenue	-	-	-	3,565,169	(3,565,169)	-	-	3,565,169
Total Expenses	-	-	-	3,303,869	3,303,869	-	-	3,303,869
Net Income	-	-	-	261,300	(261,300)	-	-	261,300
Actual Student Enrollment	-	-	-			-	-	

***NOTE: Enrollment, Revenue and Expenditure Data IN the 'Total and Variance Analysis' Section is Based on LAST ACTUAL Quarter Completed**

TOTALS AND VARIANCE ANALYSIS

Actual	Current Budget (Current Quarter)	Actual vs. Current Budget	Current Budget - TY	Actual vs. Current Budget TY	Original Budget (Current Quarter)	Actual vs. Original Budget	Original Budget -
---------------	---	----------------------------------	----------------------------	-------------------------------------	--	-----------------------------------	--------------------------

EXPENSES	Quarter 0 No. of Positions	Actual	Current Budget (Current Quarter)	Actual vs. Current Budget	Current Budget - TY	Actual vs. Current Budget TY	Original Budget (Current Quarter)	Actual vs. Original Budget	Original Budget -
ADMINISTRATIVE STAFF PERSONNEL COSTS									
Executive Management	-	-	-	-	-	-	-	-	-
Instructional Management	-	-	-	267,000	267,000	-	-	-	267,000
Deans, Directors & Coordinators	-	-	-	-	-	-	-	-	-
CFO / Director of Finance	-	-	-	-	-	-	-	-	-
Operation / Business Manager	-	-	-	70,000	70,000	-	-	-	70,000
Administrative Staff	-	-	-	85,470	85,470	-	-	-	85,470
TOTAL ADMINISTRATIVE STAFF	-	-	-	422,470	422,470	-	-	-	422,470
INSTRUCTIONAL PERSONNEL COSTS									
Teachers - Regular	-	-	-	412,683	412,683	-	-	-	412,683
Teachers - SPED	-	-	-	180,000	180,000	-	-	-	180,000
Substitute Teachers	-	-	-	-	-	-	-	-	-
Teaching Assistants	-	-	-	202,400	202,400	-	-	-	202,400
Specialty Teachers	-	-	-	108,527	108,527	-	-	-	108,527
Aides	-	-	-	41,200	41,200	-	-	-	41,200
Therapists & Counselors	-	-	-	60,000	60,000	-	-	-	60,000
Other	-	-	-	50,000	50,000	-	-	-	50,000
TOTAL INSTRUCTIONAL	-	-	-	1,054,810	1,054,810	-	-	-	1,054,810
NON-INSTRUCTIONAL PERSONNEL COSTS									
Nurse	-	-	-	-	-	-	-	-	-
Librarian	-	-	-	-	-	-	-	-	-
Custodian	-	-	-	55,000	55,000	-	-	-	55,000
Security	-	-	-	-	-	-	-	-	-
Other	-	-	-	-	-	-	-	-	-
TOTAL NON-INSTRUCTIONAL	-	-	-	55,000	55,000	-	-	-	55,000
SUBTOTAL PERSONNEL SERVICE COSTS	-	-	-	1,532,280	1,532,280	-	-	-	1,532,280
PAYROLL TAXES AND BENEFITS									
Payroll Taxes	-	-	-	117,219	117,219	-	-	-	117,219
Fringe / Employee Benefits	-	-	-	330,562	330,562	-	-	-	330,562
Retirement / Pension	-	-	-	45,968	45,968	-	-	-	45,968
TOTAL PAYROLL TAXES AND BENEFITS	-	-	-	493,749	493,749	-	-	-	493,749
TOTAL PERSONNEL SERVICE COSTS	-	-	-	2,026,029	2,026,029	-	-	-	2,026,029

BRONX CHARTER SCHOOL FOR EXCELLENCE
Budget / Operating Plan

	2017-18							
Total Revenue	-	-	-	3,565,169	(3,565,169)	-	-	3,565,169
Total Expenses	-	-	-	3,303,869	3,303,869	-	-	3,303,869
Net Income	-	-	-	261,300	(261,300)	-	-	261,300
Actual Student Enrollment	-	-	-			-	-	

	TOTALS AND VARIANCE ANALYSIS							
*NOTE: Enrollment, Revenue and Expenditure Data IN the 'Total and Variance Analysis' Section is Based on LAST ACTUAL Quarter Completed	Actual	Current Budget (Current Quarter)	Actual vs. Current Budget	Current Budget - TY	Actual vs. Current Budget TY	Original Budget (Current Quarter)	Actual vs. Original Budget	Original Budget -
CONTRACTED SERVICES								
Accounting / Audit	-	-	-	25,338	25,338	-	-	25,338
Legal	-	-	-	-	-	-	-	-
Management Company Fee	-	-	-	346,972	346,972	-	-	346,972
Nurse Services	-	-	-	-	-	-	-	-
Food Service / School Lunch	-	-	-	-	-	-	-	-
Payroll Services	-	-	-	27,241	27,241	-	-	27,241
Special Ed Services	-	-	-	-	-	-	-	-
Titlement Services (i.e. Title I)	-	-	-	-	-	-	-	-
Other Purchased / Professional / Consulting	-	-	-	85,836	85,836	-	-	85,836
TOTAL CONTRACTED SERVICES	-	-	-	485,387	485,387	-	-	485,387

BRONX CHARTER SCHOOL FOR EXCELLENCE
Budget / Operating Plan

2017-18

Total Revenue	-	-	-	3,565,169	(3,565,169)	-	-	3,565,169
Total Expenses	-	-	-	3,303,869	3,303,869	-	-	3,303,869
Net Income	-	-	-	261,300	(261,300)	-	-	261,300
Actual Student Enrollment	-	-	-			-	-	

***NOTE: Enrollment, Revenue and Expenditure Data IN the 'Total and Variance Analysis' Section is Based on LAST ACTUAL Quarter Completed**

TOTALS AND VARIANCE ANALYSIS

	Actual	Current Budget (Current Quarter)	Actual vs. Current Budget	Current Budget - TY	Actual vs. Current Budget TY	Original Budget (Current Quarter)	Actual vs. Original Budget	Original Budget -
SCHOOL OPERATIONS								
Board Expenses	-	-	-	-	-	-	-	-
Classroom / Teaching Supplies & Materials	-	-	-	30,975	30,975	-	-	30,975
Special Ed Supplies & Materials	-	-	-	-	-	-	-	-
Textbooks / Workbooks	-	-	-	50,918	50,918	-	-	50,918
Supplies & Materials other	-	-	-	-	-	-	-	-
Equipment / Furniture	-	-	-	-	-	-	-	-
Telephone	-	-	-	7,725	7,725	-	-	7,725
Technology	-	-	-	-	-	-	-	-
Student Testing & Assessment	-	-	-	12,744	12,744	-	-	12,744
Field Trips	-	-	-	8,850	8,850	-	-	8,850
Transportation (student)	-	-	-	-	-	-	-	-
Student Services - other	-	-	-	17,930	17,930	-	-	17,930
Office Expense	-	-	-	35,149	35,149	-	-	35,149
Staff Development	-	-	-	19,055	19,055	-	-	19,055
Staff Recruitment	-	-	-	-	-	-	-	-
Student Recruitment / Marketing	-	-	-	4,118	4,118	-	-	4,118
School Meals / Lunch	-	-	-	26,550	26,550	-	-	26,550
Travel (Staff)	-	-	-	7,725	7,725	-	-	7,725
Fundraising	-	-	-	-	-	-	-	-
Other	-	-	-	750	750	-	-	750
TOTAL SCHOOL OPERATIONS	-	-	-	222,489	222,489	-	-	222,489
FACILITY OPERATION & MAINTENANCE								
Insurance	-	-	-	14,970	14,970	-	-	14,970
Janitorial	-	-	-	75,045	75,045	-	-	75,045
Building and Land Rent / Lease / Facility Finance Interest	-	-	-	340,008	340,008	-	-	340,008
Repairs & Maintenance	-	-	-	47,558	47,558	-	-	47,558
Equipment / Furniture	-	-	-	-	-	-	-	-
Security	-	-	-	9,855	9,855	-	-	9,855
Utilities	-	-	-	67,341	67,341	-	-	67,341
TOTAL FACILITY OPERATION & MAINTENANCE	-	-	-	554,777	554,777	-	-	554,777
DEPRECIATION & AMORTIZATION	-	-	-	15,187	15,187	-	-	15,187
RESERVES / CONTINGENCY	-	-	-	-	-	-	-	-
TOTAL EXPENSES	-	-	-	3,303,869	3,303,869	-	-	3,303,869

BRONX CHARTER SCHOOL FOR EXCELLENCE
Budget / Operating Plan

2017-18

Total Revenue	-	-	-	3,565,169	(3,565,169)	-	-	3,565,169
Total Expenses	-	-	-	3,303,869	3,303,869	-	-	3,303,869
Net Income	-	-	-	261,300	(261,300)	-	-	261,300
Actual Student Enrollment	-	-	-			-	-	

TOTALS AND VARIANCE ANALYSIS

*NOTE: Enrollment, Revenue and Expenditure Data IN the 'Total and Variance Analysis' Section is Based on LAST ACTUAL Quarter Completed		Current	Actual		Actual	Original	Actual	
		Budget	vs.	Current	vs.	Budget	vs.	Original
	Actual	(Current	Current	Budget - TY	Current	(Current	Original	Budget -
		Quarter)	Budget		Budget TY	Quarter)	Budget	
NET INCOME	-	-	-	261,300	(261,300)	-	-	261,300

Total Revenue	(3,565,169)	-	-
Total Expenses	3,303,869	-	-
Net Income	(261,300)	-	-
Actual Student Enrollment		-	

*NOTE: Enrollment, Revenue and Expenditure Data IN the 'Total and Variance Analysis' Section is Based on LAST ACTUAL Quarter Completed	Actual vs. Original Budget TY	PY Actual (PY TY / No. of COMPLETED Actual CY	Actual CY vs. Actual PY
---	--	--	--

REVENUE			
REVENUES FROM STATE SOURCES			
Per Pupil Revenue	CY Per Pupil Rate		
NYC CHANCELLOR'S OFFICE	14,527	(2,571,279)	-
-	-	-	-
-	-	-	-
-	-	-	-
-	-	-	-
-	-	-	-
-	-	-	-
-	-	-	-
-	-	-	-
-	-	-	-
-	-	-	-
-	-	-	-
-	-	-	-
-	-	-	-
-	-	-	-
-	-	-	-
-	-	-	-
-	-	-	-
-	-	-	-
-	-	-	-
-	-	-	-
-	-	-	-
-	-	-	-
-	-	-	-
ALL OTHER School Districts: (Count = 0)	-	-	-
TOTAL Per Pupil Revenue (Weighted Average Per Pupil Funding)	14,527	(2,571,279)	-
Special Education Revenue		(97,734)	-
Grants			
Stimulus		-	-
DYCD (Department of Youth and Community Development)		-	-
Other		-	-
NYC DoE Rental Assistance		(340,008)	-
Other		(48,675)	-
TOTAL REVENUE FROM STATE SOURCES		(3,057,696)	-
REVENUE FROM FEDERAL FUNDING			
IDEA Special Needs		(11,375)	-
Title I		(50,180)	-
Title Funding - Other		(5,469)	-
School Food Service (Free Lunch)		-	-
Grants			
Charter School Program (CSP) Planning & Implementation		(425,581)	-
Other		-	-

?

Total Revenue	(3,565,169)	-	-
Total Expenses	3,303,869	-	-
Net Income	(261,300)	-	-
Actual Student Enrollment		-	
*NOTE: Enrollment, Revenue and Expenditure Data IN the 'Total and Variance Analysis' Section is Based on LAST ACTUAL Quarter Completed			
	Actual vs. Original Budget TY	PY Actual (PY TY / No. of COMPLETED Actual CY	Actual CY vs. Actual PY
Other	-	-	-
TOTAL REVENUE FROM FEDERAL SOURCES	(492,605)	-	-
LOCAL and OTHER REVENUE			
Contributions and Donations	-	-	-
Fundraising	-	-	-
Erate Reimbursement	-	-	-
Earnings on Investments	-	-	-
Interest Income	-	-	-
Food Service (Income from meals)	-	-	-
Text Book	(14,868)	-	-
OTHER	-	-	-
TOTAL REVENUE FROM LOCAL and OTHER SOURCES	(14,868)	-	-
TOTAL REVENUE	(3,565,169)	-	-

?

Total Revenue	(3,565,169)	-	-
Total Expenses	3,303,869	-	-
Net Income	(261,300)	-	-
Actual Student Enrollment		-	
<p>*NOTE: Enrollment, Revenue and Expenditure Data IN the 'Total and Variance Analysis' Section is Based on LAST ACTUAL Quarter Completed</p>			
	Actual vs. Original Budget TY	PY Actual (PY TY / No. of COMPLETED Actual CY	Actual CY vs. Actual PY

EXPENSES	Quarter 0 No. of Positions			
ADMINISTRATIVE STAFF PERSONNEL COSTS				
Executive Management	-	-	-	-
Instructional Management	-	267,000	-	-
Deans, Directors & Coordinators	-	-	-	-
CFO / Director of Finance	-	-	-	-
Operation / Business Manager	-	70,000	-	-
Administrative Staff	-	85,470	-	-
TOTAL ADMINISTRATIVE STAFF	-	422,470	-	-
INSTRUCTIONAL PERSONNEL COSTS				
Teachers - Regular	-	412,683	-	-
Teachers - SPED	-	180,000	-	-
Substitute Teachers	-	-	-	-
Teaching Assistants	-	202,400	-	-
Specialty Teachers	-	108,527	-	-
Aides	-	41,200	-	-
Therapists & Counselors	-	60,000	-	-
Other	-	50,000	-	-
TOTAL INSTRUCTIONAL	-	1,054,810	-	-
NON-INSTRUCTIONAL PERSONNEL COSTS				
Nurse	-	-	-	-
Librarian	-	-	-	-
Custodian	-	55,000	-	-
Security	-	-	-	-
Other	-	-	-	-
TOTAL NON-INSTRUCTIONAL	-	55,000	-	-
SUBTOTAL PERSONNEL SERVICE COSTS	-	1,532,280	-	-
PAYROLL TAXES AND BENEFITS				
Payroll Taxes		117,219	-	-
Fringe / Employee Benefits		330,562	-	-
Retirement / Pension		45,968	-	-
TOTAL PAYROLL TAXES AND BENEFITS		493,749	-	-
TOTAL PERSONNEL SERVICE COSTS	-	2,026,029	-	-

?

Total Revenue	(3,565,169)	-	-
Total Expenses	3,303,869	-	-
Net Income	(261,300)	-	-
Actual Student Enrollment		-	
*NOTE: Enrollment, Revenue and Expenditure Data IN the 'Total and Variance Analysis' Section is Based on LAST ACTUAL Quarter Completed			
	Actual vs. Original Budget TY	PY Actual (PY TY / No. of COMPLETED Actual CY	Actual CY vs. Actual PY
CONTRACTED SERVICES			
Accounting / Audit	25,338	-	-
Legal	-	-	-
Management Company Fee	346,972	-	-
Nurse Services	-	-	-
Food Service / School Lunch	-	-	-
Payroll Services	27,241	-	-
Special Ed Services	-	-	-
Titlement Services (i.e. Title I)	-	-	-
Other Purchased / Professional / Consulting	85,836	-	-
TOTAL CONTRACTED SERVICES	485,387	-	-

Total Revenue	(3,565,169)	-	-
Total Expenses	3,303,869	-	-
Net Income	(261,300)	-	-
Actual Student Enrollment		-	-
<p>*NOTE: Enrollment, Revenue and Expenditure Data IN the 'Total and Variance Analysis' Section is Based on LAST ACTUAL Quarter Completed</p>			
	Actual vs. Original Budget TY	PY Actual (PY TY / No. of COMPLETED Actual CY	Actual CY vs. Actual PY
SCHOOL OPERATIONS			
Board Expenses	-	-	-
Classroom / Teaching Supplies & Materials	30,975	-	-
Special Ed Supplies & Materials	-	-	-
Textbooks / Workbooks	50,918	-	-
Supplies & Materials other	-	-	-
Equipment / Furniture	-	-	-
Telephone	7,725	-	-
Technology	-	-	-
Student Testing & Assessment	12,744	-	-
Field Trips	8,850	-	-
Transportation (student)	-	-	-
Student Services - other	17,930	-	-
Office Expense	35,149	-	-
Staff Development	19,055	-	-
Staff Recruitment	-	-	-
Student Recruitment / Marketing	4,118	-	-
School Meals / Lunch	26,550	-	-
Travel (Staff)	7,725	-	-
Fundraising	-	-	-
Other	750	-	-
TOTAL SCHOOL OPERATIONS	222,489	-	-
FACILITY OPERATION & MAINTENANCE			
Insurance	14,970	-	-
Janitorial	75,045	-	-
Building and Land Rent / Lease / Facility Finance Interest	340,008	-	-
Repairs & Maintenance	47,558	-	-
Equipment / Furniture	-	-	-
Security	9,855	-	-
Utilities	67,341	-	-
TOTAL FACILITY OPERATION & MAINTENANCE	554,777	-	-
DEPRECIATION & AMORTIZATION	15,187	-	-
RESERVES / CONTINGENCY	-	-	-
TOTAL EXPENSES	3,303,869	-	-

)
)

Total Revenue	(3,565,169)	-	-
Total Expenses	3,303,869	-	-
Net Income	(261,300)	-	-
Actual Student Enrollment		-	
*NOTE: Enrollment, Revenue and Expenditure Data IN the 'Total and Variance Analysis' Section is Based on LAST ACTUAL Quarter Completed			
	Actual vs. Original Budget TY	PY Actual (PY TY / No. of COMPLETED Actual CY	Actual CY vs. Actual PY
NET INCOME	(261,300)	-	-

?			
			-
Total Revenue	(3,565,169)	-	-
Total Expenses	3,303,869	-	-
Net Income	(261,300)	-	-
Actual Student Enrollment		-	
<p>*NOTE: Enrollment, Revenue and Expenditure Data IN the 'Total and Variance Analysis' Section is Based on LAST ACTUAL Quarter Completed</p>			
	Actual vs. Original Budget TY	PY Actual (PY TY / No. of COMPLETED Actual CY	Actual CY vs. Actual PY
ENROLLMENT - *School Districts Are Linked To Above Entries*			
NYC CHANCELLOR'S OFFICE		-	-
-		-	-
-		-	-
-		-	-
-		-	-
-		-	-
-		-	-
-		-	-
-		-	-
-		-	-
-		-	-
-		-	-
-		-	-
-		-	-
-		-	-
-		-	-
ALL OTHER School Districts: (Count = 0)		-	-
TOTAL ENROLLMENT		-	-
REVENUE PER PUPIL		-	-
EXPENSES PER PUPIL		-	-



Annual Report Requirement
for SUNY Authorized Charter Schools
BRONX CHARTER SCHOOL FOR EXCELLENCE 2
2017-18

Administrative
expenditures per pupil:

\$0.00

Per NYS Statute

Administrative expenditures per pupil: the sum of all general administration salaries and other general administration expenditures divided by the total number of enrolled students. Employee benefit costs or expenditures should not be reported here.

***NOTE: THIS TAB ONLY NEEDS TO BE COMPLETED FOR Q4**

**DISCLOSURE OF FINANCIAL INTEREST
BY A CHARTER SCHOOL TRUSTEE¹**

<p>FOR INSTITUTE USE ONLY</p> <p>FILING FOR SCHOOL YEAR: <u>16/17</u></p> <p>DATE RECEIVED: _____</p>
--

- Name of charter school: _____ Bronx School of Excellence _____
- Trustee's name (print): Lisa Kiell _____
- Position(s) on board (e.g., chair, treasurer, committee chair, etc.): board member _____
- Home address: _____
- Business Address: _____
- Daytime phone: _____
- E-mail: _____
- Is Trustee an employee of the school? ___ Yes. X No. If you checked yes, please provide a description of the position you hold, your salary and your start date.

- Identify each interest/transaction (and provide the requested information) that you or any of your immediate family members have held or engaged in with the charter school during the prior school year. If there has been no such financial interest or transaction, please *write "None."* Please note that if you answered yes to Question 8, you need not disclose again your employment status, salary, etc.

Date(s)	Nature of Financial Interest/Transaction	Steps Taken to Avoid a Conflict of Interest, (e.g., did not vote, did not participate in discussion)	Identity of Person Holding Interest or Engaging in Transaction (e.g., you and/or immediate family member (name))
<i>NONE APPLICABLE</i>			

¹ Form Revised May 24, 2006

10. Identify each individual, business, corporation, union association, firm, partnership, committee proprietorship, franchise holding company, joint stock company, business or real estate trust, non-profit organization, or other organization or group of people doing business with the charter school *and* in which such entity, during the preceding school year, you and/or your immediate family member(s) had a financial interest or other relationship. If you are a member, director, officer or employee of an organization formally partnered with the school that is doing business with the school through a management or services agreement, you need not list every transaction between such entity and the school that is pursuant to such agreement; rather, please identify only the name of the entity, your position in the entity as well as the relationship between such entity and the charter school. If there was no financial interest, please *write "None."*

Entity Conducting Business with the School	Nature of Business Conducted	Approximate Value of the Business Conducted	Name of Trustee and/or Immediate Family Holding an Interest in the Entity Conducting Business with the School and the Nature of the Interest	Steps Taken to Avoid Conflict of Interest
JLL	Project Management of new school building in Bronx		JLL – I am a shareholder	Project is complete
<i>Please write "None" if applicable. Do not leave this space blank.</i>				

Lisa Kiell




October 24, 2016

Signature

Date

**DISCLOSURE OF FINANCIAL INTEREST
BY A CHARTER SCHOOL TRUSTEE¹**

FOR INSTITUTE USE ONLY
FILING FOR SCHOOL YEAR: <u>16/17</u>
DATE RECEIVED: _____

- Name of charter school: BRONX EXCELLENCE
- Trustee's name (print): STACEY LAUREN
- Position(s) on board (e.g., chair, treasurer, committee chair, etc.): CHAIR
- Home address: 
- Business Address: _____
- Daytime phone: 
- E-mail: 
- Is Trustee an employee of the school? Yes. No. If you checked yes, please provide a description of the position you hold, your salary and your start date.

9. Identify each interest/transaction (and provide the requested information) that you or any of your immediate family members have held or engaged in with the charter school during the prior school year. If there has been no such financial interest or transaction, please write "None." Please note that if you answered yes to Question 8, you need not disclose again your employment status, salary, etc.

Date(s)	Nature of Financial Interest/Transaction	Steps Taken to Avoid a Conflict of Interest, (e.g., did not vote, did not participate in discussion)	Identity of Person Holding Interest or Engaging in Transaction (e.g., you and/or immediate family member (name))
<i>Please write "None" if applicable. Do not leave this space blank.</i>			

¹ Form Revised May 24, 2006

10. Identify each individual, business, corporation, union association, firm, partnership, committee proprietorship, franchise holding company, joint stock company, business or real estate trust, non-profit organization, or other organization or group of people doing business with the charter school *and* in which such entity, during the preceding school year, you and/or your immediate family member(s) had a financial interest or other relationship. If you are a member, director, officer or employee of an organization formally partnered with the school that is doing business with the school through a management or services agreement, you need not list every transaction between such entity and the school that is pursuant to such agreement; rather, please identify only the name of the entity, your position in the entity as well as the relationship between such entity and the charter school. If there was no financial interest, please write "None."

Entity Conducting Business with the School	Nature of Business Conducted	Approximate Value of the Business Conducted	Name of Trustee and/or Immediate Family Holding an Interest in the Entity Conducting Business with the School and the Nature of the Interest	Steps Taken to Avoid Conflict of Interest
JLL <i>Please write "None" if applicable.</i>	Construction Manager		Frank Doyle: Officer in leasing not construction STACEY LAWREN WIFE Hiring JLL - Husband works in another area of firm. (leasing)	All contracts from other areas of firm approved by ZBCSE Board members

Stacey Lawrence

 Signature

6/22/2016

 Date

**DISCLOSURE OF FINANCIAL INTEREST
BY A CHARTER SCHOOL TRUSTEE¹**

FOR INSTITUTE USE ONLY
FILING FOR SCHOOL YEAR: <u>16/17</u>
DATE RECEIVED: _____

- Name of charter school: Bronx Charter School for Excellence
- Trustee's name (print): Deirdre Flynn
- Position(s) on board (e.g., chair, treasurer, committee chair, etc.): Treasurer
- Home address: _____
- Business Address: _____
- Daytime phone: _____
- E-mail: _____
- Is Trustee an employee of the school? ___ Yes. No. If you checked yes, please provide a description of the position you hold, your salary and your start date.

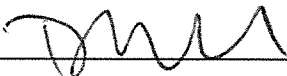
9. Identify each interest/transaction (and provide the requested information) that you or any of your immediate family members have held or engaged in with the charter school during the prior school year. If there has been no such financial interest or transaction, please write "None." Please note that if you answered yes to Question 8, you need not disclose again your employment status, salary, etc.

Date(s)	Nature of Financial Interest/Transaction	Steps Taken to Avoid a Conflict of Interest, (e.g., did not vote, did not participate in discussion)	Identity of Person Holding Interest or Engaging in Transaction (e.g., you and/or immediate family member (name))
<p><i>Please write "None" if applicable. Do not leave this space blank.</i></p> <p style="text-align: center;"><i>none</i></p>			

¹ Form Revised May 24, 2006

10. Identify each individual, business, corporation, union association, firm, partnership, committee proprietorship, franchise holding company, joint stock company, business or real estate trust, non-profit organization, or other organization or group of people doing business with the charter school *and* in which such entity, during the preceding school year, you and/or your immediate family member(s) had a financial interest or other relationship. If you are a member, director, officer or employee of an organization formally partnered with the school that is doing business with the school through a management or services agreement, you need not list every transaction between such entity and the school that is pursuant to such agreement; rather, please identify only the name of the entity, your position in the entity as well as the relationship between such entity and the charter school. If there was no financial interest, please *write "None."*

Entity Conducting Business with the School	Nature of Business Conducted	Approximate Value of the Business Conducted	Name of Trustee and/or Immediate Family Holding an Interest in the Entity Conducting Business with the School and the Nature of the Interest	Steps Taken to Avoid Conflict of Interest
<p><i>Please write "None" if applicable. Do not leave this space blank.</i></p> <p style="margin-left: 200px;"><i>None</i></p>				

Signature _____ 

Date _____ 6/22/16

**DISCLOSURE OF FINANCIAL INTEREST
BY A CHARTER SCHOOL TRUSTEE¹**

FOR INSTITUTE USE ONLY

FILING FOR SCHOOL YEAR:

14/17
DATE RECEIVED: _____

1. Name of charter school: Bronx Charter School for Excellence
2. Trustee's name (print): Joyce Frost
3. Position(s) on board (e.g., chair, treasurer, committee chair, etc.): V.P.
4. Home address: _____
5. Business Address: _____
6. Daytime phone: _____
7. E-mail: _____
8. Is Trustee an employee of the school? ___ Yes. No. If you checked yes, please provide a description of the position you hold, your salary and your start date.
-
9. Identify each interest/transaction (and provide the requested information) that you or any of your immediate family members have held or engaged in with the charter school during the prior school year. If there has been no such financial interest or transaction, please write "None." Please note that if you answered yes to Question 8, you need not disclose again your employment status, salary, etc.

Date(s)	Nature of Financial Interest/Transaction	Steps Taken to Avoid a Conflict of Interest, (e.g., did not vote, did not participate in discussion)	Identity of Person Holding Interest or Engaging in Transaction (e.g., you and/or immediate family member (name))
<p><i>Please write "None" if applicable. Do not leave this space blank.</i></p>			

¹ Form Revised May 24, 2006

10. Identify each individual, business, corporation, union association, firm, partnership, committee proprietorship, franchise holding company, joint stock company, business or real estate trust, non-profit organization, or other organization or group of people doing business with the charter school *and* in which such entity, during the preceding school year, you and/or your immediate family member(s) had a financial interest or other relationship. If you are a member, director, officer or employee of an organization formally partnered with the school that is doing business with the school through a management or services agreement, you need not list every transaction between such entity and the school that is pursuant to such agreement; rather, please identify only the name of the entity, your position in the entity as well as the relationship between such entity and the charter school. If there was no financial interest, please *write "None."*

Entity Conducting Business with the School	Nature of Business Conducted	Approximate Value of the Business Conducted	Name of Trustee and/or Immediate Family Holding an Interest in the Entity Conducting Business with the School and the Nature of the Interest	Steps Taken to Avoid Conflict of Interest
<p><i>Please write "None" if applicable. Do not leave this space blank.</i></p>				

Jayce Frank

Signature


6/22/16

Date

**DISCLOSURE OF FINANCIAL INTEREST
BY A CHARTER SCHOOL TRUSTEE¹**

<p>FOR INSTITUTE USE ONLY</p> <p>FILING FOR SCHOOL YEAR: <u>16/17</u></p> <p>DATE RECEIVED: _____</p>
--

- Name of charter school: Bronx Charter School for Excellence
- Trustee's name (print): Judith Levy Cohen
- Position(s) on board (e.g., chair, treasurer, committee chair, etc.): Member
- Home address: _____
- Business Address: _____
- Daytime phone: _____
- E-mail: _____
- Is Trustee an employee of the school? Yes. X No. If you checked yes, please provide a description of the position you hold, your salary and your start date.



9. Identify each interest/transaction (and provide the requested information) that you or any of your immediate family members have held or engaged in with the charter school during the prior school year. If there has been no such financial interest or transaction, please *write "None."* Please note that if you answered yes to Question 8, you need not disclose again your employment status, salary, etc.

Date(s)	Nature of Financial Interest/Transaction	Steps Taken to Avoid a Conflict of Interest, (e.g., did not vote, did not participate in discussion)	Identity of Person Holding Interest or Engaging in Transaction (e.g., you and/or immediate family member (name))
<i>Please write "None" if applicable. Do not leave this space blank.</i>			

¹ Form Revised May 24, 2006

**DISCLOSURE OF FINANCIAL INTEREST
BY A CHARTER SCHOOL TRUSTEE¹**

<p>FOR INSTITUTE USE ONLY</p> <p>FILING FOR SCHOOL YEAR: <u>16/17</u></p> <p>DATE RECEIVED: _____</p>
--

- Name of charter school: Bronx Charter School for Excellence
- Trustee's name (print): Mardi Schecter
- Position(s) on board (e.g., chair, treasurer, committee chair, etc.): Vice Chair
- Home address: [REDACTED]
- Business Address: [REDACTED]
- Daytime phone: [REDACTED]
- E-mail: [REDACTED]
- Is Trustee an employee of the school? ___ Yes. No. If you checked yes, please provide a description of the position you hold, your salary and your start date.

9. Identify each interest/transaction (and provide the requested information) that you or any of your immediate family members have held or engaged in with the charter school during the prior school year. If there has been no such financial interest or transaction, please write "None." Please note that if you answered yes to Question 8, you need not disclose again your employment status, salary, etc.

Date(s)	Nature of Financial Interest/Transaction	Steps Taken to Avoid a Conflict of Interest, (e.g., did not vote, did not participate in discussion)	Identity of Person Holding Interest or Engaging in Transaction (e.g., you and/or immediate family member (name))
<p><i>Please write "None" if applicable. Do not leave this space blank.</i></p> <p><u>N</u> <u>O</u> <u>N</u> <u>E</u></p>			

¹ Form Revised May 24, 2006

10. Identify each individual, business, corporation, union association, firm, partnership, committee proprietorship, franchise holding company, joint stock company, business or real estate trust, non-profit organization, or other organization or group of people doing business with the charter school *and* in which such entity, during the preceding school year, you and/or your immediate family member(s) had a financial interest or other relationship. If you are a member, director, officer or employee of an organization formally partnered with the school that is doing business with the school through a management or services agreement, you need not list every transaction between such entity and the school that is pursuant to such agreement; rather, please identify only the name of the entity, your position in the entity as well as the relationship between such entity and the charter school. If there was no financial interest, please write "None."

Entity Conducting Business with the School	Nature of Business Conducted	Approximate Value of the Business Conducted	Name of Trustee and/or Immediate Family Holding an Interest in the Entity Conducting Business with the School and the Nature of the Interest	Steps Taken to Avoid Conflict of Interest
Younkins & Schechter LLP <i>Please write "None" if applicable.</i>	law firm - legal services	Pro bono	Mardi Schechter <i>Do not leave this space blank.</i>	Pro bono -

Mardi Schechter
 Signature

6/22/17
 Date



Entry 9 BOT Table

Last updated: 07/31/2017

(tab across or use scroll bar at bottom of table)

1. Current Board Member Information

	Trustee Name	Email Addresses	Position on the Board	Committee Affiliations	Voting Member Per By Laws? (Y/N)	Area of Expertise, and/or Additional Role at School (parent, staff member, etc.)	Number of Terms Served and Length of Each (Include election date and term expiration)	Number of Board Mtgs Attended during 2016-17?
1	Stacey Lauren	[REDACTED]	Chair/ Board President	Executive, Finance	Yes	Education	1st election December 2009 current term to expire December 2018	5 or less
2	Mardi Schecter	[REDACTED]	Vice Chair/ Vice President	Executive	Yes	Legal	1st term May. 2012 current term to expire May, 2018	5 or less
							1st electio	

3	Joyce Frost	[REDACTED]	Vice Chair/ Vice President	Executive, Finance	Yes	Finance, Governance	n June, 2003 current term to expire June, 2019	5 or less
4	Deidre Flynn	[REDACTED]	Treasurer	Executive, Finance	Yes	Finance	1st election June, 2003 current term to expire June, 2019	5 or less
5	Lisa Keihl	[REDACTED]	Trustee/Member	Executive	Yes	Finance	1st election June, 2016 current term to expire June, 2019	5 or less
6	Judi Cohen	[REDACTED]	Trustee/Member	Executive, Education	Yes	Education	1 resigned	5 or less
7	Tanya Osborne	[REDACTED]	Parent Representative	N/A	No	Parent Association	1st term Sept. 2013 current term to expire Sept. 2017	5 or less
8								
9								
10								

11								
12								
13								
14								
15								
16								
17								
18								
19								
20								

2. Total Number of Members on June 30, 2016 6

3. Total Number of Members Joining the Board 2016-17 School Year 2

4. Total Number of Members Departing the Board during the 2016-17 School Year 1

5. Number of Voting Members 2016-17, as set by the by-laws, resolution or minutes 6

6. Number of Board Meetings Conducted in the 2016-17 School Year 5

7. Number of Board Meetings Scheduled for the [2017-18](#) School Year 5

Thank you.



Entry 11 Enrollment and Retention of Special Populations

Last updated: 07/31/2017

[Instructions for Reporting Enrollment and Retention Strategies](#)

Describe the efforts the charter school has made in 2016 2017 toward meeting targets to attract and retain enrollment of students with disabilities, English language learners, and students who are economically disadvantaged. In addition, describe the school's plans for meeting or making progress toward meeting its enrollment and retention targets in 2017 2018.

Recruitment/Attraction Efforts Toward Meeting Targets

	Describe Efforts Toward Meeting Recruitment Targets 2016 17)	Describe Plans Toward Meeting Recruitment Targets 2017 18)
Economically Disadvantaged	We advertise for our school(s) admission/lottery in various Bronx newspapers in order to reach different families thus allowing all to apply for Bronx Excellence Schools. In addition, our schools are located in areas where economically disadvantaged families live.	BCSE will continue to advertise in and around CSD 11. We will also continue our sibling preference for our incoming families. This will continue the outreach for economically disadvantaged families "in house" as well as out.
English Language Learners	We advertised in City News, Bronx Times and Parkchester News. This year we also did radio advertising on both English and Spanish stations. During this time, bilingual staff members from BCSE visit various early childhood education centers to distribute applications and share knowledge about what the school has to offer for students who are English Language Learners (ELL). In addition to the above, our applications are translated in both Spanish and Bengali to reach out to those families who may not completely read, write or speak English. We also plan on translating our applications in other languages as the need arises.	Our advertising efforts will continue via Bronx papers, facebook, twitter and visitation to early childhood centers. Our applications will continue to be distributed in multiple languages. Those languages will expand as the need for them increases.
Students with Disabilities	One major concern for parents who are interested in applying for their child, who has a disability, is whether or not we can accommodate their child at BCSE. During family chats/open enrollment, the Principal sits down with families to discuss their child's specific IEP plan and what the school can do to accommodate it.	Operations will work with the Sped Coordinator, Director of Sped and the Marketing Associate to figure out the best way to market our current Sped offerings. We will continue to have the Principal do a one on one meeting with each individual family to review and discuss what's on the specified plan for the child and how the school can best accommodate it.

Retention Efforts Toward Meeting Targets

	Describe Efforts Toward Meeting Retention Targets 2016 17)	Describe Plans Toward Meeting Retention Targets 2017 18)
Economically Disadvantaged	<p>BCSE has maintained an average of 70-75% for its economically disadvantaged student population. This is mainly due to our sibling preference and overall retention rate. Families are appreciative to the fact that they can get a great education at no cost to them. Because of this, they continue to stay with BCSE, enroll any other siblings they may have and also make other family connections they can.</p>	<p>BCSE will continue to uphold its sibling preference. We will continue to hire certified teachers to provide the best education allowable. Keeping this practice helps for better retention towards these targets.</p>
English Language Learners	<p>BCSE stays in compliance by thoroughly testing all eligible ELL students through the NYSESLAT (New York State English as a Second Language Achievement Test). This test helps the school determine which students are in fact ELL's as well as the level that they are on. Because of this, teachers make accommodations, such as making sure students have visuals during their lessons. With the additional help, a student eventually "phases out" and is no longer an ELL student. In addition, there is a multicultural day in which the school and families share into on a yearly basis.</p>	<p>BCSE will continue to test its students through the NYSESLAT. Teachers will continue to provide accommodations and extra help where needed. We will keep in this tradition so that students continue to phase out.</p>
Students with Disabilities	<p>BCSE mainstreams students with special needs. Additionally, BCSE serves students who have special learning needs and provides services including: Integrated Co Teaching (ICT), Special Education Teacher Support Services (SETSS), Counseling, Speech, Occupational Therapy and Physical Therapy. Teachers also work with students after school. BCSE has a dedicated Special Ed Coordinator who works with the parent and the Committee on Special Education on changing, amending and closing out sped cases on a case by case basis.</p>	<p>BCSE will have the help of a Director of Special Education (via the CMO) who will support the Sped Coordinator as well as all Sped teachers with the needs of the students. They will continue to make sure all students are getting their required services and update/change those that need to be changed. The ultimate goal is get students the help they need.</p>



Entry 12 Classroom Teacher and Administrator Attrition

Last updated: 07/31/2017

Report changes in teacher and administrator staffing.

Instructions for completing the Classroom Teacher and Administrator Attrition Tables

Charter schools must complete the two tables named 2016-2017 Classroom Teacher and Administrator Attrition to report changes in teacher and administrator staffing in 2016-2017. Please provide the full time equivalent (FTE) of staff on June 30, 2016; the FTE for any departed staff from July 1, 2016 through June 30, 2017; the FTE for added staff from July 1, 2016 through June 30, 2017; and the FTE of staff added in newly created positions from July 1, 2016 through June 30, 2017 using the two tables provided.

Classroom Teacher Attrition Table

	FTE Classroom Teachers on June 30, 2016	FTE Classroom Teachers Departed 7/1/16 6/30/17	FTE Classroom Teachers Filling Vacant Positions 7/1/16 6/30/17	FTE Classroom Teachers Added in New Positions 7/1/16 6/30/17	FTE of Classroom Teachers on June 30, 2017
	0	0	5	0	3

Administrator Position Attrition Table

	FTE Administrative Positions on June 30, 2016	FTE Administrators Departed 7/1/16 6/30/17	FTE Administrators Filling Vacant Positions 7/1/16 6/30/17	FTE Administrators Added in New Positions 7/1/16 6/30/17	FTE Administrative Positions on June 30, 2017
	0	0	1	0	1

Thank you

Bronx Excellence Schools

2017-2018 School Calendar

September 2017						
Su	M	Tu	W	Th	F	S
					1	2
3	4	5	6	7	8	9
10	11	12	13	14	15	16
17	18	19	20	21	22	23
24	25	26	27	28	29	30
17 days						

October 2017						
Su	M	Tu	W	Th	F	S
1	2	3	4	5	6	7
8	9	10	11	12	13	14
15	16	17	18	19	20	21
22	23	24	25	26	27	28
29	30	31				
21 days						

November 2017						
Su	M	Tu	W	Th	F	S
			1	2	3	4
5	6	7	8	9	10	11
12	13	14	15	16	17	18
19	20	21	22	23	24	25
26	27	28	29	30		
19 days						

December 2017						
Su	M	Tu	W	Th	F	S
					1	2
3	4	5	6	7	8	9
10	11	12	13	14	15	16
17	18	19	20	21	22	23
24	25	26	27	28	29	30
31						
16 days						

January 2018						
Su	M	Tu	W	Th	F	S
	1	2	3	4	5	6
7	8	9	10	11	12	13
14	15	16	17	18	19	20
21	22	23	24	25	26	27
28	29	30	31			
21 days						

February 2018						
Su	M	Tu	W	Th	F	S
				1	2	3
4	5	6	7	8	9	10
11	12	13	14	15	16	17
18	19	20	21	22	23	24
25	26	27	28			
14 days						

March 2018						
Su	M	Tu	W	Th	F	S
				1	2	3
4	5	6	7	8	9	10
11	12	13	14	15	16	17
18	19	20	21	22	23	24
25	26	27	28	29	30	31
21 days						

April 2018						
Su	M	Tu	W	Th	F	S
1	2	3	4	5	6	7
8	9	10	11	12	13	14
15	16	17	18	19	20	21
22	23	24	25	26	27	28
29	30					
16 days						

May 2018						
Su	M	Tu	W	Th	F	S
		1	2	3	4	5
6	7	8	9	10	11	12
13	14	15	16	17	18	19
20	21	22	23	24	25	26
27	28	29	30	31		
22 days						

June 2018						
Su	M	Tu	W	Th	F	S
					1	2
3	4	5	6	7	8	9
10	11	12	13	14	15	16
17	18	19	20	21	22	23
24	25	26	27	28	29	30
14 days						

**181 school days



School Closed/ Holidays



Teacher in-Service Day (no school for students)



School Closed/Recess



First and Last Day of School

