



Entry 1 School Information

Created: 06/19/2017 • Last updated: 08/01/2017

Please be advised that you will need to complete this cover page (including signatures) before all of the other tasks assigned to you by your authorizer are visible on your task page. While completing this task, please ensure that you select the correct authorizer (**as of June 30, 2017**) or you may not be assigned the correct tasks.

a. SCHOOL NAME AND BEDS# BRONX PREPARATORY CS (SUNY Trustees)

(Select name from the drop down menu)

b. CHARTER AUTHORIZER SUNY Authorized Charter School

(For technical reasons, please re select authorizer name from the drop down menu).

c. DISTRICT / CSD OF LOCATION NYC CSD 9

d1. SCHOOL INFORMATION

	PRIMARY ADDRESS	PHONE NUMBER	FAX NUMBER	EMAIL ADDRESS
	3872 Third Avenue Bronx, NY 10457	[REDACTED]	[REDACTED]	[REDACTED]

d2. PHONE CONTACT NUMBER FOR AFTER HOURS EMERGENCIES

Contact Name	Benjamin Feit
Title	Chief of Staff
Emergency Phone Number (### ### ####)	[REDACTED]

e. SCHOOL WEB ADDRESS (URL) <http://bphs.democracyprep.org/>

f. DATE OF INITIAL CHARTER 04/2000

g. DATE FIRST OPENED FOR INSTRUCTION 07/2000

i. TOTAL ENROLLMENT ON JUNE 30, 2017 690

j. GRADES SERVED IN SCHOOL YEAR 2016-17

Check all that apply

Grades Served	6, 7, 8, 9, 10, 11, 12
---------------	------------------------

k1. DOES THE SCHOOL CONTRACT WITH A CHARTER OR EDUCATIONAL MANAGEMENT ORGANIZATION? Yes

k2. NAME OF CMO/EMO AND ADDRESS

NAME OF CMO/EMO	DEMOCRACY PREP PUBLIC SCHOOLS
PHYSICAL STREET ADDRESS	1767 PARK AVENUE, 5TH FLOOR
CITY	NEW YORK
STATE	NY
ZIP CODE	10035
EMAIL ADDRESS	[REDACTED]

l1. FACILITIES

Does the school maintain or operate multiple sites?

	No, just one site.
--	--------------------

12. SCHOOL SITES

Please list the sites where the school will operate for the upcoming school year.

	Physical Address	Phone Number	District/CSD	Grades Served at Site	School at Full Capacity at Site	Facilities Agreement
Site 1 (same as primary site)	3872 Third Avenue Bronx, NY 10457	[REDACTED]	CSD 9	6-12	Yes	Rent/Lease
Site 2						
Site 3						

12a. Please provide the contact information for Site 1.

	Name	Work Phone	Alternate Phone	Email Address
School Leader	Emmanuel George	[REDACTED]		[REDACTED]
Operational Leader	Samantha Schulz	[REDACTED]		[REDACTED]
Compliance Contact	Benjamin Feit	[REDACTED]		[REDACTED]
Complaint Contact	Benjamin Feit	[REDACTED]		[REDACTED]

m1. Is the school or are the school sites co-located? No

n1. Were there any revisions to the school's charter during the 2016-17 school year? (Please include approved or pending material and non-material charter revisions). Yes

n2. Summary of Charter Revisions

	Category (Select Best Description)	Specific Revision (150 word limit)	Date Approved by BOT (if applicable)	Date Approved by Authorizer (if applicable)
1	Change in organizational structure	Board members approved a motion to adopt a resolution regarding approval of the merger of Democracy Preparatory Charter School, Democracy Prep Harlem Charter School, Democracy Prep Endurance Charter School and Harlem Prep Charter School into Bronx Prep Charter School, with Bronx Prep Charter School surviving that Merger, pursuant to Education Law §223.	12/4/2016	03/2017
2				
3				
4				
5				

o. Name and Position of Individual(s) Who Completed the 2016-17 Annual Report. Seun Shokunbi, Staff Writer

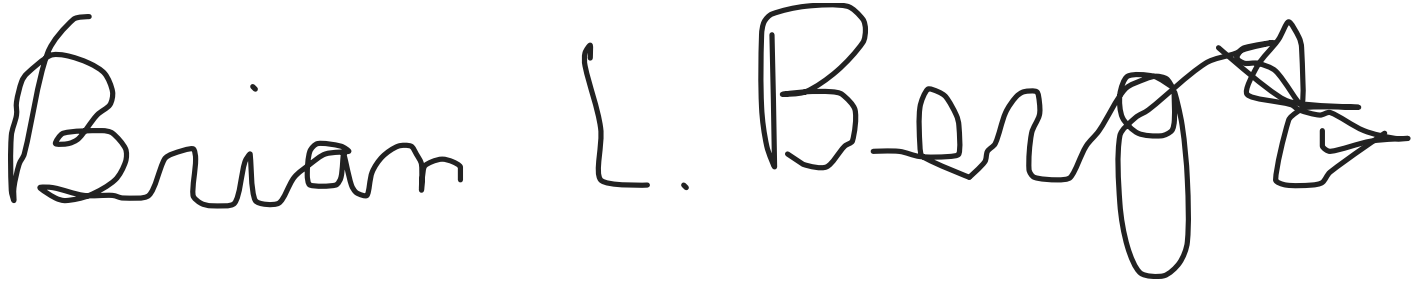
p. Our signatures below attest that all of the information contained herein is truthful and accurate and that this charter school is in compliance with all aspects of its charter, and with all pertinent Federal, State, and local laws, regulations, and rules. We understand that if any information in any part of this report is found to have been deliberately misrepresented, that will constitute grounds for the revocation of our charter. Check **YES if you agree and then use the mouse on your PC or the stylist on your mobile device to sign your name).**

Yes

Signature, Head of Charter School

A handwritten signature in black ink, appearing to be 'J. Min'.

Signature, President of the Board of Trustees

A handwritten signature in black ink that reads 'Brian L. Berg' followed by a stylized flourish.

Date

2017/08/01

Thank you.



Entry 2 NYS School Report Card Link

Created: 06/19/2017 • Last updated: 08/01/2017

1. NEW YORK STATE REPORT CARD

<https://data.nysed.gov/reportcard.php?year=2016&instid=800000055860>

Provide a direct URL or web link to the most recent New York State School Report Card for the charter school (See <https://reportcards.nysed.gov/>).

(Charter schools completing year one will not yet have a School Report Card or link to one. Please type "URL is not available" in the space provided).



Entry 4 Expenditures per Child

Created: 06/19/2017 • Last updated: 08/01/2017

Financial Information

This information is required of ALL charter schools. Provide the following measures of fiscal performance of the charter school in Appendix B (Total Expenditures and Administrative Expenditures Per Child):

1. Total Expenditures Per Child

To calculate '**Total Expenditures per Child**' take total expenditures (from the unaudited 2016-17 Schedule of Functional Expenses) and divide by the year end FTE student enrollment. (Integers Only. No dollar signs or commas).

Note: The information on the Schedule of Functional Expenses on pages 41-43 of the Audit Guide can help schools locate the amounts to use in the two per pupil calculations: <http://www.p12.nysed.gov/psc/AuditGuide.html>

Line 1: Total Expenditures	11371658
Line 2: Year End FTE student enrollment	690
Line 3: Divide Line 1 by Line 2	16472

2. Administrative Expenditures per Child

To calculate **'Administrative Expenditures per Child'** To calculate "Administrative Expenditures per Child" first *add* together the following:

1. Take the relevant portion from the 'personnel services cost' row and the 'management and general' column (from the unaudited 2016 17 Schedule of Functional Expenses)
2. Any contracted administrative/management fee paid to other organizations or corporations
3. Take the total from above and divide it by the year end FTE enrollment. The relevant portion that must be included in this calculation is defined as follows:

Administrative Expenditures: Administration and management of the charter school includes the activities and personnel of the offices of the chief school officer, the finance or business offices, school operations personnel, data management and reporting, human resources, technology, etc. It also includes those administrative and management services provided by other organizations or corporations on behalf of the charter school for which the charter school pays a fee or other compensation. Do not include the FTE of personnel whose role is to directly support the instructional program.

Notes:
The information on the Schedule of Functional Expenses on pages 41-43 of the Audit Guide can help schools locate the amounts to use in the two per pupil calculations:
<http://www.p12.nysed.gov/psc/AuditGuide.html>.
Employee benefit costs or expenditures should not be reported in the above calculations.

Line 1: Relevant Personnel Services Cost (Row)	927421
Line 2: Management and General Cost (Column)	1981209
Line 3: Sum of Line 1 and Line 2	2908630
Line 5: Divide Line 3 by the Year End FTE student enrollment	4213

Thank you.



**GENERAL INSTRUCTIONS FOR
ANNUAL BUDGET/QUARTERLY REPORT**

TEMPLATE TABS

1- GRAY tab contains the Instructions




Instructions	Provides description of tabs and input requirements.
Funding by District	Charter School Tuition Rates

2- BLUE tabs require input of information

1.) Name of School	>Select school name from list. >Enter contact information.
2.) Enrollment	Enter enrollment information for Annual Budget (& Revisions) and Quarterly Actuals. Includes: >Enrollment by Grade >Enrollment by District
3.) Staffing Plan	Enter staffing plan information for Annual Budget (& Revisions) and Quarterly Actuals. Includes: >Full Time Equivalent (FTE), by Position Category, By Quarter
4.) Yearly Budget	Enter Yearly Budget information. Includes: >"Pior Year" column may be completed based upon preliminary data, and adjusted with Annual Audited data when the Quarter 2 Actuals are being submitted. (Note: Quarterly Revenue allocation may be set) >Budgeted Enrollment data and Per Pupil Revenue for the current year are populated based upon input on tab "2.) Enrollment." >Budgeted FTE for current year is populated based upon input on tab "3.) Staffing Plan." >All other sources of revenue >All expenses >Budget Revisions, as necessary and <i>approved</i> by the school's Board of Directors, should be submitted when submitting Quarterly Actuals.
5.) Balance Sheet	Enter Balance Sheet information for EdCorps. Separate schools merged into a primary EdCorp should NOT use this tab. >"Pior Year" column may be completed based upon preliminary data, and adjusted with Annual Audited data when the Quarter 2 Actuals are being submitted.

6.) Quarterly Report	Enter Actual Quarterly Report information . Includes: >Actual Enrollment data and Per Pupil Revenue for the current year are populated based upon input on tab "2.) Enrollment." >Actual FTE for current year is populated based upon input on tab "3.) Staffing Plan." >All other sources of revenue >All expenses
7.) Annual Report Requirement	Complete when submitting Actual Quarter 4.

CELL COLORS & GUIDANCE COMMENTS

-  = Enter information into the light BLUE shaded cells.
-  = Cells labeled in ORANGE containe guidance regarding the input of information.
-  = Cells containing RED triangles in the upper right corner contain "guidance comments" on that particular line item. Please "mouse-over" the triangle to reveal each comment.

**Charter Funding Alphabetical By NYS School District
* (Sum of Charter School Basic Tuition and Supplemental Basic Tuition)**



ANNUAL BUDGET & QUARTERLY REPORT TEMPLATE

Bronx Preparatory Charter School

SCHOOL

Name:	Bronx Preparatory Charter School
--------------	----------------------------------

CONTACT INFORMATION

Contact Name:	Greg Spreeman
Contact Title:	Chief Financial Officer
Contact Email:	[REDACTED]
Contact Phone:	[REDACTED]

REPORT PERIOD

Current Academic Year:	2017-18
Prior Academic Year:	2016-17

PLAN - FULL TIME EQUIVALENT

STAFFING PLAN - FULL TIME EQUIVALENT ("FTE")

***NOTE:** Enter the number of FTE positions in the "blue" cells.

***NOTE:** Enter the number of FTE positions in the "blue" cells.

***NOTE:** If there are NO budget revisions at the time of quarterly submittal leave the 'REVISED' Column(s) COMPLETELY BLANK.

ADMINISTRATIVE PERSONNEL FTE	ADMINISTRATIVE PERSONNEL FTE	PRIOR YEAR
		2016-17
		ACTUAL
Executive Management	Executive Management	1.0
Instructional Management	Instructional Management	3.0
Deans, Directors & Coordinators	Deans, Directors & Coordinators	4.0
CFO / Director of Finance	CFO / Director of Finance	
Operation / Business Manager	Operation / Business Manager	2.0
Administrative Staff	Administrative Staff	6.0
TOTAL ADMINISTRATIVE STAFF	TOTAL ADMINISTRATIVE STAFF	16.0

ANNUAL BUDGETED FTE							
Q1		Q2		Q3		Q4	
Original	Revised	Original	Revised	Original	Revised	Original	Revised
1.0		1.0		1.0		1.0	
4.0		4.0		4.0		4.0	
4.0		4.0		4.0		4.0	
2.0		2.0		2.0		2.0	
6.0		6.0		6.0		6.0	
17.0	0.0	17.0	0.0	17.0	0.0	17.0	0.0

INSTRUCTIONAL PERSONNEL FTE	INSTRUCTIONAL PERSONNEL FTE	PRIOR YEAR
		2016-17
		ACTUAL
Teachers - Regular	Teachers - Regular	30.0
Teachers - SPED	Teachers - SPED	4.0
Substitute Teachers	Substitute Teachers	
Teaching Assistants	Teaching Assistants	
Specialty Teachers	Specialty Teachers	10.0
Aides	Aides	
Therapists & Counselors	Therapists & Counselors	3.0
Other	Other	
TOTAL INSTRUCTIONAL	TOTAL INSTRUCTIONAL	47.0

ANNUAL BUDGETED FTE							
Q1		Q2		Q3		Q4	
Original	Revised	Original	Revised	Original	Revised	Original	Revised
37.0		37.0		37.0		37.0	
6.0		6.0		6.0		6.0	
10.0		10.0		10.0		10.0	
3.0		3.0		3.0		3.0	
56.0	0.0	56.0	0.0	56.0	0.0	56.0	0.0

NON-INSTRUCTIONAL PERSONNEL FTE	NON-INSTRUCTIONAL PERSONNEL FTE	PRIOR YEAR
		2016-17
		ACTUAL
Nurse	Nurse	
Librarian	Librarian	1.0
Custodian	Custodian	2.0
Security	Security	1.0
Other	Other	1.0
TOTAL NON-INSTRUCTIONAL	TOTAL NON-INSTRUCTIONAL	5.0

ANNUAL BUDGETED FTE							
Q1		Q2		Q3		Q4	
Original	Revised	Original	Revised	Original	Revised	Original	Revised
1.0		1.0		1.0		1.0	
2.0		2.0		2.0		2.0	
1.0		1.0		1.0		1.0	
1.0		1.0		1.0		1.0	
5.0	0.0	5.0	0.0	5.0	0.0	5.0	0.0

TOTAL PERSONNEL SERVICE FTE	TOTAL PERSONNEL SERVICE FTE	68.0
------------------------------------	------------------------------------	-------------

78.0	0.0	78.0	0.0	78.0	0.0	78.0	0.0
-------------	------------	-------------	------------	-------------	------------	-------------	------------

**ONX PREPARATORY CHARTER 5
2017-18**

PLAN - FULL TIME EQUIVALENT

**NOTE: Enter the number of FTE positions in the "blue" cells. Should be input.*

**NOTE: State the assumptions that are being made for personnel FTE levels.*

ADMINISTRATIVE PERSONNEL FTE	
	Q4
	Actual
Executive Management	
Instructional Management	
Deans, Directors & Coordinators	
CFO / Director of Finance	
Operation / Business Manager	
Administrative Staff	
TOTAL ADMINISTRATIVE STAFF	0.0

Description of Assumptions	

INSTRUCTIONAL PERSONNEL FTE	
	Q4
	Actual
Teachers - Regular	
Teachers - SPED	
Substitute Teachers	
Teaching Assistants	
Specialty Teachers	
Aides	
Therapists & Counselors	
Other	
TOTAL INSTRUCTIONAL	0.0

Description of Assumptions	

NON-INSTRUCTIONAL PERSONNEL FTE	
	Q4
	Actual
Nurse	
Librarian	
Custodian	
Security	
Other	
TOTAL NON-INSTRUCTIONAL	0.0

Description of Assumptions	

TOTAL PERSONNEL SERVICE FTE	0.0
------------------------------------	-----

--

	BRONX PREPARATORY CHARTER SCHOOL Budget / Operating Plan 2017-18							
Total Revenue	9,873,831	2,737,374	-	-	2,737,374	-	-	2,737,374
Total Expenses	10,986,827	2,729,196	-	-	2,729,196	-	-	2,729,196
Net Income	(1,112,996)	8,178	-	-	8,178	-	-	8,178
Actual Student Enrollment	695	681	-	-	681	-	-	681
	Prior Year Actual	1st Quarter - 7/1 - 9/30			2nd Quarter - 10/1 - 12/31			3rd Q
	2016-17	Original	Revised		Original	Revised		Original
	Revenue Per	Budget	Budget	Variance	Budget	Budget	Variance	Budget
	Pupil							
Grants				-			-	
Charter School Program (CSP) Planning & Implementation				-			-	
Other				-			-	
Other				-			-	
TOTAL REVENUE FROM FEDERAL SOURCES	417,422	104,333	-	-	104,333	-	-	104,333
LOCAL and OTHER REVENUE								
Contributions and Donations	10,800			-			-	
Fundraising				-			-	
Erate Reimbursement	29,250	5,522		-	5,522		-	5,522
Earnings on Investments	2,721			-			-	
Interest Income	1	500		-	500		-	500
Food Service (Income from meals)				-			-	
Text Book		13,531		-	13,531		-	13,531
OTHER	6,178			-			-	
TOTAL REVENUE FROM LOCAL and OTHER SOURCES	48,950	19,554	-	-	19,554	-	-	19,554
TOTAL REVENUE	9,873,831	2,737,374	-	-	2,737,374	-	-	2,737,374

BRONX PREPARATORY CHARTER SCHOOL
Budget / Operating Plan
2017-18

Total Revenue	9,873,831	2,737,374	-	-	2,737,374	-	-	2,737,374
Total Expenses	10,986,827	2,729,196	-	-	2,729,196	-	-	2,729,196
Net Income	(1,112,996)	8,178	-	-	8,178	-	-	8,178
Actual Student Enrollment	695	681	-	-	681	-	-	681
	Prior Year Actual	1st Quarter - 7/1 - 9/30			2nd Quarter - 10/1 - 12/31			3rd Quarter
	2016-17	Original	Revised		Original	Revised		Original
	Revenue Per Pupil	Budget	Budget	Variance	Budget	Budget	Variance	Budget

EXPENSES

ADMINISTRATIVE STAFF PERSONNEL COSTS

Avg. No. of Positions

Executive Management	1.00	140,140	40,131	-	40,131	-	-	40,131
Instructional Management	4.00	372,383	110,481	-	110,481	-	-	110,481
Deans, Directors & Coordinators	4.00	393,770	64,452	-	64,452	-	-	64,452
CFO / Director of Finance	-			-		-	-	
Operation / Business Manager	2.00	188,955	35,605	-	35,605	-	-	35,605
Administrative Staff	6.00	305,429	85,816	-	85,816	-	-	85,816
TOTAL ADMINISTRATIVE STAFF	17.00	1,400,677	336,485	-	336,485	-	-	336,485

INSTRUCTIONAL PERSONNEL COSTS

Teachers - Regular	37.00	2,426,221	646,551	-	646,551	-	-	646,551
Teachers - SPED	6.00	291,223	104,215	-	104,215	-	-	104,215
Substitute Teachers	-			-		-	-	
Teaching Assistants	-			-		-	-	
Specialty Teachers	10.00	519,416	194,978	-	194,978	-	-	194,978
Aides	-			-		-	-	
Therapists & Counselors	3.00	121,097	47,616	-	47,616	-	-	47,616
Other	-	711,048	32,866	-	32,866	-	-	32,866
TOTAL INSTRUCTIONAL	56.00	4,069,006	1,026,227	-	1,026,227	-	-	1,026,227

NON-INSTRUCTIONAL PERSONNEL COSTS

Nurse	-			-		-	-	
Librarian	1.00	36,923	10,474	-	10,474	-	-	10,474
Custodian	2.00	120,763	33,366	-	33,366	-	-	33,366
Security	1.00	56,589	11,025	-	11,025	-	-	11,025
Other	1.00		11,357	-	11,357	-	-	11,357
TOTAL NON-INSTRUCTIONAL	5.00	214,276	66,222	-	66,222	-	-	66,222

SUBTOTAL PERSONNEL SERVICE COSTS

	78.00	5,683,959	1,428,933	-	1,428,933	-	-	1,428,933
--	-------	-----------	-----------	---	-----------	---	---	-----------

PAYROLL TAXES AND BENEFITS

Payroll Taxes		383,030	97,288	-	97,288	-	-	97,288
Fringe / Employee Benefits		500,630	146,916	-	146,916	-	-	146,916

		BRONX PREPARATORY CHARTER SCHOOL Budget / Operating Plan 2017-18							
Total Revenue		9,873,831	2,737,374	-	-	2,737,374	-	-	2,737,374
Total Expenses		10,986,827	2,729,196	-	-	2,729,196	-	-	2,729,196
Net Income		(1,112,996)	8,178	-	-	8,178	-	-	8,178
Actual Student Enrollment		695	681	-	-	681	-	-	681
		Prior Year Actual	1st Quarter - 7/1 - 9/30			2nd Quarter - 10/1 - 12/31			3rd Q
		2016-17	Original	Revised		Original	Revised		Original
		Revenue Per	Budget	Budget	Variance	Budget	Budget	Variance	Budget
		Pupil							
Retirement / Pension		<u>148,037</u>	<u>22,309</u>		-	<u>22,309</u>		-	<u>22,309</u>
TOTAL PAYROLL TAXES AND BENEFITS		1,031,697	266,512	-	-	266,512	-	-	266,512
TOTAL PERSONNEL SERVICE COSTS		6,715,655	1,695,446	-	-	1,695,446	-	-	1,695,446
CONTRACTED SERVICES									
Accounting / Audit		23,604	6,438		-	6,438		-	6,438
Legal		1,315			-			-	
Management Company Fee		1,407,128	380,113		-	380,113		-	380,113
Nurse Services					-			-	
Food Service / School Lunch					-			-	
Payroll Services		15,145	4,573		-	4,573		-	4,573
Special Ed Services					-			-	
Titlement Services (i.e. Title I)					-			-	
Other Purchased / Professional / Consulting		<u>20,646</u>	<u>515</u>		-	<u>515</u>		-	<u>515</u>
TOTAL CONTRACTED SERVICES		1,467,839	391,639	-	-	391,639	-	-	391,639

BRONX PREPARATORY CHARTER SCHOOL
Budget / Operating Plan
2017-18

	9,873,831	2,737,374	-	-	2,737,374	-	-	2,737,374
Total Revenue								
Total Expenses	10,986,827	2,729,196	-	-	2,729,196	-	-	2,729,196
Net Income	(1,112,996)	8,178	-	-	8,178	-	-	8,178
Actual Student Enrollment	695	681	-	-	681	-	-	681
	Prior Year Actual	1st Quarter - 7/1 - 9/30			2nd Quarter - 10/1 - 12/31			3rd Q
	2016-17	Original	Revised		Original	Revised		Original
	Revenue Per	Budget	Budget	Variance	Budget	Budget	Variance	Budget
	Pupil							
SCHOOL OPERATIONS								
Board Expenses				-			-	
Classroom / Teaching Supplies & Materials	87,064	22,375		-	22,375		-	22,375
Special Ed Supplies & Materials				-			-	
Textbooks / Workbooks	34,157	23,236		-	23,236		-	23,236
Supplies & Materials other	69,547	18,254		-	18,254		-	18,254
Equipment / Furniture	75,184	15,500		-	15,500		-	15,500
Telephone	79,054	19,281		-	19,281		-	19,281
Technology	86,918	10,613		-	10,613		-	10,613
Student Testing & Assessment	36,173	9,125		-	9,125		-	9,125
Field Trips	193,731	72,825		-	72,825		-	72,825
Transportation (student)	78			-			-	
Student Services - other	204,142	51,151		-	51,151		-	51,151
Office Expense	14,089	3,613		-	3,613		-	3,613
Staff Development	108,327	27,838		-	27,838		-	27,838
Staff Recruitment	7,055	258		-	258		-	258
Student Recruitment / Marketing	29,135	2,060		-	2,060		-	2,060
School Meals / Lunch	40,081	16,675		-	16,675		-	16,675
Travel (Staff)	33,294	575		-	575		-	575
Fundraising				-			-	
Other	8,254	6,446		-	6,446		-	6,446
TOTAL SCHOOL OPERATIONS	1,106,285	299,823		-	299,823		-	299,823
FACILITY OPERATION & MAINTENANCE								
Insurance	88,228	26,737		-	26,737		-	26,737
Janitorial	363,662	85,469		-	85,469		-	85,469
Building and Land Rent / Lease / Facility Finance Interest	45,554	12,375.00		-	12,375		-	12,375
Repairs & Maintenance	139,691	16,250		-	16,250		-	16,250
Equipment / Furniture				-			-	
Security				-			-	
Utilities	178,841	54,508		-	54,508		-	54,508
TOTAL FACILITY OPERATION & MAINTENANCE	815,977	195,340		-	195,340		-	195,340
DEPRECIATION & AMORTIZATION	846,369	119,188		-	119,188		-	119,188
RESERVES / CONTINGENCY	34,703	27,760		-	27,760		-	27,760

BRONX PREPARATORY CHARTER SCHOOL
Budget / Operating Plan
2017-18

Total Revenue	9,873,831	2,737,374	-	-	2,737,374	-	-	2,737,374
Total Expenses	10,986,827	2,729,196	-	-	2,729,196	-	-	2,729,196
Net Income	(1,112,996)	8,178	-	-	8,178	-	-	8,178
Actual Student Enrollment	695	681	-	-	681	-	-	681
	Prior Year Actual	1st Quarter - 7/1 - 9/30			2nd Quarter - 10/1 - 12/31			3rd C
	2016-17	Original	Revised		Original	Revised		Original
	Revenue Per	Budget	Budget	Variance	Budget	Budget	Variance	Budget
	Pupil							
TOTAL EXPENSES	<u>10,986,827</u>	<u>2,729,196</u>	-	-	<u>2,729,196</u>	-	-	<u>2,729,196</u>
NET INCOME	<u>(1,112,996)</u>	<u>8,178</u>	-	-	<u>8,178</u>	-	-	<u>8,178</u>

BRONX PREPARATORY CHARTER SCHOOL									
Budget / Operating Plan									
2017-18									
	9,873,831	2,737,374	-	-	2,737,374	-	-	2,737,374	
Total Revenue									
Total Expenses	10,986,827	2,729,196	-	-	2,729,196	-	-	2,729,196	3rd C
Net Income	(1,112,996)	8,178	-	-	8,178	-	-	8,178	
Actual Student Enrollment	695	681	-	-	681	-	-	681	
	Prior Year Actual	1st Quarter - 7/1 - 9/30			2nd Quarter - 10/1 - 12/31			3rd C	
	2016-17	Original	Revised		Original	Revised		Original	
	Revenue Per	Budget	Budget	Variance	Budget	Budget	Variance	Budget	
	Pupil								
ENROLLMENT - *School Districts Are Linked To Above Entries*									
Number of Districts:	1	1	-	-	1	-	-	1	
NYC CHANCELLOR'S OFFICE	695	681	-	-	681	-	-	681	
-	-	-	-	-	-	-	-	-	
-	-	-	-	-	-	-	-	-	
-	-	-	-	-	-	-	-	-	
-	-	-	-	-	-	-	-	-	
-	-	-	-	-	-	-	-	-	
-	-	-	-	-	-	-	-	-	
-	-	-	-	-	-	-	-	-	
-	-	-	-	-	-	-	-	-	
-	-	-	-	-	-	-	-	-	
-	-	-	-	-	-	-	-	-	
-	-	-	-	-	-	-	-	-	
-	-	-	-	-	-	-	-	-	
-	-	-	-	-	-	-	-	-	
-	-	-	-	-	-	-	-	-	
-	-	-	-	-	-	-	-	-	
ALL OTHER School Districts: (Weighted Avg)	-	-	-	-	-	-	-	-	
TOTAL ENROLLMENT	695	681	-	-	681	-	-	681	
REVENUE PER PUPIL	14,207	4,020	-	-	4,020	-	-	4,020	
EXPENSES PER PUPIL	15,808	4,008	-	-	4,008	-	-	4,008	

Total Revenue		-	-	2,737,374	-	-
Total Expenses		-	-	2,729,196	-	-
Net Income		-	-	8,178	-	-
Actual Student Enrollment		-	-	681	-	-
		3rd Quarter - 1/1 - 3/31		4th Quarter - 4/1 - 6/30		
		Revised Budget	Variance	Original Budget	Revised Budget	Variance
REVENUE		the 'REVISED' Column(s) COMPLETELY BLANK. Selected quarter(s) must be completed on tabs 2, 3 and 4.				
REVENUES FROM STATE SOURCES						
Per Pupil Revenue	2017-18 Per Pupil Rate	25.0%		25.0%	25.0%	
NYC CHANCELLOR'S OFFICE	14,527	-	-	2,473,222	-	-
-	-	-	-	-	-	-
-	-	-	-	-	-	-
-	-	-	-	-	-	-
-	-	-	-	-	-	-
-	-	-	-	-	-	-
-	-	-	-	-	-	-
-	-	-	-	-	-	-
-	-	-	-	-	-	-
-	-	-	-	-	-	-
-	-	-	-	-	-	-
-	-	-	-	-	-	-
-	-	-	-	-	-	-
-	-	-	-	-	-	-
-	-	-	-	-	-	-
-	-	-	-	-	-	-
ALL OTHER School Districts: (Weighted Avg)	-	-	-	-	-	-
TOTAL Per Pupil Revenue (Weighted Average Per Pupil Funding)	14,527	-	-	2,473,222	-	-
Special Education Revenue			-	140,266		-
Grants						
Stimulus			-			-
DYCD (Department of Youth and Community Development)			-			-
Other			-			-
NYC DoE Rental Assistance						
Other			-			-
TOTAL REVENUE FROM STATE SOURCES		-	-	2,613,488	-	-
REVENUE FROM FEDERAL FUNDING						
IDEA Special Needs			-	17,060		-
Title I			-	84,545		-
Title Funding - Other			-	2,728		-
School Food Service (Free Lunch)			-			-

Total Revenue	-	-	2,737,374	-	-
Total Expenses	-	-	2,729,196	-	-
Net Income	-	-	8,178	-	-
Actual Student Enrollment	-	-	681	-	-
	Quarter - 1/1 - 3/31		4th Quarter - 4/1 - 6/30		
	Revised Budget	Variance	Original Budget	Revised Budget	Variance
Grants					
Charter School Program (CSP) Planning & Implementation		-			-
Other		-			-
Other		-			-
TOTAL REVENUE FROM FEDERAL SOURCES	-	-	104,333	-	-
LOCAL and OTHER REVENUE					
Contributions and Donations		-			-
Fundraising		-			-
Erate Reimbursement		-	5,522		-
Earnings on Investments		-			-
Interest Income		-	500		-
Food Service (Income from meals)		-			-
Text Book		-	13,531		-
OTHER		-			-
TOTAL REVENUE FROM LOCAL and OTHER SOURCES	-	-	19,554	-	-
TOTAL REVENUE	-	-	2,737,374	-	-

Total Revenue		-	-	2,737,374	-
Total Expenses		-	-	2,729,196	-
Net Income		-	-	8,178	-
Actual Student Enrollment		-	-	681	-
		Quarter - 1/1 - 3/31		4th Quarter - 4/1 - 6/30	
		Revised		Original	Revised
		Budget	Variance	Budget	Budget
					Variance
EXPENSES					
ADMINISTRATIVE STAFF PERSONNEL COSTS		Avg. No. of Positions			
Executive Management	1.00		-	40,131	-
Instructional Management	4.00		-	110,481	-
Deans, Directors & Coordinators	4.00		-	64,452	-
CFO / Director of Finance	-		-		-
Operation / Business Manager	2.00		-	35,605	-
Administrative Staff	6.00		-	85,816	-
TOTAL ADMINISTRATIVE STAFF	17.00	-	-	336,485	-
INSTRUCTIONAL PERSONNEL COSTS					
Teachers - Regular	37.00		-	646,551	-
Teachers - SPED	6.00		-	104,215	-
Substitute Teachers	-		-		-
Teaching Assistants	-		-		-
Specialty Teachers	10.00		-	194,978	-
Aides	-		-		-
Therapists & Counselors	3.00		-	47,616	-
Other	-		-	32,866	-
TOTAL INSTRUCTIONAL	56.00	-	-	1,026,227	-
NON-INSTRUCTIONAL PERSONNEL COSTS					
Nurse	-		-		-
Librarian	1.00		-	10,474	-
Custodian	2.00		-	33,366	-
Security	1.00		-	11,025	-
Other	1.00		-	11,357	-
TOTAL NON-INSTRUCTIONAL	5.00	-	-	66,222	-
SUBTOTAL PERSONNEL SERVICE COSTS		-	-	1,428,933	-
PAYROLL TAXES AND BENEFITS					
Payroll Taxes			-	97,288	-
Fringe / Employee Benefits			-	146,916	-

Total Revenue		-	-	2,737,374	-	-
Total Expenses		-	-	2,729,196	-	-
Net Income		-	-	8,178	-	-
Actual Student Enrollment		-	-	681	-	-
		Quarter - 1/1 - 3/31			4th Quarter - 4/1 - 6/30	
		Revised Budget	Variance	Original Budget	Revised Budget	Variance
Retirement / Pension			=	<u>22,309</u>		=
TOTAL PAYROLL TAXES AND BENEFITS		-	-	266,512	-	-
TOTAL PERSONNEL SERVICE COSTS						
	78.00	-	-	1,695,446	-	-
CONTRACTED SERVICES						
Accounting / Audit			-	6,438		-
Legal			-			-
Management Company Fee			-	380,113		-
Nurse Services			-			-
Food Service / School Lunch			-			-
Payroll Services			-	4,573		-
Special Ed Services			-			-
Titlement Services (i.e. Title I)			-			-
Other Purchased / Professional / Consulting			=	<u>515</u>		=
TOTAL CONTRACTED SERVICES		-	-	391,639	-	-

Total Revenue	-	-	2,737,374	-	-
Total Expenses	-	-	2,729,196	-	-
Net Income	-	-	8,178	-	-
Actual Student Enrollment	-	-	681	-	-
	Quarter - 1/1 - 3/31		4th Quarter - 4/1 - 6/30		
	Revised		Original	Revised	
	Budget	Variance	Budget	Budget	Variance
SCHOOL OPERATIONS					
Board Expenses		-			-
Classroom / Teaching Supplies & Materials		-	22,375		-
Special Ed Supplies & Materials		-			-
Textbooks / Workbooks		-	23,236		-
Supplies & Materials other		-	18,254		-
Equipment / Furniture		-	15,500		-
Telephone		-	19,281		-
Technology		-	10,613		-
Student Testing & Assessment		-	9,125		-
Field Trips		-	72,825		-
Transportation (student)		-			-
Student Services - other		-	51,151		-
Office Expense		-	3,613		-
Staff Development		-	27,838		-
Staff Recruitment		-	258		-
Student Recruitment / Marketing		-	2,060		-
School Meals / Lunch		-	16,675		-
Travel (Staff)		-	575		-
Fundraising		-			-
Other		-	6,446		-
TOTAL SCHOOL OPERATIONS	-	-	299,823	-	-
FACILITY OPERATION & MAINTENANCE					
Insurance		-	26,737		-
Janitorial		-	85,469		-
Building and Land Rent / Lease / Facility Finance Interest		-	12,375		-
Repairs & Maintenance		-	16,250		-
Equipment / Furniture		-			-
Security		-			-
Utilities		-	54,508		-
TOTAL FACILITY OPERATION & MAINTENANCE	-	-	195,340	-	-
DEPRECIATION & AMORTIZATION		-	119,188		-
RESERVES / CONTINGENCY		-	27,760		-

Total Revenue	-	-	2,737,374	-	-
Total Expenses	-	-	2,729,196	-	-
Net Income	-	-	8,178	-	-
Actual Student Enrollment	-	-	681	-	-
	Quarter - 1/1 - 3/31		4th Quarter - 4/1 - 6/30		
	Revised	M	Original	Revised	
	Budget	ariance	Budget	Budget	Variance
TOTAL EXPENSES	-	-	<u>2,729,196</u>	-	-
NET INCOME	-	-	<u>8,178</u>	-	-

BRONX PREPARATORY CHARTER SCHOOL
Budget / Operating Plan
2017-18

Total Revenue	10,949,496	10,949,496	-	1,075,664	1,075,664
Total Expenses	10,916,784	10,916,784	-	70,043	70,043
Net Income	32,712	32,712	-	1,145,708	1,145,708
Actual Student Enrollment					

	Total Year			VARIANCE	
	Original Budget	Revised Budget	Variance	Original Budget vs. PY Budget	Revised Budget vs. PY Budget

DESCRIPTION OF ASSUMPTIONS

REVENUE

REVENUES FROM STATE SOURCES

Per Pupil Revenue

2017-18
Per Pupil Rate

NYC CHANCELLOR'S OFFICE

14,527

9,892,887	9,892,887	-	996,569	996,569
-----------	-----------	---	---------	---------

-

-

-	-	-	-	-
---	---	---	---	---

-

-

-	-	-	-	-
---	---	---	---	---

-

-

-	-	-	-	-
---	---	---	---	---

-

-

-	-	-	-	-
---	---	---	---	---

-

-

-	-	-	-	-
---	---	---	---	---

-

-

-	-	-	-	-
---	---	---	---	---

-

-

-	-	-	-	-
---	---	---	---	---

-

-

-	-	-	-	-
---	---	---	---	---

-

-

-	-	-	-	-
---	---	---	---	---

-

-

-	-	-	-	-
---	---	---	---	---

-

-

-	-	-	-	-
---	---	---	---	---

-

-

-	-	-	-	-
---	---	---	---	---

-

-

-	-	-	-	-
---	---	---	---	---

-

-

-	-	-	-	-
---	---	---	---	---

-

-

-	-	-	-	-
---	---	---	---	---

-

-

-	-	-	-	-
---	---	---	---	---

-

-

-	-	-	-	-
---	---	---	---	---

-

-

-	-	-	-	-
---	---	---	---	---

-

-

-	-	-	-	-
---	---	---	---	---

-

-

-	-	-	-	-
---	---	---	---	---

-

-

-	-	-	-	-
---	---	---	---	---

-

-

-	-	-	-	-
---	---	---	---	---

-

-

-	-	-	-	-
---	---	---	---	---

-

-

-	-	-	-	-
---	---	---	---	---

-

-

-	-	-	-	-
---	---	---	---	---

-

-

-	-	-	-	-
---	---	---	---	---

TOTAL REVENUE FROM STATE SOURCES

10,453,951	10,453,951	-	1,046,492	1,046,492
------------	------------	---	-----------	-----------

REVENUE FROM FEDERAL FUNDING

IDEA Special Needs

68,238	68,238	-	(91)	(91)
--------	--------	---	------	------

Title I

338,181	338,181	-	(0)	(0)
---------	---------	---	-----	-----

Title Funding - Other

10,911	10,911	-	(1)	(1)
--------	--------	---	-----	-----

School Food Service (Free Lunch)

-	-	-	-	-
---	---	---	---	---

Please note that prior year amounts are as of 5/31/17. June numbers are not yet finalized and entered.

BRONX PREPARATORY CHARTER SCHOOL
Budget / Operating Plan
2017-18

Total Revenue	10,949,496	10,949,496	-	1,075,664	1,075,664
Total Expenses	10,916,784	10,916,784	-	70,043	70,043
Net Income	32,712	32,712	-	1,145,708	1,145,708
Actual Student Enrollment					
	Total Year			VARIANCE	
	Original Budget	Revised Budget	Variance	Original Budget vs. PY Budget	Revised Budget vs. PY Budget
Grants					
Charter School Program (CSP) Planning & Implementation	-	-	-	-	-
Other	-	-	-	-	-
Other	-	-	-	-	-
TOTAL REVENUE FROM FEDERAL SOURCES	417,330	417,330	-	(92)	(92)
LOCAL and OTHER REVENUE					
Contributions and Donations	-	-	-	(10,800)	(10,800)
Fundraising	-	-	-	-	-
Erate Reimbursement	22,089	22,089	-	(7,161)	(7,161)
Earnings on Investments	-	-	-	(2,721)	(2,721)
Interest Income	2,000	2,000	-	1,999	1,999
Food Service (Income from meals)	-	-	-	-	-
Text Book	54,126	54,126	-	54,126	54,126
OTHER	-	-	-	(6,178)	(6,178)
TOTAL REVENUE FROM LOCAL and OTHER SOURCES	78,215	78,215	-	29,264	29,264
TOTAL REVENUE	10,949,496	10,949,496	-	1,075,664	1,075,664

DESCRIPTION OF ASSUMPTIONS

BRONX PREPARATORY CHARTER SCHOOL
Budget / Operating Plan
2017-18

Total Revenue	10,949,496	10,949,496	-	1,075,664	1,075,664
Total Expenses	10,916,784	10,916,784	-	70,043	70,043
Net Income	32,712	32,712	-	1,145,708	1,145,708
Actual Student Enrollment					

	Total Year			VARIANCE	
	Original Budget	Revised Budget	Variance	Original Budget vs. PY Budget	Revised Budget vs. PY Budget

DESCRIPTION OF ASSUMPTIONS

EXPENSES

ADMINISTRATIVE STAFF PERSONNEL COSTS

Avg. No. of Positions

Executive Management	1.00	160,524	160,524	-	(20,384)	(20,384)
Instructional Management	4.00	441,924	441,924	-	(69,541)	(69,541)
Deans, Directors & Coordinators	4.00	257,809	257,809	-	135,961	135,961
CFO / Director of Finance	-	-	-	-	-	-
Operation / Business Manager	2.00	142,421	142,421	-	46,534	46,534
Administrative Staff	6.00	343,263	343,263	-	(37,834)	(37,834)
TOTAL ADMINISTRATIVE STAFF	17.00	1,345,941	1,345,941	-	54,736	54,736

INSTRUCTIONAL PERSONNEL COSTS

Teachers - Regular	37.00	2,586,204	2,586,204	-	(159,982)	(159,982)
Teachers - SPED	6.00	416,859	416,859	-	(125,636)	(125,636)
Substitute Teachers	-	-	-	-	-	-
Teaching Assistants	-	-	-	-	-	-
Specialty Teachers	10.00	779,914	779,914	-	(260,497)	(260,497)
Aides	-	-	-	-	-	-
Therapists & Counselors	3.00	190,466	190,466	-	(69,369)	(69,369)
Other	-	131,465	131,465	-	579,583	579,583
TOTAL INSTRUCTIONAL	56.00	4,104,907	4,104,907	-	(35,901)	(35,901)

NON-INSTRUCTIONAL PERSONNEL COSTS

Nurse	-	-	-	-	-	-
Librarian	1.00	41,895	41,895	-	(4,972)	(4,972)
Custodian	2.00	133,464	133,464	-	(12,700)	(12,700)
Security	1.00	44,100	44,100	-	12,489	12,489
Other	1.00	45,427	45,427	-	(45,427)	(45,427)
TOTAL NON-INSTRUCTIONAL	5.00	264,886	264,886	-	(50,611)	(50,611)

SUBTOTAL PERSONNEL SERVICE COSTS

78.00	5,715,734	5,715,734	-	(31,775)	(31,775)
-------	-----------	-----------	---	----------	----------

PAYROLL TAXES AND BENEFITS

Payroll Taxes		389,151	389,151	-	(6,120)	(6,120)
Fringe / Employee Benefits		587,663	587,663	-	(87,033)	(87,033)

BRONX PREPARATORY CHARTER SCHOOL
Budget / Operating Plan
2017-18

Total Revenue	10,949,496	10,949,496	-	1,075,664	1,075,664
Total Expenses	10,916,784	10,916,784	-	70,043	70,043
Net Income	32,712	32,712	-	1,145,708	1,145,708
Actual Student Enrollment					
	Total Year			VARIANCE	
	Original Budget	Revised Budget	Variance	Original Budget vs. PY Budget	Revised Budget vs. PY Budget
Retirement / Pension	89,236	89,236	-	58,801	58,801
TOTAL PAYROLL TAXES AND BENEFITS	1,066,050	1,066,050	-	(34,353)	(34,353)
TOTAL PERSONNEL SERVICE COSTS	6,781,783	6,781,783	-	(66,128)	(66,128)
CONTRACTED SERVICES					
Accounting / Audit	25,750	25,750	-	(2,146)	(2,146)
Legal	-	-	-	1,315	1,315
Management Company Fee	1,520,452	1,520,452	-	(113,323)	(113,323)
Nurse Services	-	-	-	-	-
Food Service / School Lunch	-	-	-	-	-
Payroll Services	18,293	18,293	-	(3,148)	(3,148)
Special Ed Services	-	-	-	-	-
Titlement Services (i.e. Title I)	-	-	-	-	-
Other Purchased / Professional / Consulting	2,060	2,060	-	18,586	18,586
TOTAL CONTRACTED SERVICES	1,566,555	1,566,555	-	(98,716)	(98,716)

78.00

DESCRIPTION OF ASSUMPTIONS

BRONX PREPARATORY CHARTER SCHOOL
Budget / Operating Plan
2017-18

Total Revenue	10,949,496	10,949,496	-	1,075,664	1,075,664
Total Expenses	10,916,784	10,916,784	-	70,043	70,043
Net Income	32,712	32,712	-	1,145,708	1,145,708
Actual Student Enrollment					

	Total Year			VARIANCE	
	Original Budget	Revised Budget	Variance	Original Budget vs. PY Budget	Revised Budget vs. PY Budget

DESCRIPTION OF ASSUMPTIONS

SCHOOL OPERATIONS

Board Expenses	-	-	-	-	-
Classroom / Teaching Supplies & Materials	89,500	89,500	-	(2,436)	(2,436)
Special Ed Supplies & Materials	-	-	-	-	-
Textbooks / Workbooks	92,944	92,944	-	(58,786)	(58,786)
Supplies & Materials other	73,014	73,014	-	(3,467)	(3,467)
Equipment / Furniture	62,000	62,000	-	13,184	13,184
Telephone	77,123	77,123	-	1,932	1,932
Technology	42,452	42,452	-	44,466	44,466
Student Testing & Assessment	36,500	36,500	-	(327)	(327)
Field Trips	291,300	291,300	-	(97,569)	(97,569)
Transportation (student)	-	-	-	78	78
Student Services - other	204,605	204,605	-	(463)	(463)
Office Expense	14,450	14,450	-	(361)	(361)
Staff Development	111,350	111,350	-	(3,023)	(3,023)
Staff Recruitment	1,030	1,030	-	6,025	6,025
Student Recruitment / Marketing	8,240	8,240	-	20,895	20,895
School Meals / Lunch	66,701	66,701	-	(26,619)	(26,619)
Travel (Staff)	2,300	2,300	-	30,994	30,994
Fundraising	-	-	-	-	-
Other	<u>25,785</u>	<u>25,785</u>	-	<u>(17,531)</u>	<u>(17,531)</u>
TOTAL SCHOOL OPERATIONS	1,199,293	1,199,293	-	(93,008)	(93,008)

FACILITY OPERATION & MAINTENANCE

Insurance	106,948	106,948	-	(18,720)	(18,720)
Janitorial	341,877	341,877	-	21,785	21,785
Building and Land Rent / Lease / Facility Finance Interest	49,500	49,500	-	(3,946)	(3,946)
Repairs & Maintenance	65,000	65,000	-	74,691	74,691
Equipment / Furniture	-	-	-	-	-
Security	-	-	-	-	-
Utilities	<u>218,033</u>	<u>218,033</u>	-	<u>(39,192)</u>	<u>(39,192)</u>
TOTAL FACILITY OPERATION & MAINTENANCE	781,358	781,358	-	34,618	34,618

DEPRECIATION & AMORTIZATION

	476,753	476,753	-	369,616	369,616
--	---------	---------	---	---------	---------

RESERVES / CONTINGENCY

	111,041	111,041	-	(76,338)	(76,338)
--	---------	---------	---	----------	----------

BRONX PREPARATORY CHARTER SCHOOL
Budget / Operating Plan
2017-18

Total Revenue	10,949,496	10,949,496	-	1,075,664	1,075,664
Total Expenses	10,916,784	10,916,784	-	70,043	70,043
Net Income	32,712	32,712	-	1,145,708	1,145,708
Actual Student Enrollment					
	Total Year			VARIANCE	
	Original Budget	Revised Budget	Variance	Original Budget vs. PY Budget	Revised Budget vs. PY Budget
TOTAL EXPENSES	10,916,784	10,916,784	-	70,043	70,043
NET INCOME	32,712	32,712	-	1,145,708	1,145,708

DESCRIPTION OF ASSUMPTIONS

**BRONX PREPARATORY CHARTER SCHOOL
ALANCE SHEET
2017-18**

Please enter balance sheet data for the Ed Corp
Democracy Prep New York Charter Schools
only on this template.

The balance sheet should include data for
all charter schools operated by the Ed Corp.

	<u>Prior Year</u>	Q1	Q2	Q3	Q4
	<u>2016-17</u>	<u>As of 9/30</u>	<u>As of 12/31</u>	<u>As of 3/31</u>	<u>As of 6/30</u>
<u>ASSETS</u>					
<u>CURRENT ASSETS</u>					
Cash and cash equivalents	11,032,897	-	-	-	-
Grants and contracts receivable	2,265,261	-	-	-	-
Accounts receivables	895,792	-	-	-	-
Prepaid Expenses	1,230,525	-	-	-	-
Contributions and other receivables	-	-	-	-	-
TOTAL CURRENT ASSETS	15,424,475	-	-	-	-
<u>PROPERTY, BUILDING AND EQUIPMENT, net</u>	19,458,695	-	-	-	-
<u>OTHER ASSETS</u>	-	-	-	-	-
TOTAL ASSETS	34,883,170	-	-	-	-
<u>LIABILITIES AND NET ASSETS</u>					
<u>CURRENT LIABILITIES</u>					
Accounts payable and accrued expenses	2,190,453	-	-	-	-
Accrued payroll and benefits	2,327,610	-	-	-	-
Deferred Revenue	3,837,754	-	-	-	-
Current maturities of long-term debt	340,495	-	-	-	-
Short Term Debt - Bonds, Notes Payable	-	-	-	-	-
Other	14,845	-	-	-	-
TOTAL CURRENT LIABILITIES	8,711,158	-	-	-	-
<u>LONG-TERM DEBT and NOTES PAYABLE, net current maturities</u>	1,731,299	-	-	-	-
TOTAL LIABILITIES	10,442,457	-	-	-	-
<u>NET ASSETS</u>					
Unrestricted	9,973,818	-	-	-	-
Temporarily restricted	14,466,895	-	-	-	-
TOTAL NET ASSETS	24,440,714	-	-	-	-
TOTAL LIABILITIES AND NET ASSETS	34,883,170	-	-	-	-

BRONX PREPARATORY CHARTE
Budget / Operating Plan

2017-18

Total Revenue	-	2,737,374	-	-	2,737,374	-	-
Total Expenses	-	2,729,196	-	-	2,729,196	-	-
Net Income	-	8,178	-	-	8,178	-	-
Actual Student Enrollment	-	681	-	-	681	-	-
				1st Quarter - 7/1 - 9/30	2nd Quarter - 10/1 - 12/31		3rd Quarter - 1/1 - 3/31
*NOTE: Enrollment, Revenue and Expenditure Data IN the 'Total and Variance Analysis' Section is Based on LAST ACTUAL Quarter Completed				Actual	Current Budget	Variance	Actual
Other		-	-		-	-	
TOTAL REVENUE FROM FEDERAL SOURCES	-	104,333	-	-	104,333	-	-
LOCAL and OTHER REVENUE							
Contributions and Donations		-	-		-	-	
Fundraising		-	-		-	-	
Erate Reimbursement		5,522	-		5,522	-	
Earnings on Investments		-	-		-	-	
Interest Income		500	-		500	-	
Food Service (Income from meals)		-	-		-	-	
Text Book		13,531	-		13,531	-	
OTHER		-	-		-	-	
TOTAL REVENUE FROM LOCAL and OTHER SOURCES	-	19,554	-	-	19,554	-	-
TOTAL REVENUE	-	2,737,374	-	-	2,737,374	-	-

Total Revenue	-	2,737,374	-	-	2,737,374	-	-
Total Expenses	-	2,729,196	-	-	2,729,196	-	-
Net Income	-	8,178	-	-	8,178	-	-
Actual Student Enrollment	-	681	-	-	681	-	-

*NOTE: Enrollment, Revenue and Expenditure Data IN the 'Total and Variance Analysis' Section is Based on LAST ACTUAL Quarter Completed	1st Quarter - 7/1 - 9/30			2nd Quarter - 10/1 - 12/31			3rd Quarter
	Actual	Current Budget	Variance	Actual	Current Budget	Variance	Actual

EXPENSES

Quarter 0

ADMINISTRATIVE STAFF PERSONNEL COSTS

No. of Positions

Executive Management	-	40,131	-	40,131	-	-
Instructional Management	-	110,481	-	110,481	-	-
Deans, Directors & Coordinators	-	64,452	-	64,452	-	-
CFO / Director of Finance	-	-	-	-	-	-
Operation / Business Manager	-	35,605	-	35,605	-	-
Administrative Staff	-	85,816	-	85,816	-	-
TOTAL ADMINISTRATIVE STAFF	-	336,485	-	336,485	-	-

INSTRUCTIONAL PERSONNEL COSTS

Teachers - Regular	-	646,551	-	646,551	-	-
Teachers - SPED	-	104,215	-	104,215	-	-
Substitute Teachers	-	-	-	-	-	-
Teaching Assistants	-	-	-	-	-	-
Specialty Teachers	-	194,978	-	194,978	-	-
Aides	-	-	-	-	-	-
Therapists & Counselors	-	47,616	-	47,616	-	-
Other	-	32,866	-	32,866	-	-
TOTAL INSTRUCTIONAL	-	1,026,227	-	1,026,227	-	-

NON-INSTRUCTIONAL PERSONNEL COSTS

Nurse	-	-	-	-	-	-
Librarian	-	10,474	-	10,474	-	-
Custodian	-	33,366	-	33,366	-	-
Security	-	11,025	-	11,025	-	-
Other	-	11,357	-	11,357	-	-
TOTAL NON-INSTRUCTIONAL	-	66,222	-	66,222	-	-

SUBTOTAL PERSONNEL SERVICE COSTS

-	-	1,428,933	-	1,428,933	-	-
---	---	-----------	---	-----------	---	---

PAYROLL TAXES AND BENEFITS

Payroll Taxes	-	97,288	-	97,288	-	-
Fringe / Employee Benefits	-	146,916	-	146,916	-	-
Retirement / Pension	-	22,309	-	22,309	-	-
TOTAL PAYROLL TAXES AND BENEFITS	-	266,512	-	266,512	-	-

TOTAL PERSONNEL SERVICE COSTS

-	-	1,695,446	-	1,695,446	-	-
---	---	-----------	---	-----------	---	---

Total Revenue	-	2,737,374	-	-	2,737,374	-	-
Total Expenses	-	2,729,196	-	-	2,729,196	-	-
Net Income	-	8,178	-	-	8,178	-	-
Actual Student Enrollment	-	681	-	-	681	-	-

*NOTE: Enrollment, Revenue and Expenditure Data IN the 'Total and Variance Analysis' Section is Based on LAST ACTUAL Quarter Completed	1st Quarter - 7/1 - 9/30			2nd Quarter - 10/1 - 12/31			3rd Quarter
	Actual	Current Budget	Variance	Actual	Current Budget	Variance	Actual
	CONTRACTED SERVICES						
Accounting / Audit		6,438	-		6,438	-	
Legal		-	-		-	-	
Management Company Fee		380,113	-		380,113	-	
Nurse Services		-	-		-	-	
Food Service / School Lunch		-	-		-	-	
Payroll Services		4,573	-		4,573	-	
Special Ed Services		-	-		-	-	
Titlement Services (i.e. Title I)		-	-		-	-	
Other Purchased / Professional / Consulting		515	-		515	-	
TOTAL CONTRACTED SERVICES	-	391,639	-	-	391,639	-	-

BRONX PREPARATORY CHARTER

Budget / Operating Plan

2017-18

Total Revenue	-	2,737,374	-	-	2,737,374	-	-
Total Expenses	-	2,729,196	-	-	2,729,196	-	-
Net Income	-	8,178	-	-	8,178	-	-
Actual Student Enrollment	-	681	-	-	681	-	-

*NOTE: Enrollment, Revenue and Expenditure Data IN the 'Total and Variance Analysis' Section is Based on LAST ACTUAL Quarter Completed	1st Quarter - 7/1 - 9/30			2nd Quarter - 10/1 - 12/31			3rd Quarter
	Actual	Current Budget	Variance	Actual	Current Budget	Variance	Actual

SCHOOL OPERATIONS

Board Expenses	-	-	-	-	-	-	-
Classroom / Teaching Supplies & Materials	22,375	-	-	22,375	-	-	-
Special Ed Supplies & Materials	-	-	-	-	-	-	-
Textbooks / Workbooks	23,236	-	-	23,236	-	-	-
Supplies & Materials other	18,254	-	-	18,254	-	-	-
Equipment / Furniture	15,500	-	-	15,500	-	-	-
Telephone	19,281	-	-	19,281	-	-	-
Technology	10,613	-	-	10,613	-	-	-
Student Testing & Assessment	9,125	-	-	9,125	-	-	-
Field Trips	72,825	-	-	72,825	-	-	-
Transportation (student)	-	-	-	-	-	-	-
Student Services - other	51,151	-	-	51,151	-	-	-
Office Expense	3,613	-	-	3,613	-	-	-
Staff Development	27,838	-	-	27,838	-	-	-
Staff Recruitment	258	-	-	258	-	-	-
Student Recruitment / Marketing	2,060	-	-	2,060	-	-	-
School Meals / Lunch	16,675	-	-	16,675	-	-	-
Travel (Staff)	575	-	-	575	-	-	-
Fundraising	-	-	-	-	-	-	-
Other	6,446	-	-	6,446	-	-	-
TOTAL SCHOOL OPERATIONS	-	299,823	-	-	299,823	-	-

FACILITY OPERATION & MAINTENANCE

Insurance	26,737	-	-	26,737	-	-	-
Janitorial	85,469	-	-	85,469	-	-	-
Building and Land Rent / Lease / Facility Finance Interest	12,375	-	-	12,375	-	-	-
Repairs & Maintenance	16,250	-	-	16,250	-	-	-
Equipment / Furniture	-	-	-	-	-	-	-
Security	-	-	-	-	-	-	-
Utilities	54,508	-	-	54,508	-	-	-
TOTAL FACILITY OPERATION & MAINTENANCE	-	195,340	-	-	195,340	-	-

DEPRECIATION & AMORTIZATION

	119,188	-	-	119,188	-	-	-
--	---------	---	---	---------	---	---	---

RESERVES / CONTINGENCY

	27,760	-	-	27,760	-	-	-
--	--------	---	---	--------	---	---	---

TOTAL EXPENSES	-	2,729,196	-	-	2,729,196	-	-
-----------------------	---	-----------	---	---	-----------	---	---

**BRONX PREPARATORY CHARTER
Budget / Operating Plan**

2017-18

Total Revenue	-	2,737,374	-	-	2,737,374	-	-
Total Expenses	-	2,729,196	-	-	2,729,196	-	-
Net Income	-	8,178	-	-	8,178	-	-
Actual Student Enrollment	-	681	-	-	681	-	-

*NOTE: Enrollment, Revenue and Expenditure Data IN the 'Total and Variance Analysis' Section is Based on LAST ACTUAL Quarter Completed	1st Quarter - 7/1 - 9/30			2nd Quarter - 10/1 - 12/31			3rd Quarter
	Actual	Current Budget	Variance	Actual	Current Budget	Variance	Actual
NET INCOME	-	8,178	-	-	8,178	-	-

**ER SCHOOL
n**

Total Revenue	2,737,374	-	-	2,737,374	-
Total Expenses	2,729,196	-	-	2,729,196	-
Net Income	8,178	-	-	8,178	-
Actual Student Enrollment	681	-	-	681	-

*NOTE: Enrollment, Revenue and Expenditure Data IN the 'Total and Variance Analysis' Section is Based on LAST ACTUAL Quarter Completed	Quarter - 1/1 - 3/31		4th Quarter - 4/1 - 6/30		
	Current Budget	Variance	Actual	Current Budget	Variance

REVENUE

REVENUES FROM STATE SOURCES

Per Pupil Revenue

CY Per Pupil Rate

NYC CHANCELLOR'S OFFICE

14,527

2,473,222	-		2,473,222	-
-----------	---	--	-----------	---

-

-

-	-		-	-
---	---	--	---	---

-

-

-	-		-	-
---	---	--	---	---

-

-

-	-		-	-
---	---	--	---	---

-

-

-	-		-	-
---	---	--	---	---

-

-

-	-		-	-
---	---	--	---	---

-

-

-	-		-	-
---	---	--	---	---

-

-

-	-		-	-
---	---	--	---	---

-

-

-	-		-	-
---	---	--	---	---

-

-

-	-		-	-
---	---	--	---	---

-

-

-	-		-	-
---	---	--	---	---

-

-

-	-		-	-
---	---	--	---	---

-

-

-	-		-	-
---	---	--	---	---

-

-

-	-		-	-
---	---	--	---	---

-

-

-	-		-	-
---	---	--	---	---

ALL OTHER School Districts: (Count = 0)

-

-	-		-	-
---	---	--	---	---

TOTAL Per Pupil Revenue (Weighted Average Per Pupil Funding)

14,527

2,473,222	-	-	2,473,222	-
-----------	---	---	-----------	---

Special Education Revenue

140,266	-		140,266	-
---------	---	--	---------	---

Grants

Stimulus

-	-		-	-
---	---	--	---	---

DYCD (Department of Youth and Community Development)

-	-		-	-
---	---	--	---	---

Other

-	-		-	-
---	---	--	---	---

NYC DoE Rental Assistance

-	-		-	-
---	---	--	---	---

Other

-	-		-	-
---	---	--	---	---

TOTAL REVENUE FROM STATE SOURCES

2,613,488	-	-	2,613,488	-
-----------	---	---	-----------	---

REVENUE FROM FEDERAL FUNDING

IDEA Special Needs

17,060	-		17,060	-
--------	---	--	--------	---

Title I

84,545	-		84,545	-
--------	---	--	--------	---

Title Funding - Other

2,728	-		2,728	-
-------	---	--	-------	---

School Food Service (Free Lunch)

-	-		-	-
---	---	--	---	---

Grants

Charter School Program (CSP) Planning & Implementation

-	-		-	-
---	---	--	---	---

Other

-	-		-	-
---	---	--	---	---

**ER SCHOOL
n**

Total Revenue	2,737,374	-	-	2,737,374	-
Total Expenses	2,729,196	-	-	2,729,196	-
Net Income	8,178	-	-	8,178	-
Actual Student Enrollment	681	-	-	681	-
	Quarter - 1/1 - 3/31		4th Quarter - 4/1 - 6/30		
*NOTE: Enrollment, Revenue and Expenditure Data IN the 'Total and Variance Analysis' Section is Based on LAST ACTUAL Quarter Completed	Current Budget	Variance	Actual	Current Budget	Variance
Other	-	-		-	-
TOTAL REVENUE FROM FEDERAL SOURCES	104,333	-	-	104,333	-
LOCAL and OTHER REVENUE					
Contributions and Donations	-	-		-	-
Fundraising	-	-		-	-
Erate Reimbursement	5,522	-		5,522	-
Earnings on Investments	-	-		-	-
Interest Income	500	-		500	-
Food Service (Income from meals)	-	-		-	-
Text Book	13,531	-		13,531	-
OTHER	-	-		-	-
TOTAL REVENUE FROM LOCAL and OTHER SOURCES	19,554	-	-	19,554	-
TOTAL REVENUE	2,737,374	-	-	2,737,374	-

**ER SCHOOL
n**

Total Revenue	2,737,374	-	-	2,737,374	-
Total Expenses	2,729,196	-	-	2,729,196	-
Net Income	8,178	-	-	8,178	-
Actual Student Enrollment	681	-	-	681	-

*NOTE: Enrollment, Revenue and Expenditure Data IN the 'Total and Variance Analysis' Section is Based on LAST ACTUAL Quarter Completed	Quarter - 1/1 - 3/31		4th Quarter - 4/1 - 6/30		
	Current Budget	Variance	Actual	Current Budget	Variance

EXPENSES

	Quarter 0 No. of Positions					
ADMINISTRATIVE STAFF PERSONNEL COSTS						
Executive Management	-	40,131	-		40,131	-
Instructional Management	-	110,481	-		110,481	-
Deans, Directors & Coordinators	-	64,452	-		64,452	-
CFO / Director of Finance	-	-	-		-	-
Operation / Business Manager	-	35,605	-		35,605	-
Administrative Staff	-	<u>85,816</u>	-		<u>85,816</u>	-
TOTAL ADMINISTRATIVE STAFF	-	336,485	-	-	336,485	-
INSTRUCTIONAL PERSONNEL COSTS						
Teachers - Regular	-	646,551	-		646,551	-
Teachers - SPED	-	104,215	-		104,215	-
Substitute Teachers	-	-	-		-	-
Teaching Assistants	-	-	-		-	-
Specialty Teachers	-	194,978	-		194,978	-
Aides	-	-	-		-	-
Therapists & Counselors	-	47,616	-		47,616	-
Other	-	<u>32,866</u>	-		<u>32,866</u>	-
TOTAL INSTRUCTIONAL	-	1,026,227	-	-	1,026,227	-
NON-INSTRUCTIONAL PERSONNEL COSTS						
Nurse	-	-	-		-	-
Librarian	-	10,474	-		10,474	-
Custodian	-	33,366	-		33,366	-
Security	-	11,025	-		11,025	-
Other	-	<u>11,357</u>	-		<u>11,357</u>	-
TOTAL NON-INSTRUCTIONAL	-	66,222	-	-	66,222	-
SUBTOTAL PERSONNEL SERVICE COSTS	-	1,428,933	-	-	1,428,933	-
PAYROLL TAXES AND BENEFITS						
Payroll Taxes		97,288	-		97,288	-
Fringe / Employee Benefits		146,916	-		146,916	-
Retirement / Pension		<u>22,309</u>	-		<u>22,309</u>	-
TOTAL PAYROLL TAXES AND BENEFITS		266,512	-	-	266,512	-
TOTAL PERSONNEL SERVICE COSTS	-	1,695,446	-	-	1,695,446	-

ER SCHOOL					
n					
Total Revenue	2,737,374	-	-	2,737,374	-
Total Expenses	2,729,196	-	-	2,729,196	-
Net Income	8,178	-	-	8,178	-
Actual Student Enrollment	681	-	-	681	-
		Quarter - 1/1 - 3/31	4th Quarter - 4/1 - 6/30		
*NOTE: Enrollment, Revenue and Expenditure Data IN the 'Total and Variance Analysis' Section is Based on LAST ACTUAL Quarter Completed		ER SCHOOL			
		n	Current Budget	Variance	Actual
CONTRACTED SERVICES					
Accounting / Audit	6,438	-		6,438	-
Legal	-	-		-	-
Management Company Fee	380,113	-		380,113	-
Nurse Services	-	-		-	-
Food Service / School Lunch	-	-		-	-
Payroll Services	4,573	-		4,573	-
Special Ed Services	-	-		-	-
Titlement Services (i.e. Title I)	-	-		-	-
Other Purchased / Professional / Consulting	515	-		515	-
TOTAL CONTRACTED SERVICES	391,639	-	-	391,639	-

ER SCHOOL
n

Total Revenue	2,737,374	-	-	2,737,374	-
Total Expenses	2,729,196	-	-	2,729,196	-
Net Income	8,178	-	-	8,178	-
Actual Student Enrollment	681	-	-	681	-

*NOTE: Enrollment, Revenue and Expenditure Data IN the 'Total and Variance Analysis' Section is Based on LAST ACTUAL Quarter Completed	Quarter - 1/1 - 3/31		4th Quarter - 4/1 - 6/30		
	Current Budget	Variance	Actual	Current Budget	Variance

SCHOOL OPERATIONS					
Board Expenses	-	-		-	-
Classroom / Teaching Supplies & Materials	22,375	-		22,375	-
Special Ed Supplies & Materials	-	-		-	-
Textbooks / Workbooks	23,236	-		23,236	-
Supplies & Materials other	18,254	-		18,254	-
Equipment / Furniture	15,500	-		15,500	-
Telephone	19,281	-		19,281	-
Technology	10,613	-		10,613	-
Student Testing & Assessment	9,125	-		9,125	-
Field Trips	72,825	-		72,825	-
Transportation (student)	-	-		-	-
Student Services - other	51,151	-		51,151	-
Office Expense	3,613	-		3,613	-
Staff Development	27,838	-		27,838	-
Staff Recruitment	258	-		258	-
Student Recruitment / Marketing	2,060	-		2,060	-
School Meals / Lunch	16,675	-		16,675	-
Travel (Staff)	575	-		575	-
Fundraising	-	-		-	-
Other	6,446	-		6,446	-
TOTAL SCHOOL OPERATIONS	299,823	-	-	299,823	-
FACILITY OPERATION & MAINTENANCE					
Insurance	26,737	-		26,737	-
Janitorial	85,469	-		85,469	-
Building and Land Rent / Lease / Facility Finance Interest	12,375	-		12,375	-
Repairs & Maintenance	16,250	-		16,250	-
Equipment / Furniture	-	-		-	-
Security	-	-		-	-
Utilities	54,508	-		54,508	-
TOTAL FACILITY OPERATION & MAINTENANCE	195,340	-	-	195,340	-
DEPRECIATION & AMORTIZATION	119,188	-		119,188	-
RESERVES / CONTINGENCY	27,760	-		27,760	-
TOTAL EXPENSES	2,729,196	-	-	2,729,196	-

ER SCHOOL					
ER SCHOOL					
n					
Total Revenue	2,737,374	-	-	2,737,374	-
Total Expenses	2,729,196	-	-	2,729,196	-
Net Income	8,178	-	-	8,178	-
Actual Student Enrollment	681	-	-	681	-
		Quarter - 1/1 - 3/31		4th Quarter - 4/1 - 6/30	
*NOTE: Enrollment, Revenue and Expenditure Data IN the 'Total and Variance Analysis' Section is Based on LAST ACTUAL Quarter Completed		Quarter - 1/1 - 3/31			
	Current Budget	Variance	Actual	Current Budget	Variance
NET INCOME	8,178	-	-	8,178	-

IR SCHOOL					
n					
Total Revenue	2,737,374	-	-	2,737,374	-
Total Expenses	2,729,196	-	-	2,729,196	-
Net Income	8,178	-	-	8,178	-
Actual Student Enrollment	681	-	-	681	-
Quarter - 1/1 - 3/31					
Quarter - 1/1 - 3/31			4th Quarter - 4/1 - 6/30		
*NOTE: Enrollment, Revenue and Expenditure Data IN the 'Total and Variance Analysis' Section is Based on LAST ACTUAL Quarter Completed	Current		Actual	Current	
	Budget	Variance		Budget	Variance
ENROLLMENT - *School Districts Are Linked To Above Entries*					
NYC CHANCELLOR'S OFFICE	681	-	-	681	-
-	-	-	-	-	-
-	-	-	-	-	-
-	-	-	-	-	-
-	-	-	-	-	-
-	-	-	-	-	-
-	-	-	-	-	-
-	-	-	-	-	-
-	-	-	-	-	-
-	-	-	-	-	-
-	-	-	-	-	-
-	-	-	-	-	-
-	-	-	-	-	-
-	-	-	-	-	-
-	-	-	-	-	-
-	-	-	-	-	-
-	-	-	-	-	-
-	-	-	-	-	-
ALL OTHER School Districts: (Count = 0)	-	-	-	-	-
TOTAL ENROLLMENT	681	-	-	681	-
REVENUE PER PUPIL	4,020	-	-	4,020	-
EXPENSES PER PUPIL	4,008	-	-	4,008	-

BRONX PREPARATORY CHARTER SCHOOL

Budget / Operating Plan

2017-18

Total Revenue	-	-	-	10,949,496	(10,949,496)	-	-	10,949,496
Total Expenses	-	-	-	10,916,784	10,916,784	-	-	10,916,784
Net Income	-	-	-	32,712	(32,712)	-	-	32,712
Actual Student Enrollment	-	-	-			-	-	

***NOTE: Enrollment, Revenue and Expenditure Data IN the 'Total and Variance Analysis' Section is Based on LAST ACTUAL Quarter Completed**

TOTALS AND VARIANCE ANALYSIS

	Actual	Current Budget (Current Quarter)	Actual vs. Current Budget	Current Budget - TY	Actual vs. Current Budget TY	Original Budget (Current Quarter)	Actual vs. Original Budget	Original Budget -
Other	-	-	-	-	-	-	-	
TOTAL REVENUE FROM FEDERAL SOURCES	-	-	-	417,330	(417,330)	-	-	417,330
LOCAL and OTHER REVENUE								
Contributions and Donations	-	-	-	-	-	-	-	
Fundraising	-	-	-	-	-	-	-	
Erate Reimbursement	-	-	-	22,089	(22,089)	-	-	22,089
Earnings on Investments	-	-	-	-	-	-	-	
Interest Income	-	-	-	2,000	(2,000)	-	-	2,000
Food Service (Income from meals)	-	-	-	-	-	-	-	
Text Book	-	-	-	54,126	(54,126)	-	-	54,126
OTHER	-	-	-	-	-	-	-	
TOTAL REVENUE FROM LOCAL and OTHER SOURCES	-	-	-	78,215	(78,215)	-	-	78,215
TOTAL REVENUE	-	-	-	10,949,496	(10,949,496)	-	-	10,949,496

BRONX PREPARATORY CHARTER SCHOOL

Budget / Operating Plan

2017-18

Total Revenue	-	-	-	10,949,496	(10,949,496)	-	-	10,949,496
Total Expenses	-	-	-	10,916,784	10,916,784	-	-	10,916,784
Net Income	-	-	-	32,712	(32,712)	-	-	32,712
Actual Student Enrollment	-	-	-			-	-	

***NOTE: Enrollment, Revenue and Expenditure Data IN the 'Total and Variance Analysis' Section is Based on LAST ACTUAL Quarter Completed**

TOTALS AND VARIANCE ANALYSIS

Actual	Current Budget (Current Quarter)	Actual vs. Current Budget	Current Budget - TY	Actual vs. Current Budget TY	Original Budget (Current Quarter)	Actual vs. Original Budget	Original Budget -
---------------	-----------------------------------------	----------------------------------	----------------------------	-------------------------------------	------------------------------------------	-----------------------------------	--------------------------

EXPENSES	Quarter 0 No. of Positions	Actual	Current Budget (Current Quarter)	Actual vs. Current Budget	Current Budget - TY	Actual vs. Current Budget TY	Original Budget (Current Quarter)	Actual vs. Original Budget	Original Budget -
ADMINISTRATIVE STAFF PERSONNEL COSTS									
Executive Management	-	-	-	-	160,524	160,524	-	-	160,524
Instructional Management	-	-	-	-	441,924	441,924	-	-	441,924
Deans, Directors & Coordinators	-	-	-	-	257,809	257,809	-	-	257,809
CFO / Director of Finance	-	-	-	-	-	-	-	-	-
Operation / Business Manager	-	-	-	-	142,421	142,421	-	-	142,421
Administrative Staff	-	-	-	-	343,263	343,263	-	-	343,263
TOTAL ADMINISTRATIVE STAFF	-	-	-	-	1,345,941	1,345,941	-	-	1,345,941
INSTRUCTIONAL PERSONNEL COSTS									
Teachers - Regular	-	-	-	-	2,586,204	2,586,204	-	-	2,586,204
Teachers - SPED	-	-	-	-	416,859	416,859	-	-	416,859
Substitute Teachers	-	-	-	-	-	-	-	-	-
Teaching Assistants	-	-	-	-	-	-	-	-	-
Specialty Teachers	-	-	-	-	779,914	779,914	-	-	779,914
Aides	-	-	-	-	-	-	-	-	-
Therapists & Counselors	-	-	-	-	190,466	190,466	-	-	190,466
Other	-	-	-	-	131,465	131,465	-	-	131,465
TOTAL INSTRUCTIONAL	-	-	-	-	4,104,907	4,104,907	-	-	4,104,907
NON-INSTRUCTIONAL PERSONNEL COSTS									
Nurse	-	-	-	-	-	-	-	-	-
Librarian	-	-	-	-	41,895	41,895	-	-	41,895
Custodian	-	-	-	-	133,464	133,464	-	-	133,464
Security	-	-	-	-	44,100	44,100	-	-	44,100
Other	-	-	-	-	45,427	45,427	-	-	45,427
TOTAL NON-INSTRUCTIONAL	-	-	-	-	264,886	264,886	-	-	264,886
SUBTOTAL PERSONNEL SERVICE COSTS	-	-	-	-	5,715,734	5,715,734	-	-	5,715,734
PAYROLL TAXES AND BENEFITS									
Payroll Taxes		-	-	-	389,151	389,151	-	-	389,151
Fringe / Employee Benefits		-	-	-	587,663	587,663	-	-	587,663
Retirement / Pension		-	-	-	89,236	89,236	-	-	89,236
TOTAL PAYROLL TAXES AND BENEFITS		-	-	-	1,066,050	1,066,050	-	-	1,066,050
TOTAL PERSONNEL SERVICE COSTS	-	-	-	-	6,781,783	6,781,783	-	-	6,781,783

BRONX PREPARATORY CHARTER SCHOOL

Budget / Operating Plan

2017-18

Total Revenue	-	-	-	10,949,496	(10,949,496)	-	-	10,949,496
Total Expenses	-	-	-	10,916,784	10,916,784	-	-	10,916,784
Net Income	-	-	-	32,712	(32,712)	-	-	32,712
Actual Student Enrollment	-	-	-			-	-	

TOTALS AND VARIANCE ANALYSIS

***NOTE: Enrollment, Revenue and Expenditure Data IN the 'Total and Variance Analysis' Section is Based on LAST ACTUAL Quarter Completed**

	Actual	Current Budget (Current Quarter)	Actual vs. Current Budget	Current Budget - TY	Actual vs. Current Budget TY	Original Budget (Current Quarter)	Actual vs. Original Budget	Original Budget -
CONTRACTED SERVICES								
Accounting / Audit	-	-	-	25,750	25,750	-	-	25,750
Legal	-	-	-	-	-	-	-	
Management Company Fee	-	-	-	1,520,452	1,520,452	-	-	1,520,452
Nurse Services	-	-	-	-	-	-	-	
Food Service / School Lunch	-	-	-	-	-	-	-	
Payroll Services	-	-	-	18,293	18,293	-	-	18,293
Special Ed Services	-	-	-	-	-	-	-	
Titlement Services (i.e. Title I)	-	-	-	-	-	-	-	
Other Purchased / Professional / Consulting	-	-	-	2,060	2,060	-	-	2,060
TOTAL CONTRACTED SERVICES	-	-	-	1,566,555	1,566,555	-	-	1,566,555

BRONX PREPARATORY CHARTER SCHOOL

Budget / Operating Plan

2017-18

Total Revenue	-	-	-	10,949,496	(10,949,496)	-	-	10,949,496
Total Expenses	-	-	-	10,916,784	10,916,784	-	-	10,916,784
Net Income	-	-	-	32,712	(32,712)	-	-	32,712
Actual Student Enrollment	-	-	-			-	-	

TOTALS AND VARIANCE ANALYSIS

***NOTE: Enrollment, Revenue and Expenditure Data IN the 'Total and Variance Analysis' Section is Based on LAST ACTUAL Quarter Completed**

	Actual	Current Budget (Current Quarter)	Actual vs. Current Budget	Current Budget - TY	Actual vs. Current Budget TY	Original Budget (Current Quarter)	Actual vs. Original Budget	Original Budget - TY
SCHOOL OPERATIONS								
Board Expenses	-	-	-	-	-	-	-	-
Classroom / Teaching Supplies & Materials	-	-	-	89,500	89,500	-	-	89,500
Special Ed Supplies & Materials	-	-	-	-	-	-	-	-
Textbooks / Workbooks	-	-	-	92,944	92,944	-	-	92,944
Supplies & Materials other	-	-	-	73,014	73,014	-	-	73,014
Equipment / Furniture	-	-	-	62,000	62,000	-	-	62,000
Telephone	-	-	-	77,123	77,123	-	-	77,123
Technology	-	-	-	42,452	42,452	-	-	42,452
Student Testing & Assessment	-	-	-	36,500	36,500	-	-	36,500
Field Trips	-	-	-	291,300	291,300	-	-	291,300
Transportation (student)	-	-	-	-	-	-	-	-
Student Services - other	-	-	-	204,605	204,605	-	-	204,605
Office Expense	-	-	-	14,450	14,450	-	-	14,450
Staff Development	-	-	-	111,350	111,350	-	-	111,350
Staff Recruitment	-	-	-	1,030	1,030	-	-	1,030
Student Recruitment / Marketing	-	-	-	8,240	8,240	-	-	8,240
School Meals / Lunch	-	-	-	66,701	66,701	-	-	66,701
Travel (Staff)	-	-	-	2,300	2,300	-	-	2,300
Fundraising	-	-	-	-	-	-	-	-
Other	-	-	-	25,785	25,785	-	-	25,785
TOTAL SCHOOL OPERATIONS	-	-	-	1,199,293	1,199,293	-	-	1,199,293
FACILITY OPERATION & MAINTENANCE								
Insurance	-	-	-	106,948	106,948	-	-	106,948
Janitorial	-	-	-	341,877	341,877	-	-	341,877
Building and Land Rent / Lease / Facility Finance Interest	-	-	-	49,500	49,500	-	-	49,500
Repairs & Maintenance	-	-	-	65,000	65,000	-	-	65,000
Equipment / Furniture	-	-	-	-	-	-	-	-
Security	-	-	-	-	-	-	-	-
Utilities	-	-	-	218,033	218,033	-	-	218,033
TOTAL FACILITY OPERATION & MAINTENANCE	-	-	-	781,358	781,358	-	-	781,358
DEPRECIATION & AMORTIZATION	-	-	-	476,753	476,753	-	-	476,753
RESERVES / CONTINGENCY	-	-	-	111,041	111,041	-	-	111,041
TOTAL EXPENSES	-	-	-	10,916,784	10,916,784	-	-	10,916,784

BRONX PREPARATORY CHARTER SCHOOL
Budget / Operating Plan

2017-18

Total Revenue	-	-	-	10,949,496	(10,949,496)	-	-	10,949,496
Total Expenses	-	-	-	10,916,784	10,916,784	-	-	10,916,784
Net Income	-	-	-	32,712	(32,712)	-	-	32,712
Actual Student Enrollment	-	-	-			-	-	

TOTALS AND VARIANCE ANALYSIS

*NOTE: Enrollment, Revenue and Expenditure Data IN the 'Total and Variance Analysis' Section is Based on LAST ACTUAL Quarter Completed		Current Budget (Current Quarter)	Actual vs. Current Budget	Current Budget - TY	Actual vs. Current Budget TY	Original Budget (Current Quarter)	Actual vs. Original Budget	Original Budget -
	Actual							
NET INCOME	-	-	-	32,712	(32,712)	-	-	32,712

--

Total Revenue	(10,949,496)	-	-
Total Expenses	10,916,784	-	-
Net Income	(32,712)	-	-
Actual Student Enrollment		-	
*NOTE: Enrollment, Revenue and Expenditure Data IN the 'Total and Variance Analysis' Section is Based on LAST ACTUAL Quarter Completed			
	Actual vs. Original Budget TY	PY Actual (PY TY / No. of COMPLETED Actual CY	Actual CY vs. Actual PY
Other	-	-	-
TOTAL REVENUE FROM FEDERAL SOURCES	(417,330)	-	-
LOCAL and OTHER REVENUE			
Contributions and Donations	-	-	-
Fundraising	-	-	-
Erate Reimbursement	(22,089)	-	-
Earnings on Investments	-	-	-
Interest Income	(2,000)	-	-
Food Service (Income from meals)	-	-	-
Text Book	(54,126)	-	-
OTHER	-	-	-
TOTAL REVENUE FROM LOCAL and OTHER SOURCES	(78,215)	-	-
TOTAL REVENUE	(10,949,496)	-	-

Total Revenue	(10,949,496)	-	-
Total Expenses	10,916,784	-	-
Net Income	(32,712)	-	-
Actual Student Enrollment		-	-

*NOTE: Enrollment, Revenue and Expenditure Data IN the 'Total and Variance Analysis' Section is Based on LAST ACTUAL Quarter Completed	Actual vs. Original Budget TY	PY Actual (PY TY / No. of COMPLETED Actual CY	Actual CY vs. Actual PY
-----------------------------------------------------------------------------------------------------------------------------------------------	--------------------------------------	------------------------------------------------------	--------------------------------

EXPENSES	Quarter 0 No. of Positions			
ADMINISTRATIVE STAFF PERSONNEL COSTS				
Executive Management	-	160,524	-	-
Instructional Management	-	441,924	-	-
Deans, Directors & Coordinators	-	257,809	-	-
CFO / Director of Finance	-	-	-	-
Operation / Business Manager	-	142,421	-	-
Administrative Staff	-	343,263	-	-
TOTAL ADMINISTRATIVE STAFF	-	1,345,941	-	-
INSTRUCTIONAL PERSONNEL COSTS				
Teachers - Regular	-	2,586,204	-	-
Teachers - SPED	-	416,859	-	-
Substitute Teachers	-	-	-	-
Teaching Assistants	-	-	-	-
Specialty Teachers	-	779,914	-	-
Aides	-	-	-	-
Therapists & Counselors	-	190,466	-	-
Other	-	131,465	-	-
TOTAL INSTRUCTIONAL	-	4,104,907	-	-
NON-INSTRUCTIONAL PERSONNEL COSTS				
Nurse	-	-	-	-
Librarian	-	41,895	-	-
Custodian	-	133,464	-	-
Security	-	44,100	-	-
Other	-	45,427	-	-
TOTAL NON-INSTRUCTIONAL	-	264,886	-	-
SUBTOTAL PERSONNEL SERVICE COSTS	-	5,715,734	-	-
PAYROLL TAXES AND BENEFITS				
Payroll Taxes		389,151	-	-
Fringe / Employee Benefits		587,663	-	-
Retirement / Pension		89,236	-	-
TOTAL PAYROLL TAXES AND BENEFITS		1,066,050	-	-
TOTAL PERSONNEL SERVICE COSTS	-	6,781,783	-	-

--

Total Revenue	(10,949,496)	-	-
Total Expenses	10,916,784	-	-
Net Income	(32,712)	-	-
Actual Student Enrollment		-	
*NOTE: Enrollment, Revenue and Expenditure Data IN the 'Total and Variance Analysis' Section is Based on LAST ACTUAL Quarter Completed			
	Actual vs. Original Budget TY	PY Actual (PY TY / No. of COMPLETED Actual CY	Actual CY vs. Actual PY
CONTRACTED SERVICES			
Accounting / Audit	25,750	-	-
Legal	-	-	-
Management Company Fee	1,520,452	-	-
Nurse Services	-	-	-
Food Service / School Lunch	-	-	-
Payroll Services	18,293	-	-
Special Ed Services	-	-	-
Titlement Services (i.e. Title I)	-	-	-
Other Purchased / Professional / Consulting	2,060	-	-
TOTAL CONTRACTED SERVICES	1,566,555	-	-

Total Revenue	(10,949,496)	-	-
Total Expenses	10,916,784	-	-
Net Income	(32,712)	-	-
Actual Student Enrollment		-	-
<p>*NOTE: Enrollment, Revenue and Expenditure Data IN the 'Total and Variance Analysis' Section is Based on LAST ACTUAL Quarter Completed</p>			
	Actual vs. Original Budget TY	PY Actual (PY TY / No. of COMPLETED Actual CY	Actual CY vs. Actual PY
SCHOOL OPERATIONS			
Board Expenses	-	-	-
Classroom / Teaching Supplies & Materials	89,500	-	-
Special Ed Supplies & Materials	-	-	-
Textbooks / Workbooks	92,944	-	-
Supplies & Materials other	73,014	-	-
Equipment / Furniture	62,000	-	-
Telephone	77,123	-	-
Technology	42,452	-	-
Student Testing & Assessment	36,500	-	-
Field Trips	291,300	-	-
Transportation (student)	-	-	-
Student Services - other	204,605	-	-
Office Expense	14,450	-	-
Staff Development	111,350	-	-
Staff Recruitment	1,030	-	-
Student Recruitment / Marketing	8,240	-	-
School Meals / Lunch	66,701	-	-
Travel (Staff)	2,300	-	-
Fundraising	-	-	-
Other	25,785	-	-
TOTAL SCHOOL OPERATIONS	1,199,293	-	-
FACILITY OPERATION & MAINTENANCE			
Insurance	106,948	-	-
Janitorial	341,877	-	-
Building and Land Rent / Lease / Facility Finance Interest	49,500	-	-
Repairs & Maintenance	65,000	-	-
Equipment / Furniture	-	-	-
Security	-	-	-
Utilities	218,033	-	-
TOTAL FACILITY OPERATION & MAINTENANCE	781,358	-	-
DEPRECIATION & AMORTIZATION	476,753	-	-
RESERVES / CONTINGENCY	111,041	-	-
TOTAL EXPENSES	10,916,784	-	-

--

Total Revenue	(10,949,496)	-	-
Total Expenses	10,916,784	-	-
Net Income	(32,712)	-	-
Actual Student Enrollment		-	
<p>*NOTE: Enrollment, Revenue and Expenditure Data IN the 'Total and Variance Analysis' Section is Based on LAST ACTUAL Quarter Completed</p>			
	Actual vs. Original Budget TY	PY Actual (PY TY / No. of COMPLETED Actual CY	Actual CY vs. Actual PY
NET INCOME	(32,712)	-	-

--	--	--	--

			-
Total Revenue	(10,949,496)		-
Total Expenses	10,916,784		-
Net Income	(32,712)		-
Actual Student Enrollment			-

*NOTE: Enrollment, Revenue and Expenditure Data IN the 'Total and Variance Analysis' Section is Based on LAST ACTUAL Quarter Completed			
	Actual vs. Original Budget TY	PY Actual (PY TY / No. of COMPLETED Actual CY	Actual CY vs. Actual PY

ENROLLMENT - *School Districts Are Linked To Above Entries*			
NYC CHANCELLOR'S OFFICE			-
-			-
-			-
-			-
-			-
-			-
-			-
-			-
-			-
-			-
-			-
-			-
-			-
-			-
-			-
-			-
-			-
-			-
-			-
ALL OTHER School Districts: (Count = 0)			-
TOTAL ENROLLMENT			-
REVENUE PER PUPIL			-
EXPENSES PER PUPIL			-



Annual Report Requirement
for SUNY Authorized Charter Schools
BRONX PREPARATORY CHARTER SCHOOL
2017-18

Administrative
expenditures per pupil:

\$0.00

Per NYS Statute

Administrative expenditures per pupil: the sum of all general administration salaries and other general administration expenditures divided by the total number of enrolled students. Employee benefit costs or expenditures should not be reported here.

***NOTE: THIS TAB ONLY NEEDS TO BE COMPLETED FOR Q4**

Disclosure of Financial Interest by a Current or Proposed Charter School Education Corporation Trustee

Trustee Name:

Maricruz Alvarado

Name of Charter School Education Corporation (for an unmerged school, this is the Charter School Name):

Bronx Prep Charter School

1. List all positions held on the education corporation board (e.g., president, treasurer, parent representative).

Alumni Liaison

2. Is the trustee an employee of any school operated by the Education Corporation?
 Yes No

If **Yes**, for each school, please provide a description of the position(s) you hold, your responsibilities, your salary and your start date.

3. Is the trustee an employee or agent of the management company or institutional partner of the charter school(s) governed by the Education Corporation?
 Yes No

If **Yes**, for each school, please provide a description of the position(s) you hold, your responsibilities, your salary and your start date.


4. Identify each interest/transaction (and provide the requested information) that you or any of your immediate family members or any persons who live with you in your house have held or engaged in with the charter school(s) governed by the Education Corporation during the time you have served on the board, and in the six-month period prior to such service. If there has been no such financial interest or transaction, write **None**. Please note that if you answered **Yes** to Questions 2-4 above, you need not disclose again your employment status, salary, etc.

Date(s)	Nature of Financial Interest/Transaction	Steps taken to avoid a conflict of interest, (e.g., did not vote, did not participate in discussion)	Name of person holding interest or engaging in transaction and relationship to yourself

<i>Please write "None" if applicable. Do not leave this space blank.</i>			
None.	None.	None.	None.

5. Identify each individual, business, corporation, union association, firm, partnership, committee proprietorship, franchise holding company, joint stock company, business or real estate trust, non-profit organization, or other organization or group of people doing business with the school(s) governed by the Education Corporation and in which such entity, during the time of your tenure as a trustee, you and/or your immediate family member(s) or person(s) living in your house had a financial interest or other relationship. If you are a member, director, officer or employee of an organization formally partnered with the school(s) that is/are doing business with the school(s) through a management or services agreement, please identify only the name of the organization, your position in the organization, and the relationship between such organization and the school(s). If there was no financial interest, write **None**.

Organization conducting business with the school(s)	Nature of business conducted	Approximate value of the business conducted	Name of Trustee and/or immediate family member of household holding an interest in the organization conducting business with the school(s) and the nature of the interest	Steps Taken to Avoid Conflict of Interest
<i>Please write "None" if applicable. Do not leave this space blank.</i>				
None.	None.	None.	None.	None.


Signature

7/1/2017
Date

Please note that this document is considered a public record and as such, may be made available to members of the public upon request under the Freedom of Information Law. Personal contact information provided below will be redacted.


Business Telephone: _____

Business Address: _____

E-mail Address: _____

Home Telephone: _____

Home Address: _____



Disclosure of Financial Interest by a Current or Proposed Charter School Education Corporation Trustee

Trustee Name:

Roger E. Berg

Name of Charter School Education Corporation (for an unmerged school, this is the Charter School Name):

Bronx Prep Charter School

1. List all positions held on the education corporation board (e.g., president, treasurer, parent representative). Trustee; Secretary

2. Is the trustee an employee of any school operated by the Education Corporation?
 Yes No

If **Yes**, for each school, please provide a description of the position(s) you hold, your responsibilities, your salary and your start date.

3. Is the trustee an employee or agent of the management company or institutional partner of the charter school(s) governed by the Education Corporation?
 Yes No

If **Yes**, for each school, please provide a description of the position(s) you hold, your responsibilities, your salary and your start date.

4. Identify each interest/transaction (and provide the requested information) that you or any of your immediate family members or any persons who live with you in your house have held or engaged in with the charter school(s) governed by the Education Corporation during the time you have served on the board, and in the six-month period prior to such service. If there has been no such financial interest or transaction, write **None**. Please note that if you answered **Yes** to Questions 2-4 above, you need not disclose again your employment status, salary, etc.

Date(s)	Nature of Financial Interest/Transaction	Steps taken to avoid a conflict of interest, (e.g., did not vote, did not participate in discussion)	Name of person holding interest or engaging in transaction and relationship to yourself

Please write "None" if applicable. Do not leave this space blank.


None


5. Identify each individual, business, corporation, union association, firm, partnership, committee proprietorship, franchise holding company, joint stock company, business or real estate trust, non-profit organization, or other organization or group of people doing business with the school(s) governed by the Education Corporation **and** in which such entity, during the time of your tenure as a trustee, you and/or your immediate family member(s) or person(s) living in your house had a financial interest or other relationship. If you are a member, director, officer or employee of an organization formally partnered with the school(s) that is/are doing business with the school(s) through a management or services agreement, please identify only the name of the organization, your position in the organization, and the relationship between such organization and the school(s). If there was no financial interest, write **None**.


Organization conducting business with the school(s)	Nature of business conducted	Approximate value of the business conducted	Name of Trustee and/or immediate family member of household holding an interest in the organization conducting business with the school(s) and the nature of the interest	Steps Taken to Avoid Conflict of Interest
Please write "None" if applicable. Do not leave this space blank.				
		None		

Signature Ray E. Berg Date 6/27/17

Please note that this document is considered a public record and as such, may be made available to members of the public upon request under the Freedom of Information Law. Personal contact information provided below will be redacted.

Business Telephone: 

Business Address: 

E-mail Address: 

Home Telephone: _____

Home Address: _____

Disclosure of Financial Interest by a Current or Proposed Charter School Education Corporation Trustee

Trustee Name:

Brian L. Berger

Name of Charter School Education Corporation (for an unmerged school, this is the Charter School Name):

Bronx Preparatory School

1. List all positions held on the education corporation board (e.g., president, treasurer, parent representative). Board Chairman

2. Is the trustee an employee of any school operated by the Education Corporation?
 Yes No

If Yes, for each school, please provide a description of the position(s) you hold, your responsibilities, your salary and your start date.

3. Is the trustee an employee or agent of the management company or institutional partner of the charter school(s) governed by the Education Corporation?

Yes No

If Yes, for each school, please provide a description of the position(s) you hold, your responsibilities, your salary and your start date.

4. Identify each interest/transaction (and provide the requested information) that you or any of your immediate family members or any persons who live with you in your house have held or engaged in with the charter school(s) governed by the Education Corporation during the time you have served on the board, and in the six-month period prior to such service. If there has been no such financial interest or transaction, write **None**. Please note that if you answered **Yes** to Questions 2-4 above, you need not disclose again your employment status, salary, etc.

Date(s)	Nature of Financial Interest/Transaction	Steps taken to avoid a conflict of interest, (e.g., did not vote, did not participate in discussion)	Name of person holding interest or engaging in transaction and relationship to yourself
<u>None</u>			

Please write "None" if applicable. Do not leave this space blank.

5. Identify each individual, business, corporation, union association, firm, partnership, committee proprietorship, franchise holding company, joint stock company, business or real estate trust, non-profit organization, or other organization or group of people doing business with the school(s) governed by the Education Corporation **and** in which such entity, during the time of your tenure as a trustee, you and/or your immediate family member(s) or person(s) living in your house had a financial interest or other relationship. If you are a member, director, officer or employee of an organization formally partnered with the school(s) that is/are doing business with the school(s) through a management or services agreement, please identify only the name of the organization, your position in the organization, and the relationship between such organization and the school(s). If there was no financial interest, write None.

Organization conducting business with the school(s)	Nature of business conducted	Approximate value of the business conducted	Name of Trustee and/or immediate family member of household holding an interest in the organization conducting business with the school(s) and the nature of the interest	Steps Taken to Avoid Conflict of Interest
Please write "None" if applicable. Do not leave this space blank.				
None				

6/12 _____ Signature
 Date
6/22/2017

Please note that this document is considered a public record and as such, may be made available to members of the public upon request under the Freedom of Information Law. Personal contact information provided below will be redacted.

Business Telephone: [REDACTED]

Business Address: _____

E-mail Address: [REDACTED]

Home Telephone: [REDACTED]

Home Address: [REDACTED]

**Disclosure of Financial Interest by a Current or Proposed Charter School
Education Corporation Trustee**

Trustee Name:

Tenicka Boyd

Name of Charter School Education Corporation (for an unmerged school, this is the Charter School Name):

Bronx Prep

1. List all positions held on the education corporation board (e.g., president, treasurer, parent representative).
2. Is the trustee an employee of any school operated by the Education Corporation?
 Yes No

If **Yes**, for each school, please provide a description of the position(s) you hold, your responsibilities, your salary and your start date.

3. Is the trustee an employee or agent of the management company or institutional partner of the charter school(s) governed by the Education Corporation?
 Yes No

If **Yes**, for each school, please provide a description of the position(s) you hold, your responsibilities, your salary and your start date.

4. Identify each interest/transaction (and provide the requested information) that you or any of your immediate family members or any persons who live with you in your house have held or engaged in with the charter school(s) governed by the Education Corporation during the time you have served on the board, and in the six-month period prior to such service. If there has been no such financial interest or transaction, write **None**. Please note that if you answered **Yes** to Questions 2-4 above, you need not disclose again your employment status, salary, etc.

Date(s)	Nature of Financial Interest/Transaction	Steps taken to avoid a conflict of interest, (e.g., did not vote, did not participate in discussion)	Name of person holding interest or engaging in transaction and relationship to yourself

Disclosure of Financial Interest by a Current or Proposed Charter School Education Corporation Trustee

Trustee Name:

Kathryn Stanton (Kate Duffy)

Name of Charter School Education Corporation (for an unmerged school, this is the Charter School Name):

Bronx Prep Charter School

1. List all positions held on the education corporation board (e.g., president, treasurer, parent representative).

member

2. Is the trustee an employee of any school operated by the Education Corporation?

 Yes No

If **Yes**, for each school, please provide a description of the position(s) you hold, your responsibilities, your salary and your start date.

3. Is the trustee an employee or agent of the management company or institutional partner of the charter school(s) governed by the Education Corporation?

Yes No

If **Yes**, for each school, please provide a description of the position(s) you hold, your responsibilities, your salary and your start date.

4. Identify each interest/transaction (and provide the requested information) that you or any of your immediate family members or any persons who live with you in your house have held or engaged in with the charter school(s) governed by the Education Corporation during the time you have served on the board, and in the six-month period prior to such service. If there has been no such financial interest or transaction, write **None**. Please note that if you answered **Yes** to Questions 2-4 above, you need not disclose again your employment status, salary, etc.

CEO management services, \$275,000, 7/1/2013 (as CEO)

Date(s)	Nature of Financial Interest/Transaction	Steps taken to avoid a conflict of interest, (e.g., did not vote, did not participate in discussion)	Name of person holding interest or engaging in transaction and relationship to yourself

7/11/17 -
6/30/17

Please write *management agreement* *recused from discussion and votes* *None of applicable. Do not leave this space blank.*


5. Identify each individual, business, corporation, union association, firm, partnership, committee proprietorship, franchise holding company, joint stock company, business or real estate trust, non-profit organization, or other organization or group of people doing business with the school(s) governed by the Education Corporation **and** in which such entity, during the time of your tenure as a trustee, you and/or your immediate family member(s) or person(s) living in your house had a financial interest or other relationship. If you are a member, director, officer or employee of an organization formally partnered with the school(s) that is/are doing business with the school(s) through a management or services agreement, please identify only the name of the organization, your position in the organization, and the relationship between such organization and the school(s). If there was no financial interest, write **None**.


Organization conducting business with the school(s)	Nature of business conducted	Approximate value of the business conducted	Name of Trustee and/or immediate family member of household holding an interest in the organization conducting business with the school(s) and the nature of the interest	Steps Taken to Avoid Conflict of Interest
DPPS	<i>Management Services</i>	<i>\$1,500 M</i>	<i>Self</i>	<i>Recused</i>


Please write "None" if applicable. Do not leave this space blank.


[Signature] _____ *7/24/17*
Signature Date


Please note that this document is considered a public record and as such, may be made available to members of the public upon request under the Freedom of Information Law. Personal contact information provided below will be redacted.

Business Telephone: 

Business Address: 

E-mail Address: 

Home Telephone: 

Home Address: 

Disclosure of Financial Interest by a Current or Proposed Charter School Education Corporation Trustee

Trustee Name:

Erhard Marius

Name of Charter School Education Corporation (for an unmerged school, this is the Charter School Name):

Bronx Prep Charter School

1. List all positions held on the education corporation board (e.g., president, treasurer, parent representative).

2. Is the trustee an employee of any school operated by the Education Corporation?
 Yes No

If Yes, for each school, please provide a description of the position(s) you hold, your responsibilities, your salary and your start date.

3. Is the trustee an employee or agent of the management company or institutional partner of the charter school(s) governed by the Education Corporation?

Yes No Member of the Education Corporation Board

If Yes, for each school, please provide a description of the position(s) you hold, your responsibilities, your salary and your start date.

4. Identify each interest/transaction (and provide the requested information) that you or any of your immediate family members or any persons who live with you in your house have held or engaged in with the charter school(s) governed by the Education Corporation during the time you have served on the board, and in the six-month period prior to such service. If there has been no such financial interest or transaction, write **None**. Please note that if you answered **Yes** to Questions 2-4 above, you need not disclose again your employment status, salary, etc.

Date(s)	Nature of Financial Interest/Transaction	Steps taken to avoid a conflict of interest, (e.g., did not vote, did not participate in discussion)	Name of person holding interest or engaging in transaction and relationship to yourself

Please write "None" if applicable. Do not leave this space blank.			
None	None	—	—

5. Identify each individual, business, corporation, union association, firm, partnership, committee proprietorship, franchise holding company, joint stock company, business or real estate trust, non-profit organization, or other organization or group of people doing business with the school(s) governed by the Education Corporation **and** in which such entity, during the time of your tenure as a trustee, you and/or your immediate family member(s) or person(s) living in your house had a financial interest or other relationship. If you are a member, director, officer or employee of an organization formally partnered with the school(s) that is/are doing business with the school(s) through a management or services agreement, please identify only the name of the organization, your position in the organization, and the relationship between such organization and the school(s). If there was no financial interest, write **None**.

Organization conducting business with the school(s)	Nature of business conducted	Approximate value of the business conducted	Name of Trustee and/or immediate family member of household holding an interest in the organization conducting business with the school(s) and the nature of the interest	Steps Taken to Avoid Conflict of Interest
Please write "None" if applicable. Do not leave this space blank.				
None	None	None	None	None

Signature _____

Date _____

Please note that this document is considered a public record and as such, may be made available to members of the public upon request under the Freedom of Information Law. Personal contact information provided below will be redacted.


Business Telephone: _____

Business Address: _____

E-mail Address: _____

Home Telephone: _____

Home Address: _____






Entry 9 BOT Table

Created: 06/23/2017 • Last updated: 08/01/2017

(tab across or use scroll bar at bottom of table)

1. Current Board Member Information

	Trustee Name	Email Addresses	Position on the Board	Committee Affiliations	Voting Member Per By Laws? (Y/N)	Area of Expertise, and/or Additional Role at School (parent, staff member, etc.)	Number of Terms Served and Length of Each (Include election date and term expiration)	Number of Board Mtgs Attended during 2016-17?
1	Brian Berger	[REDACTED]	Chair/ Board President		Yes	Finance	1 term: 2015-2017	5 or less
2	Roger Berg	[REDACTED]	Secretary	Governance, Family & Community	Yes	Legal	2 terms: 2014-2016; 2016-2018	5 or less
3	Tenicka Boyd	[REDACTED]	Trustee/Member	Academic	Yes	Community Organizing	1 term: 2015-2017	5 or less
4	Maricruz Alvarado	[REDACTED]	Trustee/Member	Academic	Yes	Alumni Relations	1 term: 2015-2017	5 or less
5	Erhard Marius	[REDACTED]	Trustee/Member	Family & Community, Govern	Yes	Finance	2 terms: 2014-2016; 2016-	5 or less

				ance			2018	
6	Katie Duffy		Trustee/Member		Yes		1 term: 2015-2017	5 or less
7								
8								
9								
10								
11								
12								
13								
14								
15								
16								
17								
18								
19								
20								

2. Total Number of Members on June 30, 2016 7

3. Total Number of Members Joining the Board 2016-17 School Year 0

4. Total Number of Members Departing the Board during the 2016-17 School Year 1

5. Number of Voting Members 6
**2016-17, as set by the by-laws,
resolution or minutes**

6. Number of Board Meetings 5
**Conducted in the 2016-17 School
Year**

7. Number of Board Meetings 5
**Scheduled for the [2017-18](#)
School Year**

Thank you.



Entry 11 Enrollment and Retention of Special Populations

Created: 07/07/2017 • Last updated: 08/01/2017

Instructions for Reporting Enrollment and Retention Strategies

Describe the efforts the charter school has made in 2016 2017 toward meeting targets to attract and retain enrollment of students with disabilities, English language learners, and students who are economically disadvantaged. In addition, describe the school’s plans for meeting or making progress toward meeting its enrollment and retention targets in 2017 2018.

Recruitment/Attraction Efforts Toward Meeting Targets

	Describe Efforts Toward Meeting Recruitment Targets 2016 17)	Describe Plans Toward Meeting Recruitment Targets 2017 18)
Economically Disadvantaged	<p>Bronx Prep is open to any child who is eligible under the laws of the State of New York for admission to a public school, and the school ensures compliance with all applicable anti discrimination laws governing public schools, including Title VI of the Civil Rights Act and § 2854(2) of the New York Education Law, governing admission to a charter school. BPCS uses various outreach efforts to attract and retain students who are at risk of academic failure and will continue to adopt and implement new measures designed to sustain its comparatively large proportion of such students in 2016 17 and beyond. Specifically, we contact guidance counselors in elementary, middle and high schools in Community School District 9 in order to identify high needs students who could naturally feed into Bronx Prep. Because a reliance on data pervades all aspects of the DPPS no excuses culture, we also depend on analytical tools to inform recruitment decisions. With support from network resources, our school is informed on neighborhood demographic trends, application to acceptance conversion rates, and previous year’s retention rates. This equips canvassers with more targeted walk lists and recruitment strategies.</p>	<p>Moving forward, Bronx Prep will continue to advertise open registration in January each year. Interested families will meet with staff and review the expectations of the school. Canvassing staff will visit, with permission, local elementary schools, after school programs, and youth centers, organize numerous open houses, attend school enrollment fairs, canvass neighborhoods door to door to further reach interested families, mail applications to every eligible family in the Bronx, and post flyers and notices in local newspapers, supermarkets and community centers.</p>
	BPCS contacts ELL instructors and guidance	

English Language Learners	<p>counselors in the elementary, middle and high schools in Community School District 9 in order to identify high needs students who could naturally feed into Bronx Prep. The school directly mails applications to all students in Upper Manhattan and the Bronx and canvasses each housing development in Upper Manhattan in order to drop off enrollment applications at each door irrespective of whether a school aged student resides in that apartment. Native Spanish speakers, and in some cases French speakers, accompany canvassing efforts to ensure that Spanish and Francophone families are not precluded from applying. Most printed material also includes a Spanish version.</p>	<p>BPCS will provide translation services, if necessary, for all promotional materials (e.g. billboards, public transportation advertisements, and canvassing fliers) and any person to person interaction requiring an English translation. The school will continue to directly mail applications to all students in Upper Manhattan and the Bronx and canvass each housing development in the two boroughs in order to drop off enrollment applications at each door, particularly in areas where a language other than English is primarily spoken.</p>
Students with Disabilities	<p>BPCS contacts special education instructors and guidance counselors in elementary, middle and high schools in Community School District 9 in order to identify high needs students who could naturally feed into Bronx Prep Charter School. BPCS does not collect SPED or ELL data during the application phase. Instead, authentic community engagement works in tandem with data metrics to form the crux of BPCS' enrollment efforts. Through programming such as DP Hearts Harlem and summer family ice cream socials, our school is able to establish a footprint in the community we serve and develop meaningful relationships with families by providing opportunities for them to meet principals and staff members in person to discuss BPCS' special education services.</p>	<p>BPCS strongly encourages a diverse community of students and families and does not discriminate against or limit the admission of any student on any unlawful basis including on the basis of disability or intellectual ability. BPCS will continue to contact special education instructors and guidance counselors in elementary, middle and high schools in Community School District 9 in order to identify high needs students who could naturally feed into Bronx Prep Charter School. BPCS was founded with the intent of recruiting and serving an equal or higher proportion of students with disabilities than the surrounding district and will make a specific effort to recruit into the lottery applicant pool approximately 20% of students who have disabilities.</p>

Retention Efforts Toward Meeting Targets

	Describe Efforts Toward Meeting Retention Targets 2016 17)	Describe Plans Toward Meeting Retention Targets 2017 18)
Economically Disadvantaged	<p>Learning support for BPCS scholars comes through multiple means, including: clear, engaging, high quality lessons in the classroom with low student to teacher ratios; increased learning time relative to schools in the surrounding district; pull out and push in instruction by BPCS' Academic Collaboration Team (ACT) members and related services such as counseling, speech, and occupational and physical therapy for</p>	<p>BPCS' instructional model will continue to incorporate supports for all students struggling academically. All students falling substantially below grade level in reading and math regardless of classification will receive increased attention through small group instruction, individual tutoring, and other intensive academic supports designed to accelerate their academic growth. BPCS</p>

ntaged	<p>student who require it; and mandatory after school and Saturday program tutoring for students who require additional individual and small group attention, as determined by assessment data regardless of Special Education or English Language Learner classification.</p>	<p>also will provide appropriate accommodations to all students progressing through the initial evaluation process prior to confirmation that the student is disabled and eligible for special education and related services.</p>
English Language Learners	<p>During the school year, the Academic Collaboration Team (or ACT Team), teachers, and leadership actively review the progress of ELL students to ensure scholars are supported to meet their goals. Teachers meet with scholars' families at the mid and end points of each trimester to monitor the progress towards their language development goals alongside the overarching promotional criteria. At the middle school level, this criteria includes reading level, math proficiency, number of classes passed, and attendance rates; at the high school, this criteria includes major courses being passed, cumulative GPA, SAT scores, and attendance rates.</p>	<p>Armed with an awareness of students' individualized learning plans, the ACT team, teachers, and leadership will work with scholars and families to ensure they are aware of both their individual development and progress towards promotion. The LAB R test will be used to identify students who are entitled to our Structured English Immersion program for English Language Learners.</p>
Students with Disabilities	<p>During the school year, the Academic Collaboration Team (or ACT Team), teachers, and leadership actively review the progress of IEP students to ensure scholars are supported to meet their goals. Outside of IEP evaluations, teachers meet with scholars' families at the mid and end points of each trimester to monitor the progress towards their IEP goals alongside the overarching promotional criteria. At the middle school level, this criteria includes reading level, math proficiency, number of classes passed, and attendance rates; at the high school, this criteria includes major courses being passed, cumulative GPA, SAT scores, and attendance rates.</p>	<p>Armed with an awareness of students' individualized learning plans, the ACT team, teachers, and leadership will work with scholars and families to ensure they are aware of both their individual development and progress towards promotion. The upfront and transparent communication will allow for a richer academic dialogue around growth to better support the retention of our highest need students.</p>



Entry 12 Classroom Teacher and Administrator Attrition

Created: 06/19/2017 • Last updated: 08/01/2017

Report changes in teacher and administrator staffing.

Instructions for completing the Classroom Teacher and Administrator Attrition Tables

Charter schools must complete the two tables named 2016-2017 Classroom Teacher and Administrator Attrition to report changes in teacher and administrator staffing in 2016-2017. Please provide the full time equivalent (FTE) of staff on June 30, 2016; the FTE for any departed staff from July 1, 2016 through June 30, 2017; the FTE for added staff from July 1, 2016 through June 30, 2017; and the FTE of staff added in newly created positions from July 1, 2016 through June 30, 2017 using the two tables provided.

Classroom Teacher Attrition Table

	FTE Classroom Teachers on June 30, 2016	FTE Classroom Teachers Departed 7/1/16 6/30/17	FTE Classroom Teachers Filling Vacant Positions 7/1/16 6/30/17	FTE Classroom Teachers Added in New Positions 7/1/16 6/30/17	FTE of Classroom Teachers on June 30, 2017
	65	38	33	0	60

Administrator Position Attrition Table

	FTE Administrative Positions on June 30, 2016	FTE Administrators Departed 7/1/16 6/30/17	FTE Administrators Filling Vacant Positions 7/1/16 6/30/17	FTE Administrators Added in New Positions 7/1/16 6/30/17	FTE Administrative Positions on June 30, 2017
	3	1	1	0	3

Thank you

2017-2018 ACADEMIC YEAR

The calendar below highlights certain events that are relevant to all DPPS schools located in NY. These dates are subject to change.

For the most up-to-date details about the events here, see the *NY Regional Calendar* located on Google Calendar.



2017

Event	Date
Independence Day	7/4
Leader PD	7/5 - 7/7
Operations PD	7/10 - 7/14
NY Summer Academy	7/5 - 7/28
Summer PD	8/7 - 9/1
HS Network PD	8/16
MS Network PD	8/17
Arts PD, Lincoln Center	8/17
Civic Coordinator Training	8/22
Labor Day- No School	9/4
First Day of School	9/5
Fall MAP Window	9/18 - 9/29
MS Network PD	9/29
Doctor Day	10/6
Columbus Day- No School	10/9
Civics Coordinator PD	10/13
Arts PD, Lincoln Center	10/13
DP-YOU!	10/20 - 10/21
Halloween- 1pm Dismissal	10/31
MS Network PD	11/3
Election Day	11/7
Veteran's Day- No School	11/10
Thanksgiving Break	11/22 - 11/24
Staff PD Day (No Scholars)	12/8
T2 Begins	12/11
T1 Gradebooks Locked	12/12
MS Network PD	12/15
Arts PD, Lincoln Center	12/15
PT Conferences	12/18 - 12/21
Winter Break: NY	12/22 - 12/29

2018

Event	Date
Full Staff PD Day: NY	1/2
Scholars Return	1/3
MS Network PD	1/5 - 1/6
Civics Coordinator PD	1/11
Arts PD, Lincoln Center	1/12
MLK Day- No School	1/15
International Trip PD	1/19
Winter MAP Window	1/22 - 2/2
Network Town Hall	2/9
February Break	2/16 - 2/23
Civics Coordinator PD	3/1
Staff PD Day (No Scholars)	3/16
T3 Begins	3/19
T2 Gradebooks Locked	3/20
MS Network PD & Arts PD	3/23
PT Conferences	3/26 - 3/29
Spring Recess	4/2 - 4/6
NYS ELA Exams	4/10 - 4/13
Arts PD, Lincoln Center	4/20
NYS Math Exams	5/3 - 5/8
NYSESLAT Window	5/14 - 5/18
Week of Service	5/14 - 5/18
NYS Science Exams	5/23, 6/4
Memorial Day- No School	5/28
Spring MAP Window	5/29 - 6/8
Regents Scoring Day	6/22
T3 Gradebooks Locked	6/22
HS Graduation Day	6/25
Last Day of School	6/26
Last Day for All NY Staff	6/27

- Professional Development
- Civic Events
- Days Off
- Trimester Markers

JULY

S	M	T	W	T	F	S
						1
2	3	4	5	6	7	8
9	10	11	12	13	14	15
16	17	18	19	20	21	22
23	24	25	26	27	28	29
30	31					

AUGUST

S	M	T	W	T	F	S
		1	2	3	4	5
6	7	8	9	10	11	12
13	14	15	16	17	18	19
20	21	22	23	24	25	26
27	28	29	30	31		

SEPTEMBER

S	M	T	W	T	F	S
					1	2
3	4	5	6	7	8	9
10	11	12	13	14	15	16
17	18	19	20	21	22	23
24	25	26	27	28	29	30

OCTOBER

S	M	T	W	T	F	S
1	2	3	4	5	6	7
8	9	10	11	12	13	14
15	16	17	18	19	20	21
22	23	24	25	26	27	28
29	30	31				

NOVEMBER

S	M	T	W	T	F	S
			1	2	3	4
5	6	7	8	9	10	11
12	13	14	15	16	17	18
19	20	21	22	23	24	25
26	27	28	29	30		

DECEMBER

S	M	T	W	T	F	S
					1	2
3	4	5	6	7	8	9
10	11	12	13	14	15	16
17	18	19	20	21	22	23
24	25	26	27	28	29	30
31						

JANUARY

S	M	T	W	T	F	S
	1	2	3	4	5	6
7	8	9	10	11	12	13
14	15	16	17	18	19	20
21	22	23	24	25	26	27
28	29	30	31			

FEBRUARY

S	M	T	W	T	F	S
				1	2	3
4	5	6	7	8	9	10
11	12	13	14	15	16	17
18	19	20	21	22	23	24
25	26	27	28			

MARCH

S	M	T	W	T	F	S
				1	2	3
4	5	6	7	8	9	10
11	12	13	14	15	16	17
18	19	20	21	22	23	24
25	26	27	28	29	30	31

APRIL

S	M	T	W	T	F	S
1	2	3	4	5	6	7
8	9	10	11	12	13	14
15	16	17	18	19	20	21
22	23	24	25	26	27	28
29	30					

MAY

S	M	T	W	T	F	S
		1	2	3	4	5
6	7	8	9	10	11	12
13	14	15	16	17	18	19
20	21	22	23	24	25	26
27	28	29	30	31		

JUNE

S	M	T	W	T	F	S
					1	2
3	4	5	6	7	8	9
10	11	12	13	14	15	16
17	18	19	20	21	22	23
24	25	26	27	28	29	30