



Entry 1 School Information

Created: 07/24/2017 • Last updated: 07/28/2017

Please be advised that you will need to complete this cover page (including signatures) before all of the other tasks assigned to you by your authorizer are visible on your task page. While completing this task, please ensure that you select the correct authorizer (**as of June 30, 2017**) or you may not be assigned the correct tasks.

a. SCHOOL NAME AND BEDS# BROOKLYN ASCEND CS (SUNY Trustees)


(Select name from the drop down menu)

b. CHARTER AUTHORIZER SUNY Authorized Charter School


(For technical reasons, please re select authorizer name from the drop down menu).

c. DISTRICT / CSD OF LOCATION NYC CSD 18

d1. SCHOOL INFORMATION

	PRIMARY ADDRESS	PHONE NUMBER	FAX NUMBER	EMAIL ADDRESS
	205 Rockaway Parkway Brooklyn NY 11212			

d2. PHONE CONTACT NUMBER FOR AFTER HOURS EMERGENCIES

Contact Name	Andrew Epstein
Title	Chief Financial Officer
Emergency Phone Number (### ### ####)	

e. SCHOOL WEB ADDRESS (URL) www.ascendlearning.org

f. DATE OF INITIAL CHARTER 07/2017

g. DATE FIRST OPENED FOR INSTRUCTION 07/2017

i. TOTAL ENROLLMENT ON JUNE 30, 2017 1376

j. GRADES SERVED IN SCHOOL YEAR 2016-17

Check all that apply

Grades Served	K, 1, 2, 3, 4, 5, 6, 7, 8, 9, 10, 11
---------------	--------------------------------------

k1. DOES THE SCHOOL CONTRACT WITH A CHARTER OR EDUCATIONAL MANAGEMENT ORGANIZATION? Yes

k2. NAME OF CMO/EMO AND ADDRESS

NAME OF CMO/EMO	Ascend Learning
PHYSICAL STREET ADDRESS	205 Rockaway Parkway, 6th floor
CITY	Brooklyn
STATE	NY
ZIP CODE	11212
EMAIL ADDRESS	[REDACTED]

l1. FACILITIES

Does the school maintain or operate multiple sites?

	Yes, 3 sites
--	--------------

12. SCHOOL SITES

Please list the sites where the school will operate for the upcoming school year.

	Physical Address	Phone Number	District/CSD	Grades Served at Site	School at Full Capacity at Site	Facilities Agreement
Site 1 (same as primary site)	205 Rockaway Parkway, Brooklyn NY 11212	[REDACTED]	CSD 18	K 4	Yes	Rent/Lease
Site 2	123 East 98th Street., Brooklyn NY 11212	[REDACTED]	CSD 17	5 8	Yes	Rent/Lease
Site 3	1501 Pitkin Avenue, Brooklyn NY 11212	[REDACTED]	CSD 23	9 11	No	Rent/Lease

12a. Please provide the contact information for Site 1.

	Name	Work Phone	Alternate Phone	Email Address
School Leader	Johana Andujar	[REDACTED]		[REDACTED]
Operational Leader	Monique Bowie	[REDACTED]	[REDACTED]	[REDACTED]
Compliance Contact	Genevieve de Gaillande	[REDACTED]	[REDACTED]	[REDACTED]
Complaint Contact	Brandon Sorlie	[REDACTED]	[REDACTED]	[REDACTED]

13. Please provide the contact information for Site 2.

	Name	Work Phone	Alternate Phone	Email Address
School Leader	Marsha Gadsden	[REDACTED]	[REDACTED]	[REDACTED]
Operational Leader	Keisha John	[REDACTED]	[REDACTED]	[REDACTED]
Compliance Contact	Genevieve de Gaillande	[REDACTED]	[REDACTED]	[REDACTED]
Complaint Contact	Brandon Sorlie	[REDACTED]	[REDACTED]	[REDACTED]

14. Please provide the contact information for Site 3.

	Name	Work Phone	Alternate Phone	Email Address
School Leader	Erica Smith	[REDACTED]		[REDACTED]
Operational Leader	Eleni Roulis	[REDACTED]		[REDACTED]
Compliance Contact	Genevieve de Gaillande	[REDACTED]	[REDACTED]	[REDACTED]
Complaint Contact	Brandon Sorlie	[REDACTED]	[REDACTED]	[REDACTED]

m1. Is the school or are the school sites co-located? No

n1. Were there any revisions to the school's charter during the 2016-17 school year? (Please include approved or pending material and non-material charter revisions). No


o. Name and Position of Individual(s) Who Completed the 2016-17 Annual Report.

Susan Pollock

p. Our signatures below attest that all of the information contained herein is truthful and accurate and that this charter school is in compliance with all aspects of its charter, and with all pertinent Federal, State, and local laws, regulations, and rules. We understand that if any information in any part of this report is found to have been deliberately misrepresented, that will constitute grounds for the revocation of our charter. Check **YES if you agree and then use the mouse on your PC or the stylist on your mobile device to sign your name).**

No Responses Selected

Signature, Head of Charter School

A handwritten signature in black ink, appearing to read 'Susan Pollock', written in a cursive style.

Signature, President of the Board of Trustees

A handwritten signature in black ink, written in a cursive style, consisting of several loops and a long horizontal tail.

Date

2017/07/26

Thank you.



Entry 2 NYS School Report Card Link

Last updated: 07/26/2017

1. NEW YORK STATE REPORT CARD

<https://data.nysed.gov/reportcard.php?year=2016&instid=800000061080>

Provide a direct URL or web link to the most recent New York State School Report Card for the charter school (See <https://reportcards.nysed.gov/>).

(Charter schools completing year one will not yet have a School Report Card or link to one. Please type "URL is not available" in the space provided).



Entry 4 Expenditures per Child

Created: 07/24/2017 • Last updated: 08/01/2017

Financial Information

This information is required of ALL charter schools. Provide the following measures of fiscal performance of the charter school in Appendix B (Total Expenditures and Administrative Expenditures Per Child):

1. Total Expenditures Per Child

To calculate '**Total Expenditures per Child**' take total expenditures (from the unaudited 2016-17 Schedule of Functional Expenses) and divide by the year end FTE student enrollment. (Integers Only. No dollar signs or commas).

Note: The information on the Schedule of Functional Expenses on pages 41-43 of the Audit Guide can help schools locate the amounts to use in the two per pupil calculations: <http://www.p12.nysed.gov/psc/AuditGuide.html>

Line 1: Total Expenditures	20820481
Line 2: Year End FTE student enrollment	1258
Line 3: Divide Line 1 by Line 2	16550

2. Administrative Expenditures per Child

To calculate **'Administrative Expenditures per Child'** To calculate "Administrative Expenditures per Child" first *add* together the following:

1. Take the relevant portion from the 'personnel services cost' row and the 'management and general' column (from the unaudited 2016 17 Schedule of Functional Expenses)
2. Any contracted administrative/management fee paid to other organizations or corporations
3. Take the total from above and divide it by the year end FTE enrollment. The relevant portion that must be included in this calculation is defined as follows:

Administrative Expenditures: Administration and management of the charter school includes the activities and personnel of the offices of the chief school officer, the finance or business offices, school operations personnel, data management and reporting, human resources, technology, etc. It also includes those administrative and management services provided by other organizations or corporations on behalf of the charter school for which the charter school pays a fee or other compensation. Do not include the FTE of personnel whose role is to directly support the instructional program.

Notes:
The information on the Schedule of Functional Expenses on pages 41-43 of the Audit Guide can help schools locate the amounts to use in the two per pupil calculations:
<http://www.p12.nysed.gov/psc/AuditGuide.html>.
Employee benefit costs or expenditures should not be reported in the above calculations.

Line 1: Relevant Personnel Services Cost (Row)	1220539
Line 2: Management and General Cost (Column)	2112216
Line 3: Sum of Line 1 and Line 2	3332755
Line 5: Divide Line 3 by the Year End FTE student enrollment	2649

Thank you.



**GENERAL INSTRUCTIONS FOR
ANNUAL BUDGET/QUARTERLY REPORT**

TEMPLATE TABS

1- GRAY tab contains the Instructions




Instructions	Provides description of tabs and input requirements.
Funding by District	Charter School Tuition Rates

2- BLUE tabs require input of information

1.) Name of School	>Select school name from list. >Enter contact information.
2.) Enrollment	Enter enrollment information for Annual Budget (& Revisions) and Quarterly Actuals. Includes: >Enrollment by Grade >Enrollment by District
3.) Staffing Plan	Enter staffing plan information for Annual Budget (& Revisions) and Quarterly Actuals. Includes: >Full Time Equivalent (FTE), by Position Category, By Quarter
4.) Yearly Budget	Enter Yearly Budget information. Includes: >"Pior Year" column may be completed based upon preliminary data, and adjusted with Annual Audited data when the Quarter 2 Actuals are being submitted. (Note: Quarterly Revenue allocation may be set) >Budgeted Enrollment data and Per Pupil Revenue for the current year are populated based upon input on tab "2.) Enrollment." >Budgeted FTE for current year is populated based upon input on tab "3.) Staffing Plan." >All other sources of revenue >All expenses >Budget Revisions, as necessary and <i>approved</i> by the school's Board of Directors, should be submitted when submitting Quarterly Actuals
5.) Balance Sheet	Enter Balance Sheet information for EdCorps. Separate schools merged into a primary EdCorp should NOT use this tab. >"Pior Year" column may be completed based upon preliminary data, and adjusted with Annual Audited data when the Quarter 2 Actuals are being submitted.

6.) Quarterly Report	Enter Actual Quarterly Report information . Includes: >Actual Enrollment data and Per Pupil Revenue for the current year are populated based upon input on tab "2.) Enrollment." >Actual FTE for current year is populated based upon input on tab "3.) Staffing Plan." >All other sources of revenue >All expenses
7.) Annual Report Requirement	Complete when submitting Actual Quarter 4.

CELL COLORS & GUIDANCE COMMENTS

-  = Enter information into the light BLUE shaded cells.
-  = Cells labeled in ORANGE containe guidance regarding the input of information.
-  = Cells containing RED triangles in the upper right corner contain "guidance comments" on that particular line item. Please "mouse-over" the triangle to reveal each comment.

Charter Funding Alphabetical By NYS School District
*** (Sum of Charter School Basic Tuition and Supplemental Basic Tuition)**



ANNUAL BUDGET & QUARTERLY REPORT TEMPLATE

Brooklyn Ascend Charter School

SCHOOL

Name:	Brooklyn Ascend Charter School
--------------	--------------------------------

CONTACT INFORMATION

Contact Name:	Andrew Epstein
Contact Title:	Chief Financial Officer, Ascend Learning, Inc.
Contact Email:	[REDACTED]
Contact Phone:	[REDACTED]

REPORT PERIOD

Current Academic Year:	2017-18
Prior Academic Year:	2016-17

PLAN - FULL TIME EQUIVALENT

STAFFING PLAN - FULL TIME EQUIVALENT ("FTE")

***NOTE:** Enter the number of FTE positions in the "blue" cells.

***NOTE:** If there are NO budget revisions at the time of quarterly submittal leave the 'REVISED' Column(s) COMPLETELY BLANK.

ADMINISTRATIVE PERSONNEL FTE	ADMINISTRATIVE PERSONNEL FTE	PRIOR YEAR
		2016-17
		ACTUAL
Executive Management	Executive Management	
Instructional Management	Instructional Management	3.0
Deans, Directors & Coordinators	Deans, Directors & Coordinators	15.0
CFO / Director of Finance	CFO / Director of Finance	
Operation / Business Manager	Operation / Business Manager	3.0
Administrative Staff	Administrative Staff	12.0
TOTAL ADMINISTRATIVE STAFF	TOTAL ADMINISTRATIVE STAFF	33.0

ANNUAL BUDGETED FTE							
Q1		Q2		Q3		Q4	
Original	Revised	Original	Revised	Original	Revised	Original	Revised
3.0		3.0		3.0		3.0	
18.0		18.0		18.0		18.0	
3.0		3.0		3.0		3.0	
18.0		18.0		18.0		18.0	
42.0	0.0	42.0	0.0	42.0	0.0	42.0	0.0

INSTRUCTIONAL PERSONNEL FTE	INSTRUCTIONAL PERSONNEL FTE	PRIOR YEAR
		2016-17
		ACTUAL
Teachers - Regular	Teachers - Regular	74.0
Teachers - SPED	Teachers - SPED	23.0
Substitute Teachers	Substitute Teachers	2.0
Teaching Assistants	Teaching Assistants	
Specialty Teachers	Specialty Teachers	8.0
Aides	Aides	3.0
Therapists & Counselors	Therapists & Counselors	8.0
Other	Other	
TOTAL INSTRUCTIONAL	TOTAL INSTRUCTIONAL	118.0

ANNUAL BUDGETED FTE							
Q1		Q2		Q3		Q4	
Original	Revised	Original	Revised	Original	Revised	Original	Revised
84.0		84.0		84.0		84.0	
30.0		30.0		30.0		30.0	
1.0		1.0		1.0		1.0	
13.0		13.0		13.0		13.0	
1.0		1.0		1.0		1.0	
10.0		10.0		10.0		10.0	
139.0	0.0	139.0	0.0	139.0	0.0	139.0	0.0

NON-INSTRUCTIONAL PERSONNEL FTE	NON-INSTRUCTIONAL PERSONNEL FTE	PRIOR YEAR
		2016-17
		ACTUAL
Nurse	Nurse	
Librarian	Librarian	
Custodian	Custodian	2.0
Security	Security	3.0
Other	Other	3.0
TOTAL NON-INSTRUCTIONAL	TOTAL NON-INSTRUCTIONAL	8.0

ANNUAL BUDGETED FTE							
Q1		Q2		Q3		Q4	
Original	Revised	Original	Revised	Original	Revised	Original	Revised
2.0		2.0		2.0		2.0	
2.0		2.0		2.0		2.0	
2.0		2.0		2.0		2.0	
6.0	0.0	6.0	0.0	6.0	0.0	6.0	0.0

TOTAL PERSONNEL SERVICE FTE	TOTAL PERSONNEL SERVICE FTE	159.0
------------------------------------	------------------------------------	-------

187.0	0.0	187.0	0.0	187.0	0.0	187.0	0.0
-------	-----	-------	-----	-------	-----	-------	-----

**ROOKLYN ASCEND CHARTER SC
2017-18**

PLAN - FULL TIME EQUIVALENT

***NOTE:** Enter the number of FTE positions in the "blue" cells. *Should be input.*

***NOTE:** State the assumptions that are being made for personnel FTE levels.

ADMINISTRATIVE PERSONNEL FTE		Description of Assumptions
	Q4	
	Actual	
Executive Management		
Instructional Management		
Deans, Directors & Coordinators		
CFO / Director of Finance		
Operation / Business Manager		
Administrative Staff		
TOTAL ADMINISTRATIVE STAFF	0.0	

INSTRUCTIONAL PERSONNEL FTE		Description of Assumptions
	Q4	
	Actual	
Teachers - Regular		
Teachers - SPED		
Substitute Teachers		
Teaching Assistants		
Specialty Teachers		
Aides		
Therapists & Counselors		
Other		
TOTAL INSTRUCTIONAL	0.0	

NON-INSTRUCTIONAL PERSONNEL FTE		Description of Assumptions
	Q4	
	Actual	
Nurse		
Librarian		
Custodian		
Security		
Other		
TOTAL NON-INSTRUCTIONAL	0.0	

TOTAL PERSONNEL SERVICE FTE	0.0	
------------------------------------	-----	--

**BROOKLYN ASCEND CHARTER SCHOOL
Budget / Operating Plan
2017-18**

Total Revenue	21,620,653	6,125,828	-	-	6,189,998	-	-	6,189,998
Total Expenses	20,949,444	5,980,003	-	-	6,055,303	-	-	6,055,303
Net Income	671,209	145,825	-	-	134,695	-	-	134,695
Actual Student Enrollment	1,258	1,376	-	-	1,376	-	-	1,376

	Prior Year Actual	1st Quarter - 7/1 - 9/30			2nd Quarter - 10/1 - 12/31			3rd Quarter
	2016-17 Revenue Per Pupil	Original Budget	Revised Budget	Variance	Original Budget	Revised Budget	Variance	Original Budget

REVENUE

REVENUES FROM STATE SOURCES

2017-18

Allocate Per Pupil Revenue by Quarter

Per Pupil Rate

**NOTE: If there are NO budget revisions at the time of quarterly submittal leave the "REVISED" column blank. If budget revisions ARE made, the entire "REVISED" budget columns for the affected quarters must be revised.*

	PPR %/Qtr->	25.0%	25.0%		25.0%	25.0%		25.0%
NYC CHANCELLOR'S OFFICE	14,527	17,648,842	4,997,288	-	4,997,288	-	-	4,997,288
-	-	-	-	-	-	-	-	-
-	-	-	-	-	-	-	-	-
-	-	-	-	-	-	-	-	-
-	-	-	-	-	-	-	-	-
-	-	-	-	-	-	-	-	-
-	-	-	-	-	-	-	-	-
-	-	-	-	-	-	-	-	-
-	-	-	-	-	-	-	-	-
-	-	-	-	-	-	-	-	-
-	-	-	-	-	-	-	-	-
-	-	-	-	-	-	-	-	-
-	-	-	-	-	-	-	-	-
-	-	-	-	-	-	-	-	-
-	-	-	-	-	-	-	-	-
-	-	-	-	-	-	-	-	-
-	-	-	-	-	-	-	-	-
-	-	-	-	-	-	-	-	-
-	-	-	-	-	-	-	-	-
-	-	-	-	-	-	-	-	-
-	-	-	-	-	-	-	-	-
-	-	-	-	-	-	-	-	-
ALL OTHER School Districts: (Weighted Avg)	-	-	-	-	-	-	-	-
TOTAL Per Pupil Revenue (Weighted Average Per Pupil Funding)	14,527	17,648,842	4,997,288	-	4,997,288	-	-	4,997,288
Special Education Revenue		1,863,908	434,227	-	434,227	-	-	434,227
Grants								
Stimulus				-			-	
DYCD (Department of Youth and Community Development)				-			-	
Other				-			-	
NYC DoE Rental Assistance		606,184	386,782	-	386,782		-	386,782
Other				-			-	
TOTAL REVENUE FROM STATE SOURCES		20,118,934	5,818,297	-	5,818,297	-	-	5,818,297

REVENUE FROM FEDERAL FUNDING								
IDEA Special Needs		90,300	45,283	-	45,283		-	45,283
Title I		605,380	138,135	-	138,135		-	138,135
Title Funding - Other		13,604	4,382	-	4,382		-	4,382
School Food Service (Free Lunch)		329,957	30,303	-	90,908		-	90,908
Grants								

BROOKLYN ASCEND CHARTER SCHOOL								
Budget / Operating Plan								
2017-18								
	21,620,653	6,125,828	-	-	6,189,998	-	-	6,189,998
Total Revenue								
Total Expenses								
Net Income								
Actual Student Enrollment								
	Prior Year Actual	1st Quarter - 7/1 - 9/30			2nd Quarter - 10/1 - 12/31			3rd Q
	2016-17	Original	Revised	Variance	Original	Revised	Variance	Original
	Revenue Per	Budget	Budget		Budget	Budget		Budget
	Pupil							
Charter School Program (CSP) Planning & Implementation				-			-	
Other				-			-	
Other				-			-	
TOTAL REVENUE FROM FEDERAL SOURCES	1,039,241	218,103		-	278,708		-	278,708
LOCAL and OTHER REVENUE								
Contributions and Donations	119,172	25,842		-	25,842		-	25,842
Fundraising				-			-	
Erate Reimbursement	233,957	34,307		-	34,307		-	34,307
Earnings on Investments				-			-	
Interest Income	1,614	155		-	155		-	155
Food Service (Income from meals)	7,888	1,783		-	5,348		-	5,348
Text Book	99,747	27,341		-	27,341		-	27,341
OTHER	<u>100</u>			-			-	
TOTAL REVENUE FROM LOCAL and OTHER SOURCES	462,478	89,428		-	92,993		-	92,993
TOTAL REVENUE	21,620,653	6,125,828		-	6,189,998		-	6,189,998

BROOKLYN ASCEND CHARTER SCHOOL
Budget / Operating Plan
2017-18

Total Revenue	21,620,653	6,125,828	-	-	6,189,998	-	-	6,189,998
Total Expenses	20,949,444	5,980,003	-	-	6,055,303	-	-	6,055,303
Net Income	671,209	145,825	-	-	134,695	-	-	134,695
Actual Student Enrollment	1,258	1,376	-	-	1,376	-	-	1,376

Prior Year Actual 2016-17 Revenue Per Pupil	1st Quarter - 7/1 - 9/30			2nd Quarter - 10/1 - 12/31			3rd Q
	Original Budget	Revised Budget	Variance	Original Budget	Revised Budget	Variance	Original Budget

EXPENSES

ADMINISTRATIVE STAFF PERSONNEL COSTS

Avg. No.
of Positions

Executive Management	-				-			-	
Instructional Management	3.00	450,000	112,500		-	112,500		-	112,500
Deans, Directors & Coordinators	18.00	1,314,179	385,926		-	385,926		-	385,926
CFO / Director of Finance	-				-			-	
Operation / Business Manager	3.00	375,000	93,750		-	93,750		-	93,750
Administrative Staff	18.00	636,338	216,701		-	216,701		-	216,701
TOTAL ADMINISTRATIVE STAFF	42.00	2,775,517	808,877	-	-	808,877	-	-	808,877

INSTRUCTIONAL PERSONNEL COSTS

Teachers - Regular	84.00	4,426,799	1,352,329		-	1,352,329		-	1,352,329
Teachers - SPED	30.00	1,997,686	486,854		-	486,854		-	486,854
Substitute Teachers	1.00	41,207	11,875		-	11,875		-	11,875
Teaching Assistants	-				-			-	
Specialty Teachers	13.00	575,851	220,522		-	220,522		-	220,522
Aides	1.00	163,800	15,193		-	15,193		-	15,193
Therapists & Counselors	10.00	532,917	151,911		-	151,911		-	151,911
Other	-	177,985	97,290		-	97,290		-	97,290
TOTAL INSTRUCTIONAL	139.00	7,916,245	2,335,974	-	-	2,335,974	-	-	2,335,974

NON-INSTRUCTIONAL PERSONNEL COSTS

Nurse	-				-			-	
Librarian	-				-			-	
Custodian	2.00	28,096	19,327		-	19,327		-	19,327
Security	2.00	96,484	30,642		-	30,642		-	30,642
Other	2.00	65,223	31,502		-	31,502		-	31,502
TOTAL NON-INSTRUCTIONAL	6.00	189,803	81,471	-	-	81,471	-	-	81,471

SUBTOTAL PERSONNEL SERVICE COSTS

	187.00	10,881,565	3,226,322	-	-	3,226,322	-	-	3,226,322
PAYROLL TAXES AND BENEFITS									
Payroll Taxes		829,415	248,364		-	248,364		-	248,364
Fringe / Employee Benefits		1,154,860	318,406		-	318,406		-	318,406

		BROOKLYN ASCEND CHARTER SCHOOL Budget / Operating Plan 2017-18							
Total Revenue		21,620,653	6,125,828	-	-	6,189,998	-	-	6,189,998
Total Expenses		20,949,444	5,980,003	-	-	6,055,303	-	-	6,055,303
Net Income		671,209	145,825	-	-	134,695	-	-	134,695
Actual Student Enrollment		1,258	1,376	-	-	1,376	-	-	1,376
		Prior Year Actual	1st Quarter - 7/1 - 9/30			2nd Quarter - 10/1 - 12/31			3rd Q
		2016-17 Revenue Per Pupil	Original Budget	Revised Budget	Variance	Original Budget	Revised Budget	Variance	Original Budget
Retirement / Pension					-			-	
TOTAL PAYROLL TAXES AND BENEFITS		1,984,275	566,770	-	-	566,770	-	-	566,770
TOTAL PERSONNEL SERVICE COSTS		12,865,840	3,793,092	-	-	3,793,092	-	-	3,793,092
CONTRACTED SERVICES									
Accounting / Audit		22,500	7,436		-	7,436		-	7,436
Legal		24,187	3,500		-	3,500		-	3,500
Management Company Fee		2,324,062	674,312		-	674,312		-	674,312
Nurse Services					-			-	
Food Service / School Lunch		344,673	37,650		-	112,950		-	112,950
Payroll Services		23,801	6,264		-	6,264		-	6,264
Special Ed Services		12,582	3,250		-	3,250		-	3,250
Titlement Services (i.e. Title I)					-			-	
Other Purchased / Professional / Consulting		368,074	105,675		-	105,675		-	105,675
TOTAL CONTRACTED SERVICES		3,119,879	838,087	-	-	913,387	-	-	913,387

BROOKLYN ASCEND CHARTER SCHOOL
Budget / Operating Plan
2017-18

Total Revenue	21,620,653	6,125,828	-	-	6,189,998	-	-	6,189,998
Total Expenses	20,949,444	5,980,003	-	-	6,055,303	-	-	6,055,303
Net Income	671,209	145,825	-	-	134,695	-	-	134,695
Actual Student Enrollment	1,258	1,376	-	-	1,376	-	-	1,376

	Prior Year Actual 2016-17 Revenue Per Pupil	1st Quarter - 7/1 - 9/30			2nd Quarter - 10/1 - 12/31			3rd Q
		Original Budget	Revised Budget	Variance	Original Budget	Revised Budget	Variance	Original Budget

SCHOOL OPERATIONS

Board Expenses				-				-
Classroom / Teaching Supplies & Materials	126,237	42,699		-	42,699			-
Special Ed Supplies & Materials	11,001	3,375		-	3,375			-
Textbooks / Workbooks	131,268	62,938		-	62,938			-
Supplies & Materials other	8,207	5,625		-	5,625			-
Equipment / Furniture	104,500	31,750		-	31,750			-
Telephone	161,119	38,119		-	38,119			-
Technology	88,135	20,677		-	20,677			-
Student Testing & Assessment	48,416	8,856		-	8,856			-
Field Trips	58,811	12,000		-	12,000			-
Transportation (student)	6,700	1,000		-	1,000			-
Student Services - other	47,998	8,750		-	8,750			-
Office Expense	123,004	27,925		-	27,925			-
Staff Development	135,830	44,000		-	44,000			-
Staff Recruitment	45,513	11,250		-	11,250			-
Student Recruitment / Marketing	9,000	1,875		-	1,875			-
School Meals / Lunch				-				-
Travel (Staff)	4,262	875		-	875			-
Fundraising				-				-
Other	72,266	36,161		-	36,161			-
TOTAL SCHOOL OPERATIONS	1,182,267	357,875		-	357,875		-	357,875

FACILITY OPERATION & MAINTENANCE

Insurance	90,293	28,007		-	28,007			-
Janitorial	37,433	11,100		-	11,100			-
Building and Land Rent / Lease / Facility Finance Interest	2,230,818	632,735		-	632,735			-
Repairs & Maintenance	191,184	53,750		-	53,750			-
Equipment / Furniture	646,749	112,857		-	112,857			-
Security				-				-
Utilities	289,981	77,500		-	77,500			-
TOTAL FACILITY OPERATION & MAINTENANCE	3,486,458	915,949		-	915,949		-	915,949

DEPRECIATION & AMORTIZATION

	295,000	75,000		-	75,000			-
--	---------	--------	--	---	--------	--	--	---

RESERVES / CONTINGENCY

				-				-
--	--	--	--	---	--	--	--	---

**BROOKLYN ASCEND CHARTER SCHOOL
Budget / Operating Plan
2017-18**

Total Revenue	21,620,653	6,125,828	-	-	6,189,998	-	-	6,189,998
Total Expenses	20,949,444	5,980,003	-	-	6,055,303	-	-	6,055,303
Net Income	671,209	145,825	-	-	134,695	-	-	134,695
Actual Student Enrollment	1,258	1,376	-	-	1,376	-	-	1,376
	Prior Year Actual	1st Quarter - 7/1 - 9/30			2nd Quarter - 10/1 - 12/31			3rd C
	2016-17	Original	Revised		Original	Revised		Original
	Revenue Per Pupil	Budget	Budget	Variance	Budget	Budget	Variance	Budget
TOTAL EXPENSES	20,949,444	5,980,003	-	-	6,055,303	-	-	6,055,303
NET INCOME	671,209	145,825	-	-	134,695	-	-	134,695

2017-18
BROOKLYN ASCEND CHARTER SCHOOL
Budget / Operating Plan
2017-18

	2016-17		2017-18			2017-18			3rd C
	Actual	Budget	Original Budget	Revised Budget	Variance	Original Budget	Revised Budget	Variance	
Total Revenue	21,620,653	6,125,828	-	-	-	6,189,998	-	-	6,189,998
Total Expenses	20,949,444	5,980,003	-	-	-	6,055,303	-	-	6,055,303
Net Income	671,209	145,825	-	-	-	134,695	-	-	134,695
Actual Student Enrollment	1,258	1,376	-	-	-	1,376	-	-	1,376
	Prior Year Actual		1st Quarter - 7/1 - 9/30			2nd Quarter - 10/1 - 12/31			3rd C
	2016-17 Revenue Per Pupil		Original Budget	Revised Budget	Variance	Original Budget	Revised Budget	Variance	Original Budget
ENROLLMENT - *School Districts Are Linked To Above Entries*									
Number of Districts:	1	1	-	-	-	1	-	-	1
NYC CHANCELLOR'S OFFICE	1,258	1,376	-	-	-	1,376	-	-	1,376
-	-	-	-	-	-	-	-	-	-
-	-	-	-	-	-	-	-	-	-
-	-	-	-	-	-	-	-	-	-
-	-	-	-	-	-	-	-	-	-
-	-	-	-	-	-	-	-	-	-
-	-	-	-	-	-	-	-	-	-
-	-	-	-	-	-	-	-	-	-
-	-	-	-	-	-	-	-	-	-
-	-	-	-	-	-	-	-	-	-
-	-	-	-	-	-	-	-	-	-
-	-	-	-	-	-	-	-	-	-
-	-	-	-	-	-	-	-	-	-
-	-	-	-	-	-	-	-	-	-
-	-	-	-	-	-	-	-	-	-
ALL OTHER School Districts: (Weighted Avg)	-	-	-	-	-	-	-	-	-
TOTAL ENROLLMENT	1,258	1,376	-	-	-	1,376	-	-	1,376
REVENUE PER PUPIL	17,187	4,452	-	-	-	4,499	-	-	4,499
EXPENSES PER PUPIL	16,653	4,346	-	-	-	4,401	-	-	4,401

Total Revenue		-	-	6,189,996	-	-
Total Expenses		-	-	6,055,303	-	-
Net Income		-	-	134,693	-	-
Actual Student Enrollment		-	-	1,376	-	-
		3rd Quarter - 1/1 - 3/31		4th Quarter - 4/1 - 6/30		
		Revised Budget	Variance	Original Budget	Revised Budget	Variance
REVENUE		the 'REVISED' Column(s) COMPLETELY BLANK. Selected quarter(s) must be completed on tabs 2, 3 and 4.				
REVENUES FROM STATE SOURCES						
Per Pupil Revenue	2017-18 Per Pupil Rate	25.0%		25.0%	25.0%	
NYC CHANCELLOR'S OFFICE	14,527	-	-	4,997,288	-	-
-	-	-	-	-	-	-
-	-	-	-	-	-	-
-	-	-	-	-	-	-
-	-	-	-	-	-	-
-	-	-	-	-	-	-
-	-	-	-	-	-	-
-	-	-	-	-	-	-
-	-	-	-	-	-	-
-	-	-	-	-	-	-
-	-	-	-	-	-	-
-	-	-	-	-	-	-
-	-	-	-	-	-	-
-	-	-	-	-	-	-
-	-	-	-	-	-	-
-	-	-	-	-	-	-
-	-	-	-	-	-	-
-	-	-	-	-	-	-
ALL OTHER School Districts: (Weighted Avg)	-	-	-	-	-	-
TOTAL Per Pupil Revenue (Weighted Average Per Pupil Funding)	14,527	-	-	4,997,288	-	-
Special Education Revenue			-	434,227		-
Grants						
Stimulus			-			-
DYCD (Department of Youth and Community Development)			-			-
Other			-			-
NYC DoE Rental Assistance				386,782		
Other			-			-
TOTAL REVENUE FROM STATE SOURCES		-	-	5,818,297	-	-
REVENUE FROM FEDERAL FUNDING						
IDEA Special Needs			-	45,283		-
Title I			-	138,135		-
Title Funding - Other			-	4,382		-
School Food Service (Free Lunch)			-	90,908		-
Grants						

Total Revenue	-	-	6,189,996	-	-
Total Expenses	-	-	6,055,303	-	-
Net Income	-	-	134,693	-	-
Actual Student Enrollment	-	-	1,376	-	-
	Quarter - 1/1 - 3/31		4th Quarter - 4/1 - 6/30		
	Revised Budget	Variance	Original Budget	Revised Budget	Variance
Charter School Program (CSP) Planning & Implementation		-			-
Other		-			-
Other		=			=
TOTAL REVENUE FROM FEDERAL SOURCES	-	-	278,708	-	-
LOCAL and OTHER REVENUE					
Contributions and Donations		-	25,842		-
Fundraising		-			-
Erate Reimbursement		-	34,307		-
Earnings on Investments		-			-
Interest Income		-	155		-
Food Service (Income from meals)		-	5,346		-
Text Book		-	27,341		-
OTHER		=			=
TOTAL REVENUE FROM LOCAL and OTHER SOURCES	-	-	92,991	-	-
TOTAL REVENUE	-	-	6,189,996	-	-

Total Revenue		-	-	6,189,996	-
Total Expenses		-	-	6,055,303	-
Net Income		-	-	134,693	-
Actual Student Enrollment		-	-	1,376	-
		Quarter - 1/1 - 3/31		4th Quarter - 4/1 - 6/30	
		Revised Budget	Variance	Original Budget	Revised Budget
				Variance	
EXPENSES					
ADMINISTRATIVE STAFF PERSONNEL COSTS		Avg. No. of Positions			
Executive Management	-		-		-
Instructional Management	3.00		-	112,500	-
Deans, Directors & Coordinators	18.00		-	385,926	-
CFO / Director of Finance	-		-		-
Operation / Business Manager	3.00		-	93,750	-
Administrative Staff	18.00		-	216,701	-
TOTAL ADMINISTRATIVE STAFF	42.00	-	-	808,877	-
INSTRUCTIONAL PERSONNEL COSTS					
Teachers - Regular	84.00		-	1,352,329	-
Teachers - SPED	30.00		-	486,854	-
Substitute Teachers	1.00		-	11,875	-
Teaching Assistants	-		-		-
Specialty Teachers	13.00		-	220,522	-
Aides	1.00		-	15,193	-
Therapists & Counselors	10.00		-	151,911	-
Other	-		-	97,290	-
TOTAL INSTRUCTIONAL	139.00	-	-	2,335,974	-
NON-INSTRUCTIONAL PERSONNEL COSTS					
Nurse	-		-		-
Librarian	-		-		-
Custodian	2.00		-	19,327	-
Security	2.00		-	30,642	-
Other	2.00		-	31,502	-
TOTAL NON-INSTRUCTIONAL	6.00	-	-	81,471	-
SUBTOTAL PERSONNEL SERVICE COSTS					
	187.00	-	-	3,226,322	-
PAYROLL TAXES AND BENEFITS					
Payroll Taxes			-	248,364	-
Fringe / Employee Benefits			-	318,406	-

Total Revenue		-	-	6,189,996	-	-
Total Expenses		-	-	6,055,303	-	-
Net Income		-	-	134,693	-	-
Actual Student Enrollment		-	-	1,376	-	-
		Quarter - 1/1 - 3/31			4th Quarter - 4/1 - 6/30	
		Revised Budget	Variance	Original Budget	Revised Budget	Variance
Retirement / Pension			-			-
TOTAL PAYROLL TAXES AND BENEFITS		-	-	566,770	-	-
TOTAL PERSONNEL SERVICE COSTS						
	187.00	-	-	3,793,092	-	-
CONTRACTED SERVICES						
Accounting / Audit			-	7,436		-
Legal			-	3,500		-
Management Company Fee			-	674,312		-
Nurse Services			-			-
Food Service / School Lunch			-	112,950		-
Payroll Services			-	6,264		-
Special Ed Services			-	3,250		-
Titlement Services (i.e. Title I)			-			-
Other Purchased / Professional / Consulting			-	105,675		-
TOTAL CONTRACTED SERVICES		-	-	913,387	-	-

Total Revenue	-	-	6,189,996	-	-
Total Expenses	-	-	6,055,303	-	-
Net Income	-	-	134,693	-	-
Actual Student Enrollment	-	-	1,376	-	-
	Quarter - 1/1 - 3/31		4th Quarter - 4/1 - 6/30		
	Revised Budget	Variance	Original Budget	Revised Budget	Variance
SCHOOL OPERATIONS					
Board Expenses		-			-
Classroom / Teaching Supplies & Materials		-	42,699		-
Special Ed Supplies & Materials		-	3,375		-
Textbooks / Workbooks		-	62,938		-
Supplies & Materials other		-	5,625		-
Equipment / Furniture		-	31,750		-
Telephone		-	38,119		-
Technology		-	20,677		-
Student Testing & Assessment		-	8,856		-
Field Trips		-	12,000		-
Transportation (student)		-	1,000		-
Student Services - other		-	8,750		-
Office Expense		-	27,925		-
Staff Development		-	44,000		-
Staff Recruitment		-	11,250		-
Student Recruitment / Marketing		-	1,875		-
School Meals / Lunch		-			-
Travel (Staff)		-	875		-
Fundraising		-			-
Other		-	<u>36,161</u>		-
TOTAL SCHOOL OPERATIONS	-	-	357,875	-	-
FACILITY OPERATION & MAINTENANCE					
Insurance		-	28,007		-
Janitorial		-	11,100		-
Building and Land Rent / Lease / Facility Finance Interest		-	632,735		-
Repairs & Maintenance		-	53,750		-
Equipment / Furniture		-	112,857		-
Security		-			-
Utilities		-	<u>77,500</u>		-
TOTAL FACILITY OPERATION & MAINTENANCE	-	-	915,949	-	-
DEPRECIATION & AMORTIZATION		-	75,000		-
RESERVES / CONTINGENCY		-			-

Total Revenue	-	-	6,189,996	-	-
Total Expenses	-	-	6,055,303	-	-
Net Income	-	-	134,693	-	-
Actual Student Enrollment	-	-	1,376	-	-
	Quarter - 1/1 - 3/31		4th Quarter - 4/1 - 6/30		
	Revised		Original	Revised	
	Budget	Variance	Budget	Budget	Variance
TOTAL EXPENSES	-	-	6,055,303	-	-
NET INCOME	-	-	134,693	-	-

Total Revenue	-	-	6,189,996	-	-
Total Expenses	-	-	6,055,303	-	-
Net Income	Quarter - 1/1 - 3/31		134,693	-	-
Actual Student Enrollment	-	-	1,376	-	-
	Quarter - 1/1 - 3/31		4th Quarter - 4/1 - 6/30		
	Revised		Original	Revised	
	Budget	Variance	Budget	Budget	Variance
ENROLLMENT - *School Districts Are Linked To Above Entries*					
Number of Districts:	-	-	1	-	-
NYC CHANCELLOR'S OFFICE	-	-	1,376	-	-
-	-	-	-	-	-
-	-	-	-	-	-
-	-	-	-	-	-
-	-	-	-	-	-
-	-	-	-	-	-
-	-	-	-	-	-
-	-	-	-	-	-
-	-	-	-	-	-
-	-	-	-	-	-
-	-	-	-	-	-
-	-	-	-	-	-
-	-	-	-	-	-
-	-	-	-	-	-
-	-	-	-	-	-
-	-	-	-	-	-
-	-	-	-	-	-
-	-	-	-	-	-
ALL OTHER School Districts: (Weighted Avg)	-	-	-	-	-
TOTAL ENROLLMENT	=	=	1,376	=	=
REVENUE PER PUPIL	=	=	4,499	=	=
EXPENSES PER PUPIL	=	=	4,401	=	=

BROOKLYN ASCEND CHARTER SCHOOL
Budget / Operating Plan
2017-18

Total Revenue	24,695,820	24,695,820	-	3,075,167	3,075,167
Total Expenses	24,145,912	24,145,912	-	(3,196,468)	(3,196,468)
Net Income	549,908	549,908	-	(121,301)	(121,301)
Actual Student Enrollment					
	Total Year			VARIANCE	
	Original Budget	Revised Budget	Variance	Original Budget vs. PY Budget	Revised Budget vs. PY Budget

DESCRIPTION OF ASSUMPTIONS

REVENUE					
REVENUES FROM STATE SOURCES	2017-18				
Per Pupil Revenue	Per Pupil Rate				
NYC CHANCELLOR'S OFFICE	14,527	19,989,152	19,989,152	-	2,340,310
-	-	-	-	-	-
-	-	-	-	-	-
-	-	-	-	-	-
-	-	-	-	-	-
-	-	-	-	-	-
-	-	-	-	-	-
-	-	-	-	-	-
-	-	-	-	-	-
-	-	-	-	-	-
-	-	-	-	-	-
-	-	-	-	-	-
-	-	-	-	-	-
-	-	-	-	-	-
-	-	-	-	-	-
-	-	-	-	-	-
-	-	-	-	-	-
ALL OTHER School Districts: (Weighted Avg)	-	-	-	-	-
TOTAL Per Pupil Revenue (Weighted Average Per Pupil Funding)	14,527	19,989,152	19,989,152	-	2,340,310
Special Education Revenue		1,736,908	1,736,908	-	(127,000)
Grants					
Stimulus		-	-	-	-
DYCD (Department of Youth and Community Development)		-	-	-	-
Other		-	-	-	-
NYC DoE Rental Assistance		1,547,128	1,547,128	-	940,944
Other		-	-	-	-
TOTAL REVENUE FROM STATE SOURCES		23,273,188	23,273,188	-	3,154,254
REVENUE FROM FEDERAL FUNDING					
IDEA Special Needs		181,132	181,132	-	90,832
Title I		552,540	552,540	-	(52,840)
Title Funding - Other		17,528	17,528	-	3,924
School Food Service (Free Lunch)		303,027	303,027	-	(26,930)
Grants					

BROOKLYN ASCEND CHARTER SCHOOL
Budget / Operating Plan
2017-18

Total Revenue	24,695,820	24,695,820	-	3,075,167	3,075,167
Total Expenses	24,145,912	24,145,912	-	(3,196,468)	(3,196,468)
Net Income	549,908	549,908	-	(121,301)	(121,301)
Actual Student Enrollment					
	Total Year			VARIANCE	
	Original Budget	Revised Budget	Variance	Original Budget vs. PY Budget	Revised Budget vs. PY Budget
Charter School Program (CSP) Planning & Implementation	-	-	-	-	-
Other	-	-	-	-	-
Other	-	-	-	-	-
TOTAL REVENUE FROM FEDERAL SOURCES	1,054,227	1,054,227	-	14,986	14,986
LOCAL and OTHER REVENUE					
Contributions and Donations	103,368	103,368	-	(15,804)	(15,804)
Fundraising	-	-	-	-	-
Erate Reimbursement	137,228	137,228	-	(96,729)	(96,729)
Earnings on Investments	-	-	-	-	-
Interest Income	620	620	-	(994)	(994)
Food Service (Income from meals)	17,825	17,825	-	9,937	9,937
Text Book	109,364	109,364	-	9,617	9,617
OTHER	-	-	-	(100)	(100)
TOTAL REVENUE FROM LOCAL and OTHER SOURCES	368,405	368,405	-	(94,073)	(94,073)
TOTAL REVENUE	24,695,820	24,695,820	-	3,075,167	3,075,167

DESCRIPTION OF ASSUMPTIONS

		BROOKLYN ASCEND CHARTER SCHOOL					DESCRIPTION OF ASSUMPTIONS
		Budget / Operating Plan			2017-18		
		24,695,820	24,695,820	-	3,075,167	3,075,167	
		24,145,912	24,145,912	-	(3,196,468)	(3,196,468)	
		549,908	549,908	-	(121,301)	(121,301)	
		Total Year			VARIANCE		
		Original Budget	Revised Budget	Variance	Original Budget vs. PY Budget	Revised Budget vs. PY Budget	
Total Revenue		24,695,820	24,695,820	-	3,075,167	3,075,167	
Total Expenses		24,145,912	24,145,912	-	(3,196,468)	(3,196,468)	
Net Income		549,908	549,908	-	(121,301)	(121,301)	
Actual Student Enrollment							
EXPENSES							
ADMINISTRATIVE STAFF PERSONNEL COSTS							
	Avg. No. of Positions						
Executive Management	-	-	-	-	-	-	
Instructional Management	3.00	450,000	450,000	-	-	-	
Deans, Directors & Coordinators	18.00	1,543,704	1,543,704	-	(229,525)	(229,525)	
CFO / Director of Finance	-	-	-	-	-	-	
Operation / Business Manager	3.00	375,000	375,000	-	-	-	
Administrative Staff	18.00	866,804	866,804	-	(230,466)	(230,466)	
TOTAL ADMINISTRATIVE STAFF	42.00	3,235,508	3,235,508	-	(459,991)	(459,991)	
INSTRUCTIONAL PERSONNEL COSTS							
Teachers - Regular	84.00	5,409,316	5,409,316	-	(982,517)	(982,517)	
Teachers - SPED	30.00	1,947,416	1,947,416	-	50,270	50,270	
Substitute Teachers	1.00	47,500	47,500	-	(6,293)	(6,293)	
Teaching Assistants	-	-	-	-	-	-	
Specialty Teachers	13.00	882,088	882,088	-	(306,237)	(306,237)	
Aides	1.00	60,772	60,772	-	103,028	103,028	
Therapists & Counselors	10.00	607,644	607,644	-	(74,727)	(74,727)	
Other	-	389,160	389,160	-	(211,175)	(211,175)	
TOTAL INSTRUCTIONAL	139.00	9,343,896	9,343,896	-	(1,427,651)	(1,427,651)	
NON-INSTRUCTIONAL PERSONNEL COSTS							
Nurse	-	-	-	-	-	-	
Librarian	-	-	-	-	-	-	
Custodian	2.00	77,308	77,308	-	(49,212)	(49,212)	
Security	2.00	122,568	122,568	-	(26,084)	(26,084)	
Other	2.00	126,008	126,008	-	(60,785)	(60,785)	
TOTAL NON-INSTRUCTIONAL	6.00	325,884	325,884	-	(136,081)	(136,081)	
SUBTOTAL PERSONNEL SERVICE COSTS		187.00	12,905,288	12,905,288	-	(2,023,723)	(2,023,723)
PAYROLL TAXES AND BENEFITS							
Payroll Taxes		993,456	993,456	-	(164,041)	(164,041)	
Fringe / Employee Benefits		1,273,624	1,273,624	-	(118,764)	(118,764)	

BROOKLYN ASCEND CHARTER SCHOOL
Budget / Operating Plan
2017-18

	Total Year			VARIANCE	
	Original Budget	Revised Budget	Variance	Original Budget vs. PY Budget	Revised Budget vs. PY Budget
Total Revenue	24,695,820	24,695,820	-	3,075,167	3,075,167
Total Expenses	24,145,912	24,145,912	-	(3,196,468)	(3,196,468)
Net Income	549,908	549,908	-	(121,301)	(121,301)
Actual Student Enrollment					
Retirement / Pension	-	-	-	-	-
TOTAL PAYROLL TAXES AND BENEFITS	2,267,080	2,267,080	-	(282,805)	(282,805)
TOTAL PERSONNEL SERVICE COSTS	15,172,368	15,172,368	-	(2,306,528)	(2,306,528)
CONTRACTED SERVICES					
Accounting / Audit	29,744	29,744	-	(7,244)	(7,244)
Legal	14,000	14,000	-	10,187	10,187
Management Company Fee	2,697,248	2,697,248	-	(373,186)	(373,186)
Nurse Services	-	-	-	-	-
Food Service / School Lunch	376,500	376,500	-	(31,827)	(31,827)
Payroll Services	25,056	25,056	-	(1,255)	(1,255)
Special Ed Services	13,000	13,000	-	(418)	(418)
Titlement Services (i.e. Title I)	-	-	-	-	-
Other Purchased / Professional / Consulting	422,700	422,700	-	(54,626)	(54,626)
TOTAL CONTRACTED SERVICES	3,578,248	3,578,248	-	(458,369)	(458,369)

DESCRIPTION OF ASSUMPTIONS

187.00

BROOKLYN ASCEND CHARTER SCHOOL
Budget / Operating Plan
2017-18

Total Revenue	24,695,820	24,695,820	-	3,075,167	3,075,167
Total Expenses	24,145,912	24,145,912	-	(3,196,468)	(3,196,468)
Net Income	549,908	549,908	-	(121,301)	(121,301)
Actual Student Enrollment					

	Total Year			VARIANCE	
	Original Budget	Revised Budget	Variance	Original Budget vs. PY Budget	Revised Budget vs. PY Budget

DESCRIPTION OF ASSUMPTIONS

SCHOOL OPERATIONS

Board Expenses	-	-	-	-	-
Classroom / Teaching Supplies & Materials	170,796	170,796	-	(44,559)	(44,559)
Special Ed Supplies & Materials	13,500	13,500	-	(2,499)	(2,499)
Textbooks / Workbooks	251,752	251,752	-	(120,484)	(120,484)
Supplies & Materials other	22,500	22,500	-	(14,293)	(14,293)
Equipment / Furniture	127,000	127,000	-	(22,500)	(22,500)
Telephone	152,476	152,476	-	8,643	8,643
Technology	82,708	82,708	-	5,427	5,427
Student Testing & Assessment	35,424	35,424	-	12,992	12,992
Field Trips	48,000	48,000	-	10,811	10,811
Transportation (student)	4,000	4,000	-	2,700	2,700
Student Services - other	35,000	35,000	-	12,998	12,998
Office Expense	111,700	111,700	-	11,304	11,304
Staff Development	176,000	176,000	-	(40,170)	(40,170)
Staff Recruitment	45,000	45,000	-	513	513
Student Recruitment / Marketing	7,500	7,500	-	1,500	1,500
School Meals / Lunch	-	-	-	-	-
Travel (Staff)	3,500	3,500	-	762	762
Fundraising	-	-	-	-	-
Other	144,644	144,644	-	(72,378)	(72,378)
TOTAL SCHOOL OPERATIONS	1,431,500	1,431,500	-	(249,233)	(249,233)

FACILITY OPERATION & MAINTENANCE

Insurance	112,028	112,028	-	(21,735)	(21,735)
Janitorial	44,400	44,400	-	(6,967)	(6,967)
Building and Land Rent / Lease / Facility Finance Interest	2,530,940	2,530,940	-	(300,122)	(300,122)
Repairs & Maintenance	215,000	215,000	-	(23,816)	(23,816)
Equipment / Furniture	451,428	451,428	-	195,321	195,321
Security	-	-	-	-	-
Utilities	310,000	310,000	-	(20,019)	(20,019)
TOTAL FACILITY OPERATION & MAINTENANCE	3,663,796	3,663,796	-	(177,338)	(177,338)

DEPRECIATION & AMORTIZATION

	300,000	300,000	-	(5,000)	(5,000)
--	---------	---------	---	---------	---------

RESERVES / CONTINGENCY

	-	-	-	-	-
--	---	---	---	---	---

BROOKLYN ASCEND CHARTER SCHOOL
Budget / Operating Plan

2017-18

Total Revenue	24,695,820	24,695,820	-	3,075,167	3,075,167
Total Expenses	24,145,912	24,145,912	-	(3,196,468)	(3,196,468)
Net Income	549,908	549,908	-	(121,301)	(121,301)
Actual Student Enrollment					
	Total Year			VARIANCE	
	Original Budget	Revised Budget	Variance	Original Budget vs. PY Budget	Revised Budget vs. PY Budget
TOTAL EXPENSES	<u>24,145,912</u>	<u>24,145,912</u>	-	<u>(3,196,468)</u>	<u>(3,196,468)</u>
NET INCOME	<u>549,908</u>	<u>549,908</u>	-	<u>(121,301)</u>	<u>(121,301)</u>

DESCRIPTION OF ASSUMPTIONS

BROOKLYN ASCEND CHARTER SCHOOL
Budget / Operating Plan

2017-18

Total Revenue	24,695,820	24,695,820	-	3,075,167	3,075,167
Total Expenses	24,145,912	24,145,912	-	(3,196,468)	(3,196,468)
Net Income	549,908	549,908	-	(121,301)	(121,301)
Actual Student Enrollment					

Total Year

VARIANCE

Original Budget	Revised Budget	Variance	Original Budget vs. PY Budget	Revised Budget vs. PY Budget
------------------------	-----------------------	-----------------	--------------------------------------	-------------------------------------

DESCRIPTION OF ASSUMPTIONS

ENROLLMENT - *School Districts Are Linked To Above Entries*

Number of Districts:

NYC CHANCELLOR'S OFFICE

-
-
-
-
-
-
-
-
-
-
-
-
-
-
-
-
-
-
-
-

ALL OTHER School Districts: (Weighted Avg)

TOTAL ENROLLMENT

REVENUE PER PUPIL

EXPENSES PER PUPIL

BROOKLYN ASCEND CHARTER SCHOOL
ALANCE SHEET
2017-18

DO NOT ENTER BALANCE SHEET DATA ON THIS
 TEMPLATE

Balance sheet data should for the Ed Corp:
 Ascend Charter Schools
 should be entered on the template for
 Canarsie Ascend Charter School.

	<u>Prior Year</u>	Q1	Q2	Q3	Q4
	<u>2016-17</u>	<u>As of 9/30</u>	<u>As of 12/31</u>	<u>As of 3/31</u>	<u>As of 6/30</u>
<u>ASSETS</u>					
<u>CURRENT ASSETS</u>					
Cash and cash equivalents	-	-	-	-	-
Grants and contracts receivable	-	-	-	-	-
Accounts receivables	-	-	-	-	-
Prepaid Expenses	-	-	-	-	-
Contributions and other receivables	-	-	-	-	-
TOTAL CURRENT ASSETS	-	-	-	-	-
<u>PROPERTY, BUILDING AND EQUIPMENT, net</u>	-	-	-	-	-
<u>OTHER ASSETS</u>	-	-	-	-	-
TOTAL ASSETS	-	-	-	-	-
<u>LIABILITIES AND NET ASSETS</u>					
<u>CURRENT LIABILITIES</u>					
Accounts payable and accrued expenses	-	-	-	-	-
Accrued payroll and benefits	-	-	-	-	-
Deferred Revenue	-	-	-	-	-
Current maturities of long-term debt	-	-	-	-	-
Short Term Debt - Bonds, Notes Payable	-	-	-	-	-
Other	-	-	-	-	-
TOTAL CURRENT LIABILITIES	-	-	-	-	-
<u>LONG-TERM DEBT and NOTES PAYABLE, net current maturities</u>	-	-	-	-	-
TOTAL LIABILITIES	-	-	-	-	-
<u>NET ASSETS</u>					
Unrestricted	-	-	-	-	-
Temporarily restricted	-	-	-	-	-
TOTAL NET ASSETS	-	-	-	-	-
TOTAL LIABILITIES AND NET ASSETS	-	-	-	-	-

**BROOKLYN ASCEND CHARTER
Budget / Operating Plan**

2017-18

Total Revenue	-	6,125,828	-	-	6,189,998	-	-
Total Expenses	-	5,980,003	-	-	6,055,303	-	-
Net Income	-	145,825	-	-	134,695	-	-
Actual Student Enrollment	-	1,376	-	-	1,376	-	-
	1st Quarter - 7/1 - 9/30			2nd Quarter - 10/1 - 12/31			3rd Quarter
*NOTE: Enrollment, Revenue and Expenditure Data IN the 'Total and Variance Analysis' Section is Based on LAST ACTUAL Quarter Completed	Actual	Current Budget	Variance	Actual	Current Budget	Variance	Actual
Other		-	-		-	-	
TOTAL REVENUE FROM FEDERAL SOURCES	-	218,103	-	-	278,708	-	-
LOCAL and OTHER REVENUE							
Contributions and Donations		25,842	-		25,842	-	
Fundraising		-	-		-	-	
Erate Reimbursement		34,307	-		34,307	-	
Earnings on Investments		-	-		-	-	
Interest Income		155	-		155	-	
Food Service (Income from meals)		1,783	-		5,348	-	
Text Book		27,341	-		27,341	-	
OTHER		-	-		-	-	
TOTAL REVENUE FROM LOCAL and OTHER SOURCES	-	89,428	-	-	92,993	-	-
TOTAL REVENUE	-	6,125,828	-	-	6,189,998	-	-

**BROOKLYN ASCEND CHARTER
Budget / Operating Plan**

2017-18

Total Revenue	-	6,125,828	-	-	6,189,998	-	-
Total Expenses	-	5,980,003	-	-	6,055,303	-	-
Net Income	-	145,825	-	-	134,695	-	-
Actual Student Enrollment	-	1,376	-	-	1,376	-	-

*NOTE: Enrollment, Revenue and Expenditure Data IN the 'Total and Variance Analysis' Section is Based on LAST ACTUAL Quarter Completed	1st Quarter - 7/1 - 9/30			2nd Quarter - 10/1 - 12/31			3rd Quarter
	Actual	Current Budget	Variance	Actual	Current Budget	Variance	Actual

EXPENSES	Quarter 0 No. of Positions							
		Actual	Current Budget	Variance	Actual	Current Budget	Variance	Actual
ADMINISTRATIVE STAFF PERSONNEL COSTS								
Executive Management	-		-	-		-	-	
Instructional Management	-		112,500	-		112,500	-	
Deans, Directors & Coordinators	-		385,926	-		385,926	-	
CFO / Director of Finance	-		-	-		-	-	
Operation / Business Manager	-		93,750	-		93,750	-	
Administrative Staff	-		216,701	-		216,701	-	
TOTAL ADMINISTRATIVE STAFF	-		808,877	-		808,877	-	
INSTRUCTIONAL PERSONNEL COSTS								
Teachers - Regular	-		1,352,329	-		1,352,329	-	
Teachers - SPED	-		486,854	-		486,854	-	
Substitute Teachers	-		11,875	-		11,875	-	
Teaching Assistants	-		-	-		-	-	
Specialty Teachers	-		220,522	-		220,522	-	
Aides	-		15,193	-		15,193	-	
Therapists & Counselors	-		151,911	-		151,911	-	
Other	-		97,290	-		97,290	-	
TOTAL INSTRUCTIONAL	-		2,335,974	-		2,335,974	-	
NON-INSTRUCTIONAL PERSONNEL COSTS								
Nurse	-		-	-		-	-	
Librarian	-		-	-		-	-	
Custodian	-		19,327	-		19,327	-	
Security	-		30,642	-		30,642	-	
Other	-		31,502	-		31,502	-	
TOTAL NON-INSTRUCTIONAL	-		81,471	-		81,471	-	
SUBTOTAL PERSONNEL SERVICE COSTS	-		3,226,322	-		3,226,322	-	
PAYROLL TAXES AND BENEFITS								
Payroll Taxes			248,364	-		248,364	-	
Fringe / Employee Benefits			318,406	-		318,406	-	
Retirement / Pension			-	-		-	-	
TOTAL PAYROLL TAXES AND BENEFITS			566,770	-		566,770	-	
TOTAL PERSONNEL SERVICE COSTS	-		3,793,092	-		3,793,092	-	

**BROOKLYN ASCEND CHARTER
Budget / Operating Plan**

2017-18

Total Revenue	-	6,125,828	-	-	6,189,998	-	-
Total Expenses	-	5,980,003	-	-	6,055,303	-	-
Net Income	-	145,825	-	-	134,695	-	-
Actual Student Enrollment	-	1,376	-	-	1,376	-	-

*NOTE: Enrollment, Revenue and Expenditure Data IN the 'Total and Variance Analysis' Section is Based on LAST ACTUAL Quarter Completed	1st Quarter - 7/1 - 9/30			2nd Quarter - 10/1 - 12/31			3rd Quarter
	Actual	Current Budget	Variance	Actual	Current Budget	Variance	Actual
	CONTRACTED SERVICES						
Accounting / Audit		7,436	-		7,436	-	
Legal		3,500	-		3,500	-	
Management Company Fee		674,312	-		674,312	-	
Nurse Services		-	-		-	-	
Food Service / School Lunch		37,650	-		112,950	-	
Payroll Services		6,264	-		6,264	-	
Special Ed Services		3,250	-		3,250	-	
Titlement Services (i.e. Title I)		-	-		-	-	
Other Purchased / Professional / Consulting		<u>105,675</u>	-		<u>105,675</u>	-	
TOTAL CONTRACTED SERVICES		<u>838,087</u>	-		<u>913,387</u>	-	

**BROOKLYN ASCEND CHARTER
Budget / Operating Plan**

2017-18

Total Revenue	-	6,125,828	-	-	6,189,998	-	-
Total Expenses	-	5,980,003	-	-	6,055,303	-	-
Net Income	-	145,825	-	-	134,695	-	-
Actual Student Enrollment	-	1,376	-	-	1,376	-	-

*NOTE: Enrollment, Revenue and Expenditure Data IN the 'Total and Variance Analysis' Section is Based on LAST ACTUAL Quarter Completed	1st Quarter - 7/1 - 9/30			2nd Quarter - 10/1 - 12/31			3rd Quarter
	Actual	Current Budget	Variance	Actual	Current Budget	Variance	Actual

SCHOOL OPERATIONS

Board Expenses	-	-	-	-	-	-	-
Classroom / Teaching Supplies & Materials	42,699	-	-	42,699	-	-	-
Special Ed Supplies & Materials	3,375	-	-	3,375	-	-	-
Textbooks / Workbooks	62,938	-	-	62,938	-	-	-
Supplies & Materials other	5,625	-	-	5,625	-	-	-
Equipment / Furniture	31,750	-	-	31,750	-	-	-
Telephone	38,119	-	-	38,119	-	-	-
Technology	20,677	-	-	20,677	-	-	-
Student Testing & Assessment	8,856	-	-	8,856	-	-	-
Field Trips	12,000	-	-	12,000	-	-	-
Transportation (student)	1,000	-	-	1,000	-	-	-
Student Services - other	8,750	-	-	8,750	-	-	-
Office Expense	27,925	-	-	27,925	-	-	-
Staff Development	44,000	-	-	44,000	-	-	-
Staff Recruitment	11,250	-	-	11,250	-	-	-
Student Recruitment / Marketing	1,875	-	-	1,875	-	-	-
School Meals / Lunch	-	-	-	-	-	-	-
Travel (Staff)	875	-	-	875	-	-	-
Fundraising	-	-	-	-	-	-	-
Other	<u>36,161</u>	-	-	<u>36,161</u>	-	-	-
TOTAL SCHOOL OPERATIONS	-	357,875	-	-	357,875	-	-

FACILITY OPERATION & MAINTENANCE

Insurance	28,007	-	-	28,007	-	-	-
Janitorial	11,100	-	-	11,100	-	-	-
Building and Land Rent / Lease / Facility Finance Interest	632,735	-	-	632,735	-	-	-
Repairs & Maintenance	53,750	-	-	53,750	-	-	-
Equipment / Furniture	112,857	-	-	112,857	-	-	-
Security	-	-	-	-	-	-	-
Utilities	<u>77,500</u>	-	-	<u>77,500</u>	-	-	-
TOTAL FACILITY OPERATION & MAINTENANCE	-	915,949	-	-	915,949	-	-

DEPRECIATION & AMORTIZATION

	75,000	-	-	75,000	-	-	-
--	--------	---	---	--------	---	---	---

RESERVES / CONTINGENCY

	-	-	-	-	-	-	-
--	---	---	---	---	---	---	---

TOTAL EXPENSES	-	5,980,003	-	-	6,055,303	-	-
-----------------------	---	------------------	---	---	------------------	---	---

**BROOKLYN ASCEND CHARTER
Budget / Operating Plan**

2017-18

Total Revenue	-	6,125,828	-	-	6,189,998	-	-
Total Expenses	-	5,980,003	-	-	6,055,303	-	-
Net Income	-	145,825	-	-	134,695	-	-
Actual Student Enrollment	-	1,376	-	-	1,376	-	-
	1st Quarter - 7/1 - 9/30			2nd Quarter - 10/1 - 12/31			3rd Q
*NOTE: Enrollment, Revenue and Expenditure Data IN the 'Total and Variance Analysis' Section is Based on LAST ACTUAL Quarter Completed	Actual	Current Budget	Variance	Actual	Current Budget	Variance	Actual
NET INCOME	-	145,825	-	-	134,695	-	-

Total Revenue	-	6,125,828	-	-	6,189,998	-	-
Total Expenses	-	5,980,003	-	-	6,055,303	-	-
Net Income	-	145,825	-	-	134,695	-	-
Actual Student Enrollment	-	1,376	-	-	1,376	-	-

3rd C

1st Quarter - 7/1 - 9/30

2nd Quarter - 10/1 - 12/31

3rd C

*NOTE: Enrollment, Revenue and Expenditure Data IN the 'Total and Variance Analysis' Section is Based on LAST ACTUAL Quarter Completed

	Actual	Current Budget	Variance	Actual	Current Budget	Variance	Actual
ENROLLMENT - *School Districts Are Linked To Above Entries*							
NYC CHANCELLOR'S OFFICE	-	1,376	-	-	1,376	-	-
-	-	-	-	-	-	-	-
-	-	-	-	-	-	-	-
-	-	-	-	-	-	-	-
-	-	-	-	-	-	-	-
-	-	-	-	-	-	-	-
-	-	-	-	-	-	-	-
-	-	-	-	-	-	-	-
-	-	-	-	-	-	-	-
-	-	-	-	-	-	-	-
-	-	-	-	-	-	-	-
-	-	-	-	-	-	-	-
-	-	-	-	-	-	-	-
-	-	-	-	-	-	-	-
-	-	-	-	-	-	-	-
-	-	-	-	-	-	-	-
-	-	-	-	-	-	-	-
-	-	-	-	-	-	-	-
ALL OTHER School Districts: (Count = 0)	-	-	-	-	-	-	-
TOTAL ENROLLMENT	-	1,376	-	-	1,376	-	-
REVENUE PER PUPIL	-	4,452	-	-	4,499	-	-
EXPENSES PER PUPIL	-	4,346	-	-	4,401	-	-

**R SCHOOL
n**

Total Revenue	6,189,998	-	-	6,189,996	-
Total Expenses	6,055,303	-	-	6,055,303	-
Net Income	134,695	-	-	134,693	-
Actual Student Enrollment	1,376	-	-	1,376	-
	Quarter - 1/1 - 3/31		4th Quarter - 4/1 - 6/30		
*NOTE: Enrollment, Revenue and Expenditure Data IN the 'Total and Variance Analysis' Section is Based on LAST ACTUAL Quarter Completed	Current			Current	
	Budget	Variance	Actual	Budget	Variance
Other	-	-		-	-
TOTAL REVENUE FROM FEDERAL SOURCES	278,708	-	-	278,708	-
LOCAL and OTHER REVENUE					
Contributions and Donations	25,842	-		25,842	-
Fundraising	-	-		-	-
Erate Reimbursement	34,307	-		34,307	-
Earnings on Investments	-	-		-	-
Interest Income	155	-		155	-
Food Service (Income from meals)	5,348	-		5,346	-
Text Book	27,341	-		27,341	-
OTHER	-	-		-	-
TOTAL REVENUE FROM LOCAL and OTHER SOURCES	92,993	-	-	92,991	-
TOTAL REVENUE	6,189,998	-	-	6,189,996	-

R SCHOOL
n

Total Revenue	6,189,998	-	-	6,189,996	-
Total Expenses	6,055,303	-	-	6,055,303	-
Net Income	134,695	-	-	134,693	-
Actual Student Enrollment	1,376	-	-	1,376	-

<p>*NOTE: Enrollment, Revenue and Expenditure Data IN the 'Total and Variance Analysis' Section is Based on LAST ACTUAL Quarter Completed</p>	Quarter - 1/1 - 3/31		4th Quarter - 4/1 - 6/30		
	Current Budget	Variance	Actual	Current Budget	Variance

EXPENSES	Quarter 0				
	No. of Positions				
ADMINISTRATIVE STAFF PERSONNEL COSTS					
Executive Management	-	-		-	-
Instructional Management	-	112,500	-	112,500	-
Deans, Directors & Coordinators	-	385,926	-	385,926	-
CFO / Director of Finance	-	-		-	-
Operation / Business Manager	-	93,750	-	93,750	-
Administrative Staff	-	216,701	-	216,701	-
TOTAL ADMINISTRATIVE STAFF	-	808,877	-	808,877	-
INSTRUCTIONAL PERSONNEL COSTS					
Teachers - Regular	-	1,352,329	-	1,352,329	-
Teachers - SPED	-	486,854	-	486,854	-
Substitute Teachers	-	11,875	-	11,875	-
Teaching Assistants	-	-		-	-
Specialty Teachers	-	220,522	-	220,522	-
Aides	-	15,193	-	15,193	-
Therapists & Counselors	-	151,911	-	151,911	-
Other	-	97,290	-	97,290	-
TOTAL INSTRUCTIONAL	-	2,335,974	-	2,335,974	-
NON-INSTRUCTIONAL PERSONNEL COSTS					
Nurse	-	-		-	-
Librarian	-	-		-	-
Custodian	-	19,327	-	19,327	-
Security	-	30,642	-	30,642	-
Other	-	31,502	-	31,502	-
TOTAL NON-INSTRUCTIONAL	-	81,471	-	81,471	-
SUBTOTAL PERSONNEL SERVICE COSTS	-	3,226,322	-	3,226,322	-
PAYROLL TAXES AND BENEFITS					
Payroll Taxes		248,364	-	248,364	-
Fringe / Employee Benefits		318,406	-	318,406	-
Retirement / Pension		-		-	-
TOTAL PAYROLL TAXES AND BENEFITS		566,770	-	566,770	-
TOTAL PERSONNEL SERVICE COSTS	-	3,793,092	-	3,793,092	-

R SCHOOL					
n					
Total Revenue	6,189,998	-	-	6,189,996	-
Total Expenses	6,055,303	-	-	6,055,303	-
Net Income	134,695	-	-	134,693	-
Actual Student Enrollment	1,376	-	-	1,376	-
	Quarter - 1/1 - 3/31		4th Quarter - 4/1 - 6/30		
*NOTE: Enrollment, Revenue and Expenditure Data IN the 'Total and Variance Analysis' Section is Based on LAST ACTUAL Quarter Completed	R SCHOOL				
	n	Current Budget	Variance	Actual	Current Budget
CONTRACTED SERVICES					
Accounting / Audit	7,436	-		7,436	-
Legal	3,500	-		3,500	-
Management Company Fee	674,312	-		674,312	-
Nurse Services	-	-		-	-
Food Service / School Lunch	112,950	-		112,950	-
Payroll Services	6,264	-		6,264	-
Special Ed Services	3,250	-		3,250	-
Titlement Services (i.e. Title I)	-	-		-	-
Other Purchased / Professional / Consulting	<u>105,675</u>	-		<u>105,675</u>	-
TOTAL CONTRACTED SERVICES	913,387	-	-	913,387	-

**R SCHOOL
n**

Total Revenue	6,189,998	-	-	6,189,996	-
Total Expenses	6,055,303	-	-	6,055,303	-
Net Income	134,695	-	-	134,693	-
Actual Student Enrollment	1,376	-	-	1,376	-

<p>*NOTE: Enrollment, Revenue and Expenditure Data IN the 'Total and Variance Analysis' Section is Based on LAST ACTUAL Quarter Completed</p>	Quarter - 1/1 - 3/31		4th Quarter - 4/1 - 6/30		
	Current Budget	Variance	Actual	Current Budget	Variance

SCHOOL OPERATIONS					
Board Expenses	-	-		-	-
Classroom / Teaching Supplies & Materials	42,699	-		42,699	-
Special Ed Supplies & Materials	3,375	-		3,375	-
Textbooks / Workbooks	62,938	-		62,938	-
Supplies & Materials other	5,625	-		5,625	-
Equipment / Furniture	31,750	-		31,750	-
Telephone	38,119	-		38,119	-
Technology	20,677	-		20,677	-
Student Testing & Assessment	8,856	-		8,856	-
Field Trips	12,000	-		12,000	-
Transportation (student)	1,000	-		1,000	-
Student Services - other	8,750	-		8,750	-
Office Expense	27,925	-		27,925	-
Staff Development	44,000	-		44,000	-
Staff Recruitment	11,250	-		11,250	-
Student Recruitment / Marketing	1,875	-		1,875	-
School Meals / Lunch	-	-		-	-
Travel (Staff)	875	-		875	-
Fundraising	-	-		-	-
Other	<u>36,161</u>	-		<u>36,161</u>	-
TOTAL SCHOOL OPERATIONS	357,875	-	-	357,875	-
FACILITY OPERATION & MAINTENANCE					
Insurance	28,007	-		28,007	-
Janitorial	11,100	-		11,100	-
Building and Land Rent / Lease / Facility Finance Interest	632,735	-		632,735	-
Repairs & Maintenance	53,750	-		53,750	-
Equipment / Furniture	112,857	-		112,857	-
Security	-	-		-	-
Utilities	<u>77,500</u>	-		<u>77,500</u>	-
TOTAL FACILITY OPERATION & MAINTENANCE	915,949	-	-	915,949	-
DEPRECIATION & AMORTIZATION	75,000	-		75,000	-
RESERVES / CONTINGENCY	-	-		-	-
TOTAL EXPENSES	<u>6,055,303</u>	-	-	<u>6,055,303</u>	-

R SCHOOL					
h SCHOOL					
n					
Total Revenue	6,189,998	-	-	6,189,996	-
Total Expenses	6,055,303	-	-	6,055,303	-
Net Income	134,695	-	-	134,693	-
Actual Student Enrollment	1,376	-	-	1,376	-
*NOTE: Enrollment, Revenue and Expenditure Data IN the 'Total and Variance Analysis' Section is Based on LAST ACTUAL Quarter Completed		Quarter - 1/1 - 3/31		4th Quarter - 4/1 - 6/30	
		Quarter - 1/1 - 3/31			
		Current Budget	Variance	Actual	Current Budget
NET INCOME	134,695	-	-	134,693	-

SCHOOL					
n					
Total Revenue	6,189,998	-	-	6,189,996	-
Total Expenses	6,055,303	-	-	6,055,303	-
Net Income	134,695	-	-	134,693	-
Actual Student Enrollment	1,376	-	-	1,376	-
Quarter - 1/1 - 3/31					
Quarter - 1/1 - 3/31			4th Quarter - 4/1 - 6/30		
*NOTE: Enrollment, Revenue and Expenditure Data IN the 'Total and Variance Analysis' Section is Based on LAST ACTUAL Quarter Completed					
	Current Budget	Variance	Actual	Current Budget	Variance
ENROLLMENT - *School Districts Are Linked To Above Entries*					
NYC CHANCELLOR'S OFFICE	1,376	-	-	1,376	-
-	-	-	-	-	-
-	-	-	-	-	-
-	-	-	-	-	-
-	-	-	-	-	-
-	-	-	-	-	-
-	-	-	-	-	-
-	-	-	-	-	-
-	-	-	-	-	-
-	-	-	-	-	-
-	-	-	-	-	-
-	-	-	-	-	-
-	-	-	-	-	-
-	-	-	-	-	-
-	-	-	-	-	-
ALL OTHER School Districts: (Count = 0)	-	-	-	-	-
TOTAL ENROLLMENT	1,376	-	-	1,376	-
REVENUE PER PUPIL	4,499	-	-	4,499	-
EXPENSES PER PUPIL	4,401	-	-	4,401	-

BROOKLYN ASCEND CHARTER SCHOOL
Budget / Operating Plan

2017-18

Total Revenue	-	-	-	24,695,820	(24,695,820)	-	-	24,695,820
Total Expenses	-	-	-	24,145,912	24,145,912	-	-	24,145,912
Net Income	-	-	-	549,908	(549,908)	-	-	549,908
Actual Student Enrollment	-	-	-			-	-	

***NOTE: Enrollment, Revenue and Expenditure Data IN the 'Total and Variance Analysis' Section is Based on LAST ACTUAL Quarter Completed**

TOTALS AND VARIANCE ANALYSIS

	Actual	Current Budget (Current Quarter)	Actual vs. Current Budget	Current Budget - TY	Actual vs. Current Budget TY	Original Budget (Current Quarter)	Actual vs. Original Budget	Original Budget -
REVENUE								
REVENUES FROM STATE SOURCES								
Per Pupil Revenue								
CY Per Pupil Rate								
NYC CHANCELLOR'S OFFICE	-	-	-	19,989,152	(19,989,152)	-	-	19,989,152
-	-	-	-	-	-	-	-	-
-	-	-	-	-	-	-	-	-
-	-	-	-	-	-	-	-	-
-	-	-	-	-	-	-	-	-
-	-	-	-	-	-	-	-	-
-	-	-	-	-	-	-	-	-
-	-	-	-	-	-	-	-	-
-	-	-	-	-	-	-	-	-
-	-	-	-	-	-	-	-	-
-	-	-	-	-	-	-	-	-
-	-	-	-	-	-	-	-	-
-	-	-	-	-	-	-	-	-
-	-	-	-	-	-	-	-	-
-	-	-	-	-	-	-	-	-
-	-	-	-	-	-	-	-	-
-	-	-	-	-	-	-	-	-
-	-	-	-	-	-	-	-	-
-	-	-	-	-	-	-	-	-
-	-	-	-	-	-	-	-	-
ALL OTHER School Districts: (Count = 0)	-	-	-	-	-	-	-	-
TOTAL Per Pupil Revenue (Weighted Average Per Pupil Funding)	-	-	-	19,989,152	(19,989,152)	-	-	19,989,152
Special Education Revenue	-	-	-	1,736,908	(1,736,908)	-	-	1,736,908
Grants								
Stimulus	-	-	-	-	-	-	-	-
DYCD (Department of Youth and Community Development)	-	-	-	-	-	-	-	-
Other	-	-	-	-	-	-	-	-
NYC DoE Rental Assistance	-	-	-	1,547,128	(1,547,128)	-	-	1,547,128
Other	-	-	-	-	-	-	-	-
TOTAL REVENUE FROM STATE SOURCES	-	-	-	23,273,188	(23,273,188)	-	-	23,273,188
REVENUE FROM FEDERAL FUNDING								
IDEA Special Needs	-	-	-	181,132	(181,132)	-	-	181,132
Title I	-	-	-	552,540	(552,540)	-	-	552,540
Title Funding - Other	-	-	-	17,528	(17,528)	-	-	17,528
School Food Service (Free Lunch)	-	-	-	303,027	(303,027)	-	-	303,027
Grants								
Charter School Program (CSP) Planning & Implementation	-	-	-	-	-	-	-	-
Other	-	-	-	-	-	-	-	-

BROOKLYN ASCEND CHARTER SCHOOL
Budget / Operating Plan

2017-18

Total Revenue	-	-	-	24,695,820	(24,695,820)	-	-	24,695,820
Total Expenses	-	-	-	24,145,912	24,145,912	-	-	24,145,912
Net Income	-	-	-	549,908	(549,908)	-	-	549,908
Actual Student Enrollment	-	-	-			-	-	

***NOTE: Enrollment, Revenue and Expenditure Data IN the 'Total and Variance Analysis' Section is Based on LAST ACTUAL Quarter Completed**

TOTALS AND VARIANCE ANALYSIS

	Actual	Current Budget (Current Quarter)	Actual vs. Current Budget	Current Budget - TY	Actual vs. Current Budget TY	Original Budget (Current Quarter)	Actual vs. Original Budget	Original Budget -
Other	-	-	-	-	-	-	-	
TOTAL REVENUE FROM FEDERAL SOURCES	-	-	-	1,054,227	(1,054,227)	-	-	1,054,227
LOCAL and OTHER REVENUE								
Contributions and Donations	-	-	-	103,368	(103,368)	-	-	103,368
Fundraising	-	-	-	-	-	-	-	
Erate Reimbursement	-	-	-	137,228	(137,228)	-	-	137,228
Earnings on Investments	-	-	-	-	-	-	-	
Interest Income	-	-	-	620	(620)	-	-	620
Food Service (Income from meals)	-	-	-	17,825	(17,825)	-	-	17,825
Text Book	-	-	-	109,364	(109,364)	-	-	109,364
OTHER	-	-	-	-	-	-	-	
TOTAL REVENUE FROM LOCAL and OTHER SOURCES	-	-	-	368,405	(368,405)	-	-	368,405
TOTAL REVENUE	-	-	-	24,695,820	(24,695,820)	-	-	24,695,820

BROOKLYN ASCEND CHARTER SCHOOL
Budget / Operating Plan

2017-18

Total Revenue	-	-	-	24,695,820	(24,695,820)	-	-	24,695,820
Total Expenses	-	-	-	24,145,912	24,145,912	-	-	24,145,912
Net Income	-	-	-	549,908	(549,908)	-	-	549,908
Actual Student Enrollment	-	-	-			-	-	

***NOTE: Enrollment, Revenue and Expenditure Data IN the 'Total and Variance Analysis' Section is Based on LAST ACTUAL Quarter Completed**

TOTALS AND VARIANCE ANALYSIS

Actual	Current Budget (Current Quarter)	Actual vs. Current Budget	Current Budget - TY	Actual vs. Current Budget TY	Original Budget (Current Quarter)	Actual vs. Original Budget	Original Budget -
---------------	---	----------------------------------	----------------------------	-------------------------------------	--	-----------------------------------	--------------------------

EXPENSES	Quarter 0 No. of Positions	Actual	Current Budget (Current Quarter)	Actual vs. Current Budget	Current Budget - TY	Actual vs. Current Budget TY	Original Budget (Current Quarter)	Actual vs. Original Budget	Original Budget -
ADMINISTRATIVE STAFF PERSONNEL COSTS									
Executive Management	-	-	-	-	-	-	-	-	-
Instructional Management	-	-	-	450,000	450,000	-	-	-	450,000
Deans, Directors & Coordinators	-	-	-	1,543,704	1,543,704	-	-	-	1,543,704
CFO / Director of Finance	-	-	-	-	-	-	-	-	-
Operation / Business Manager	-	-	-	375,000	375,000	-	-	-	375,000
Administrative Staff	-	-	-	866,804	866,804	-	-	-	866,804
TOTAL ADMINISTRATIVE STAFF	-	-	-	3,235,508	3,235,508	-	-	-	3,235,508
INSTRUCTIONAL PERSONNEL COSTS									
Teachers - Regular	-	-	-	5,409,316	5,409,316	-	-	-	5,409,316
Teachers - SPED	-	-	-	1,947,416	1,947,416	-	-	-	1,947,416
Substitute Teachers	-	-	-	47,500	47,500	-	-	-	47,500
Teaching Assistants	-	-	-	-	-	-	-	-	-
Specialty Teachers	-	-	-	882,088	882,088	-	-	-	882,088
Aides	-	-	-	60,772	60,772	-	-	-	60,772
Therapists & Counselors	-	-	-	607,644	607,644	-	-	-	607,644
Other	-	-	-	389,160	389,160	-	-	-	389,160
TOTAL INSTRUCTIONAL	-	-	-	9,343,896	9,343,896	-	-	-	9,343,896
NON-INSTRUCTIONAL PERSONNEL COSTS									
Nurse	-	-	-	-	-	-	-	-	-
Librarian	-	-	-	-	-	-	-	-	-
Custodian	-	-	-	77,308	77,308	-	-	-	77,308
Security	-	-	-	122,568	122,568	-	-	-	122,568
Other	-	-	-	126,008	126,008	-	-	-	126,008
TOTAL NON-INSTRUCTIONAL	-	-	-	325,884	325,884	-	-	-	325,884
SUBTOTAL PERSONNEL SERVICE COSTS	-	-	-	12,905,288	12,905,288	-	-	-	12,905,288
PAYROLL TAXES AND BENEFITS									
Payroll Taxes	-	-	-	993,456	993,456	-	-	-	993,456
Fringe / Employee Benefits	-	-	-	1,273,624	1,273,624	-	-	-	1,273,624
Retirement / Pension	-	-	-	-	-	-	-	-	-
TOTAL PAYROLL TAXES AND BENEFITS	-	-	-	2,267,080	2,267,080	-	-	-	2,267,080
TOTAL PERSONNEL SERVICE COSTS	-	-	-	15,172,368	15,172,368	-	-	-	15,172,368

BROOKLYN ASCEND CHARTER SCHOOL
Budget / Operating Plan

2017-18

Total Revenue	-	-	-	24,695,820	(24,695,820)	-	-	24,695,820
Total Expenses	-	-	-	24,145,912	24,145,912	-	-	24,145,912
Net Income	-	-	-	549,908	(549,908)	-	-	549,908
Actual Student Enrollment	-	-	-			-	-	

TOTALS AND VARIANCE ANALYSIS

***NOTE: Enrollment, Revenue and Expenditure Data IN the 'Total and Variance Analysis' Section is Based on LAST ACTUAL Quarter Completed**

	Actual	Current Budget (Current Quarter)	Actual vs. Current Budget	Current Budget - TY	Actual vs. Current Budget TY	Original Budget (Current Quarter)	Actual vs. Original Budget	Original Budget -
CONTRACTED SERVICES								
Accounting / Audit	-	-	-	29,744	29,744	-	-	29,744
Legal	-	-	-	14,000	14,000	-	-	14,000
Management Company Fee	-	-	-	2,697,248	2,697,248	-	-	2,697,248
Nurse Services	-	-	-	-	-	-	-	
Food Service / School Lunch	-	-	-	376,500	376,500	-	-	376,500
Payroll Services	-	-	-	25,056	25,056	-	-	25,056
Special Ed Services	-	-	-	13,000	13,000	-	-	13,000
Titlement Services (i.e. Title I)	-	-	-	-	-	-	-	
Other Purchased / Professional / Consulting	-	-	-	422,700	422,700	-	-	422,700
TOTAL CONTRACTED SERVICES	-	-	-	3,578,248	3,578,248	-	-	3,578,248

BROOKLYN ASCEND CHARTER SCHOOL
Budget / Operating Plan

2017-18

Total Revenue	-	-	-	24,695,820	(24,695,820)	-	-	24,695,820
Total Expenses	-	-	-	24,145,912	24,145,912	-	-	24,145,912
Net Income	-	-	-	549,908	(549,908)	-	-	549,908
Actual Student Enrollment	-	-	-			-	-	

*NOTE: Enrollment, Revenue and Expenditure Data IN the 'Total and Variance Analysis' Section is Based on LAST ACTUAL Quarter Completed

TOTALS AND VARIANCE ANALYSIS

	Actual	Current Budget (Current Quarter)	Actual vs. Current Budget	Current Budget - TY	Actual vs. Current Budget TY	Original Budget (Current Quarter)	Actual vs. Original Budget	Original Budget -
SCHOOL OPERATIONS								
Board Expenses	-	-	-	-	-	-	-	-
Classroom / Teaching Supplies & Materials	-	-	-	170,796	170,796	-	-	170,796
Special Ed Supplies & Materials	-	-	-	13,500	13,500	-	-	13,500
Textbooks / Workbooks	-	-	-	251,752	251,752	-	-	251,752
Supplies & Materials other	-	-	-	22,500	22,500	-	-	22,500
Equipment / Furniture	-	-	-	127,000	127,000	-	-	127,000
Telephone	-	-	-	152,476	152,476	-	-	152,476
Technology	-	-	-	82,708	82,708	-	-	82,708
Student Testing & Assessment	-	-	-	35,424	35,424	-	-	35,424
Field Trips	-	-	-	48,000	48,000	-	-	48,000
Transportation (student)	-	-	-	4,000	4,000	-	-	4,000
Student Services - other	-	-	-	35,000	35,000	-	-	35,000
Office Expense	-	-	-	111,700	111,700	-	-	111,700
Staff Development	-	-	-	176,000	176,000	-	-	176,000
Staff Recruitment	-	-	-	45,000	45,000	-	-	45,000
Student Recruitment / Marketing	-	-	-	7,500	7,500	-	-	7,500
School Meals / Lunch	-	-	-	-	-	-	-	-
Travel (Staff)	-	-	-	3,500	3,500	-	-	3,500
Fundraising	-	-	-	-	-	-	-	-
Other	-	-	-	144,644	144,644	-	-	144,644
TOTAL SCHOOL OPERATIONS	-	-	-	1,431,500	1,431,500	-	-	1,431,500
FACILITY OPERATION & MAINTENANCE								
Insurance	-	-	-	112,028	112,028	-	-	112,028
Janitorial	-	-	-	44,400	44,400	-	-	44,400
Building and Land Rent / Lease / Facility Finance Interest	-	-	-	2,530,940	2,530,940	-	-	2,530,940
Repairs & Maintenance	-	-	-	215,000	215,000	-	-	215,000
Equipment / Furniture	-	-	-	451,428	451,428	-	-	451,428
Security	-	-	-	-	-	-	-	-
Utilities	-	-	-	310,000	310,000	-	-	310,000
TOTAL FACILITY OPERATION & MAINTENANCE	-	-	-	3,663,796	3,663,796	-	-	3,663,796
DEPRECIATION & AMORTIZATION	-	-	-	300,000	300,000	-	-	300,000
RESERVES / CONTINGENCY	-	-	-	-	-	-	-	-
TOTAL EXPENSES	-	-	-	24,145,912	24,145,912	-	-	24,145,912

BROOKLYN ASCEND CHARTER SCHOOL
Budget / Operating Plan

2017-18

Total Revenue	-	-	-	24,695,820	(24,695,820)	-	-	24,695,820
Total Expenses	-	-	-	24,145,912	24,145,912	-	-	24,145,912
Net Income	-	-	-	549,908	(549,908)	-	-	549,908
Actual Student Enrollment	-	-	-			-	-	

TOTALS AND VARIANCE ANALYSIS

<p>*NOTE: Enrollment, Revenue and Expenditure Data IN the 'Total and Variance Analysis' Section is Based on LAST ACTUAL Quarter Completed</p>		Current	Actual		Actual	Original	Actual	
		Budget	vs.	Current	vs.	Budget	vs.	Original
	Actual	(Current	Current	Budget - TY	Current	(Current	Original	Budget -
		Quarter)	Budget		Budget TY	Quarter)	Budget	
NET INCOME	-	-	-	549,908	(549,908)	-	-	549,908

BROOKLYN ASCEND CHARTER SCHOOL
Budget / Operating Plan
2017-18

Total Revenue	-	-	-	24,695,820	(24,695,820)	-	-	24,695,820
Total Expenses	-	-	-	24,145,912	24,145,912	-	-	24,145,912
Net Income	-	-	-	549,908	(549,908)	-	-	549,908
Actual Student Enrollment	-	-	-			-	-	

TOTALS AND VARIANCE ANALYSIS

TOTALS AND VARIANCE ANALYSIS

***NOTE: Enrollment, Revenue and Expenditure Data IN the 'Total and Variance Analysis' Section is Based on LAST ACTUAL Quarter Completed**

	Current Budget (Current Quarter)	Actual vs. Current Budget	Current Budget - TY	Actual vs. Current Budget TY	Original Budget (Current Quarter)	Actual vs. Original Budget	Original Budget -
--	---	--	--------------------------------	---	--	---	------------------------------

ENROLLMENT - *School Districts Are Linked To Above Entries*

*** Enrollment Data Based on Last Actual Quarter Completed**

NYC CHANCELLOR'S OFFICE	-	-	-		-	-	
-	-	-	-		-	-	
-	-	-	-		-	-	
-	-	-	-		-	-	
-	-	-	-		-	-	
-	-	-	-		-	-	
-	-	-	-		-	-	
-	-	-	-		-	-	
-	-	-	-		-	-	
-	-	-	-		-	-	
-	-	-	-		-	-	
-	-	-	-		-	-	
-	-	-	-		-	-	
-	-	-	-		-	-	
-	-	-	-		-	-	
-	-	-	-		-	-	
-	-	-	-		-	-	
ALL OTHER School Districts: (Count = 0)	-	-	-		-	-	
TOTAL ENROLLMENT	-	-	-		-	-	
REVENUE PER PUPIL	-	-	-		-	-	
EXPENSES PER PUPIL	-	-	-		-	-	



Total Revenue	(24,695,820)	-	-
Total Expenses	24,145,912	-	-
Net Income	(549,908)	-	-
Actual Student Enrollment		-	-
<p>*NOTE: Enrollment, Revenue and Expenditure Data IN the 'Total and Variance Analysis' Section is Based on LAST ACTUAL Quarter Completed</p>			
	Actual vs. Original Budget TY	PY Actual (PY TY / No. of COMPLETED Actual CY	Actual CY vs. Actual PY
Other	-	-	-
TOTAL REVENUE FROM FEDERAL SOURCES	(1,054,227)	-	-
LOCAL and OTHER REVENUE			
Contributions and Donations	(103,368)	-	-
Fundraising	-	-	-
Erate Reimbursement	(137,228)	-	-
Earnings on Investments	-	-	-
Interest Income	(620)	-	-
Food Service (Income from meals)	(17,825)	-	-
Text Book	(109,364)	-	-
OTHER	-	-	-
TOTAL REVENUE FROM LOCAL and OTHER SOURCES	(368,405)	-	-
TOTAL REVENUE	(24,095,820)	-	-

Total Revenue	(24,695,820)	-	-
Total Expenses	24,145,912	-	-
Net Income	(549,908)	-	-
Actual Student Enrollment		-	-

*NOTE: Enrollment, Revenue and Expenditure Data IN the 'Total and Variance Analysis' Section is Based on LAST ACTUAL Quarter Completed	Actual	PY Actual (PY TY	
	vs.	/ No. of	Actual CY
	Original	COMPLETED	vs.
	Budget TY	Actual CY	Actual PY

EXPENSES	Quarter 0			
	No. of Positions			
ADMINISTRATIVE STAFF PERSONNEL COSTS				
Executive Management	-	-	-	-
Instructional Management	-	450,000	-	-
Deans, Directors & Coordinators	-	1,543,704	-	-
CFO / Director of Finance	-	-	-	-
Operation / Business Manager	-	375,000	-	-
Administrative Staff	-	866,804	-	-
TOTAL ADMINISTRATIVE STAFF	-	3,235,508	-	-
INSTRUCTIONAL PERSONNEL COSTS				
Teachers - Regular	-	5,409,316	-	-
Teachers - SPED	-	1,947,416	-	-
Substitute Teachers	-	47,500	-	-
Teaching Assistants	-	-	-	-
Specialty Teachers	-	882,088	-	-
Aides	-	60,772	-	-
Therapists & Counselors	-	607,644	-	-
Other	-	389,160	-	-
TOTAL INSTRUCTIONAL	-	9,343,896	-	-
NON-INSTRUCTIONAL PERSONNEL COSTS				
Nurse	-	-	-	-
Librarian	-	-	-	-
Custodian	-	77,308	-	-
Security	-	122,568	-	-
Other	-	126,008	-	-
TOTAL NON-INSTRUCTIONAL	-	325,884	-	-
SUBTOTAL PERSONNEL SERVICE COSTS	-	12,905,288	-	-
PAYROLL TAXES AND BENEFITS				
Payroll Taxes		993,456	-	-
Fringe / Employee Benefits		1,273,624	-	-
Retirement / Pension		-	-	-
TOTAL PAYROLL TAXES AND BENEFITS		2,267,080	-	-
TOTAL PERSONNEL SERVICE COSTS	-	15,172,368	-	-



Total Revenue	(24,695,820)	-	-
Total Expenses	24,145,912	-	-
Net Income	(549,908)	-	-
Actual Student Enrollment		-	-
<p>*NOTE: Enrollment, Revenue and Expenditure Data IN the 'Total and Variance Analysis' Section is Based on LAST ACTUAL Quarter Completed</p>			
	Actual vs. Original Budget TY	PY Actual (PY TY / No. of COMPLETED Actual CY	Actual CY vs. Actual PY
CONTRACTED SERVICES			
Accounting / Audit	29,744	-	-
Legal	14,000	-	-
Management Company Fee	2,697,248	-	-
Nurse Services	-	-	-
Food Service / School Lunch	376,500	-	-
Payroll Services	25,056	-	-
Special Ed Services	13,000	-	-
Titlement Services (i.e. Title I)	-	-	-
Other Purchased / Professional / Consulting	422,700	-	-
TOTAL CONTRACTED SERVICES	3,578,248	-	-

Total Revenue	(24,695,820)	-	-
Total Expenses	24,145,912	-	-
Net Income	(549,908)	-	-
Actual Student Enrollment		-	-
<p>*NOTE: Enrollment, Revenue and Expenditure Data IN the 'Total and Variance Analysis' Section is Based on LAST ACTUAL Quarter Completed</p>			
	Actual vs. Original Budget TY	PY Actual (PY TY / No. of COMPLETED Actual CY	Actual CY vs. Actual PY
SCHOOL OPERATIONS			
Board Expenses	-	-	-
Classroom / Teaching Supplies & Materials	170,796	-	-
Special Ed Supplies & Materials	13,500	-	-
Textbooks / Workbooks	251,752	-	-
Supplies & Materials other	22,500	-	-
Equipment / Furniture	127,000	-	-
Telephone	152,476	-	-
Technology	82,708	-	-
Student Testing & Assessment	35,424	-	-
Field Trips	48,000	-	-
Transportation (student)	4,000	-	-
Student Services - other	35,000	-	-
Office Expense	111,700	-	-
Staff Development	176,000	-	-
Staff Recruitment	45,000	-	-
Student Recruitment / Marketing	7,500	-	-
School Meals / Lunch	-	-	-
Travel (Staff)	3,500	-	-
Fundraising	-	-	-
Other	144,644	-	-
TOTAL SCHOOL OPERATIONS	1,431,500	-	-
FACILITY OPERATION & MAINTENANCE			
Insurance	112,028	-	-
Janitorial	44,400	-	-
Building and Land Rent / Lease / Facility Finance Interest	2,530,940	-	-
Repairs & Maintenance	215,000	-	-
Equipment / Furniture	451,428	-	-
Security	-	-	-
Utilities	310,000	-	-
TOTAL FACILITY OPERATION & MAINTENANCE	3,663,796	-	-
DEPRECIATION & AMORTIZATION	300,000	-	-
RESERVES / CONTINGENCY	-	-	-
TOTAL EXPENSES	24,145,912	-	-

--

Total Revenue	(24,695,820)	-	-
Total Expenses	24,145,912	-	-
Net Income	(549,908)	-	-
Actual Student Enrollment		-	-
<p>*NOTE: Enrollment, Revenue and Expenditure Data IN the 'Total and Variance Analysis' Section is Based on LAST ACTUAL Quarter Completed</p>			
	Actual vs. Original Budget TY	PY Actual (PY TY / No. of COMPLETED Actual CY	Actual CY vs. Actual PY
NET INCOME	(549,908)	-	-

--	--	--	--

Total Revenue	(24,695,820)	-	-
Total Expenses	24,145,912	-	-
Net Income	(549,908)	-	-
Actual Student Enrollment		-	-

*NOTE: Enrollment, Revenue and Expenditure Data IN the 'Total and Variance Analysis' Section is Based on LAST ACTUAL Quarter Completed	Actual	PY Actual (PY TY	
	vs.	/ No. of	Actual CY
	Original	COMPLETED	vs.
	Budget TY	Actual CY	Actual PY

ENROLLMENT - *School Districts Are Linked To Above Entries*			
NYC CHANCELLOR'S OFFICE		-	-
-		-	-
-		-	-
-		-	-
-		-	-
-		-	-
-		-	-
-		-	-
-		-	-
-		-	-
-		-	-
-		-	-
-		-	-
-		-	-
-		-	-
-		-	-
-		-	-
ALL OTHER School Districts: (Count = 0)		-	-
TOTAL ENROLLMENT		-	-
REVENUE PER PUPIL		-	-
EXPENSES PER PUPIL		-	-



Annual Report Requirement
for SUNY Authorized Charter Schools
BROOKLYN ASCEND CHARTER SCHOOL
2017-18

Administrative
expenditures per pupil:

\$0.00

Per NYS Statute

Administrative expenditures per pupil: the sum of all general administration salaries and other general administration expenditures divided by the total number of enrolled students. Employee benefit costs or expenditures should not be reported here.

***NOTE: THIS TAB ONLY NEEDS TO BE COMPLETED FOR Q4**

Disclosure of Financial Interest by a Current or Proposed Charter School Education Corporation Trustee

Trustee Name:

Amanda Craft

Name of Charter School Education Corporation (for an unmerged school, this is the Charter School Name):

Ascend Charter School

1. List all positions held on the education corporation board (e.g., president, treasurer, parent representative).

Secretary, Trustee

2. Is the trustee an employee of any school operated by the Education Corporation?
 Yes No

If **Yes**, for each school, please provide a description of the position(s) you hold, your responsibilities, your salary and your start date.

3. Is the trustee an employee or agent of the management company or institutional partner of the charter school(s) governed by the Education Corporation?

Yes No


If **Yes**, for each school, please provide a description of the position(s) you hold, your responsibilities, your salary and your start date.

4. Identify each interest/transaction (and provide the requested information) that you or any of your immediate family members or any persons who live with you in your house have held or engaged in with the charter school(s) governed by the Education Corporation during the time you have served on the board, and in the six-month period prior to such service. If there has been no such financial interest or transaction, write **None**. Please note that if you answered **Yes** to Questions 2-4 above, you need not disclose again your employment status, salary, etc.

Date(s)	Nature of Financial Interest/Transaction	Steps taken to avoid a conflict of interest, (e.g., did not vote, did not participate in discussion)	Name of person holding interest or engaging in transaction and relationship to yourself
N/A	N/A	N/A	N/A


5. Identify each individual, business, corporation, union association, firm, partnership, committee proprietorship, franchise holding company, joint stock company, business or real estate trust, non-profit organization, or other organization or group of people doing business with the school(s) governed by the Education Corporation **and** in which such entity, during the time of your tenure as a trustee, you and/or your immediate family member(s) or person(s) living in your house had a financial interest or other relationship. If you are a member, director, officer or employee of an organization formally partnered with the school(s) that is/are doing business with the school(s) through a management or services agreement, please identify only the name of the organization, your position in the organization, and the relationship between such organization and the school(s). If there was no financial interest, write **None**.

Organization conducting business with the school(s)	Nature of business conducted	Approximate value of the business conducted	Name of Trustee and/or immediate family member of household holding an interest in the organization conducting business with the school(s) and the nature of the interest	Steps Taken to Avoid Conflict of Interest
Teach For America	We have hired TFA corps members in the past (I believe)	I have no knowledge of this.	Amanda Craft – I was previously (until 2012) a staff member of TFA	I was not involved in TFA's district strategy team and also not involved in Ascends decision to use TFA.

Signature  Date 7/26/2017


Please note that this document is considered a public record and as such, may be made available to members of the public upon request under the Freedom of Information Law. Personal contact information provided below will be redacted.

Business Telephone: 

Business Address: 

E-mail Address: 

Home Telephone: 

Home Address: 

Disclosure of Financial Interest by a Current or Proposed Charter School Education Corporation Trustee

Trustee Name:

 Katya Levitan-Reiner

Name of Charter School Education Corporation (for an unmerged school, this is the Charter School Name):

 Ascend Charter Schools

1. List all positions held on the education corporation board (e.g., president, treasurer, parent representative). **Treasurer**

2. Is the trustee an employee of any school operated by the Education Corporation?
 Yes **No**

If **Yes**, for each school, please provide a description of the position(s) you hold, your responsibilities, your salary and your start date.

3. Is the trustee an employee or agent of the management company or institutional partner of the charter school(s) governed by the Education Corporation?
 Yes **No**

If **Yes**, for each school, please provide a description of the position(s) you hold, your responsibilities, your salary and your start date.

4. Identify each interest/transaction (and provide the requested information) that you or any of your immediate family members or any persons who live with you in your house have held or engaged in with the charter school(s) governed by the Education Corporation during the time you have served on the board, and in the six-month period prior to such service. If there has been no such financial interest or transaction, write **None**. Please note that if you answered **Yes** to Questions 2-4 above, you need not disclose again your employment status, salary, etc.

Date(s)	Nature of Financial Interest/Transaction	Steps taken to avoid a conflict of interest, (e.g., did not vote, did not participate in discussion)	Name of person holding interest or engaging in transaction and relationship to yourself
NONE <i>Please write "None" if applicable. Do not leave this space blank.</i>			

--	--	--	--

5. Identify each individual, business, corporation, union association, firm, partnership, committee proprietorship, franchise holding company, joint stock company, business or real estate trust, non-profit organization, or other organization or group of people doing business with the school(s) governed by the Education Corporation **and** in which such entity, during the time of your tenure as a trustee, you and/or your immediate family member(s) or person(s) living in your house had a financial interest or other relationship. If you are a member, director, officer or employee of an organization formally partnered with the school(s) that is/are doing business with the school(s) through a management or services agreement, please identify only the name of the organization, your position in the organization, and the relationship between such organization and the school(s). If there was no financial interest, write **None**.

Organization conducting business with the school(s)	Nature of business conducted	Approximate value of the business conducted	Name of Trustee and/or immediate family member of household holding an interest in the organization conducting business with the school(s) and the nature of the interest	Steps Taken to Avoid Conflict of Interest
<i>Please write "None" if applicable. Do not leave this space blank.</i>				
NONE				

Katya Levitan-Reiner
Signature

07/26/17
Date

Please note that this document is considered a public record and as such may be made available to members of the public upon request under the Freedom of Information Law. Personal contact information provided below will be redacted.

Business Telephone: _____

Business Address: _____

E-mail Address: [REDACTED]

Home Telephone:
[REDACTED] _____

Home Address: [REDACTED] _____

Disclosure of Financial Interest by a Current or Proposed Charter School Education Corporation Trustee

Trustee Name:

Stephanie Mauterstock

Name of Charter School Education Corporation (for an unmerged school, this is the Charter School Name):

Ascend Charter Schools Education Corporation

1. List all positions held on the education corporation board (e.g., president, treasurer, parent representative).

Board Chair

2. Is the trustee an employee of any school operated by the Education Corporation?
 Yes No

If Yes, for each school, please provide a description of the position(s) you hold, your responsibilities, your salary and your start date.

3. Is the trustee an employee or agent of the management company or institutional partner of the charter school(s) governed by the Education Corporation?

Yes No

If Yes, for each school, please provide a description of the position(s) you hold, your responsibilities, your salary and your start date.

4. Identify each interest/transaction (and provide the requested information) that you or any of your immediate family members or any persons who live with you in your house have held or engaged in with the charter school(s) governed by the Education Corporation during the time you have served on the board, and in the six-month period prior to such service. If there has been no such financial interest or transaction, write **None**. Please note that if you answered **Yes** to Questions 2-4 above, you need not disclose again your employment status, salary, etc.

Date(s)	Nature of Financial Interest/Transaction	Steps taken to avoid a conflict of interest, (e.g., did not vote, did not participate in discussion)	Name of person holding interest or engaging in transaction and relationship to yourself
None	<i>Please write "None" if applicable. Do not leave this space blank.</i>		

--	--	--	--

5. Identify each individual, business, corporation, union association, firm, partnership, committee proprietorship, franchise holding company, joint stock company, business or real estate trust, non-profit organization, or other organization or group of people doing business with the school(s) governed by the Education Corporation **and** in which such entity, during the time of your tenure as a trustee, you and/or your immediate family member(s) or person(s) living in your house had a financial interest or other relationship. If you are a member, director, officer or employee of an organization formally partnered with the school(s) that is/are doing business with the school(s) through a management or services agreement, please identify only the name of the organization, your position in the organization, and the relationship between such organization and the school(s). If there was no financial interest, write **None**.

Organization conducting business with the school(s)	Nature of business conducted	Approximate value of the business conducted	Name of Trustee and/or immediate family member of household holding an interest in the organization conducting business with the school(s) and the nature of the interest	Steps Taken to Avoid Conflict of Interest
<p>None <i>Please write "None" if applicable. Do not leave this space blank.</i></p>				

Signature 

Date 7/27/17

Please note that this document is considered a public record and as such, may be made available to members of the public upon request under the Freedom of Information Law. Personal contact information provided below will be redacted.

Business Telephone: _____

Business Address: _____

E-mail Address: _____

Home Telephone: _____

Home Address: _____

Disclosure of Financial Interest by a Current or Proposed Charter School Education Corporation Trustee

Trustee Name:

Christine Schlendorf

Name of Charter School Education Corporation (for an unmerged school, this is the Charter School Name):

Ascend Charter Schools

- List all positions held on the education corporation board (e.g., president, treasurer, parent representative). Board member
- Is the trustee an employee of any school operated by the Education Corporation?
 Yes No

If **Yes**, for each school, please provide a description of the position(s) you hold, your responsibilities, your salary and your start date.

- Is the trustee an employee or agent of the management company or institutional partner of the charter school(s) governed by the Education Corporation?
 Yes No

If **Yes**, for each school, please provide a description of the position(s) you hold, your responsibilities, your salary and your start date.


- Identify each interest/transaction (and provide the requested information) that you or any of your immediate family members or any persons who live with you in your house have held or engaged in with the charter school(s) governed by the Education Corporation during the time you have served on the board, and in the six-month period prior to such service. If there has been no such financial interest or transaction, write **None**. Please note that if you answered **Yes** to Questions 2-4 above, you need not disclose again your employment status, salary, etc.

Date(s)	Nature of Financial Interest/Transaction	Steps taken to avoid a conflict of interest, (e.g., did not vote, did not participate in discussion)	Name of person holding interest or engaging in transaction and relationship to yourself
None	None	None	None


--	--	--	--

5. Identify each individual, business, corporation, union association, firm, partnership, committee proprietorship, franchise holding company, joint stock company, business or real estate trust, non-profit organization, or other organization or group of people doing business with the school(s) governed by the Education Corporation **and** in which such entity, during the time of your tenure as a trustee, you and/or your immediate family member(s) or person(s) living in your house had a financial interest or other relationship. If you are a member, director, officer or employee of an organization formally partnered with the school(s) that is/are doing business with the school(s) through a management or services agreement, please identify only the name of the organization, your position in the organization, and the relationship between such organization and the school(s). If there was no financial interest, write **None**.

Organization conducting business with the school(s)	Nature of business conducted	Approximate value of the business conducted	Name of Trustee and/or immediate family member of household holding an interest in the organization conducting business with the school(s) and the nature of the interest	Steps Taken to Avoid Conflict of Interest
None	None	None	None	None


 Signature _____ Date 7/24/2017

Please note that this document is considered a public record and as such, may be made available to members of the public upon request under the Freedom of Information Law. Personal contact information provided below will be redacted.

Business Telephone:  _____

Business Address:  _____

E-mail Address:  _____

Home Telephone:  _____

Home Address:  _____

Disclosure of Financial Interest by a Current or Proposed Charter School Education Corporation Trustee

Trustee Name: **Oral Walcott**

Name of Charter School Education Corporation (for an unmerged school, this is the Charter School Name):

Ascend Charter Schools

1. List all positions held on the education corporation board (e.g., president, treasurer, parent representative).

Trustee, parent representative

2. Is the trustee an employee of any school operated by the Education Corporation?

___ **Yes** **X** **No**

If **Yes**, for each school, please provide a description of the position(s) you hold, your responsibilities, your salary and your start date.

3. Is the trustee an employee or agent of the management company or institutional partner of the charter school(s) governed by the Education Corporation?

___ **Yes** **X** **No**


If **Yes**, for each school, please provide a description of the position(s) you hold, your responsibilities, your salary and your start date.

4. Identify each interest/transaction (and provide the requested information) that you or any of your immediate family members or any persons who live with you in your house have held or engaged in with the charter school(s) governed by the Education Corporation during the time you have served on the board, and in the six-month period prior to such service. If there has been no such financial interest or transaction, write **None**. Please note that if you answered **Yes** to Questions 2-4 above, you need not disclose again your employment status, salary, etc.

Date(s)	Nature of Financial Interest/Transaction	Steps taken to avoid a conflict of interest, (e.g., did not vote, did not participate in discussion)	Name of person holding interest or engaging in transaction and relationship to yourself
NONE	NONE	NONE	NONE

5. Identify each individual, business, corporation, union association, firm, partnership, committee proprietorship, franchise holding company, joint stock company, business or real estate trust, non-profit organization, or other organization or group of people doing business with the school(s) governed by the Education Corporation **and** in which such entity, during the time of your tenure as a trustee, you and/or your immediate family member(s) or person(s) living in your house had a financial interest or other relationship. If you are a member, director, officer or employee of an organization formally partnered with the school(s) that is/are doing business with the school(s) through a management or services agreement, please identify only the name of the organization, your position in the organization, and the relationship between such organization and the school(s). If there was no financial interest, write **None**.

Organization conducting business with the school(s)	Nature of business conducted	Approximate value of the business conducted	Name of Trustee and/or immediate family member of household holding an interest in the organization conducting business with the school(s) and the nature of the interest	Steps Taken to Avoid Conflict of Interest
NONE	NONE	NONE	NONE	N/A



 Signature

July 27, 2017

 Date

Please note that this document is considered a public record and as such, may be made available to members of the public upon request under the Freedom of Information Law. Personal contact information provided below will be redacted.

Business Telephone: _____

Business Address: _____

E-mail Address: _____

Home Telephone: _____

Home Address: _____

Disclosure of Financial Interest by a Current or Proposed Charter School Education Corporation Trustee

Trustee Name:

Kwaku Andoh

Name of Charter School Education Corporation (for an unmerged school, this is the Charter School Name):

Ascend Charter Schools

1. List all positions held on the education corporation board (e.g., president, treasurer, parent representative).

2. Is the trustee an employee of any school operated by the Education Corporation?
 Yes **No**

If **Yes**, for each school, please provide a description of the position(s) you hold, your responsibilities, your salary and your start date.

3. Is the trustee an employee or agent of the management company or institutional partner of the charter school(s) governed by the Education Corporation?

Yes **No**

If **Yes**, for each school, please provide a description of the position(s) you hold, your responsibilities, your salary and your start date.

4. Identify each interest/transaction (and provide the requested information) that you or any of your immediate family members or any persons who live with you in your house have held or engaged in with the charter school(s) governed by the Education Corporation during the time you have served on the board, and in the six-month period prior to such service. If there has been no such financial interest or transaction, write **None**. Please note that if you answered **Yes** to Questions 2-4 above, you need not disclose again your employment status, salary, etc.

Date(s)	Nature of Financial Interest/Transaction	Steps taken to avoid a conflict of interest, (e.g., did not vote, did not participate in discussion)	Name of person holding interest or engaging in transaction and relationship to yourself
NONE	NONE	NONE	NONE

5. Identify each individual, business, corporation, union association, firm, partnership, committee proprietorship, franchise holding company, joint stock company, business or real estate trust, non-profit organization, or other organization or group of people doing business with the school(s) governed by the Education Corporation **and** in which such entity, during the time of your tenure as a trustee, you and/or your immediate family member(s) or person(s) living in your house had a financial interest or other relationship. If you are a member, director, officer or employee of an organization formally partnered with the school(s) that is/are doing business with the school(s) through a management or services agreement, please identify only the name of the organization, your position in the organization, and the relationship between such organization and the school(s). If there was no financial interest, write **None**.

Organization conducting business with the school(s)	Nature of business conducted	Approximate value of the business conducted	Name of Trustee and/or immediate family member of household holding an interest in the organization conducting business with the school(s) and the nature of the interest	Steps Taken to Avoid Conflict of Interest
NONE	NONE	NONE	NONE	NONE


(Completed with permission on behalf of Kwaku Andoh, who is traveling out of the country, by Dylan Schaffer, Planning and External Affairs Manager at Ascend Learning.)


Signature 

Date 7/24/17

Please note that this document is considered a public record and as such, may be made available to members of the public upon request under the Freedom of Information Law. Personal contact information provided below will be redacted.

Business Telephone: 

Business Address: 

E-mail Address: 

Home Telephone: 

Home Address: 



Entry 9 BOT Table

Last updated: 07/31/2017

(tab across or use scroll bar at bottom of table)

1. Current Board Member Information

	Trustee Name	Email Addresses	Position on the Board	Committee Affiliations	Voting Member Per By Laws? (Y/N)	Area of Expertise, and/or Additional Role at School (parent, staff member, etc.)	Number of Terms Served and Length of Each (Include election date and term expiration)	Number of Board Mtgs Attended during 2016-17?
1	Stephanie Mauterstock	[REDACTED]	Chair/Board President	Executive, Finance, Nominating	Yes	education	07/2016 08/2017	9
2	Kathleen Quirk	[REDACTED]	Vice Chair/Vice President	Executive, Academic, Hiring	Yes	education	07/2016 08/2017	12
3	Amanda Craft	[REDACTED]	Secretary	Executive, Academic, Hiring	Yes	human resources	07/2016 08/2017	11
4	Katya Levitan Reiner	[REDACTED]	Treasurer	Executive, Finance, Nominating	Yes	education	07/2016 08/2017	9
		[REDACTED]	Trustee				07/201	

5	Kwaku Andoh	[REDACTED]	e/Member	Academic	Yes	finance, law	6 08/2017	8
6	Christine Schlenndorf	[REDACTED]	Trustee/Member	Finance	Yes	facilities, real estate	07/2016 08/2017	5 or less
7	Oral Walcott	[REDACTED]	Trustee/Member	Executive, Hiring, Nominating	Yes	parent, community relations	07/2016 08/2017	10
8								
9								
10								
11								
12								
13								
14								
15								
16								
17								
18								
19								
20								

2. Total Number of Members on June 30, 2016 7

3. Total Number of Members Joining the Board 2016-17 School Year 0

- | | |
|--|----|
| 4. Total Number of Members
Departing the Board during the
2016-17 School Year | 0 |
| 5. Number of Voting Members
2016-17, as set by the by-laws,
resolution or minutes | 7 |
| 6. Number of Board Meetings
Conducted in the 2016-17 School
Year | 13 |
| 7. Number of Board Meetings
Scheduled for the 2017-18
School Year | 12 |

Thank you.



Entry 11 Enrollment and Retention of Special Populations

Created: 07/27/2017 • Last updated: 07/31/2017

Instructions for Reporting Enrollment and Retention Strategies

Describe the efforts the charter school has made in 2016 2017 toward meeting targets to attract and retain enrollment of students with disabilities, English language learners, and students who are economically disadvantaged. In addition, describe the school’s plans for meeting or making progress toward meeting its enrollment and retention targets in 2017 2018.

Recruitment/Attraction Efforts Toward Meeting Targets

	Describe Efforts Toward Meeting Recruitment Targets 2016 17)	Describe Plans Toward Meeting Recruitment Targets 2017 18)
	<p>Ascend Public Charter Schools is committed to serving all students, regardless of disabilities, English language learner (ELL) status, or economic disadvantage. Communication with potential applicants and with current families remains an important priority for recruitment and retention. Ascend Public Charter Schools maintains an engaging website where families can learn about Ascend Public Charter School’s mission and core values and gain more information about curriculum and school culture.</p> <p>Ascend Public Charter Schools I will continue working to attract and recruit English language learners and other special populations, in numbers comparable to the host district in which the school resides, and the schools will ensure that such students are welcomed warmly and served effectively. Staff will visit neighborhood feeder schools (pre schools, including Head Start facilities and elementary schools) that serve high populations of students who are learning English as a second language and who have</p>	<p>For the 1718 school year, we will continue to implement our current recruitment strategies and enhance them, to ensure that these populations make up a significant portion of our applications. Ascend Public Charter Schools is committed to serving all students, regardless of disabilities, English language learner (ELL) status, or economic disadvantage. Communication with potential applicants and with current families remains an important priority for recruitment and retention. Ascend Public Charter Schools maintains an engaging website where families can learn about Ascend Public Charter School’s mission and core values and gain more information about curriculum and school culture.</p> <p>Ascend Public Charter Schools I will continue working to attract and recruit English language learners and other special populations, in numbers comparable to the host district in which the school resides, and the schools will ensure that such students are welcomed warmly and served effectively. Staff will visit neighborhood feeder schools (pre schools, including Head Start facilities and elementary schools) that serve high populations of students who are learning English as a second language and who have special education needs. The network</p>

Economically Disadvantaged

special education needs. The network recruitment team and staff will also recruit students by reaching out to doctors' offices, churches, grocery stores, restaurants, early intervention service providers and agencies, and diverse community organizations, including those that serve children with disabilities and English language learners.

We maintain a positive rapport with the Committee on Special Education (CSE), which commends our overall philosophy and strategies towards integration of special populations; the CSE speaks highly of our special education programming and services when interacting with families.

To ensure that educationally disadvantaged children and their families, including students with special needs and English language learners, are aware of the opportunity to enroll in Ascend Public Charter Schools, Ascend Public Charter Schools will conduct a rigorous recruitment campaign throughout Canarsie. Marketing materials translated into Spanish and Haitian Creole will emphasize that the schools are tuition free public schools of choice that welcome and serve all children. Ascend Public Charter Schools imposes no admissions preconditions or requirements. Families are encouraged but never required to attend meetings or information sessions, adhere to the school's mission or philosophy, or sign any agreements or contracts imposing responsibilities or commitments, such as reviewing homework or volunteering for the school

recruitment team and staff will also recruit students by reaching out to doctors' offices, churches, grocery stores, restaurants, early intervention service providers and agencies, and diverse community organizations, including those that serve children with disabilities and English language learners.

We maintain a positive rapport with the Committee on Special Education (CSE), which commends our overall philosophy and strategies towards integration of special populations; the CSE speaks highly of our special education programming and services when interacting with families.

To ensure that educationally disadvantaged children and their families, including students with special needs and English language learners, are aware of the opportunity to enroll in Ascend Public Charter Schools, Ascend Public Charter Schools will conduct a rigorous recruitment campaign throughout Canarsie. Marketing materials translated into Spanish and Haitian Creole will emphasize that the schools are tuition free public schools of choice that welcome and serve all children. Ascend Public Charter Schools imposes no admissions preconditions or requirements. Families are encouraged but never required to attend meetings or information sessions, adhere to the school's mission or philosophy, or sign any agreements or contracts imposing responsibilities or commitments, such as reviewing homework or volunteering for the school.

During the next charter term, we will continue to implement our current recruitment strategies and enhance them, to ensure that these populations make up a significant portion of our applications.

Ascend Public Charter Schools is committed to serving all students, regardless of disabilities, English language learner (ELL) status, or economic disadvantage.

For the 1718 school year, we will continue to implement our current recruitment strategies and enhance them, to ensure that these populations make up a significant portion of our applications.

Ascend Public Charter Schools is committed to serving all students, regardless of disabilities, English language learner (ELL) status, or economic disadvantage. Communication with potential applicants and

Communication with potential applicants and with current families remains an important priority for recruitment and retention. Ascend Public Charter Schools maintains an engaging website where families can learn about Ascend Public Charter School's mission and core values and gain more information about curriculum and school culture.

Ascend Public Charter Schools I will continue working to attract and recruit English language learners and other special populations, in numbers comparable to the host district in which the school resides, and the schools will ensure that such students are welcomed warmly and served effectively. Staff will visit neighborhood feeder schools (pre schools, including Head Start facilities and elementary schools) that serve high populations of students who are learning English as a second language and who have special education needs. The network recruitment team and staff will also recruit students by reaching out to doctors' offices, churches, grocery stores, restaurants, early intervention service providers and agencies, and diverse community organizations, including those that serve children with disabilities and English language learners.

We maintain a positive rapport with the Committee on Special Education (CSE), which commends our overall philosophy and strategies towards integration of special populations; the CSE speaks highly of our special education programming and services when interacting with families.

To ensure that educationally disadvantaged children and their families, including students with special needs and English language learners, are aware of the opportunity to enroll in Ascend Public Charter Schools, Ascend Public Charter Schools will conduct a rigorous recruitment campaign throughout Canarsie. Marketing materials translated into Spanish and Haitian Creole will emphasize that the schools are tuition free public schools of choice that welcome and serve all children. Ascend Public Charter Schools imposes no admissions preconditions or requirements. Families are encouraged but never required to attend meetings or information sessions, adhere to

with current families remains an important priority for recruitment and retention. Ascend Public Charter Schools maintains an engaging website where families can learn about Ascend Public Charter School's mission and core values and gain more information about curriculum and school culture.

Ascend Public Charter Schools I will continue working to attract and recruit English language learners and other special populations, in numbers comparable to the host district in which the school resides, and the schools will ensure that such students are welcomed warmly and served effectively. Staff will visit neighborhood feeder schools (pre schools, including Head Start facilities and elementary schools) that serve high populations of students who are learning English as a second language and who have special education needs. The network recruitment team and staff will also recruit students by reaching out to doctors' offices, churches, grocery stores, restaurants, early intervention service providers and agencies, and diverse community organizations, including those that serve children with disabilities and English language learners.

We maintain a positive rapport with the Committee on Special Education (CSE), which commends our overall philosophy and strategies towards integration of special populations; the CSE speaks highly of our special education programming and services when interacting with families.

To ensure that educationally disadvantaged children and their families, including students with special needs and English language learners, are aware of the opportunity to enroll in Ascend Public Charter Schools, Ascend Public Charter Schools will conduct a rigorous recruitment campaign throughout Canarsie. Marketing materials translated into Spanish and Haitian Creole will emphasize that the schools are tuition free public schools of choice that welcome and serve all children. Ascend Public Charter Schools imposes no admissions preconditions or requirements. Families are encouraged but never required to attend meetings or information sessions, adhere to the school's mission or philosophy, or sign any

the school's mission or philosophy, or sign any agreements or contracts imposing responsibilities or commitments, such as reviewing homework or volunteering for the school

agreements or contracts imposing responsibilities or commitments, such as reviewing homework or volunteering for the school.

During the next charter term, we will continue to implement our current recruitment strategies and enhance them, to ensure that these populations make up a significant portion of our applications.

Ascend Public Charter Schools is committed to serving all students, regardless of disabilities, English language learner (ELL) status, or economic disadvantage. Communication with potential applicants and with current families remains an important priority for recruitment and retention. Ascend Public Charter Schools maintains an engaging website where families can learn about Ascend Public Charter School's mission and core values and gain more information about curriculum and school culture.

For the 1718 school year, we will continue to implement our current recruitment strategies and enhance them, to ensure that these populations make up a significant portion of our applications.

Ascend Public Charter Schools is committed to serving all students, regardless of disabilities, English language learner (ELL) status, or economic disadvantage. Communication with potential applicants and with current families remains an important priority for recruitment and retention. Ascend Public Charter Schools maintains an engaging website where families can learn about Ascend Public Charter School's mission and core values and gain more information about curriculum and school culture.

Ascend Public Charter Schools I will continue working to attract and recruit English language learners and other special populations, in numbers comparable to the host district in which the school resides, and the schools will ensure that such students are welcomed warmly and served effectively. Staff will visit neighborhood feeder schools (pre schools, including Head Start facilities and elementary schools) that serve high populations of students who are learning English as a second language and who have special education needs. The network recruitment team and staff will also recruit students by reaching out to doctors' offices, churches, grocery stores, restaurants, early intervention service providers and agencies, and diverse community organizations, including those that serve children with disabilities and English language learners.

Ascend Public Charter Schools I will continue working to attract and recruit English language learners and other special populations, in numbers comparable to the host district in which the school resides, and the schools will ensure that such students are welcomed warmly and served effectively. Staff will visit neighborhood feeder schools (pre schools, including Head Start facilities and elementary schools) that serve high populations of students who are learning English as a second language and who have special education needs. The network recruitment team and staff will also recruit students by reaching out to doctors' offices, churches, grocery stores, restaurants, early intervention service providers and agencies, and diverse community organizations, including those that serve children with disabilities and English language learners.

We maintain a positive rapport with the Committee on Special Education (CSE),

We maintain a positive rapport with the Committee on Special Education (CSE), which commends our overall philosophy and

Students with Disabilities

which commends our overall philosophy and strategies towards integration of special populations; the CSE speaks highly of our special education programming and services when interacting with families.

To ensure that educationally disadvantaged children and their families, including students with special needs and English language learners, are aware of the opportunity to enroll in Ascend Public Charter Schools, Ascend Public Charter Schools will conduct a rigorous recruitment campaign throughout Canarsie. Marketing materials translated into Spanish and Haitian Creole will emphasize that the schools are tuition free public schools of choice that welcome and serve all children. Ascend Public Charter Schools imposes no admissions preconditions or requirements. Families are encouraged but never required to attend meetings or information sessions, adhere to the school’s mission or philosophy, or sign any agreements or contracts imposing responsibilities or commitments, such as reviewing homework or volunteering for the school

strategies towards integration of special populations; the CSE speaks highly of our special education programming and services when interacting with families.

To ensure that educationally disadvantaged children and their families, including students with special needs and English language learners, are aware of the opportunity to enroll in Ascend Public Charter Schools, Ascend Public Charter Schools will conduct a rigorous recruitment campaign throughout Canarsie. Marketing materials translated into Spanish and Haitian Creole will emphasize that the schools are tuition free public schools of choice that welcome and serve all children. Ascend Public Charter Schools imposes no admissions preconditions or requirements. Families are encouraged but never required to attend meetings or information sessions, adhere to the school’s mission or philosophy, or sign any agreements or contracts imposing responsibilities or commitments, such as reviewing homework or volunteering for the school.

During the next charter term, we will continue to implement our current recruitment strategies and enhance them, to ensure that these populations make up a significant portion of our applications.

Retention Efforts Toward Meeting Targets

	Describe Efforts Toward Meeting Retention Targets 2016 17)	Describe Plans Toward Meeting Retention Targets 2017 18)
	<p>Ascend Public Charter Schools continues to provide a comprehensive model for educating students in need of special services, which is a major cause of Ascend Public Charter School’s consistently high retention rates for those populations. Ascend Public Charter School’s most important assets for retaining students from these populations are the continued use of robust programs for at risk populations, the capable staff that support these programs, and the school’s strong reputation among families and stakeholders.</p> <p>Further, the intervention and supports</p>	<p>Ascend Public Charter Schools continues to provide a comprehensive model for educating students in need of special services, which is a major cause of Ascend Public Charter School’s consistently high retention rates for those populations. Ascend Public Charter School’s most important assets for retaining students from these populations are the continued use of robust programs for at risk populations, the capable staff that support these programs, and the school’s strong reputation among families and stakeholders.</p> <p>Further, the intervention and supports</p>

<p>Economically Disadvantaged</p>	<p>available as part of our educational model will result in strong student retention rates for these special populations.</p> <p>Ascend Public Charter Schools is committed to creating an inclusive and integrated space for all students, and we have developed systems and procedures that target and support students with academic, emotional, and behavioral challenges. Our goal is to ensure that students with challenges are educated alongside their typically developing peers. Through our intervention programming, students who might otherwise be identified as requiring an Individualized Education Plan (IEP) are able to have their needs met without one.</p>	<p>available as part of our educational model will result in strong student retention rates for these special populations.</p> <p>Ascend Public Charter Schools is committed to creating an inclusive and integrated space for all students, and we have developed systems and procedures that target and support students with academic, emotional, and behavioral challenges. Our goal is to ensure that students with challenges are educated alongside their typically developing peers. Through our intervention programming, students who might otherwise be identified as requiring an Individualized Education Plan (IEP) are able to have their needs met without one.</p>
<p>English Language Learners</p>	<p>Ascend Public Charter Schools continues to provide a comprehensive model for educating students in need of special services, which is a major cause of Ascend Public Charter School's consistently high retention rates for those populations. Ascend Public Charter School's most important assets for retaining students from these populations are the continued use of robust programs for at risk populations, the capable staff that support these programs, and the school's strong reputation among families and stakeholders.</p> <p>Further, the intervention and supports available as part of our educational model will result in strong student retention rates for these special populations.</p> <p>Ascend Public Charter Schools is committed to creating an inclusive and integrated space for all students, and we have developed systems and procedures that target and support students with academic, emotional, and behavioral challenges. Our goal is to ensure that students with challenges are educated alongside their typically developing peers. Through our intervention programming, students who might otherwise be identified as requiring an Individualized Education Plan (IEP) are able to have their needs met without one.</p>	<p>Ascend Public Charter Schools continues to provide a comprehensive model for educating students in need of special services, which is a major cause of Ascend Public Charter School's consistently high retention rates for those populations. Ascend Public Charter School's most important assets for retaining students from these populations are the continued use of robust programs for at risk populations, the capable staff that support these programs, and the school's strong reputation among families and stakeholders.</p> <p>Further, the intervention and supports available as part of our educational model will result in strong student retention rates for these special populations.</p> <p>Ascend Public Charter Schools is committed to creating an inclusive and integrated space for all students, and we have developed systems and procedures that target and support students with academic, emotional, and behavioral challenges. Our goal is to ensure that students with challenges are educated alongside their typically developing peers. Through our intervention programming, students who might otherwise be identified as requiring an Individualized Education Plan (IEP) are able to have their needs met without one.</p>

Students with Disabilities

Ascend Public Charter Schools continues to provide a comprehensive model for educating students in need of special services, which is a major cause of Ascend Public Charter School's consistently high retention rates for those populations. Ascend Public Charter School's most important assets for retaining students from these populations are the continued use of robust programs for at risk populations, the capable staff that support these programs, and the school's strong reputation among families and stakeholders.

Further, the intervention and supports available as part of our educational model will result in strong student retention rates for these special populations.

Ascend Public Charter Schools is committed to creating an inclusive and integrated space for all students, and we have developed systems and procedures that target and support students with academic, emotional, and behavioral challenges. Our goal is to ensure that students with challenges are educated alongside their typically developing peers. Through our intervention programming, students who might otherwise be identified as requiring an Individualized Education Plan (IEP) are able to have their needs met without one.

Ascend Public Charter Schools continues to provide a comprehensive model for educating students in need of special services, which is a major cause of Ascend Public Charter School's consistently high retention rates for those populations. Ascend Public Charter School's most important assets for retaining students from these populations are the continued use of robust programs for at risk populations, the capable staff that support these programs, and the school's strong reputation among families and stakeholders.

Further, the intervention and supports available as part of our educational model will result in strong student retention rates for these special populations.

Ascend Public Charter Schools is committed to creating an inclusive and integrated space for all students, and we have developed systems and procedures that target and support students with academic, emotional, and behavioral challenges. Our goal is to ensure that students with challenges are educated alongside their typically developing peers. Through our intervention programming, students who might otherwise be identified as requiring an Individualized Education Plan (IEP) are able to have their needs met without one.



Entry 12 Classroom Teacher and Administrator Attrition

Created: 07/24/2017 • Last updated: 08/01/2017

Report changes in teacher and administrator staffing.

Instructions for completing the Classroom Teacher and Administrator Attrition Tables

Charter schools must complete the two tables named 2016-2017 Classroom Teacher and Administrator Attrition to report changes in teacher and administrator staffing in 2016-2017. Please provide the full time equivalent (FTE) of staff on June 30, 2016; the FTE for any departed staff from July 1, 2016 through June 30, 2017; the FTE for added staff from July 1, 2016 through June 30, 2017; and the FTE of staff added in newly created positions from July 1, 2016 through June 30, 2017 using the two tables provided.

Classroom Teacher Attrition Table

FTE Classroom Teachers on June 30, 2016	FTE Classroom Teachers Departed 7/1/16 6/30/17	FTE Classroom Teachers Filling Vacant Positions 7/1/16 6/30/17	FTE Classroom Teachers Added in New Positions 7/1/16 6/30/17	FTE of Classroom Teachers on June 30, 2017
89	29	18	12	101

Administrator Position Attrition Table

FTE Administrative Positions on June 30, 2016	FTE Administrators Departed 7/1/16 6/30/17	FTE Administrators Filling Vacant Positions 7/1/16 6/30/17	FTE Administrators Added in New Positions 7/1/16 6/30/17	FTE Administrative Positions on June 30, 2017
46	8	8	1	47

Thank you

Brooklyn Ascend Lower School

School Year Calendar 2017-2018

August 28	KG Family Orientation
August 30	Grades 1-2 Family Orientation
August 31	Grades 3-4 Family Orientation
September 5-6	Scholar Orientation; KG only (1:00 pm dismissal)
September 7-8	All scholars in attendance (1:00 pm dismissal)
September 11	Full-length school day begins
September 13	Bus Orientation
September 25	Busing begins
October 9	No school
October 27	No scholars; Professional Development #1
November 3	BACS, BAMS: no scholars; Professional Development #2
November 10	No scholars; Professional Development #3
November 16-17	Progress Report Conferences (1:00 pm dismissal for scholars)
November 22-24	No school
December 22-January 1	No school
January 12	No scholars; Professional Development #4
January 15	No school
January 26	No scholars; Professional Development #5 (End of Term 1)
February 19-23	No school
April 11-13	Grades 3-8 English State Exam
April 19-20	Progress Report Conferences (1:00 pm dismissal for scholars)
May 1-3	Grades 3-8 Math State Exam
May 14-18	No school
May 28	No school
June 4	Grades 4, 8 Science State Exam
June 21	Last day for scholars (1:00 pm dismissal for scholars)
June 22	Last day for teachers

Brooklyn Ascend Middle School

School Year Calendar 2017-2018

September 5-6	Scholar Orientation; grade 5 only (1:00 pm dismissal)
September 7-8	All scholars in attendance (1:00 pm dismissal)
September 11	Full-length school day begins
October 9	No school
October 27	No scholars; Professional Development #1
November 3	BACS, BAMS: no scholars; Professional Development #2
November 10	No scholars; Professional Development #3
November 16-17	Progress Report Conferences (1:00 pm dismissal for scholars)
November 22-24	No school
December 22-January 1	No school
January 12	No scholars; Professional Development #4
January 15	No school
January 26	No scholars; Professional Development #5 (End of Term 1)
February 19-23	No school
April 11-13	Grades 3-8 English State Exam
April 19-20	Progress Report Conferences (1:00 pm dismissal for scholars)
May 1-3	Grades 3-8 Math State Exam
May 14-18	No school
May 28	No school
June 4	Grades 4, 8 Science State Exam
June 21	Last day for scholars (1:00 pm dismissal for scholars)
June 22	Last day for teachers

Brooklyn Ascend High School

School Year Calendar 2017-2018

August 31	9 th grade Family Orientation
September 1	10-11 th grade Family Orientation
September 5	Scholar Orientation; 9 th grade only (1:00 pm dismissal)
September 6-8	All scholars in attendance (1:00 pm dismissal)
September 11	Full-length school day begins
October 9	No school
October 18-19	Family Conferences (1:00 pm dismissal)
November 8-9	Quarter 1 benchmarks
November 10	No scholars; Professional Development #1
November 13	Quarter 2 begins
November 22-24	No school
December 22-January 1	No school
January 15	No school
January 16-19	Spanish benchmarks, Electives finals
January 22-25	Regents, Midterms
January 26	No scholars; Professional Development #2
February 5	No scholars; Professional Development #3
February 6	Quarter 3 begins
February 19-23	No school
March 14-15	Family Conferences (1:00 pm dismissal)
March 26-29	Quarter 3 benchmarks
March 30	No scholars; Professional Development #4
April 2-6	No school
April 9	Quarter 4 begins
May 28	No school
June 12-14	Regents, Finals
June 15	No school
June 18-21	Regents, Finals, LOTE
June 21	Last day for students
June 28	Last day for teachers