



Entry 1 School Information

Created: 06/19/2017 • Last updated: 07/21/2017

Please be advised that you will need to complete this cover page (including signatures) before all of the other tasks assigned to you by your authorizer are visible on your task page. While completing this task, please ensure that you select the correct authorizer (**as of June 30, 2017**) or you may not be assigned the correct tasks.

a. SCHOOL NAME AND BEDS# BROOKLYN DREAMS CS (SUNY Trustees)

(Select name from the drop down menu)

b. CHARTER AUTHORIZER SUNY Authorized Charter School

(For technical reasons, please re select authorizer name from the drop down menu).

c. DISTRICT / CSD OF LOCATION NYC CSD 22

d1. SCHOOL INFORMATION

	PRIMARY ADDRESS	PHONE NUMBER	FAX NUMBER	EMAIL ADDRESS
	259 Parkville Ave., Brooklyn, NY 11230	██████████	██████████	████████████████████ ██████████

d2. PHONE CONTACT NUMBER FOR AFTER HOURS EMERGENCIES

Contact Name	Omar Thomas
Title	Principal
Emergency Phone Number (### ### ####)	██████████

e. SCHOOL WEB ADDRESS (URL) <https://www.nhaschools.com/schools/brooklyndreams/en/pages/default.aspx>

f. DATE OF INITIAL CHARTER 03/2010

g. DATE FIRST OPENED FOR INSTRUCTION 09/2010

i. TOTAL ENROLLMENT ON JUNE 30, 2017 614

j. GRADES SERVED IN SCHOOL YEAR 2016-17

Check all that apply

Grades Served	K, 1, 2, 3, 4, 5, 6, 7, 8
---------------	---------------------------

k1. DOES THE SCHOOL CONTRACT WITH A CHARTER OR EDUCATIONAL MANAGEMENT ORGANIZATION? Yes

k2. NAME OF CMO/EMO AND ADDRESS

NAME OF CMO/EMO	National Heritage Academies
PHYSICAL STREET ADDRESS	3850 Broadmoor Ave. Ste. 201
CITY	Grand Rapids
STATE	MI
ZIP CODE	49512
EMAIL ADDRESS	[REDACTED]

l1. FACILITIES

Does the school maintain or operate multiple sites?

	No, just one site.
--	--------------------

12. SCHOOL SITES

Please list the sites where the school will operate for the upcoming school year.

	Physical Address	Phone Number	District/CSD	Grades Served at Site	School at Full Capacity at Site	Facilities Agreement
Site 1 (same as primary site)	259 Parkville Ave., Brooklyn, NY 11230	██████████ ██████	CSD 22	K 8	Yes	Rent/Lease
Site 2						
Site 3						

12a. Please provide the contact information for Site 1.

	Name	Work Phone	Alternate Phone	Email Address
School Leader	Omar Thomas	██████████	██████████	██████████ ██████████
Operational Leader	Todd McKee	██████████	██████████	██████████ ██████
Compliance Contact	Julie Meller	██████████	██████████	██████████ ██████
Complaint Contact	Julie Meller	██████████	██████████	██████████ ██████

m1. Is the school or are the school sites co-located? No

n1. Were there any revisions to the school's charter during the 2016-17 school year? (Please include approved or pending material and non-material charter revisions). No

o. Name and Position of Individual(s) Who Completed the 2016-17 Annual Report.

Julie Stapleton, Board Relations Coordinator

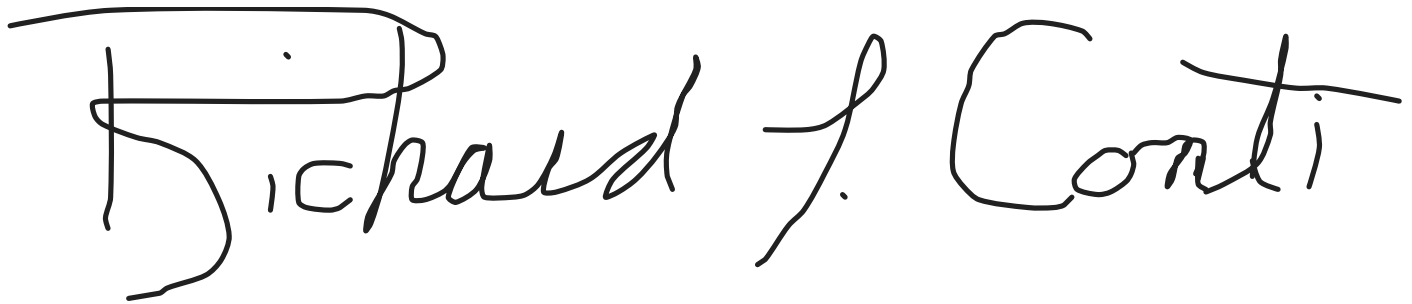
p. Our signatures below attest that all of the information contained herein is truthful and accurate and that this charter school is in compliance with all aspects of its charter, and with all pertinent Federal, State, and local laws, regulations, and rules. We understand that if any information in any part of this report is found to have been deliberately misrepresented, that will constitute grounds for the revocation of our charter. Check **YES if you agree and then use the mouse on your PC or the stylist on your mobile device to sign your name).**

Yes

Signature, Head of Charter School

A handwritten signature in black ink, consisting of a large, rounded initial 'D' followed by a cursive name.

Signature, President of the Board of Trustees

A handwritten signature in black ink that reads "Richard J. Conti".

Date

2017/07/14

Thank you.



Entry 2 NYS School Report Card Link

Created: 06/20/2017 • Last updated: 07/14/2017

1. NEW YORK STATE REPORT CARD

<https://data.nysed.gov/reportcard.php?year=2016&instid=800000068331>

Provide a direct URL or web link to the most recent New York State School Report Card for the charter school (See <https://reportcards.nysed.gov/>).

(Charter schools completing year one will not yet have a School Report Card or link to one. Please type "URL is not available" in the space provided).



Entry 4 Expenditures per Child

Created: 06/20/2017 • Last updated: 07/27/2017

Financial Information

This information is required of ALL charter schools. Provide the following measures of fiscal performance of the charter school in Appendix B (Total Expenditures and Administrative Expenditures Per Child):

1. Total Expenditures Per Child

To calculate '**Total Expenditures per Child**' take total expenditures (from the unaudited 2016-17 Schedule of Functional Expenses) and divide by the year end FTE student enrollment. (Integers Only. No dollar signs or commas).

Note: The information on the Schedule of Functional Expenses on pages 41-43 of the Audit Guide can help schools locate the amounts to use in the two per pupil calculations: <http://www.p12.nysed.gov/psc/AuditGuide.html>

Line 1: Total Expenditures	10169235
Line 2: Year End FTE student enrollment	614
Line 3: Divide Line 1 by Line 2	16562

2. Administrative Expenditures per Child

To calculate **'Administrative Expenditures per Child'** To calculate "Administrative Expenditures per Child" first *add* together the following:

1. Take the relevant portion from the 'personnel services cost' row and the 'management and general' column (from the unaudited 2016 17 Schedule of Functional Expenses)
2. Any contracted administrative/management fee paid to other organizations or corporations
3. Take the total from above and divide it by the year end FTE enrollment. The relevant portion that must be included in this calculation is defined as follows:

Administrative Expenditures: Administration and management of the charter school includes the activities and personnel of the offices of the chief school officer, the finance or business offices, school operations personnel, data management and reporting, human resources, technology, etc. It also includes those administrative and management services provided by other organizations or corporations on behalf of the charter school for which the charter school pays a fee or other compensation. Do not include the FTE of personnel whose role is to directly support the instructional program.

Notes:

The information on the Schedule of Functional Expenses on pages 41-43 of the Audit Guide can help schools locate the amounts to use in the two per pupil calculations:

<http://www.p12.nysed.gov/psc/AuditGuide.html>.

Employee benefit costs or expenditures should not be reported in the above calculations.

Line 1: Relevant Personnel Services Cost (Row)	3708696
Line 2: Management and General Cost (Column)	1236167
Line 3: Sum of Line 1 and Line 2	4944863
Line 5: Divide Line 3 by the Year End FTE student enrollment	8054

Thank you.



**GENERAL INSTRUCTIONS FOR
ANNUAL BUDGET/QUARTERLY REPORT**

TEMPLATE TABS

1- GRAY tab contains the Instructions




Instructions	Provides description of tabs and input requirements.
Funding by District	Charter School Tuition Rates

2- BLUE tabs require input of information

1.) Name of School	>Select school name from list. >Enter contact information.
2.) Enrollment	Enter enrollment information for Annual Budget (& Revisions) and Quarterly Actuals. Includes: >Enrollment by Grade >Enrollment by District
3.) Staffing Plan	Enter staffing plan information for Annual Budget (& Revisions) and Quarterly Actuals. Includes: >Full Time Equivalent (FTE), by Position Category, By Quarter
4.) Yearly Budget	Enter Yearly Budget information. Includes: >"Pior Year" column may be completed based upon preliminary data, and adjusted with Annual Audited data when the Quarter 2 Actuals are being submitted. (Note: Quarterly Revenue allocation may be set) >Budgeted Enrollment data and Per Pupil Revenue for the current year are populated based upon input on tab "2.) Enrollment." >Budgeted FTE for current year is populated based upon input on tab "3.) Staffing Plan." >All other sources of revenue >All expenses >Budget Revisions, as necessary and <i>approved</i> by the school's Board of Directors, should be submitted when submitting Quarterly Actuals
5.) Balance Sheet	Enter Balance Sheet information for EdCorps. Separate schools merged into a primary EdCorp should NOT use this tab. >"Pior Year" column may be completed based upon preliminary data, and adjusted with Annual Audited data when the Quarter 2 Actuals are being submitted.

6.) Quarterly Report	Enter Actual Quarterly Report information . Includes: >Actual Enrollment data and Per Pupil Revenue for the current year are populated based upon input on tab "2.) Enrollment." >Actual FTE for current year is populated based upon input on tab "3.) Staffing Plan." >All other sources of revenue >All expenses
7.) Annual Report Requirement	Complete when submitting Actual Quarter 4.

CELL COLORS & GUIDANCE COMMENTS

-  Enter information into the light BLUE shaded cells.
-  Cells labeled in ORANGE containe guidance regarding the input of information.
-  Cells containing RED triangles in the upper right corner contain "guidance comments" on that particular line item. Please "mouse-over" the triangle to reveal each comment.

Charter Funding Alphabetical By NYS School District
*** (Sum of Charter School Basic Tuition and Supplemental Basic Tuition)**



ANNUAL BUDGET & QUARTERLY REPORT TEMPLATE

Brooklyn Dreams Charter School

SCHOOL

Name:	Brooklyn Dreams Charter School
--------------	--------------------------------

CONTACT INFORMATION

Contact Name:	Rebecca Joyner
Contact Title:	Business Analyst
Contact Email:	[REDACTED]
Contact Phone:	[REDACTED]

REPORT PERIOD

Current Academic Year:	2017-18
Prior Academic Year:	2016-17

PLAN - FULL TIME EQUIVALENT

STAFFING PLAN - FULL TIME EQUIVALENT ("FTE")

**NOTE: Enter the number of FTE positions in the "blue" cells.*

**NOTE: If there are NO budget revisions at the time of quarterly submittal leave the 'REVISED' Column(s) COMPLETELY BLANK.*

ADMINISTRATIVE PERSONNEL FTE	ADMINISTRATIVE PERSONNEL FTE	PRIOR YEAR
		2016-17
		ACTUAL
Executive Management	Executive Management	
Instructional Management	Instructional Management	
Deans, Directors & Coordinators	Deans, Directors & Coordinators	
CFO / Director of Finance	CFO / Director of Finance	
Operation / Business Manager	Operation / Business Manager	
Administrative Staff	Administrative Staff	
TOTAL ADMINISTRATIVE STAFF	TOTAL ADMINISTRATIVE STAFF	0.0

ANNUAL BUDGETED FTE							
Q1		Q2		Q3		Q4	
Original	Revised	Original	Revised	Original	Revised	Original	Revised
1.0		1.0		1.0		1.0	
4.0		4.0		4.0		4.0	
2.8		2.8		2.8		2.8	
7.8	0.0	7.8	0.0	7.8	0.0	7.8	0.0

INSTRUCTIONAL PERSONNEL FTE	INSTRUCTIONAL PERSONNEL FTE	PRIOR YEAR
		2016-17
		ACTUAL
Teachers - Regular	Teachers - Regular	
Teachers - SPED	Teachers - SPED	
Substitute Teachers	Substitute Teachers	
Teaching Assistants	Teaching Assistants	
Specialty Teachers	Specialty Teachers	
Aides	Aides	
Therapists & Counselors	Therapists & Counselors	
Other	Other	
TOTAL INSTRUCTIONAL	TOTAL INSTRUCTIONAL	0.0

ANNUAL BUDGETED FTE							
Q1		Q2		Q3		Q4	
Original	Revised	Original	Revised	Original	Revised	Original	Revised
28.0		28.0		28.0		28.0	
8.0		8.0		8.0		8.0	
14.5		14.5		14.5		14.5	
2.8		2.8		2.8		2.8	
53.3	0.0	53.3	0.0	53.3	0.0	53.3	0.0

NON-INSTRUCTIONAL PERSONNEL FTE	NON-INSTRUCTIONAL PERSONNEL FTE	PRIOR YEAR
		2016-17
		ACTUAL
Nurse	Nurse	
Librarian	Librarian	
Custodian	Custodian	
Security	Security	
Other	Other	
TOTAL NON-INSTRUCTIONAL	TOTAL NON-INSTRUCTIONAL	0.0

ANNUAL BUDGETED FTE							
Q1		Q2		Q3		Q4	
Original	Revised	Original	Revised	Original	Revised	Original	Revised
4.0		4.0		4.0		4.0	
4.0	0.0	4.0	0.0	4.0	0.0	4.0	0.0

TOTAL PERSONNEL SERVICE FTE	TOTAL PERSONNEL SERVICE FTE	0.0
------------------------------------	------------------------------------	-----

65.0	0.0	65.0	0.0	65.0	0.0	65.0	0.0
------	-----	------	-----	------	-----	------	-----

**ROOKLYN DREAMS CHARTER SCHOOL
2017-18**

PLAN - FULL TIME EQUIVALENT

***NOTE:** Enter the number of FTE positions in the "blue" cells.

Id be input.

***NOTE:** State the assumptions that are being made for personnel FTE levels.

ADMINISTRATIVE PERSONNEL FTE	Q4 Actual
Executive Management	
Instructional Management	
Deans, Directors & Coordinators	
CFO / Director of Finance	
Operation / Business Manager	
Administrative Staff	
TOTAL ADMINISTRATIVE STAFF	0.0

Description of Assumptions

INSTRUCTIONAL PERSONNEL FTE	Q4 Actual
Teachers - Regular	
Teachers - SPED	
Substitute Teachers	
Teaching Assistants	
Specialty Teachers	
Aides	
Therapists & Counselors	
Other	
TOTAL INSTRUCTIONAL	0.0

Description of Assumptions

NON-INSTRUCTIONAL PERSONNEL FTE	Q4 Actual
Nurse	
Librarian	
Custodian	
Security	
Other	
TOTAL NON-INSTRUCTIONAL	0.0

Description of Assumptions

TOTAL PERSONNEL SERVICE FTE	0.0
------------------------------------	-----

--

BROOKLYN DREAMS CHARTER SCHOOL
Budget / Operating Plan
2017-18

Total Revenue	-	2,994,062	-	-	2,259,815	-	-	2,730,375
Total Expenses	-	2,065,500	-	-	2,745,062	-	-	3,196,993
Net Income	-	928,562	-	-	(485,247)	-	-	(466,618)
Actual Student Enrollment	649	649	-	-	649	-	-	649

	Prior Year Actual	1st Quarter - 7/1 - 9/30			2nd Quarter - 10/1 - 12/31			3rd Quarter
	2016-17 Revenue Per Pupil	Original Budget	Revised Budget	Variance	Original Budget	Revised Budget	Variance	Original Budget

REVENUE

REVENUES FROM STATE SOURCES		2017-18	<i>*NOTE: If there are NO budget revisions at the time of quarterly submittal leave the entire "REVISED" budget columns for the affected quarters blank. If budget revisions ARE made, the entire "REVISED" budget columns for the affected quarters must be populated.</i>						
Per Pupil Revenue	Per Pupil Rate	PPR %/Qtr->	25.0%	25.0%	25.0%	25.0%	25.0%		
NYC CHANCELLOR'S OFFICE	14,527		2,356,461	-	-	2,356,461	-	-	2,356,461
-	-		-	-	-	-	-	-	-
-	-		-	-	-	-	-	-	-
-	-		-	-	-	-	-	-	-
-	-		-	-	-	-	-	-	-
-	-		-	-	-	-	-	-	-
-	-		-	-	-	-	-	-	-
-	-		-	-	-	-	-	-	-
-	-		-	-	-	-	-	-	-
-	-		-	-	-	-	-	-	-
-	-		-	-	-	-	-	-	-
-	-		-	-	-	-	-	-	-
-	-		-	-	-	-	-	-	-
-	-		-	-	-	-	-	-	-
-	-		-	-	-	-	-	-	-
-	-		-	-	-	-	-	-	-
-	-		-	-	-	-	-	-	-
-	-		-	-	-	-	-	-	-
-	-		-	-	-	-	-	-	-
-	-		-	-	-	-	-	-	-
ALL OTHER School Districts: (Weighted Avg)	-		-	-	-	-	-	-	-
TOTAL Per Pupil Revenue (Weighted Average Per Pupil Funding)	14,527		2,356,461	-	-	2,356,461	-	-	2,356,461
Special Education Revenue			91,590			183,180			183,180
Grants									
Stimulus									
DYCD (Department of Youth and Community Development)									
Other									
NYC DoE Rental Assistance									
Other									
TOTAL REVENUE FROM STATE SOURCES			2,448,051			2,539,641			2,539,641
REVENUE FROM FEDERAL FUNDING									
IDEA Special Needs			12,262			24,520			24,874
Title I			40,793			54,109			54,653
Title Funding - Other			1,323			2,646			2,646
School Food Service (Free Lunch)			27,667			91,172			100,055
Grants									

BROOKLYN DREAMS CHARTER SCHOOL								
Budget / Operating Plan								
2017-18								
Total Revenue	-	2,994,062	-	-	2,259,815	-	-	2,730,375
Total Expenses	-	2,065,500	-	-	2,745,062	-	-	3,196,993
Net Income	-	928,562	-	-	(485,247)	-	-	(466,618)
Actual Student Enrollment	649	649	-	-	649	-	-	649
	Prior Year Actual	1st Quarter - 7/1 - 9/30			2nd Quarter - 10/1 - 12/31			3rd Q
	2016-17	Original	Revised		Original	Revised		Original
	Revenue Per	Budget	Budget	Variance	Budget	Budget	Variance	Budget
	Pupil							
Charter School Program (CSP) Planning & Implementation				-			-	
Other				-			-	
Other				-			-	
TOTAL REVENUE FROM FEDERAL SOURCES	-	82,045	-	-	172,447	-	-	182,228
LOCAL and OTHER REVENUE								
Contributions and Donations				-			-	
Fundraising				-			-	
Erate Reimbursement				-			-	
Earnings on Investments				-			-	
Interest Income				-			-	
Food Service (Income from meals)		2,332		-	5,895		-	6,196
Text Book				-			-	
OTHER		461,634		-	(458,168)		-	2,310
TOTAL REVENUE FROM LOCAL and OTHER SOURCES	-	463,966	-	-	(452,273)	-	-	8,506
TOTAL REVENUE	-	2,994,062	-	-	2,259,815	-	-	2,730,375

BROOKLYN DREAMS CHARTER SCHOOL
Budget / Operating Plan
2017-18

Total Revenue	-	2,994,062	-	-	2,259,815	-	-	2,730,375
Total Expenses	-	2,065,500	-	-	2,745,062	-	-	3,196,993
Net Income	-	928,562	-	-	(485,247)	-	-	(466,618)
Actual Student Enrollment	649	649	-	-	649	-	-	649

Prior Year Actual 2016-17 Revenue Per Pupil	1st Quarter - 7/1 - 9/30			2nd Quarter - 10/1 - 12/31			3rd Q
	Original Budget	Revised Budget	Variance	Original Budget	Revised Budget	Variance	Original Budget

EXPENSES

ADMINISTRATIVE STAFF PERSONNEL COSTS

Avg. No.
of Positions

Executive Management	-			-			-	
Instructional Management	1.00	38,826		-	38,826		-	38,826
Deans, Directors & Coordinators	4.00	88,397		-	84,651		-	84,118
CFO / Director of Finance	-			-			-	
Operation / Business Manager	-			-			-	
Administrative Staff	2.75	27,211		-	30,034		-	26,211
TOTAL ADMINISTRATIVE STAFF	7.75	154,434	-	-	153,511	-	-	149,155

INSTRUCTIONAL PERSONNEL COSTS

Teachers - Regular	28.00	297,303		-	602,106		-	594,606
Teachers - SPED	8.00	84,878		-	169,755		-	169,755
Substitute Teachers	-	3,953		-	14,830		-	11,960
Teaching Assistants	-			-			-	
Specialty Teachers	14.50	78,968		-	157,935		-	157,935
Aides	-			-			-	
Therapists & Counselors	2.75	22,107		-	44,214		-	44,214
Other	-			-			-	
TOTAL INSTRUCTIONAL	53.25	487,209	-	-	988,840	-	-	978,470

NON-INSTRUCTIONAL PERSONNEL COSTS

Nurse	-			-			-	
Librarian	-			-			-	
Custodian	-			-			-	
Security	-			-			-	
Other	4.05	16,568		-	35,184		-	35,717
TOTAL NON-INSTRUCTIONAL	4.05	16,568	-	-	35,184	-	-	35,717

SUBTOTAL PERSONNEL SERVICE COSTS

		658,211	-	-	1,177,535	-	-	1,163,342
--	--	---------	---	---	-----------	---	---	-----------

PAYROLL TAXES AND BENEFITS

Payroll Taxes		57,584		-	89,806		-	108,960
Fringe / Employee Benefits		83,392		-	146,715		-	147,979

		BROOKLYN DREAMS CHARTER SCHOOL Budget / Operating Plan 2017-18							
Total Revenue		-	2,994,062	-	-	2,259,815	-	-	2,730,375
Total Expenses		-	2,065,500	-	-	2,745,062	-	-	3,196,993
Net Income		-	928,562	-	-	(485,247)	-	-	(466,618)
Actual Student Enrollment		649	649	-	-	649	-	-	649
		Prior Year Actual	1st Quarter - 7/1 - 9/30			2nd Quarter - 10/1 - 12/31			3rd Quarter
		2016-17 Revenue Per Pupil	Original Budget	Revised Budget	Variance	Original Budget	Revised Budget	Variance	Original Budget
Retirement / Pension			16,625		-	18,535		-	17,980
TOTAL PAYROLL TAXES AND BENEFITS		-	157,601	-	-	255,056	-	-	274,919
TOTAL PERSONNEL SERVICE COSTS		65.05	815,812	-	-	1,432,591	-	-	1,438,261
CONTRACTED SERVICES									
Accounting / Audit			23,872		-	39,814		-	88,041
Legal			2,814		-	2,814		-	2,814
Management Company Fee					-			-	
Nurse Services					-			-	
Food Service / School Lunch					-			-	
Payroll Services					-			-	
Special Ed Services			5,064		-	10,128		-	10,128
Titlement Services (i.e. Title I)			5,023		-	12,454		-	30,468
Other Purchased / Professional / Consulting			48,971		-	91,677		-	224,264
TOTAL CONTRACTED SERVICES		-	85,744	-	-	156,887	-	-	355,715

BROOKLYN DREAMS CHARTER SCHOOL
Budget / Operating Plan
2017-18

Total Revenue	-	2,994,062	-	-	2,259,815	-	-	2,730,375
Total Expenses	-	2,065,500	-	-	2,745,062	-	-	3,196,993
Net Income	-	928,562	-	-	(485,247)	-	-	(466,618)
Actual Student Enrollment	649	649	-	-	649	-	-	649

	Prior Year Actual	1st Quarter - 7/1 - 9/30			2nd Quarter - 10/1 - 12/31			3rd Q
	2016-17 Revenue Per Pupil	Original Budget	Revised Budget	Variance	Original Budget	Revised Budget	Variance	Original Budget

SCHOOL OPERATIONS

Board Expenses		35,000		-			-	
Classroom / Teaching Supplies & Materials		48,607		-	16,421		-	13,405
Special Ed Supplies & Materials		668		-	1,127		-	690
Textbooks / Workbooks		32,411		-	17,850		-	196
Supplies & Materials other		4,395		-	4,332		-	3,256
Equipment / Furniture		27,765		-	27,765		-	27,765
Telephone		1,674		-	1,179		-	1,179
Technology		38,448		-	59,268		-	120,071
Student Testing & Assessment		16,027		-	19,441		-	39,091
Field Trips		1,235		-	2,469		-	2,469
Transportation (student)				-			-	
Student Services - other				-			-	
Office Expense		6,861		-	11,831		-	12,406
Staff Development		37,598		-	27,892		-	42,229
Staff Recruitment		12,171		-	21,669		-	51,464
Student Recruitment / Marketing		44,921		-	26,558		-	74,101
School Meals / Lunch		43,837		-	109,159		-	114,522
Travel (Staff)		1,713		-	1,926		-	1,926
Fundraising				-			-	
Other		19,508		-	35,529		-	94,846
TOTAL SCHOOL OPERATIONS	-	372,839	-	-	384,416	-	-	599,616

FACILITY OPERATION & MAINTENANCE

Insurance		9,735		-	9,735		-	9,735
Janitorial		32,520		-	32,520		-	32,520
Building and Land Rent / Lease / Facility Finance Interest		658,104.00		-	658,104		-	658,104
Repairs & Maintenance		51,912		-	34,055		-	60,263
Equipment / Furniture		8,232		-	6,712		-	5,911
Security		992		-	882		-	570
Utilities		29,610		-	29,160		-	36,298
TOTAL FACILITY OPERATION & MAINTENANCE	-	791,105	-	-	771,168	-	-	803,401

DEPRECIATION & AMORTIZATION
RESERVES / CONTINGENCY

				-			-	
				-			-	

BROOKLYN DREAMS CHARTER SCHOOL
Budget / Operating Plan
2017-18

Total Revenue	-	2,994,062	-	-	2,259,815	-	-	2,730,375
Total Expenses	-	2,065,500	-	-	2,745,062	-	-	3,196,993
Net Income	-	928,562	-	-	(485,247)	-	-	(466,618)
Actual Student Enrollment	649	649	-	-	649	-	-	649
	Prior Year Actual	1st Quarter - 7/1 - 9/30			2nd Quarter - 10/1 - 12/31			3rd C
	2016-17	Original	Revised		Original	Revised		Original
	Revenue Per	Budget	Budget	Variance	Budget	Budget	Variance	Budget
	Pupil							
TOTAL EXPENSES	-	<u>2,065,500</u>	-	-	<u>2,745,062</u>	-	-	<u>3,196,993</u>
NET INCOME	-	<u>928,562</u>	-	-	<u>(485,247)</u>	-	-	<u>(466,618)</u>

Total Revenue	-	-	2,687,296	-	-
Total Expenses	-	-	2,663,994	-	-
Net Income	-	-	23,302	-	-
Actual Student Enrollment	-	-	649	-	-
	Quarter - 1/1 - 3/31		4th Quarter - 4/1 - 6/30		
	Revised Budget	Variance	Original Budget	Revised Budget	Variance
Charter School Program (CSP) Planning & Implementation		-			-
Other		-			-
Other		-			-
TOTAL REVENUE FROM FEDERAL SOURCES	-	-	170,602	-	-
LOCAL and OTHER REVENUE					
Contributions and Donations		-			-
Fundraising		-			-
Erate Reimbursement		-			-
Earnings on Investments		-			-
Interest Income		-			-
Food Service (Income from meals)		-	5,658		-
Text Book		-			-
OTHER		-	1,924		-
TOTAL REVENUE FROM LOCAL and OTHER SOURCES	-	-	7,582	-	-
TOTAL REVENUE	-	-	2,687,296	-	-

		Quarter - 1/1 - 3/31		4th Quarter - 4/1 - 6/30		
		Revised Budget	Variance	Original Budget	Revised Budget	Variance
Total Revenue		-	-	2,687,296	-	-
Total Expenses		-	-	2,663,994	-	-
Net Income		-	-	23,302	-	-
Actual Student Enrollment		-	-	649	-	-
EXPENSES						
ADMINISTRATIVE STAFF PERSONNEL COSTS		Avg. No. of Positions				
Executive Management	-		-			-
Instructional Management	1.00		-	38,830		-
Deans, Directors & Coordinators	4.00		-	84,122		-
CFO / Director of Finance	-		-			-
Operation / Business Manager	-		-			-
Administrative Staff	2.75		-	26,211		-
TOTAL ADMINISTRATIVE STAFF	7.75	-	-	149,163	-	-
INSTRUCTIONAL PERSONNEL COSTS						
Teachers - Regular	28.00		-	508,206		-
Teachers - SPED	8.00		-	141,460		-
Substitute Teachers	-		-	15,483		-
Teaching Assistants	-		-			-
Specialty Teachers	14.50		-	131,613		-
Aides	-		-			-
Therapists & Counselors	2.75		-	36,842		-
Other	-		-			-
TOTAL INSTRUCTIONAL	53.25	-	-	833,604	-	-
NON-INSTRUCTIONAL PERSONNEL COSTS						
Nurse	-		-			-
Librarian	-		-			-
Custodian	-		-			-
Security	-		-			-
Other	4.05		-	30,764		-
TOTAL NON-INSTRUCTIONAL	4.05	-	-	30,764	-	-
SUBTOTAL PERSONNEL SERVICE COSTS		-	-	1,013,531	-	-
PAYROLL TAXES AND BENEFITS						
Payroll Taxes			-	79,220		-
Fringe / Employee Benefits			-	126,624		-

Total Revenue		-	-	2,687,296	-	-
Total Expenses		-	-	2,663,994	-	-
Net Income		-	-	23,302	-	-
Actual Student Enrollment		-	-	649	-	-
		Quarter - 1/1 - 3/31			4th Quarter - 4/1 - 6/30	
		Revised Budget	Variance	Original Budget	Revised Budget	Variance
Retirement / Pension			-	<u>17,187</u>		-
TOTAL PAYROLL TAXES AND BENEFITS		-	-	223,031	-	-
TOTAL PERSONNEL SERVICE COSTS		-	-	1,236,562	-	-
CONTRACTED SERVICES						
Accounting / Audit			-	51,790		-
Legal			-	2,808		-
Management Company Fee			-			-
Nurse Services			-			-
Food Service / School Lunch			-			-
Payroll Services			-			-
Special Ed Services			-	8,435		-
Titlement Services (i.e. Title I)			-	12,342		-
Other Purchased / Professional / Consulting			-	<u>131,196</u>		-
TOTAL CONTRACTED SERVICES		-	-	206,571	-	-

Total Revenue	-	-	2,687,296	-	-
Total Expenses	-	-	2,663,994	-	-
Net Income	-	-	23,302	-	-
Actual Student Enrollment	-	-	649	-	-
	Quarter - 1/1 - 3/31		4th Quarter - 4/1 - 6/30		
	Revised Budget	Variance	Original Budget	Revised Budget	Variance
SCHOOL OPERATIONS					
Board Expenses		-			-
Classroom / Teaching Supplies & Materials		-	12,134		-
Special Ed Supplies & Materials		-	815		-
Textbooks / Workbooks		-	(3)		-
Supplies & Materials other		-	3,432		-
Equipment / Furniture		-	27,765		-
Telephone		-	1,337		-
Technology		-	73,877		-
Student Testing & Assessment		-	19,054		-
Field Trips		-	2,052		-
Transportation (student)		-			-
Student Services - other		-			-
Office Expense		-	11,196		-
Staff Development		-	32,227		-
Staff Recruitment		-	33,705		-
Student Recruitment / Marketing		-	65,567		-
School Meals / Lunch		-	112,912		-
Travel (Staff)		-	1,850		-
Fundraising		-			-
Other		-	44,896		-
TOTAL SCHOOL OPERATIONS	-	-	442,816	-	-
FACILITY OPERATION & MAINTENANCE					
Insurance		-	9,746		-
Janitorial		-	32,518		-
Building and Land Rent / Lease / Facility Finance Interest		-	658,108		-
Repairs & Maintenance		-	38,879		-
Equipment / Furniture		-	6,485		-
Security		-	611		-
Utilities		-	31,698		-
TOTAL FACILITY OPERATION & MAINTENANCE	-	-	778,045	-	-
DEPRECIATION & AMORTIZATION		-			-
RESERVES / CONTINGENCY		-			-

Total Revenue	-	-	2,687,296	-	-
Total Expenses	-	-	2,663,994	-	-
Net Income	-	-	23,302	-	-
Actual Student Enrollment	-	-	649	-	-
	Quarter - 1/1 - 3/31		4th Quarter - 4/1 - 6/30		
	Revised		Original	Revised	
	Budget	Variance	Budget	Budget	Variance
TOTAL EXPENSES	-	-	<u>2,663,994</u>	-	-
NET INCOME	-	-	<u>23,302</u>	-	-

	Quarter - 1/1 - 3/31		4th Quarter - 4/1 - 6/30		
	Revised Budget	Variance	Original Budget	Revised Budget	Variance
Total Revenue	-	-	2,687,296	-	-
Total Expenses	-	-	2,663,994	-	-
Net Income	-	-	23,302	-	-
Actual Student Enrollment	-	-	649	-	-
ENROLLMENT - *School Districts Are Linked To Above Entries*					
Number of Districts:	-	-	1	-	-
NYC CHANCELLOR'S OFFICE	-	-	649	-	-
-	-	-	-	-	-
-	-	-	-	-	-
-	-	-	-	-	-
-	-	-	-	-	-
-	-	-	-	-	-
-	-	-	-	-	-
-	-	-	-	-	-
-	-	-	-	-	-
-	-	-	-	-	-
-	-	-	-	-	-
-	-	-	-	-	-
-	-	-	-	-	-
-	-	-	-	-	-
-	-	-	-	-	-
ALL OTHER School Districts: (Weighted Avg)	-	-	-	-	-
TOTAL ENROLLMENT	-	-	649	-	-
REVENUE PER PUPIL	-	-	4,142	-	-
EXPENSES PER PUPIL	-	-	4,106	-	-

BROOKLYN DREAMS CHARTER SCHOOL
Budget / Operating Plan
2017-18

Total Revenue	10,671,548	10,671,548	-	10,671,548	10,671,548
Total Expenses	10,671,548	10,671,548	-	(10,671,548)	(10,671,548)
Net Income	(0)	(0)	-	(0)	(0)
Actual Student Enrollment					
	Total Year			VARIANCE	
	Original Budget	Revised Budget	Variance	Original Budget vs. PY Budget	Revised Budget vs. PY Budget
Charter School Program (CSP) Planning & Implementation	-	-	-	-	-
Other	-	-	-	-	-
Other	-	-	-	-	-
TOTAL REVENUE FROM FEDERAL SOURCES	607,322	607,322	-	607,322	607,322
LOCAL and OTHER REVENUE					
Contributions and Donations	-	-	-	-	-
Fundraising	-	-	-	-	-
Erate Reimbursement	-	-	-	-	-
Earnings on Investments	-	-	-	-	-
Interest Income	-	-	-	-	-
Food Service (Income from meals)	20,081	20,081	-	20,081	20,081
Text Book	-	-	-	-	-
OTHER	<u>7,700</u>	<u>7,700</u>	<u>-</u>	<u>7,700</u>	<u>7,700</u>
TOTAL REVENUE FROM LOCAL and OTHER SOURCES	27,781	27,781	-	27,781	27,781
TOTAL REVENUE	10,671,548	10,671,548	-	10,671,548	10,671,548

DESCRIPTION OF ASSUMPTIONS

BROOKLYN DREAMS CHARTER SCHOOL
Budget / Operating Plan
2017-18

Total Revenue	10,671,548	10,671,548	-	10,671,548	10,671,548
Total Expenses	10,671,548	10,671,548	-	(10,671,548)	(10,671,548)
Net Income	(0)	(0)	-	(0)	(0)
Actual Student Enrollment					
	Total Year			VARIANCE	
	Original Budget	Revised Budget	Variance	Original Budget vs. PY Budget	Revised Budget vs. PY Budget

DESCRIPTION OF ASSUMPTIONS

EXPENSES

ADMINISTRATIVE STAFF PERSONNEL COSTS

Avg. No. of Positions

Executive Management	-	-	-	-	-
Instructional Management	1.00	155,308	155,308	(155,308)	(155,308)
Deans, Directors & Coordinators	4.00	341,288	341,288	(341,288)	(341,288)
CFO / Director of Finance	-	-	-	-	-
Operation / Business Manager	-	-	-	-	-
Administrative Staff	2.75	109,667	109,667	(109,667)	(109,667)
TOTAL ADMINISTRATIVE STAFF	7.75	606,263	606,263	(606,263)	(606,263)

INSTRUCTIONAL PERSONNEL COSTS

Teachers - Regular	28.00	2,002,221	2,002,221	(2,002,221)	(2,002,221)
Teachers - SPED	8.00	565,848	565,848	(565,848)	(565,848)
Substitute Teachers	-	46,226	46,226	(46,226)	(46,226)
Teaching Assistants	-	-	-	-	-
Specialty Teachers	14.50	526,451	526,451	(526,451)	(526,451)
Aides	-	-	-	-	-
Therapists & Counselors	2.75	147,377	147,377	(147,377)	(147,377)
Other	-	-	-	-	-
TOTAL INSTRUCTIONAL	53.25	3,288,123	3,288,123	(3,288,123)	(3,288,123)

school uses contract staff for subbing

includes some part time staff

NON-INSTRUCTIONAL PERSONNEL COSTS

Nurse	-	-	-	-	-
Librarian	-	-	-	-	-
Custodian	-	-	-	-	-
Security	-	-	-	-	-
Other	4.05	118,233	118,233	(118,233)	(118,233)
TOTAL NON-INSTRUCTIONAL	4.05	118,233	118,233	(118,233)	(118,233)

recess aides

SUBTOTAL PERSONNEL SERVICE COSTS

65.05	4,012,619	4,012,619	-	(4,012,619)	(4,012,619)
-------	-----------	-----------	---	-------------	-------------

PAYROLL TAXES AND BENEFITS

Payroll Taxes		335,570	335,570	(335,570)	(335,570)
Fringe / Employee Benefits		504,710	504,710	(504,710)	(504,710)

BROOKLYN DREAMS CHARTER SCHOOL
Budget / Operating Plan
2017-18

	Total Year			VARIANCE	
	Original Budget	Revised Budget	Variance	Original Budget vs. PY Budget	Revised Budget vs. PY Budget
Total Revenue	10,671,548	10,671,548	-	10,671,548	10,671,548
Total Expenses	10,671,548	10,671,548	-	(10,671,548)	(10,671,548)
Net Income	(0)	(0)	-	(0)	(0)
Actual Student Enrollment					
Retirement / Pension	70,327	70,327	-	(70,327)	(70,327)
TOTAL PAYROLL TAXES AND BENEFITS	910,607	910,607	-	(910,607)	(910,607)
TOTAL PERSONNEL SERVICE COSTS	4,923,226	4,923,226	-	(4,923,226)	(4,923,226)
CONTRACTED SERVICES					
Accounting / Audit	203,517	203,517	-	(203,517)	(203,517)
Legal	11,250	11,250	-	(11,250)	(11,250)
Management Company Fee	-	-	-	-	-
Nurse Services	-	-	-	-	-
Food Service / School Lunch	-	-	-	-	-
Payroll Services	-	-	-	-	-
Special Ed Services	33,755	33,755	-	(33,755)	(33,755)
Titlement Services (i.e. Title I)	60,287	60,287	-	(60,287)	(60,287)
Other Purchased / Professional / Consulting	496,108	496,108	-	(496,108)	(496,108)
TOTAL CONTRACTED SERVICES	804,917	804,917	-	(804,917)	(804,917)

65.05

DESCRIPTION OF ASSUMPTIONS

BROOKLYN DREAMS CHARTER SCHOOL
Budget / Operating Plan
2017-18

Total Revenue	10,671,548	10,671,548	-	10,671,548	10,671,548
Total Expenses	10,671,548	10,671,548	-	(10,671,548)	(10,671,548)
Net Income	(0)	(0)	-	(0)	(0)
Actual Student Enrollment					

	Total Year			VARIANCE	
	Original Budget	Revised Budget	Variance	Original Budget vs. PY Budget	Revised Budget vs. PY Budget

DESCRIPTION OF ASSUMPTIONS

SCHOOL OPERATIONS

Board Expenses	35,000	35,000	-	(35,000)	(35,000)
Classroom / Teaching Supplies & Materials	90,567	90,567	-	(90,567)	(90,567)
Special Ed Supplies & Materials	3,300	3,300	-	(3,300)	(3,300)
Textbooks / Workbooks	50,454	50,454	-	(50,454)	(50,454)
Supplies & Materials other	15,415	15,415	-	(15,415)	(15,415)
Equipment / Furniture	111,060	111,060	-	(111,060)	(111,060)
Telephone	5,369	5,369	-	(5,369)	(5,369)
Technology	291,664	291,664	-	(291,664)	(291,664)
Student Testing & Assessment	93,613	93,613	-	(93,613)	(93,613)
Field Trips	8,225	8,225	-	(8,225)	(8,225)
Transportation (student)	-	-	-	-	-
Student Services - other	-	-	-	-	-
Office Expense	42,294	42,294	-	(42,294)	(42,294)
Staff Development	139,946	139,946	-	(139,946)	(139,946)
Staff Recruitment	119,009	119,009	-	(119,009)	(119,009)
Student Recruitment / Marketing	211,147	211,147	-	(211,147)	(211,147)
School Meals / Lunch	380,430	380,430	-	(380,430)	(380,430)
Travel (Staff)	7,415	7,415	-	(7,415)	(7,415)
Fundraising	-	-	-	-	-
Other	194,779	194,779	-	(194,779)	(194,779)
TOTAL SCHOOL OPERATIONS	1,799,687	1,799,687	-	(1,799,687)	(1,799,687)

FACILITY OPERATION & MAINTENANCE

Insurance	38,951	38,951	-	(38,951)	(38,951)
Janitorial	130,078	130,078	-	(130,078)	(130,078)
Building and Land Rent / Lease / Facility Finance Interest	2,632,420	2,632,420	-	(2,632,420)	(2,632,420)
Repairs & Maintenance	185,109	185,109	-	(185,109)	(185,109)
Equipment / Furniture	27,340	27,340	-	(27,340)	(27,340)
Security	3,055	3,055	-	(3,055)	(3,055)
Utilities	126,765	126,765	-	(126,765)	(126,765)
TOTAL FACILITY OPERATION & MAINTENANCE	3,143,718	3,143,718	-	(3,143,718)	(3,143,718)

DEPRECIATION & AMORTIZATION

	-	-	-	-	-
--	---	---	---	---	---

RESERVES / CONTINGENCY

	-	-	-	-	-
--	---	---	---	---	---

BROOKLYN DREAMS CHARTER SCHOOL
Budget / Operating Plan
2017-18

Total Revenue	10,671,548	10,671,548	-	10,671,548	10,671,548
Total Expenses	10,671,548	10,671,548	-	(10,671,548)	(10,671,548)
Net Income	(0)	(0)	-	(0)	(0)
Actual Student Enrollment					
	Total Year			VARIANCE	
	Original Budget	Revised Budget	Variance	Original Budget vs. PY Budget	Revised Budget vs. PY Budget
TOTAL EXPENSES	<u>10,671,548</u>	<u>10,671,548</u>	-	<u>(10,671,548)</u>	<u>(10,671,548)</u>
NET INCOME	<u>(0)</u>	<u>(0)</u>	-	<u>(0)</u>	<u>(0)</u>

DESCRIPTION OF ASSUMPTIONS

**BROOKLYN DREAMS CHARTER SCHOOL
BALANCE SHEET
2017-18**

	<u>Prior Year</u>	Q1	Q2	Q3	Q4
	<u>2016-17</u>	<u>As of 9/30</u>	<u>As of 12/31</u>	<u>As of 3/31</u>	<u>As of 6/30</u>
<u>ASSETS</u>					
CURRENT ASSETS					
Cash and cash equivalents	99,639	-	-	-	-
Grants and contracts receivable	-	-	-	-	-
Accounts receivables	331,358	-	-	-	-
Prepaid Expenses	-	-	-	-	-
Contributions and other receivables	-	-	-	-	-
TOTAL CURRENT ASSETS	430,997	-	-	-	-
PROPERTY, BUILDING AND EQUIPMENT, net	-	-	-	-	-
OTHER ASSETS	-	-	-	-	-
TOTAL ASSETS	430,997	-	-	-	-
<u>LIABILITIES AND NET ASSETS</u>					
CURRENT LIABILITIES					
Accounts payable and accrued expenses	-	-	-	-	-
Accrued payroll and benefits	-	-	-	-	-
Deferred Revenue	131	-	-	-	-
Current maturities of long-term debt	-	-	-	-	-
Short Term Debt - Bonds, Notes Payable	-	-	-	-	-
Other	406,340	-	-	-	-
TOTAL CURRENT LIABILITIES	406,471	-	-	-	-
LONG-TERM DEBT and NOTES PAYABLE, net current maturities	-	-	-	-	-
TOTAL LIABILITIES	406,471	-	-	-	-
NET ASSETS					
Unrestricted	55,350	-	-	-	-
Temporarily restricted	(30,824)	-	-	-	-
TOTAL NET ASSETS	24,526	-	-	-	-
TOTAL LIABILITIES AND NET ASSETS	430,997	-	-	-	-

**BROOKLYN DREAMS CHARTER
Budget / Operating Plan**

2017-18

Total Revenue	- 2,994,062	-	- 2,259,815	-	-
Total Expenses	- 2,065,500	-	- 2,745,062	-	-
Net Income	- 928,562	-	- (485,247)	-	-
Actual Student Enrollment	- 649	-	- 649	-	-

*NOTE: Enrollment, Revenue and Expenditure Data IN the 'Total and Variance Analysis' Section is Based on LAST ACTUAL Quarter Completed	1st Quarter - 7/1 - 9/30			2nd Quarter - 10/1 - 12/31			3rd Quarter
	Actual	Current Budget	Variance	Actual	Current Budget	Variance	Actual

REVENUE							
REVENUES FROM STATE SOURCES							
Per Pupil Revenue	CY Per Pupil Rate						
NYC CHANCELLOR'S OFFICE	14,527		2,356,461	-		2,356,461	-
-	-		-	-		-	-
-	-		-	-		-	-
-	-		-	-		-	-
-	-		-	-		-	-
-	-		-	-		-	-
-	-		-	-		-	-
-	-		-	-		-	-
-	-		-	-		-	-
-	-		-	-		-	-
-	-		-	-		-	-
-	-		-	-		-	-
-	-		-	-		-	-
-	-		-	-		-	-
-	-		-	-		-	-
-	-		-	-		-	-
-	-		-	-		-	-
-	-		-	-		-	-
-	-		-	-		-	-
-	-		-	-		-	-
ALL OTHER School Districts: (Count 0)	-		-	-		-	-
TOTAL Per Pupil Revenue (Weighted Average Per Pupil Funding)	14,527		- 2,356,461	-		- 2,356,461	-
Special Education Revenue			91,590	-		183,180	-
Grants							
Stimulus			-	-		-	-
DYCD (Department of Youth and Community Development)			-	-		-	-
Other			-	-		-	-
NYC DoE Rental Assistance			-	-		-	-
Other			-	-		-	-
TOTAL REVENUE FROM STATE SOURCES			- 2,448,051	-		- 2,539,641	-
REVENUE FROM FEDERAL FUNDING							
IDEA Special Needs			12,262	-		24,520	-
Title I			40,793	-		54,109	-
Title Funding - Other			1,323	-		2,646	-
School Food Service (Free Lunch)			27,667	-		91,172	-
Grants							
Charter School Program (CSP) Planning & Implementation			-	-		-	-
Other			-	-		-	-

**BROOKLYN DREAMS CHARTER
Budget / Operating Plan**

2017-18

Total Revenue	-	2,994,062	-	-	2,259,815	-	-
Total Expenses	-	2,065,500	-	-	2,745,062	-	-
Net Income	-	928,562	-	-	(485,247)	-	-
Actual Student Enrollment	-	649	-	-	649	-	-

	1st Quarter - 7/1 - 9/30			2nd Quarter - 10/1 - 12/31			3rd Quarter
	Actual	Current Budget	Variance	Actual	Current Budget	Variance	Actual
	<p>*NOTE: Enrollment, Revenue and Expenditure Data IN the 'Total and Variance Analysis' Section is Based on LAST ACTUAL Quarter Completed</p>						
Other		-	-		-	-	
TOTAL REVENUE FROM FEDERAL SOURCES	-	82,045	-	-	172,447	-	-
LOCAL and OTHER REVENUE							
Contributions and Donations		-	-		-	-	
Fundraising		-	-		-	-	
Erate Reimbursement		-	-		-	-	
Earnings on Investments		-	-		-	-	
Interest Income		-	-		-	-	
Food Service (Income from meals)		2,332	-		5,895	-	
Text Book		-	-		-	-	
OTHER		461,634	-		(458,168)	-	
TOTAL REVENUE FROM LOCAL and OTHER SOURCES	-	463,966	-	-	(452,273)	-	-
TOTAL REVENUE	-	2,994,062	-	-	2,259,815	-	-

**BROOKLYN DREAMS CHARTER
Budget / Operating Plan**

2017-18

Total Revenue	-	2,994,062	-	-	2,259,815	-	-
Total Expenses	-	2,065,500	-	-	2,745,062	-	-
Net Income	-	928,562	-	-	(485,247)	-	-
Actual Student Enrollment	-	649	-	-	649	-	-

*NOTE: Enrollment, Revenue and Expenditure Data IN the 'Total and Variance Analysis' Section is Based on LAST ACTUAL Quarter Completed	1st Quarter - 7/1 - 9/30			2nd Quarter - 10/1 - 12/31			3rd Quarter
	Actual	Current Budget	Variance	Actual	Current Budget	Variance	Actual

EXPENSES	Quarter 0 No. of Positions							
		Actual	Current Budget	Variance	Actual	Current Budget	Variance	Actual
ADMINISTRATIVE STAFF PERSONNEL COSTS								
Executive Management	-		-	-		-	-	
Instructional Management	-		38,826	-		38,826	-	
Deans, Directors & Coordinators	-		88,397	-		84,651	-	
CFO / Director of Finance	-		-	-		-	-	
Operation / Business Manager	-		-	-		-	-	
Administrative Staff	-		27,211	-		30,034	-	
TOTAL ADMINISTRATIVE STAFF	-		154,434	-		153,511	-	
INSTRUCTIONAL PERSONNEL COSTS								
Teachers - Regular	-		297,303	-		602,106	-	
Teachers - SPED	-		84,878	-		169,755	-	
Substitute Teachers	-		3,953	-		14,830	-	
Teaching Assistants	-		-	-		-	-	
Specialty Teachers	-		78,968	-		157,935	-	
Aides	-		-	-		-	-	
Therapists & Counselors	-		22,107	-		44,214	-	
Other	-		-	-		-	-	
TOTAL INSTRUCTIONAL	-		487,209	-		988,840	-	
NON-INSTRUCTIONAL PERSONNEL COSTS								
Nurse	-		-	-		-	-	
Librarian	-		-	-		-	-	
Custodian	-		-	-		-	-	
Security	-		-	-		-	-	
Other	-		16,568	-		35,184	-	
TOTAL NON-INSTRUCTIONAL	-		16,568	-		35,184	-	
SUBTOTAL PERSONNEL SERVICE COSTS	-		658,211	-		1,177,535	-	
PAYROLL TAXES AND BENEFITS								
Payroll Taxes			57,584	-		89,806	-	
Fringe / Employee Benefits			83,392	-		146,715	-	
Retirement / Pension			16,625	-		18,535	-	
TOTAL PAYROLL TAXES AND BENEFITS			157,601	-		255,056	-	
TOTAL PERSONNEL SERVICE COSTS			815,812	-		1,432,591	-	

**BROOKLYN DREAMS CHARTER
Budget / Operating Plan**

2017-18

Total Revenue	-	2,994,062	-	-	2,259,815	-	-
Total Expenses	-	2,065,500	-	-	2,745,062	-	-
Net Income	-	928,562	-	-	(485,247)	-	-
Actual Student Enrollment	-	649	-	-	649	-	-

*NOTE: Enrollment, Revenue and Expenditure Data IN the 'Total and Variance Analysis' Section is Based on LAST ACTUAL Quarter Completed	1st Quarter - 7/1 - 9/30			2nd Quarter - 10/1 - 12/31			3rd Q
	Actual	Current Budget	Variance	Actual	Current Budget	Variance	Actual
	CONTRACTED SERVICES						
Accounting / Audit		23,872	-		39,814	-	
Legal		2,814	-		2,814	-	
Management Company Fee		-	-		-	-	
Nurse Services		-	-		-	-	
Food Service / School Lunch		-	-		-	-	
Payroll Services		-	-		-	-	
Special Ed Services		5,064	-		10,128	-	
Titlement Services (i.e. Title I)		5,023	-		12,454	-	
Other Purchased / Professional / Consulting		48,971	-		91,677	-	
TOTAL CONTRACTED SERVICES	-	85,744	-	-	156,887	-	-

**BROOKLYN DREAMS CHARTER
Budget / Operating Plan**

2017-18

Total Revenue	-	2,994,062	-	-	2,259,815	-	-
Total Expenses	-	2,065,500	-	-	2,745,062	-	-
Net Income	-	928,562	-	-	(485,247)	-	-
Actual Student Enrollment	-	649	-	-	649	-	-

*NOTE: Enrollment, Revenue and Expenditure Data IN the 'Total and Variance Analysis' Section is Based on LAST ACTUAL Quarter Completed	1st Quarter - 7/1 - 9/30			2nd Quarter - 10/1 - 12/31			3rd Q
	Actual	Current Budget	Variance	Actual	Current Budget	Variance	Actual
	SCHOOL OPERATIONS						
Board Expenses		35,000	-		-	-	
Classroom / Teaching Supplies & Materials		48,607	-		16,421	-	
Special Ed Supplies & Materials		668	-		1,127	-	
Textbooks / Workbooks		32,411	-		17,850	-	
Supplies & Materials other		4,395	-		4,332	-	
Equipment / Furniture		27,765	-		27,765	-	
Telephone		1,674	-		1,179	-	
Technology		38,448	-		59,268	-	
Student Testing & Assessment		16,027	-		19,441	-	
Field Trips		1,235	-		2,469	-	
Transportation (student)		-	-		-	-	
Student Services - other		-	-		-	-	
Office Expense		6,861	-		11,831	-	
Staff Development		37,598	-		27,892	-	
Staff Recruitment		12,171	-		21,669	-	
Student Recruitment / Marketing		44,921	-		26,558	-	
School Meals / Lunch		43,837	-		109,159	-	
Travel (Staff)		1,713	-		1,926	-	
Fundraising		-	-		-	-	
Other		19,508	-		35,529	-	
TOTAL SCHOOL OPERATIONS	-	372,839	-	-	384,416	-	-
FACILITY OPERATION & MAINTENANCE							
Insurance		9,735	-		9,735	-	
Janitorial		32,520	-		32,520	-	
Building and Land Rent / Lease / Facility Finance Interest		658,104	-		658,104	-	
Repairs & Maintenance		51,912	-		34,055	-	
Equipment / Furniture		8,232	-		6,712	-	
Security		992	-		882	-	
Utilities		29,610	-		29,160	-	
TOTAL FACILITY OPERATION & MAINTENANCE	-	791,105	-	-	771,168	-	-
DEPRECIATION & AMORTIZATION		-	-		-	-	
RESERVES / CONTINGENCY		-	-		-	-	
TOTAL EXPENSES	-	2,065,500	-	-	2,745,062	-	-

**BROOKLYN DREAMS CHARTER
Budget / Operating Plan**

2017-18

Total Revenue	-	2,994,062	-	-	2,259,815	-	-			
Total Expenses	-	2,065,500	-	-	2,745,062	-	-			
Net Income	-	928,562	-	-	(485,247)	-	-			
Actual Student Enrollment	-	649	-	-	649	-	-			
				1st Quarter - 7/1 - 9/30	2nd Quarter - 10/1 - 12/31			3rd Quarter		
*NOTE: Enrollment, Revenue and Expenditure Data IN the 'Total and Variance Analysis' Section is Based on LAST ACTUAL Quarter Completed				Actual	Current Budget	Variance	Actual	Current Budget	Variance	Actual
NET INCOME				-	<u>928,562</u>	-	-	<u>(485,247)</u>	-	-

2017-18

Total Revenue	-	2,994,062	-	-	2,259,815	-	-
Total Expenses	-	2,065,500	-	-	2,745,062	-	-
Net Income	-	928,562	-	-	(485,247)	-	-
Actual Student Enrollment	-	649	-	-	649	-	-

3rd C

1st Quarter - 7/1 - 9/30

2nd Quarter - 10/1 - 12/31

3rd C

*NOTE: Enrollment, Revenue and Expenditure Data IN the 'Total and Variance Analysis' Section is Based on LAST ACTUAL Quarter Completed

	Actual	Current Budget	Variance	Actual	Current Budget	Variance	Actual
ENROLLMENT - *School Districts Are Linked To Above Entries*							
NYC CHANCELLOR'S OFFICE	-	649	-	-	649	-	-
-	-	-	-	-	-	-	-
-	-	-	-	-	-	-	-
-	-	-	-	-	-	-	-
-	-	-	-	-	-	-	-
-	-	-	-	-	-	-	-
-	-	-	-	-	-	-	-
-	-	-	-	-	-	-	-
-	-	-	-	-	-	-	-
-	-	-	-	-	-	-	-
-	-	-	-	-	-	-	-
-	-	-	-	-	-	-	-
-	-	-	-	-	-	-	-
-	-	-	-	-	-	-	-
-	-	-	-	-	-	-	-
-	-	-	-	-	-	-	-
-	-	-	-	-	-	-	-
ALL OTHER School Districts: (Count 0)	-	-	-	-	-	-	-
TOTAL ENROLLMENT	-	649	-	-	649	-	-
REVENUE PER PUPIL	-	4,614	-	-	3,483	-	-
EXPENSES PER PUPIL	-	3,183	-	-	4,231	-	-

**R SCHOOL
n**

Total Revenue	2,730,375	-	-	2,687,296	-
Total Expenses	3,196,993	-	-	2,663,994	-
Net Income	(466,618)	-	-	23,302	-
Actual Student Enrollment	649	-	-	649	-

<p>*NOTE: Enrollment, Revenue and Expenditure Data IN the 'Total and Variance Analysis' Section is Based on LAST ACTUAL Quarter Completed</p>	Quarter - 1/1 - 3/31		4th Quarter - 4/1 - 6/30		
	Current Budget	Variance	Actual	Current Budget	Variance

REVENUE

REVENUES FROM STATE SOURCES

Per Pupil Revenue

CY Per Pupil Rate

NYC CHANCELLOR'S OFFICE

14,527

-

-

-

-

-

-

-

-

-

-

-

-

-

-

-

-

-

-

-

-

-

-

-

-

-

-

-

-

-

-

-

-

-

-

-

-

-

-

-

-

-

-

-

-

-

-

-

-

-

-

-

-

-

-

-

-

-

-

-

-

-

-

-

-

-

-

-

-

-

-

-

-

-

-

-

-

-

-

-

-

-

-

-

-

-

-

-

-

-

-

-

-

-

-

-

-

-

-

-

-

-

-

-

-

-

-

-

-

-

-

-

-

-

-

-

-

-

-

-

-

-

-

-

-

-

-

-

-

-

-

-

-

-

-

-

-

-

-

-

-

-

-

-

-

-

-

-

-

-

-

-

-

-

-

-

-

-

-

-

-

-

-

-

-

-

-

-

-

-

-

-

-

-

-

-

-

-

-

-

-

-

-

-

-

-

-

-

-

-

-

-

-

-

-

-

-

-

-

-

-

-

-

-

-

-

-

-

-

-

-

-

-

-

-

-

-

-

-

-

-

-

-

-

-

-

-

-

-

-

-

-

-

-

-

-

-

-

-

-

-

-

-

-

-

-

-

-

-

-

-

-

-

-

-

-

-

-

-

-

-

-

-

-

-

-

-

-

-

-

-

-

-

-

-

-

-

-

-

-

-

-

-

-

-

-

-

-

-

-

-

-

-

-

-

-

-

-

-

-

**R SCHOOL
n**

Total Revenue	2,730,375	-	-	2,687,296	-
Total Expenses	3,196,993	-	-	2,663,994	-
Net Income	(466,618)	-	-	23,302	-
Actual Student Enrollment	649	-	-	649	-
	Quarter - 1/1 - 3/31		4th Quarter - 4/1 - 6/30		
*NOTE: Enrollment, Revenue and Expenditure Data IN the 'Total and Variance Analysis' Section is Based on LAST ACTUAL Quarter Completed					
	Current Budget	Variance	Actual	Current Budget	Variance
Other	-	-		-	-
TOTAL REVENUE FROM FEDERAL SOURCES	182,228	-	-	170,602	-
LOCAL and OTHER REVENUE					
Contributions and Donations	-	-		-	-
Fundraising	-	-		-	-
Erate Reimbursement	-	-		-	-
Earnings on Investments	-	-		-	-
Interest Income	-	-		-	-
Food Service (Income from meals)	6,196	-		5,658	-
Text Book	-	-		-	-
OTHER	<u>2,310</u>	-		<u>1,924</u>	-
TOTAL REVENUE FROM LOCAL and OTHER SOURCES	8,506	-	-	7,582	-
TOTAL REVENUE	<u>2,730,375</u>	-	-	<u>2,687,296</u>	-

**R SCHOOL
n**

Total Revenue	2,730,375	-	-	2,687,296	-
Total Expenses	3,196,993	-	-	2,663,994	-
Net Income	(466,618)	-	-	23,302	-
Actual Student Enrollment	649	-	-	649	-

*NOTE: Enrollment, Revenue and Expenditure Data IN the 'Total and Variance Analysis' Section is Based on LAST ACTUAL Quarter Completed	Quarter - 1/1 - 3/31		4th Quarter - 4/1 - 6/30		
	Current Budget	Variance	Actual	Current Budget	Variance

EXPENSES	Quarter 0				
	No. of Positions				
ADMINISTRATIVE STAFF PERSONNEL COSTS					
Executive Management	-	-		-	-
Instructional Management	-	38,826	-	38,830	-
Deans, Directors & Coordinators	-	84,118	-	84,122	-
CFO / Director of Finance	-	-	-	-	-
Operation / Business Manager	-	-	-	-	-
Administrative Staff	-	26,211	-	26,211	-
TOTAL ADMINISTRATIVE STAFF	-	149,155	-	149,163	-
INSTRUCTIONAL PERSONNEL COSTS					
Teachers - Regular	-	594,606	-	508,206	-
Teachers - SPED	-	169,755	-	141,460	-
Substitute Teachers	-	11,960	-	15,483	-
Teaching Assistants	-	-	-	-	-
Specialty Teachers	-	157,935	-	131,613	-
Aides	-	-	-	-	-
Therapists & Counselors	-	44,214	-	36,842	-
Other	-	-	-	-	-
TOTAL INSTRUCTIONAL	-	978,470	-	833,604	-
NON-INSTRUCTIONAL PERSONNEL COSTS					
Nurse	-	-	-	-	-
Librarian	-	-	-	-	-
Custodian	-	-	-	-	-
Security	-	-	-	-	-
Other	-	35,717	-	30,764	-
TOTAL NON-INSTRUCTIONAL	-	35,717	-	30,764	-
SUBTOTAL PERSONNEL SERVICE COSTS	-	1,163,342	-	1,013,531	-
PAYROLL TAXES AND BENEFITS					
Payroll Taxes		108,960	-	79,220	-
Fringe / Employee Benefits		147,979	-	126,624	-
Retirement / Pension		17,980	-	17,187	-
TOTAL PAYROLL TAXES AND BENEFITS		274,919	-	223,031	-
TOTAL PERSONNEL SERVICE COSTS	-	1,438,261	-	1,236,562	-

R SCHOOL					
n					
Total Revenue	2,730,375	-	-	2,687,296	-
Total Expenses	3,196,993	-	-	2,663,994	-
Net Income	(466,618)	-	-	23,302	-
Actual Student Enrollment	649	-	-	649	-
		Quarter - 1/1 - 3/31	4th Quarter - 4/1 - 6/30		
*NOTE: Enrollment, Revenue and Expenditure Data IN the 'Total and Variance Analysis' Section is Based on LAST ACTUAL Quarter Completed		R SCHOOL			
		n	Current Budget	Variance	Actual
CONTRACTED SERVICES					
Accounting / Audit	88,041	-		51,790	-
Legal	2,814	-		2,808	-
Management Company Fee	-	-		-	-
Nurse Services	-	-		-	-
Food Service / School Lunch	-	-		-	-
Payroll Services	-	-		-	-
Special Ed Services	10,128	-		8,435	-
Titlement Services (i.e. Title I)	30,468	-		12,342	-
Other Purchased / Professional / Consulting	<u>224,264</u>	-		<u>131,196</u>	-
TOTAL CONTRACTED SERVICES	<u>355,715</u>	-	-	<u>206,571</u>	-

**R SCHOOL
n**

Total Revenue	2,730,375	-	-	2,687,296	-
Total Expenses	3,196,993	-	-	2,663,994	-
Net Income	(466,618)	-	-	23,302	-
Actual Student Enrollment	649	-	-	649	-

*NOTE: Enrollment, Revenue and Expenditure Data IN the 'Total and Variance Analysis' Section is Based on LAST ACTUAL Quarter Completed	Quarter - 1/1 - 3/31		4th Quarter - 4/1 - 6/30		
	Current Budget	Variance	Actual	Current Budget	Variance

SCHOOL OPERATIONS					
Board Expenses	-	-		-	-
Classroom / Teaching Supplies & Materials	13,405	-		12,134	-
Special Ed Supplies & Materials	690	-		815	-
Textbooks / Workbooks	196	-		(3)	-
Supplies & Materials other	3,256	-		3,432	-
Equipment / Furniture	27,765	-		27,765	-
Telephone	1,179	-		1,337	-
Technology	120,071	-		73,877	-
Student Testing & Assessment	39,091	-		19,054	-
Field Trips	2,469	-		2,052	-
Transportation (student)	-	-		-	-
Student Services - other	-	-		-	-
Office Expense	12,406	-		11,196	-
Staff Development	42,229	-		32,227	-
Staff Recruitment	51,464	-		33,705	-
Student Recruitment / Marketing	74,101	-		65,567	-
School Meals / Lunch	114,522	-		112,912	-
Travel (Staff)	1,926	-		1,850	-
Fundraising	-	-		-	-
Other	94,846	-		44,896	-
TOTAL SCHOOL OPERATIONS	599,616	-	-	442,816	-
FACILITY OPERATION & MAINTENANCE					
Insurance	9,735	-		9,746	-
Janitorial	32,520	-		32,518	-
Building and Land Rent / Lease / Facility Finance Interest	658,104	-		658,108	-
Repairs & Maintenance	60,263	-		38,879	-
Equipment / Furniture	5,911	-		6,485	-
Security	570	-		611	-
Utilities	36,298	-		31,698	-
TOTAL FACILITY OPERATION & MAINTENANCE	803,401	-	-	778,045	-
DEPRECIATION & AMORTIZATION	-	-		-	-
RESERVES / CONTINGENCY	-	-		-	-
TOTAL EXPENSES	3,196,993	-	-	2,663,994	-

R SCHOOL					
R SCHOOL					
n					
Total Revenue	2,730,375	-	-	2,687,296	-
Total Expenses	3,196,993	-	-	2,663,994	-
Net Income	(466,618)	-	-	23,302	-
Actual Student Enrollment	649	-	-	649	-
*NOTE: Enrollment, Revenue and Expenditure Data IN the 'Total and Variance Analysis' Section is Based on LAST ACTUAL Quarter Completed		Quarter - 1/1 - 3/31		4th Quarter - 4/1 - 6/30	
		Quarter - 1/1 - 3/31			
		Current Budget	Variance	Actual	Current Budget
NET INCOME	(466,618)	-	-	23,302	-

SCHOOL					
n					
Total Revenue	2,730,375	-	-	2,687,296	-
Total Expenses	3,196,993	-	-	2,663,994	-
Net Income	(466,618)	-	-	23,302	-
Actual Student Enrollment	649	-	-	649	-
		Quarter - 1/1 - 3/31			
		Quarter - 1/1 - 3/31		4th Quarter - 4/1 - 6/30	
*NOTE: Enrollment, Revenue and Expenditure Data IN the 'Total and Variance Analysis' Section is Based on LAST ACTUAL Quarter Completed					
		Current Budget	Variance	Actual	Current Budget
ENROLLMENT - *School Districts Are Linked To Above Entries*					
NYC CHANCELLOR'S OFFICE	649	-	-	649	-
-	-	-	-	-	-
-	-	-	-	-	-
-	-	-	-	-	-
-	-	-	-	-	-
-	-	-	-	-	-
-	-	-	-	-	-
-	-	-	-	-	-
-	-	-	-	-	-
-	-	-	-	-	-
-	-	-	-	-	-
-	-	-	-	-	-
-	-	-	-	-	-
-	-	-	-	-	-
-	-	-	-	-	-
ALL OTHER School Districts: (Count 0)	-	-	-	-	-
TOTAL ENROLLMENT	649	-	-	649	-
REVENUE PER PUPIL	4,208	-	-	4,142	-
EXPENSES PER PUPIL	4,927	-	-	4,106	-

**BROOKLYN DREAMS CHARTER SCHOOL
Budget / Operating Plan**

2017-18

Total Revenue	-	-	-	10,671,548	(10,671,548)	-	-	10,671,548
Total Expenses	-	-	-	10,671,548	10,671,548	-	-	10,671,548
Net Income	-	-	-	(0)	0	-	-	-
Actual Student Enrollment	-	-	-	-	-	-	-	-

*NOTE: Enrollment, Revenue and Expenditure Data IN the 'Total and Variance Analysis' Section is Based on LAST ACTUAL Quarter Completed

TOTALS AND VARIANCE ANALYSIS

	Actual	Current Budget (Current Quarter)	Actual vs. Current Budget	Current Budget - TY	Actual vs. Current Budget TY	Original Budget (Current Quarter)	Actual vs. Original Budget	Original Budget -
Other	-	-	-	-	-	-	-	-
TOTAL REVENUE FROM FEDERAL SOURCES	-	-	-	607,322	(607,322)	-	-	607,322
LOCAL and OTHER REVENUE								
Contributions and Donations	-	-	-	-	-	-	-	-
Fundraising	-	-	-	-	-	-	-	-
Erate Reimbursement	-	-	-	-	-	-	-	-
Earnings on Investments	-	-	-	-	-	-	-	-
Interest Income	-	-	-	-	-	-	-	-
Food Service (Income from meals)	-	-	-	20,081	(20,081)	-	-	20,081
Text Book	-	-	-	-	-	-	-	-
OTHER	-	-	-	7,700	(7,700)	-	-	7,700
TOTAL REVENUE FROM LOCAL and OTHER SOURCES	-	-	-	27,781	(27,781)	-	-	27,781
TOTAL REVENUE	-	-	-	10,671,548	(10,671,548)	-	-	10,671,548

BROOKLYN DREAMS CHARTER SCHOOL
Budget / Operating Plan

2017-18

Total Revenue	-	-	-	10,671,548	(10,671,548)	-	-	10,671,548
Total Expenses	-	-	-	10,671,548	10,671,548	-	-	10,671,548
Net Income	-	-	-	(0)	0	-	-	-
Actual Student Enrollment	-	-	-	-	-	-	-	-

*NOTE: Enrollment, Revenue and Expenditure Data IN the 'Total and Variance Analysis' Section is Based on LAST ACTUAL Quarter Completed

TOTALS AND VARIANCE ANALYSIS

Actual	Current Budget (Current Quarter)	Actual vs. Current Budget	Current Budget - TY	Actual vs. Current Budget TY	Original Budget (Current Quarter)	Actual vs. Original Budget	Original Budget -
--------	----------------------------------	---------------------------	---------------------	------------------------------	-----------------------------------	----------------------------	-------------------

EXPENSES	Quarter 0 No. of Positions	Actual	Current Budget (Current Quarter)	Actual vs. Current Budget	Current Budget - TY	Actual vs. Current Budget TY	Original Budget (Current Quarter)	Actual vs. Original Budget	Original Budget -
ADMINISTRATIVE STAFF PERSONNEL COSTS									
Executive Management	-	-	-	-	-	-	-	-	-
Instructional Management	-	-	-	155,308	155,308	-	-	-	155,308
Deans, Directors & Coordinators	-	-	-	341,288	341,288	-	-	-	341,288
CFO / Director of Finance	-	-	-	-	-	-	-	-	-
Operation / Business Manager	-	-	-	-	-	-	-	-	-
Administrative Staff	-	-	-	109,667	109,667	-	-	-	109,667
TOTAL ADMINISTRATIVE STAFF	-	-	-	606,263	606,263	-	-	-	606,263
INSTRUCTIONAL PERSONNEL COSTS									
Teachers - Regular	-	-	-	2,002,221	2,002,221	-	-	-	2,002,221
Teachers - SPED	-	-	-	565,848	565,848	-	-	-	565,848
Substitute Teachers	-	-	-	46,226	46,226	-	-	-	46,226
Teaching Assistants	-	-	-	-	-	-	-	-	-
Specialty Teachers	-	-	-	526,451	526,451	-	-	-	526,451
Aides	-	-	-	-	-	-	-	-	-
Therapists & Counselors	-	-	-	147,377	147,377	-	-	-	147,377
Other	-	-	-	-	-	-	-	-	-
TOTAL INSTRUCTIONAL	-	-	-	3,288,123	3,288,123	-	-	-	3,288,123
NON-INSTRUCTIONAL PERSONNEL COSTS									
Nurse	-	-	-	-	-	-	-	-	-
Librarian	-	-	-	-	-	-	-	-	-
Custodian	-	-	-	-	-	-	-	-	-
Security	-	-	-	-	-	-	-	-	-
Other	-	-	-	118,233	118,233	-	-	-	118,233
TOTAL NON-INSTRUCTIONAL	-	-	-	118,233	118,233	-	-	-	118,233
SUBTOTAL PERSONNEL SERVICE COSTS	-	-	-	4,012,619	4,012,619	-	-	-	4,012,619
PAYROLL TAXES AND BENEFITS									
Payroll Taxes	-	-	-	335,570	335,570	-	-	-	335,570
Fringe / Employee Benefits	-	-	-	504,710	504,710	-	-	-	504,710
Retirement / Pension	-	-	-	70,327	70,327	-	-	-	70,327
TOTAL PAYROLL TAXES AND BENEFITS	-	-	-	910,607	910,607	-	-	-	910,607
TOTAL PERSONNEL SERVICE COSTS	-	-	-	4,923,226	4,923,226	-	-	-	4,923,226

BROOKLYN DREAMS CHARTER SCHOOL
Budget / Operating Plan

2017-18

Total Revenue	-	-	-	10,671,548	(10,671,548)	-	-	10,671,548
Total Expenses	-	-	-	10,671,548	10,671,548	-	-	10,671,548
Net Income	-	-	-	(0)	0	-	-	-
Actual Student Enrollment	-	-	-	-	-	-	-	-

TOTALS AND VARIANCE ANALYSIS

*NOTE: Enrollment, Revenue and Expenditure Data IN the 'Total and Variance Analysis' Section is Based on LAST ACTUAL Quarter Completed

	Actual	Current Budget (Current Quarter)	Actual vs. Current Budget	Current Budget - TY	Actual vs. Current Budget TY	Original Budget (Current Quarter)	Actual vs. Original Budget	Original Budget -
CONTRACTED SERVICES								
Accounting / Audit	-	-	-	203,517	203,517	-	-	203,517
Legal	-	-	-	11,250	11,250	-	-	11,250
Management Company Fee	-	-	-	-	-	-	-	-
Nurse Services	-	-	-	-	-	-	-	-
Food Service / School Lunch	-	-	-	-	-	-	-	-
Payroll Services	-	-	-	-	-	-	-	-
Special Ed Services	-	-	-	33,755	33,755	-	-	33,755
Titlement Services (i.e. Title I)	-	-	-	60,287	60,287	-	-	60,287
Other Purchased / Professional / Consulting	-	-	-	496,108	496,108	-	-	496,108
TOTAL CONTRACTED SERVICES	-	-	-	804,917	804,917	-	-	804,917

BROOKLYN DREAMS CHARTER SCHOOL
Budget / Operating Plan

2017-18

Total Revenue	-	-	-	10,671,548	(10,671,548)	-	-	10,671,548
Total Expenses	-	-	-	10,671,548	10,671,548	-	-	10,671,548
Net Income	-	-	-	(0)	0	-	-	(0)
Actual Student Enrollment	-	-	-	-	-	-	-	-

*NOTE: Enrollment, Revenue and Expenditure Data IN the 'Total and Variance Analysis' Section is Based on LAST ACTUAL Quarter Completed

TOTALS AND VARIANCE ANALYSIS

	Actual	Current Budget (Current Quarter)	Actual vs. Current Budget	Current Budget - TY	Actual vs. Current Budget TY	Original Budget (Current Quarter)	Actual vs. Original Budget	Original Budget - TY
SCHOOL OPERATIONS								
Board Expenses	-	-	-	35,000	35,000	-	-	35,000
Classroom / Teaching Supplies & Materials	-	-	-	90,567	90,567	-	-	90,567
Special Ed Supplies & Materials	-	-	-	3,300	3,300	-	-	3,300
Textbooks / Workbooks	-	-	-	50,454	50,454	-	-	50,454
Supplies & Materials other	-	-	-	15,415	15,415	-	-	15,415
Equipment / Furniture	-	-	-	111,060	111,060	-	-	111,060
Telephone	-	-	-	5,369	5,369	-	-	5,369
Technology	-	-	-	291,664	291,664	-	-	291,664
Student Testing & Assessment	-	-	-	93,613	93,613	-	-	93,613
Field Trips	-	-	-	8,225	8,225	-	-	8,225
Transportation (student)	-	-	-	-	-	-	-	-
Student Services - other	-	-	-	-	-	-	-	-
Office Expense	-	-	-	42,294	42,294	-	-	42,294
Staff Development	-	-	-	139,946	139,946	-	-	139,946
Staff Recruitment	-	-	-	119,009	119,009	-	-	119,009
Student Recruitment / Marketing	-	-	-	211,147	211,147	-	-	211,147
School Meals / Lunch	-	-	-	380,430	380,430	-	-	380,430
Travel (Staff)	-	-	-	7,415	7,415	-	-	7,415
Fundraising	-	-	-	-	-	-	-	-
Other	-	-	-	194,779	194,779	-	-	194,779
TOTAL SCHOOL OPERATIONS	-	-	-	1,799,687	1,799,687	-	-	1,799,687
FACILITY OPERATION & MAINTENANCE								
Insurance	-	-	-	38,951	38,951	-	-	38,951
Janitorial	-	-	-	130,078	130,078	-	-	130,078
Building and Land Rent / Lease / Facility Finance Interest	-	-	-	2,632,420	2,632,420	-	-	2,632,420
Repairs & Maintenance	-	-	-	185,109	185,109	-	-	185,109
Equipment / Furniture	-	-	-	27,340	27,340	-	-	27,340
Security	-	-	-	3,055	3,055	-	-	3,055
Utilities	-	-	-	126,765	126,765	-	-	126,765
TOTAL FACILITY OPERATION & MAINTENANCE	-	-	-	3,143,718	3,143,718	-	-	3,143,718
DEPRECIATION & AMORTIZATION	-	-	-	-	-	-	-	-
RESERVES / CONTINGENCY	-	-	-	-	-	-	-	-
TOTAL EXPENSES	-	-	-	10,671,548	10,671,548	-	-	10,671,548

**BROOKLYN DREAMS CHARTER SCHOOL
Budget / Operating Plan**

2017-18

Total Revenue	-	-	-	10,671,548	(10,671,548)	-	-	10,671,548
Total Expenses	-	-	-	10,671,548	10,671,548	-	-	10,671,548
Net Income	-	-	-	(0)	0	-	-	-
Actual Student Enrollment	-	-	-			-	-	

TOTALS AND VARIANCE ANALYSIS

*NOTE: Enrollment, Revenue and Expenditure Data IN the 'Total and Variance Analysis' Section is Based on LAST ACTUAL Quarter Completed		Current Budget	Actual vs. Current Budget	Current Budget - TY	Actual vs. Current Budget TY	Original Budget (Current Quarter)	Actual vs. Original Budget	Original Budget -
	Actual	(Current Quarter)	Current Budget					
NET INCOME	-	-	-	(0)	0	-	-	

BROOKLYN DREAMS CHARTER SCHOOL
Budget / Operating Plan
2017-18

Total Revenue	-	-	-	10,671,548	(10,671,548)	-	-	10,671,548
Total Expenses	-	-	-	10,671,548	10,671,548	-	-	10,671,548
Net Income	-	-	-	(0)	0	-	-	-
Actual Student Enrollment	-	-	-			-	-	

TOTALS AND VARIANCE ANALYSIS

*NOTE: Enrollment, Revenue and Expenditure Data IN the 'Total and Variance Analysis' Section is Based on LAST ACTUAL Quarter Completed	TOTALS AND VARIANCE ANALYSIS							
	Actual	Current Budget (Current Quarter)	Actual vs. Current Budget	Current Budget - TY	Actual vs. Current Budget TY	Original Budget (Current Quarter)	Actual vs. Original Budget	Original Budget -

ENROLLMENT - *School Districts Are Linked To Above Entries*	* Enrollment Data Based on Last Actual Quarter Completed							
NYC CHANCELLOR'S OFFICE	-	-	-			-	-	
-	-	-	-			-	-	
-	-	-	-			-	-	
-	-	-	-			-	-	
-	-	-	-			-	-	
-	-	-	-			-	-	
-	-	-	-			-	-	
-	-	-	-			-	-	
-	-	-	-			-	-	
-	-	-	-			-	-	
-	-	-	-			-	-	
-	-	-	-			-	-	
-	-	-	-			-	-	
-	-	-	-			-	-	
-	-	-	-			-	-	
ALL OTHER School Districts: (Count 0)	-	-	-			-	-	
TOTAL ENROLLMENT	-	-	-			-	-	
REVENUE PER PUPIL	-	-	-			-	-	
EXPENSES PER PUPIL	-	-	-			-	-	

Total Revenue	(10,671,548)	-	-
Total Expenses	10,671,548	-	-
Net Income	0	-	-
Actual Student Enrollment		-	-
<p>*NOTE: Enrollment, Revenue and Expenditure Data IN the 'Total and Variance Analysis' Section is Based on LAST ACTUAL Quarter Completed</p>			
	Actual vs. Original Budget TY	PY Actual (PY TY / No. of COMPLETED Actual CY	Actual CY vs. Actual PY
REVENUE			
REVENUES FROM STATE SOURCES			
Per Pupil Revenue	CY Per Pupil Rate		
NYC CHANCELLOR'S OFFICE	14,527	(9,425,844)	-
-	-	-	-
-	-	-	-
-	-	-	-
-	-	-	-
-	-	-	-
-	-	-	-
-	-	-	-
-	-	-	-
-	-	-	-
-	-	-	-
-	-	-	-
-	-	-	-
-	-	-	-
-	-	-	-
ALL OTHER School Districts: (Count 0)	-	-	-
TOTAL Per Pupil Revenue (Weighted Average Per Pupil Funding)	14,527	(9,425,844)	-
Special Education Revenue		(610,601)	-
Grants			
Stimulus		-	-
DYCD (Department of Youth and Community Development)		-	-
Other		-	-
NYC DoE Rental Assistance		-	-
Other		-	-
TOTAL REVENUE FROM STATE SOURCES		(10,036,445)	-
REVENUE FROM FEDERAL FUNDING			
IDEA Special Needs		(82,087)	-
Title I		(199,213)	-
Title Funding - Other		(8,820)	-
School Food Service (Free Lunch)		(317,202)	-
Grants			
Charter School Program (CSP) Planning & Implementation		-	-
Other		-	-



Total Revenue	(10,671,548)	-	-
Total Expenses	10,671,548	-	-
Net Income	0	-	-
Actual Student Enrollment		-	-
<p>*NOTE: Enrollment, Revenue and Expenditure Data IN the 'Total and Variance Analysis' Section is Based on LAST ACTUAL Quarter Completed</p>			
	Actual vs. Original Budget TY	PY Actual (PY TY / No. of COMPLETED Actual CY	Actual CY vs. Actual PY
Other	-	-	-
TOTAL REVENUE FROM FEDERAL SOURCES	(607,322)	-	-
LOCAL and OTHER REVENUE			
Contributions and Donations	-	-	-
Fundraising	-	-	-
Erate Reimbursement	-	-	-
Earnings on Investments	-	-	-
Interest Income	-	-	-
Food Service (Income from meals)	(20,081)	-	-
Text Book	-	-	-
OTHER	(7,700)	-	-
TOTAL REVENUE FROM LOCAL and OTHER SOURCES	(27,781)	-	-
TOTAL REVENUE	(10,671,548)	-	-

Total Revenue	(10,671,548)	-	-
Total Expenses	10,671,548	-	-
Net Income	0	-	-
Actual Student Enrollment		-	-

*NOTE: Enrollment, Revenue and Expenditure Data IN the 'Total and Variance Analysis' Section is Based on LAST ACTUAL Quarter Completed	Actual vs. Original Budget TY	PY Actual (PY TY / No. of COMPLETED Actual CY	Actual CY vs. Actual PY
--	-------------------------------	---	-------------------------

EXPENSES	Quarter 0 No. of Positions			
ADMINISTRATIVE STAFF PERSONNEL COSTS				
Executive Management	-	-	-	-
Instructional Management	-	155,308	-	-
Deans, Directors & Coordinators	-	341,288	-	-
CFO / Director of Finance	-	-	-	-
Operation / Business Manager	-	-	-	-
Administrative Staff	-	109,667	-	-
TOTAL ADMINISTRATIVE STAFF	-	606,263	-	-
INSTRUCTIONAL PERSONNEL COSTS				
Teachers - Regular	-	2,002,221	-	-
Teachers - SPED	-	565,848	-	-
Substitute Teachers	-	46,226	-	-
Teaching Assistants	-	-	-	-
Specialty Teachers	-	526,451	-	-
Aides	-	-	-	-
Therapists & Counselors	-	147,377	-	-
Other	-	-	-	-
TOTAL INSTRUCTIONAL	-	3,288,123	-	-
NON-INSTRUCTIONAL PERSONNEL COSTS				
Nurse	-	-	-	-
Librarian	-	-	-	-
Custodian	-	-	-	-
Security	-	-	-	-
Other	-	118,233	-	-
TOTAL NON-INSTRUCTIONAL	-	118,233	-	-
SUBTOTAL PERSONNEL SERVICE COSTS	-	4,012,619	-	-
PAYROLL TAXES AND BENEFITS				
Payroll Taxes		335,570	-	-
Fringe / Employee Benefits		504,710	-	-
Retirement / Pension		70,327	-	-
TOTAL PAYROLL TAXES AND BENEFITS		910,607	-	-
TOTAL PERSONNEL SERVICE COSTS	-	4,923,226	-	-

--

Total Revenue	(10,671,548)	-	-
Total Expenses	10,671,548	-	-
Net Income	0	-	-
Actual Student Enrollment		-	
*NOTE: Enrollment, Revenue and Expenditure Data IN the 'Total and Variance Analysis' Section is Based on LAST ACTUAL Quarter Completed			
	Actual vs. Original Budget TY	PY Actual (PY TY / No. of COMPLETED Actual CY	Actual CY vs. Actual PY
CONTRACTED SERVICES			
Accounting / Audit	203,517	-	-
Legal	11,250	-	-
Management Company Fee	-	-	-
Nurse Services	-	-	-
Food Service / School Lunch	-	-	-
Payroll Services	-	-	-
Special Ed Services	33,755	-	-
Titlement Services (i.e. Title I)	60,287	-	-
Other Purchased / Professional / Consulting	496,108	-	-
TOTAL CONTRACTED SERVICES	804,917	-	-

Total Revenue	(10,671,548)	-	-
Total Expenses	10,671,548	-	-
Net Income	0	-	-
Actual Student Enrollment		-	-
<p>*NOTE: Enrollment, Revenue and Expenditure Data IN the 'Total and Variance Analysis' Section is Based on LAST ACTUAL Quarter Completed</p>			
	Actual vs. Original Budget TY	PY Actual (PY TY / No. of COMPLETED Actual CY	Actual CY vs. Actual PY
SCHOOL OPERATIONS			
Board Expenses	35,000	-	-
Classroom / Teaching Supplies & Materials	90,567	-	-
Special Ed Supplies & Materials	3,300	-	-
Textbooks / Workbooks	50,454	-	-
Supplies & Materials other	15,415	-	-
Equipment / Furniture	111,060	-	-
Telephone	5,369	-	-
Technology	291,664	-	-
Student Testing & Assessment	93,613	-	-
Field Trips	8,225	-	-
Transportation (student)	-	-	-
Student Services - other	-	-	-
Office Expense	42,294	-	-
Staff Development	139,946	-	-
Staff Recruitment	119,009	-	-
Student Recruitment / Marketing	211,147	-	-
School Meals / Lunch	380,430	-	-
Travel (Staff)	7,415	-	-
Fundraising	-	-	-
Other	194,779	-	-
TOTAL SCHOOL OPERATIONS	1,799,687	-	-
FACILITY OPERATION & MAINTENANCE			
Insurance	38,951	-	-
Janitorial	130,078	-	-
Building and Land Rent / Lease / Facility Finance Interest	2,632,420	-	-
Repairs & Maintenance	185,109	-	-
Equipment / Furniture	27,340	-	-
Security	3,055	-	-
Utilities	126,765	-	-
TOTAL FACILITY OPERATION & MAINTENANCE	3,143,718	-	-
DEPRECIATION & AMORTIZATION	-	-	-
RESERVES / CONTINGENCY	-	-	-
TOTAL EXPENSES	10,671,548	-	-

--

Total Revenue	(10,671,548)	-	-
Total Expenses	10,671,548	-	-
Net Income	0	-	-
Actual Student Enrollment		-	-
<p>*NOTE: Enrollment, Revenue and Expenditure Data IN the 'Total and Variance Analysis' Section is Based on LAST ACTUAL Quarter Completed</p>			
	Actual vs. Original Budget TY	PY Actual (PY TY / No. of COMPLETED Actual CY	Actual CY vs. Actual PY
NET INCOME	0	-	-

--	--	--	--

Total Revenue	(10,671,548)	-	-
Total Expenses	10,671,548	-	=
Net Income	0	-	-
Actual Student Enrollment		-	

*NOTE: Enrollment, Revenue and Expenditure Data IN the 'Total and Variance Analysis' Section is Based on LAST ACTUAL Quarter Completed	Actual	PY Actual (PY TY	
	vs.	/ No. of	Actual CY
	Original	COMPLETED	vs.
	Budget TY	Actual CY	Actual PY

ENROLLMENT - *School Districts Are Linked To Above Entries*			
NYC CHANCELLOR'S OFFICE		-	-
-		-	-
-		-	-
-		-	-
-		-	-
-		-	-
-		-	-
-		-	-
-		-	-
-		-	-
-		-	-
-		-	-
-		-	-
-		-	-
-		-	-
ALL OTHER School Districts: (Count 0)		-	-
TOTAL ENROLLMENT		-	-
REVENUE PER PUPIL		-	-
EXPENSES PER PUPIL		-	-



Annual Report Requirement
for SUNY Authorized Charter Schools
BROOKLYN DREAMS CHARTER SCHOOL
2017-18

Administrative
expenditures per pupil:

\$0.00

Per NYS Statute

Administrative expenditures per pupil: the sum of all general administration salaries and other general administration expenditures divided by the total number of enrolled students. Employee benefit costs or expenditures should not be reported here.

***NOTE: THIS TAB ONLY NEEDS TO BE COMPLETED FOR Q4**

Disclosure of Financial Interest by a Current or Proposed Charter School Education Corporation Trustee

Trustee Name:

Tamara Charles

Name of Charter School Education Corporation (for an unmerged school, this is the Charter School Name):

Brooklyn Dreams Charter School

1. List all positions held on the education corporation board (e.g., president, treasurer, parent representative).

Trustee 2013-Present

2. Is the trustee an employee of any school operated by the Education Corporation?
 Yes **No**

If **Yes**, for each school, please provide a description of the position(s) you hold, your responsibilities, your salary and your start date.

3. Is the trustee an employee or agent of the management company or institutional partner of the charter school(s) governed by the Education Corporation?

Yes **No**

If **Yes**, for each school, please provide a description of the position(s) you hold, your responsibilities, your salary and your start date.

4. Identify each interest/transaction (and provide the requested information) that you or any of your immediate family members or any persons who live with you in your house have held or engaged in with the charter school(s) governed by the Education Corporation during the time you have served on the board, and in the six-month period prior to such service. If there has been no such financial interest or transaction, write **None**. Please note that if you answered **Yes** to Questions 2-4 above, you need not disclose again your employment status, salary, etc.

Date(s)	Nature of Financial Interest/Transaction	Steps taken to avoid a conflict of interest, (e.g., did not vote, did not participate in discussion)	Name of person holding interest or engaging in transaction and relationship to yourself

None	None	None	None
------	------	------	------

5. Identify each individual, business, corporation, union association, firm, partnership, committee proprietorship, franchise holding company, joint stock company, business or real estate trust, non-profit organization, or other organization or group of people doing business with the school(s) governed by the Education Corporation and in which such entity, during the time of your tenure as a trustee, you and/or your immediate family member(s) or person(s) living in your house had a financial interest or other relationship. If you are a member, director, officer or employee of an organization formally partnered with the school(s) that is/are doing business with the school(s) through a management or services agreement, please identify only the name of the organization, your position in the organization, and the relationship between such organization and the school(s). If there was no financial interest, write **None**.

Organization conducting business with the school(s)	Nature of business conducted	Approximate value of the business conducted	Name of Trustee and/or immediate family member of household holding an interest in the organization conducting business with the school(s) and the nature of the interest	Steps Taken to Avoid Conflict of Interest
None	None	None	None	None



6/14/17


Signature


Date


Please note that this document is considered a public record and as such, may be made available to members of the public upon request under the Freedom of Information Law. Personal contact information provided below will be redacted.

Business Telephone: N/A

Business Address: N/A

E-mail Address: 

Home Telephone: 

Home Address: 

Disclosure of Financial Interest by a Current or Proposed Charter School Education Corporation Trustee

Trustee Name:

Richard Conti

Name of Charter School Education Corporation (for an unmerged school, this is the Charter School Name):

Brooklyn Dreams Charter School

1. List all positions held on the education corporation board (e.g., president, treasurer, parent representative).
President 4/14/2010 - Present

2. Is the trustee an employee of any school operated by the Education Corporation?
 Yes X No

If **Yes**, for each school, please provide a description of the position(s) you hold, your responsibilities, your salary and your start date.

3. Is the trustee an employee or agent of the management company or institutional partner of the charter school(s) governed by the Education Corporation?
 Yes X No

If **Yes**, for each school, please provide a description of the position(s) you hold, your responsibilities, your salary and your start date.


4. Identify each interest/transaction (and provide the requested information) that you or any of your immediate family members or any persons who live with you in your house have held or engaged in with the charter school(s) governed by the Education Corporation during the time you have served on the board, and in the six-month period prior to such service. If there has been no such financial interest or transaction, write **None**. Please note that if you answered **Yes** to Questions 2-4 above, you need not disclose again your employment status, salary, etc.

Date(s)	Nature of Financial Interest/Transaction	Steps taken to avoid a conflict of interest, (e.g., did not vote, did not participate in discussion)	Name of person holding interest or engaging in transaction and relationship to yourself

None	None	None	None
------	------	------	------

5. Identify each individual, business, corporation, union association, firm, partnership, committee proprietorship, franchise holding company, joint stock company, business or real estate trust, non-profit organization, or other organization or group of people doing business with the school(s) governed by the Education Corporation **and** in which such entity, during the time of your tenure as a trustee, you and/or your immediate family member(s) or person(s) living in your house had a financial interest or other relationship. If you are a member, director, officer or employee of an organization formally partnered with the school(s) that is/are doing business with the school(s) through a management or services agreement, please identify only the name of the organization, your position in the organization, and the relationship between such organization and the school(s). If there was no financial interest, write **None**.

Organization conducting business with the school(s)	Nature of business conducted	Approximate value of the business conducted	Name of Trustee and/or immediate family member of household holding an interest in the organization conducting business with the school(s) and the nature of the interest	Steps Taken to Avoid Conflict of Interest
None	None	None	None	None


 Signature

6/14/2017


Date


Please note that this document is considered a public record and as such, may be made available to members of the public upon request under the Freedom of Information Law. Personal contact information provided below will be redacted.

Business Telephone: N/A

Business Address: N/A

E-mail Address: 

Home Telephone: 

Home Address: 

Disclosure of Financial Interest by a Current or Proposed Charter School Education Corporation Trustee

Trustee Name:

Michael Leit

Name of Charter School Education Corporation (for an unmerged school, this is the Charter School Name):

Brooklyn Dreams Charter School

1. List all positions held on the education corporation board (e.g., president, treasurer, parent representative).

Treasurer 2013-Present

2. Is the trustee an employee of any school operated by the Education Corporation?
 ___ **Yes** ___ **X** **No**

If **Yes**, for each school, please provide a description of the position(s) you hold, your responsibilities, your salary and your start date.

3. Is the trustee an employee or agent of the management company or institutional partner of the charter school(s) governed by the Education Corporation?

___ **Yes** ___ **X** **No**

If **Yes**, for each school, please provide a description of the position(s) you hold, your responsibilities, your salary and your start date.

4. Identify each interest/transaction (and provide the requested information) that you or any of your immediate family members or any persons who live with you in your house have held or engaged in with the charter school(s) governed by the Education Corporation during the time you have served on the board, and in the six-month period prior to such service. If there has been no such financial interest or transaction, write **None**. Please note that if you answered **Yes** to Questions 2-4 above, you need not disclose again your employment status, salary, etc.


Date(s)	Nature of Financial Interest/Transaction	Steps taken to avoid a conflict of interest, (e.g., did not vote, did not participate in discussion)	Name of person holding interest or engaging in transaction and relationship to yourself

None	None	None	None
------	------	------	------

5. Identify each individual, business, corporation, union association, firm, partnership, committee proprietorship, franchise holding company, joint stock company, business or real estate trust, non-profit organization, or other organization or group of people doing business with the school(s) governed by the Education Corporation and in which such entity, during the time of your tenure as a trustee, you and/or your immediate family member(s) or person(s) living in your house had a financial interest or other relationship. If you are a member, director, officer or employee of an organization formally partnered with the school(s) that is/are doing business with the school(s) through a management or services agreement, please identify only the name of the organization, your position in the organization, and the relationship between such organization and the school(s). If there was no financial interest, write **None**.

Organization conducting business with the school(s)	Nature of business conducted	Approximate value of the business conducted	Name of Trustee and/or immediate family member of household holding an interest in the organization conducting business with the school(s) and the nature of the interest	Steps Taken to Avoid Conflict of Interest
None	None	None	None	None

Signature



Date


6/14/17


Please note that this document is considered a public record and as such, may be made available to members of the public upon request under the Freedom of Information Law. Personal contact information provided below will be redacted.

Business Telephone: N/A

Business Address: N/A

E-mail Address: 

Home Telephone: 

Home Address: 

Disclosure of Financial Interest by a Current or Proposed Charter School Education Corporation Trustee

Trustee Name:

Michele Morais-Weekes

Name of Charter School Education Corporation (for an unmerged school, this is the Charter School Name):

Brooklyn Dreams Charter School

1. List all positions held on the education corporation board (e.g., president, treasurer, parent representative). Secretary 5/15/14 - Present
Treasurer 1/11/12 - 5/14/14

2. Is the trustee an employee of any school operated by the Education Corporation?
 Yes No

If **Yes**, for each school, please provide a description of the position(s) you hold, your responsibilities, your salary and your start date.

3. Is the trustee an employee or agent of the management company or institutional partner of the charter school(s) governed by the Education Corporation?
 Yes No

If **Yes**, for each school, please provide a description of the position(s) you hold, your responsibilities, your salary and your start date.

4. Identify each interest/transaction (and provide the requested information) that you or any of your immediate family members or any persons who live with you in your house have held or engaged in with the charter school(s) governed by the Education Corporation during the time you have served on the board, and in the six-month period prior to such service. If there has been no such financial interest or transaction, write **None**. Please note that if you answered **Yes** to Questions 2-4 above, you need not disclose again your employment status, salary, etc.

Date(s)	Nature of Financial Interest/Transaction	Steps taken to avoid a conflict of interest, (e.g., did not vote, did not participate in discussion)	Name of person holding interest or engaging in transaction and relationship to yourself

None	None	None	None
------	------	------	------

5. Identify each individual, business, corporation, union association, firm, partnership, committee proprietorship, franchise holding company, joint stock company, business or real estate trust, non-profit organization, or other organization or group of people doing business with the school(s) governed by the Education Corporation and in which such entity, during the time of your tenure as a trustee, you and/or your immediate family member(s) or person(s) living in your house had a financial interest or other relationship. If you are a member, director, officer or employee of an organization formally partnered with the school(s) that is/are doing business with the school(s) through a management or services agreement, please identify only the name of the organization, your position in the organization, and the relationship between such organization and the school(s). If there was no financial interest, write **None**.

Organization conducting business with the school(s)	Nature of business conducted	Approximate value of the business conducted	Name of Trustee and/or immediate family member of household holding an interest in the organization conducting business with the school(s) and the nature of the interest	Steps Taken to Avoid Conflict of Interest
None	None	None	None	None


Michelle Krasin-Hecker 6/14/2017
 Signature Date


Please note that this document is considered a public record and as such, may be made available to members of the public upon request under the Freedom of Information Law. Personal contact information provided below will be redacted.

Business Telephone: N/A

Business Address: N/A

E-mail Address: 

Home Telephone: 

Home Address: 

Disclosure of Financial Interest by a Current or Proposed Charter School Education Corporation Trustee

Trustee Name:

Katherine O'Neill

Name of Charter School Education Corporation (for an unmerged school, this is the Charter School Name):

Brooklyn Dreams Charter School

1. List all positions held on the education corporation board (e.g., president, treasurer, parent representative).

Trustee 2011-Present

2. Is the trustee an employee of any school operated by the Education Corporation?
 Yes **No**

If **Yes**, for each school, please provide a description of the position(s) you hold, your responsibilities, your salary and your start date.

3. Is the trustee an employee or agent of the management company or institutional partner of the charter school(s) governed by the Education Corporation?

Yes **No**

If **Yes**, for each school, please provide a description of the position(s) you hold, your responsibilities, your salary and your start date.

4. Identify each interest/transaction (and provide the requested information) that you or any of your immediate family members or any persons who live with you in your house have held or engaged in with the charter school(s) governed by the Education Corporation during the time you have served on the board, and in the six-month period prior to such service. If there has been no such financial interest or transaction, write **None**. Please note that if you answered **Yes** to Questions 2-4 above, you need not disclose again your employment status, salary, etc.

Date(s)	Nature of Financial Interest/Transaction	Steps taken to avoid a conflict of interest, (e.g., did not vote, did not participate in discussion)	Name of person holding interest or engaging in transaction and relationship to yourself

None	None	None	None
------	------	------	------

5. Identify each individual, business, corporation, union association, firm, partnership, committee proprietorship, franchise holding company, joint stock company, business or real estate trust, non-profit organization, or other organization or group of people doing business with the school(s) governed by the Education Corporation and in which such entity, during the time of your tenure as a trustee, you and/or your immediate family member(s) or person(s) living in your house had a financial interest or other relationship. If you are a member, director, officer or employee of an organization formally partnered with the school(s) that is/are doing business with the school(s) through a management or services agreement, please identify only the name of the organization, your position in the organization, and the relationship between such organization and the school(s). If there was no financial interest, write **None**.

Organization conducting business with the school(s)	Nature of business conducted	Approximate value of the business conducted	Name of Trustee and/or immediate family member of household holding an interest in the organization conducting business with the school(s) and the nature of the interest	Steps Taken to Avoid Conflict of Interest
None	None	None	None	None

Stephaine M. Theriault

 Signature


6/14/17

 Date

Please note that this document is considered a public record and as such, may be made available to members of the public upon request under the Freedom of Information Law. Personal contact information provided below will be redacted.

Business Telephone: N/A

Business Address: N/A

E-mail Address: 

Home Telephone: _____

Home Address: _____

Disclosure of Financial Interest by a Current or Proposed Charter School Education Corporation Trustee

Trustee Name:

Joanne Oplustil

Name of Charter School Education Corporation (for an unmerged school, this is the Charter School Name):

Brooklyn Dreams Charter School

- List all positions held on the education corporation board (e.g., president, treasurer, parent representative).
Vice President 4/14/10 - Present
- Is the trustee an employee of any school operated by the Education Corporation?
 Yes **No**

If **Yes**, for each school, please provide a description of the position(s) you hold, your responsibilities, your salary and your start date.

- Is the trustee an employee or agent of the management company or institutional partner of the charter school(s) governed by the Education Corporation?
 Yes **No**

If **Yes**, for each school, please provide a description of the position(s) you hold, your responsibilities, your salary and your start date.

- Identify each interest/transaction (and provide the requested information) that you or any of your immediate family members or any persons who live with you in your house have held or engaged in with the charter school(s) governed by the Education Corporation during the time you have served on the board, and in the six-month period prior to such service. If there has been no such financial interest or transaction, write **None**. Please note that if you answered **Yes** to Questions 2-4 above, you need not disclose again your employment status, salary, etc.

Date(s)	Nature of Financial Interest/Transaction	Steps taken to avoid a conflict of interest, (e.g., did not vote, did not participate in discussion)	Name of person holding interest or engaging in transaction and relationship to yourself

None	None	None	None
------	------	------	------

5. Identify each individual, business, corporation, union association, firm, partnership, committee proprietorship, franchise holding company, joint stock company, business or real estate trust, non-profit organization, or other organization or group of people doing business with the school(s) governed by the Education Corporation **and** in which such entity, during the time of your tenure as a trustee, you and/or your immediate family member(s) or person(s) living in your house had a financial interest or other relationship. If you are a member, director, officer or employee of an organization formally partnered with the school(s) that is/are doing business with the school(s) through a management or services agreement, please identify only the name of the organization, your position in the organization, and the relationship between such organization and the school(s). If there was no financial interest, write **None**.

Organization conducting business with the school(s)	Nature of business conducted	Approximate value of the business conducted	Name of Trustee and/or immediate family member of household holding an interest in the organization conducting business with the school(s) and the nature of the interest	Steps Taken to Avoid Conflict of Interest
None	None	None	None	None


Joanne Oplustil 6/14/2017
 Signature Date


Please note that this document is considered a public record and as such, may be made available to members of the public upon request under the Freedom of Information Law. Personal contact information provided below will be redacted.

Business Telephone: N/A

Business Address: N/A

E-mail Address: 

Home Telephone: 

Home Address: 

Disclosure of Financial Interest by a Current or Proposed Charter School Education Corporation Trustee

Trustee Name:

Michele Scotto

Name of Charter School Education Corporation (for an unmerged school, this is the Charter School Name):

Brooklyn Dreams Charter School

1. List all positions held on the education corporation board (e.g., president, treasurer, parent representative).

Trustee 2013 - Present

2. Is the trustee an employee of any school operated by the Education Corporation?
 Yes **No**

If **Yes**, for each school, please provide a description of the position(s) you hold, your responsibilities, your salary and your start date.

3. Is the trustee an employee or agent of the management company or institutional partner of the charter school(s) governed by the Education Corporation?

Yes **No**

If **Yes**, for each school, please provide a description of the position(s) you hold, your responsibilities, your salary and your start date.

4. Identify each interest/transaction (and provide the requested information) that you or any of your immediate family members or any persons who live with you in your house have held or engaged in with the charter school(s) governed by the Education Corporation during the time you have served on the board, and in the six-month period prior to such service. If there has been no such financial interest or transaction, write **None**. Please note that if you answered **Yes** to Questions 2-4 above, you need not disclose again your employment status, salary, etc.

Date(s)	Nature of Financial Interest/Transaction	Steps taken to avoid a conflict of interest, (e.g., did not vote, did not participate in discussion)	Name of person holding interest or engaging in transaction and relationship to yourself

None	None	None	None
------	------	------	------

5. Identify each individual, business, corporation, union association, firm, partnership, committee proprietorship, franchise holding company, joint stock company, business or real estate trust, non-profit organization, or other organization or group of people doing business with the school(s) governed by the Education Corporation and in which such entity, during the time of your tenure as a trustee, you and/or your immediate family member(s) or person(s) living in your house had a financial interest or other relationship. If you are a member, director, officer or employee of an organization formally partnered with the school(s) that is/are doing business with the school(s) through a management or services agreement, please identify only the name of the organization, your position in the organization, and the relationship between such organization and the school(s). If there was no financial interest, write **None**.

Organization conducting business with the school(s)	Nature of business conducted	Approximate value of the business conducted	Name of Trustee and/or immediate family member of household holding an interest in the organization conducting business with the school(s) and the nature of the interest	Steps Taken to Avoid Conflict of Interest
None	None	None	None	None

Nicholas J. Scott

6-14-17

Signature

Date

Please note that this document is considered a public record and as such, may be made available to members of the public upon request under the Freedom of Information Law. Personal contact information provided below will be redacted.

Business Telephone: 

Business Address: 

E-mail Address: 

Home Telephone: 

Home Address: 



Entry 9 BOT Table

Created: 06/20/2017 • Last updated: 07/17/2017

(tab across or use scroll bar at bottom of table)

1. Current Board Member Information

	Trustee Name	Email Addresses	Position on the Board	Committee Affiliations	Voting Member Per By Laws? (Y/N)	Area of Expertise, and/or Additional Role at School (parent, staff member, etc.)	Number of Terms Served and Length of Each (Include election date and term expiration)	Number of Board Mtgs Attended during 2016-17?
1	Richard Conti	[REDACTED]	Chair/ Board President		Yes		Number of terms served : 3 Length of each term: 3 Three year terms Date of Election: April 2020 Expiration of Term: June 2019	6
							Number of terms	

2	Joanne Oplustil	[REDACTED]	Vice Chair/ Vice President		Yes	<p>served : 4 Length of each term: 1 One year term, 3 Three year terms Date of Election: April 2010 Expiration of Term: June 2020</p>	5 or less
3	Michelle Morais Weeks	[REDACTED]	Secretary		Yes	<p>Number of terms served : 3 Length of each term: 1 One year term, 2 Three year term Date of Election: January 2012 Expiration of Term: June 2019</p>	7

4	Katherine O'Neill	[REDACTED]	Trustee/Member		Yes	Number of terms served : 3 Length of each term: 3 Three year term Date of Election: April 2011 Expiration of Term June 2020	7
5	Michael Leit	[REDACTED]	Treasurer		Yes	Number of terms served : 2 Length of each term: 1 Two year term, 1 Three year term Date of Election: September 2013 Expiration of Term: June 2018	6
						Numbe	

6	Michelle Scotto	[REDACTED]	Trustee/Member		Yes	Number of terms served : 2 Length of each term: 1 Two year term, 1 Three year term Date of Election: September 2013 Expiration of Term: June 2018	7
7	Tamar Charles	[REDACTED]	Trustee/Member		Yes	Number of terms served : 2 Length of each term: 1 Two year term, 1 Three year term Date of Election: September 2013 Expiration of Term:	7

								ion of Term: June 2018
8								
9								
10								
11								
12								
13								
14								
15								
16								
17								
18								
19								
20								

2. Total Number of Members on June 30, 2016 7

3. Total Number of Members Joining the Board 2016-17 School Year 0

4. Total Number of Members Departing the Board during the 2016-17 School Year 0

5. Number of Voting Members 2016-17, as set by the by-laws, resolution or minutes 11

6. Number of Board Meetings 7
**Conducted in the 2016-17 School
Year**

7. Number of Board Meetings 9
**Scheduled for the [2017-18](#)
School Year**

Thank you.



Entry 11 Enrollment and Retention of Special Populations

Created: 06/20/2017 • Last updated: 07/28/2017

Instructions for Reporting Enrollment and Retention Strategies

Describe the efforts the charter school has made in 2016 2017 toward meeting targets to attract and retain enrollment of students with disabilities, English language learners, and students who are economically disadvantaged. In addition, describe the school’s plans for meeting or making progress toward meeting its enrollment and retention targets in 2017 2018.

Recruitment/Attraction Efforts Toward Meeting Targets

	Describe Efforts Toward Meeting Recruitment Targets 2016 17)	Describe Plans Toward Meeting Recruitment Targets 2017 18)
Economically Disadvantaged	<p>Enrollment Effective Target 76.3% Actual Enrollment 91.0% (567 students)</p> <p>Brochures that describe our special education programming have been distributed throughout the community. In order to reach the families of special needs students, we utilize many networks that already exist in the community. Brooklyn Dreams’ Student Recruitment Specialist will continue to build relationships with support organizations to gain familiarity with the services they provide. We do this both so we can recommend their support services to the families of accepted or interested students and so these organizations know about our school and its special education program so that they may recommend our school to the families they serve. We know that most families hear about our school by word of mouth, and we believe that a relationship with these organizations lays the groundwork for informal communications and referrals. In addition, we will continue to work with these organizations to distribute information about our school, our special education program, and our enrollment procedures.</p> <p>All special needs students (FRL, EL, and SWD) are made aware of our school’s programs through open meetings during the year. The school’s parent meetings clearly indicate that we offer a free and appropriate</p>	<p>We will continue the 2016 2017 initiatives. In addition, we will implement the following:</p> <ul style="list-style-type: none"> With the increase in FTE, Brooklyn Dreams’ Admissions Representative is able to spend more time in the community to continue to build relationships with support organizations to gain familiarity with the services they provide. Brooklyn Dreams will participate in community expos and fairs targeted to families of special needs students. The Admissions Representative works

education (FAPE) to all our students in the Least Restrictive Environment. Furthermore, the school has an established relationship with the Committee for Special Education (CSE) for children under its guise and has made materials and applications to Brooklyn Dreams available for distribution to interested parents. We invite parents to meet with the school's Special Education Team and the CSE to develop an Individual Education Plan (IEP) for the child or to work within the parameters of the plan already in place from the child's previous school.

We will continue to monitor the efficacy of our recruitment and enrollment efforts by carefully tracking student enrollment numbers. Through our robust data warehouse, we collect detailed information on trends in at risk student populations, report to the Board on enrollment trends, and adjust the marketing strategy, as needed, to ensure that parents of these children know that Brooklyn Dreams is dedicated to serving their children's needs.

closely with the school's special education staff to provide parents with pertinent information for their specific needs. In addition, professional development to learn more about available resources will be provided to the Admissions Representative in the fall.

Enrollment Effective Target 11.0%
 Actual Enrollment 10.1% (63 students)
 In order to make progress toward our EL enrollment targets, we have implemented the following strategies, which will continue in the coming school year:

- Advertisements and notifications have been placed in the following publications: La Voz Hispana, Haiti Observateur, Weekly Sada E Pakistan, World Journal, V Mpvv, Svete, and Weekly Bangalee. In these publications we specifically mentioned that the school provides services to students for whom English is their second language.
- Fliers were distributed in Chinese, English, Creole, Russian, Spanish, and Urdu to families throughout the community. Distribution sites included daycare centers, grocery stores, community centers, and churches. These fliers invited families to attend the Enrollment Information Meeting.
- An Enrollment Information Meeting was hosted for all parents interested in the school and we provided student applications in a number of languages: Arabic, Bengali, Chinese, English, Haitian Creole, Italian,

We will continue the 2016 2017 initiatives. In addition, we will implement the following: Brooklyn Dreams has increased the FTE of the school's Admissions Representative to .75 (up from .25) to allow for more community outreach and parent

English
 Language

<p>ge Learner s</p>	<p>Korean, Polish, Russian, Spanish, and Urdu. At the enrollment meetings, information regarding the EL Program and its ability to meet the needs of EL students was provided. We provided EL families with strategies to help their children in school, specific English Language Development (ELD) strategies for such parents.</p> <ul style="list-style-type: none"> • To ensure the retention of accepted students, and in compliance with federal requirements to identify potential EL students, the school asked these families to complete a “Home Language Questionnaire.” Information from this survey ensures that each child for whom English is a second language is provided the services he/she needed to succeed in school. • Marketing materials that describe general school information and EL and Special Education programs available in English and Spanish, and other languages as requested. • Brooklyn Dreams’ staff have participated in professional development to provide staff members with tools that they can implement in the classroom to better meet the needs of their English learners. 	<p>engagement. The school’s Admissions Representative will work with community groups to identify specific areas of interest within the community and will hold additional Information Meetings and Community Resource Fairs.</p>
	<p>Enrollment Effective Target 15.8% Actual Enrollment 15.6% (97 students) Brochures that describe our special education programming have been distributed throughout the community. In order to reach the families of special needs students, we utilize many networks that already exist in the community. Brooklyn Dreams’ Student Recruitment Specialist will continue to build relationships with support organizations to gain familiarity with the services they provide. We do this both so we can recommend their support services to the families of accepted or interested students and so these organizations know about our school and its special education program so that they may recommend our school to the families they serve. We know that most families hear about our school by word of mouth, and we believe that a relationship with these organizations lays the groundwork for informal communications and referrals. In addition, we will continue to work with these organizations to distribute information about our school, our special education program, and our enrollment procedures.</p>	<p>We will continue the 2016 2017 initiatives. In addition, we will implement the following: With the increase in FTE, Brooklyn Dreams’ Admissions Representative is able to spend more time in the community to continue to build relationships with support organizations</p>

<p>Students with Disabilities</p>	<p>All special needs students (FRL, EL, and SWD) are made aware of our school's programs through open meetings during the year. The school's parent meetings clearly indicate that we offer a free and appropriate education (FAPE) to all our students in the Least Restrictive Environment. Furthermore, the school has an established relationship with the Committee for Special Education (CSE) for children under its guise and has made materials and applications to Brooklyn Dreams available for distribution to interested parents. We invite parents to meet with the school's Special Education Team and the CSE to develop an Individual Education Plan (IEP) for the child or to work within the parameters of the plan already in place from the child's previous school.</p> <p>We will continue to monitor the efficacy of our recruitment and enrollment efforts by carefully tracking student enrollment numbers. Through our robust data warehouse, we collect detailed information on trends in at risk student populations, report to the Board on enrollment trends, and adjust the marketing strategy, as needed, to ensure that parents of these children know that Brooklyn Dreams is dedicated to serving their children's needs.</p>	<p>to gain familiarity with the services they provide.</p> <p>Brooklyn Dreams will participate in community expos and fairs targeted to families of special needs students.</p> <p>The Admissions Representative works closely with the school's special education staff to provide parents with pertinent information for their specific needs. In addition, professional development to learn more about available resources will be provided to the Admissions Representative in the fall.</p>
-----------------------------------	---	---

Retention Efforts Toward Meeting Targets

	Describe Efforts Toward Meeting Retention Targets 2016 17)	Describe Plans Toward Meeting Retention Targets 2017 18)
	<p>Retention Effective Target 92.3% Actual Retention 99.8% (566 students) We believe several core elements of our school culture function as linchpins of our recruitment and retention strategy for our special needs students. These elements include the high quality educational program that we provide, the caring culture that we have established, and our many parent involvement initiatives.</p> <ul style="list-style-type: none"> • Culture and Climate: We have a school climate and culture that focus purposefully on caring for each student as a family cares for its children. We believe our school wide 	<p>We believe several core elements of our school culture function as linchpins of our recruitment and retention strategy for our special needs students. These elements include the high quality educational program that we provide, the caring culture that we have established, and our many parent involvement initiatives.</p> <ul style="list-style-type: none"> • Culture and Climate: We have a school climate and culture that focus purposefully on caring for each student as a family cares for its children. We believe our school wide behavior and classroom management

behavior and classroom management practices which we refer to as Behave with Care help attract and retain special needs students. Our Behave with Care program is built on research based programs for reinforcing positive behaviors, setting clear expectations, and building teacher student relationships and peer relationships.

- Parent Involvement: To ensure that our families feel connected to the school, we have implemented several parent involvement strategies, including:
 - o Newsletters: Regular newsletters from the principal and teachers are distributed to parents. Important information regarding school wide performance, initiatives, and programs is included in the newsletter.
 - o Social media: We have an excellent website, which gives parents quick and easy access to general information on the school as well as specific information about their children. In addition, we make cautious, appropriate use of Facebook and other social media sites to form connections between school leaders and parents. Parents without access to the internet can use the computer and internet available at the school.
 - o Classroom Communication: Teachers frequently send home communications for parents so that they know about everything from weekly schedules to educational goals for students. Teachers also share regular progress reports via letter, online communication via the school's AtSchool gradebook system, phone calls, and/or in person meetings. These communications focus on each student's academic progress and performance.
 - o Conferences: Parent teacher conferences are conducted twice each year. These conferences ensure that dedicated time is set aside for each parent to engage and interact with classroom teachers and discuss the progress of his or her child. As needed, staff may also conduct home visits. Each year, we conduct a family orientation at the end of the summer so new and enrolled families can meet the principal, their child's teacher and classmates, and other school staff. We believe these early contacts help establish and sustain a healthy rapport with parents.
 - o Parent Room: In order to help parents feel

practices which we refer to as Behave with Care help attract and retain special needs students. Our Behave with Care program is built on research based programs for reinforcing positive behaviors, setting clear expectations, and building teacher student relationships and peer relationships.

- Parent Involvement: To ensure that our families feel connected to the school, we have implemented several parent involvement strategies, including:
 - o Newsletters: Regular newsletters from the principal and teachers are distributed to parents. Important information regarding school wide performance, initiatives, and programs is included in the newsletter.
 - o Social media: We have an excellent website, which gives parents quick and easy access to general information on the school as well as specific information about their children. In addition, we make cautious, appropriate use of Facebook and other social media sites to form connections between school leaders and parents. Parents without access to the internet can use the computer and internet available at the school.
 - o Classroom Communication: Teachers frequently send home communications for parents so that they know about everything from weekly schedules to educational goals for students. Teachers also share regular progress reports via letter, online communication via the school's AtSchool gradebook system, phone calls, and/or in person meetings. These communications focus on each student's academic progress and performance.
 - o Conferences: Parent teacher conferences are conducted twice each year. These conferences ensure that dedicated time is set aside for each parent to engage and interact with classroom teachers and discuss the progress of his or her child. As needed, staff may also conduct home visits. Each year, we conduct a family orientation at the end of the summer so new and enrolled families can meet the principal, their child's teacher and classmates, and other school staff. We believe these early contacts help establish and sustain a healthy rapport with parents.
 - o Parent Room: In order to help parents feel at home in the school and to encourage their

at home in the school and to encourage their presence in their child's education, the school building provides a dedicated parent room. This room gives parents a place to gather and build relationships with one another, discuss matters of mutual interest, grow more comfortable with the school, and take some ownership of the school.

presence in their child's education, the school building provides a dedicated parent room. This room gives parents a place to gather and build relationships with one another, discuss matters of mutual interest, grow more comfortable with the school, and take some ownership of the school.

Retention Effective Target 92.4%
Actual Retention 100.0% (63 students)
We believe several core elements of our school culture function as linchpins of our recruitment and retention strategy for our special needs students. These elements include the high quality educational program that we provide, the caring culture that we have established, and our many parent involvement initiatives.

- Culture and Climate: We have a school climate and culture that focus purposefully on caring for each student as a family cares for its children. We believe our school wide behavior and classroom management practices which we refer to as Behave with Care help attract and retain special needs students. Our Behave with Care program is built on research based programs for reinforcing positive behaviors, setting clear expectations, and building teacher student relationships and peer relationships.

- Parent Involvement: To ensure that our families feel connected to the school, we have implemented several parent involvement strategies, including:
 - o Newsletters: Regular newsletters from the principal and teachers are distributed to parents. Important information regarding school wide performance, initiatives, and programs is included in the newsletter.

- o Social media: We have an excellent website, which gives parents quick and easy access to general information on the school as well as specific information about their children. In addition, we make cautious, appropriate use of Facebook and other social media sites to form connections between school leaders and parents. Parents without access to the internet can use the computer and internet available at the school.

- o Classroom Communication: Teachers frequently send home communications for parents so that they know about everything

We believe several core elements of our school culture function as linchpins of our recruitment and retention strategy for our special needs students. These elements include the high quality educational program that we provide, the caring culture that we have established, and our many parent involvement initiatives.

- Culture and Climate: We have a school climate and culture that focus purposefully on caring for each student as a family cares for its children. We believe our school wide behavior and classroom management practices which we refer to as Behave with Care help attract and retain special needs students. Our Behave with Care program is built on research based programs for reinforcing positive behaviors, setting clear expectations, and building teacher student relationships and peer relationships.

- Parent Involvement: To ensure that our families feel connected to the school, we have implemented several parent involvement strategies, including:
 - o Newsletters: Regular newsletters from the principal and teachers are distributed to parents. Important information regarding school wide performance, initiatives, and programs is included in the newsletter.
 - o Social media: We have an excellent website, which gives parents quick and easy access to general information on the school as well as specific information about their children. In addition, we make cautious, appropriate use of Facebook and other social media sites to form connections between school leaders and parents. Parents without access to the internet can use the computer and internet available at the school.

- o Classroom Communication: Teachers frequently send home communications for parents so that they know about everything from weekly schedules to educational goals

English
Language
Learners

from weekly schedules to educational goals for students. Teachers also share regular progress reports via letter, online communication via the school's AtSchool gradebook system, phone calls, and/or in person meetings. These communications focus on each student's academic progress and performance.

o Conferences: Parent teacher conferences are conducted twice each year. These conferences ensure that dedicated time is set aside for each parent to engage and interact with classroom teachers and discuss the progress of his or her child. As needed, staff may also conduct home visits. Each year, we conduct a family orientation at the end of the summer so new and enrolled families can meet the principal, their child's teacher and classmates, and other school staff. We believe these early contacts help establish and sustain a healthy rapport with parents.

o Parent Room: In order to help parents feel at home in the school and to encourage their presence in their child's education, the school building provides a dedicated parent room. This room gives parents a place to gather and build relationships with one another, discuss matters of mutual interest, grow more comfortable with the school, and take some ownership of the school.

for students. Teachers also share regular progress reports via letter, online communication via the school's AtSchool gradebook system, phone calls, and/or in person meetings. These communications focus on each student's academic progress and performance.

o Conferences: Parent teacher conferences are conducted twice each year. These conferences ensure that dedicated time is set aside for each parent to engage and interact with classroom teachers and discuss the progress of his or her child. As needed, staff may also conduct home visits. Each year, we conduct a family orientation at the end of the summer so new and enrolled families can meet the principal, their child's teacher and classmates, and other school staff. We believe these early contacts help establish and sustain a healthy rapport with parents.

o Parent Room: In order to help parents feel at home in the school and to encourage their presence in their child's education, the school building provides a dedicated parent room. This room gives parents a place to gather and build relationships with one another, discuss matters of mutual interest, grow more comfortable with the school, and take some ownership of the school.

Retention Effective Target 92.6%
Actual Retention 76.3% (74 students)
We believe several core elements of our school culture function as linchpins of our recruitment and retention strategy for our special needs students. These elements include the high quality educational program that we provide, the caring culture that we have established, and our many parent involvement initiatives.

- Culture and Climate: We have a school climate and culture that focus purposefully on caring for each student as a family cares for its children. We believe our school wide behavior and classroom management practices which we refer to as Behave with Care help attract and retain special needs students. Our Behave with Care program is built on research based programs for reinforcing positive behaviors, setting clear expectations, and building teacher student

We believe several core elements of our school culture function as linchpins of our recruitment and retention strategy for our special needs students. These elements include the high quality educational program that we provide, the caring culture that we have established, and our many parent involvement initiatives.

- Culture and Climate: We have a school climate and culture that focus purposefully on caring for each student as a family cares for its children. We believe our school wide behavior and classroom management practices which we refer to as Behave with Care help attract and retain special needs students. Our Behave with Care program is built on research based programs for reinforcing positive behaviors, setting clear expectations, and building teacher student relationships and peer relationships.

Students with Disabilities

relationships and peer relationships.

- Parent Involvement: To ensure that our families feel connected to the school, we have implemented several parent involvement strategies, including:
 - o Newsletters: Regular newsletters from the principal and teachers are distributed to parents. Important information regarding school wide performance, initiatives, and programs is included in the newsletter.
 - o Social media: We have an excellent website, which gives parents quick and easy access to general information on the school as well as specific information about their children. In addition, we make cautious, appropriate use of Facebook and other social media sites to form connections between school leaders and parents. Parents without access to the internet can use the computer and internet available at the school.
 - o Classroom Communication: Teachers frequently send home communications for parents so that they know about everything from weekly schedules to educational goals for students. Teachers also share regular progress reports via letter, online communication via the school's AtSchool gradebook system, phone calls, and/or in person meetings. These communications focus on each student's academic progress and performance.
 - o Conferences: Parent teacher conferences are conducted twice each year. These conferences ensure that dedicated time is set aside for each parent to engage and interact with classroom teachers and discuss the progress of his or her child. As needed, staff may also conduct home visits. Each year, we conduct a family orientation at the end of the summer so new and enrolled families can meet the principal, their child's teacher and classmates, and other school staff. We believe these early contacts help establish and sustain a healthy rapport with parents.
 - o Parent Room: In order to help parents feel at home in the school and to encourage their presence in their child's education, the school building provides a dedicated parent room. This room gives parents a place to gather and build relationships with one another, discuss matters of mutual interest, grow more comfortable with the school, and

- Parent Involvement: To ensure that our families feel connected to the school, we have implemented several parent involvement strategies, including:
 - o Newsletters: Regular newsletters from the principal and teachers are distributed to parents. Important information regarding school wide performance, initiatives, and programs is included in the newsletter.
 - o Social media: We have an excellent website, which gives parents quick and easy access to general information on the school as well as specific information about their children. In addition, we make cautious, appropriate use of Facebook and other social media sites to form connections between school leaders and parents. Parents without access to the internet can use the computer and internet available at the school.
 - o Classroom Communication: Teachers frequently send home communications for parents so that they know about everything from weekly schedules to educational goals for students. Teachers also share regular progress reports via letter, online communication via the school's AtSchool gradebook system, phone calls, and/or in person meetings. These communications focus on each student's academic progress and performance.
 - o Conferences: Parent teacher conferences are conducted twice each year. These conferences ensure that dedicated time is set aside for each parent to engage and interact with classroom teachers and discuss the progress of his or her child. As needed, staff may also conduct home visits. Each year, we conduct a family orientation at the end of the summer so new and enrolled families can meet the principal, their child's teacher and classmates, and other school staff. We believe these early contacts help establish and sustain a healthy rapport with parents.
 - o Parent Room: In order to help parents feel at home in the school and to encourage their presence in their child's education, the school building provides a dedicated parent room. This room gives parents a place to gather and build relationships with one another, discuss matters of mutual interest, grow more comfortable with the school, and take some ownership of the school.

take some ownership of the school.



Entry 12 Classroom Teacher and Administrator Attrition

Created: 06/20/2017 • Last updated: 07/14/2017

Report changes in teacher and administrator staffing.

Instructions for completing the Classroom Teacher and Administrator Attrition Tables

Charter schools must complete the two tables named 2016-2017 Classroom Teacher and Administrator Attrition to report changes in teacher and administrator staffing in 2016-2017. Please provide the full time equivalent (FTE) of staff on June 30, 2016; the FTE for any departed staff from July 1, 2016 through June 30, 2017; the FTE for added staff from July 1, 2016 through June 30, 2017; and the FTE of staff added in newly created positions from July 1, 2016 through June 30, 2017 using the two tables provided.

Classroom Teacher Attrition Table

	FTE Classroom Teachers on June 30, 2016	FTE Classroom Teachers Departed 7/1/16 6/30/17	FTE Classroom Teachers Filling Vacant Positions 7/1/16 6/30/17	FTE Classroom Teachers Added in New Positions 7/1/16 6/30/17	FTE of Classroom Teachers on June 30, 2017
	36.55	16.05	11	10.0	40.5

Administrator Position Attrition Table

	FTE Administrative Positions on June 30, 2016	FTE Administrators Departed 7/1/16 6/30/17	FTE Administrators Filling Vacant Positions 7/1/16 6/30/17	FTE Administrators Added in New Positions 7/1/16 6/30/17	FTE Administrative Positions on June 30, 2017
	5	0	0	0	5

Thank you

Brooklyn Dreams Charter School

2017-18 School Year

August						
Su	M	T	W	Th	F	Sa
		1	2	3	4	5
6	7	8	9	10	11	12
13	14	15	16	17	18	19
20	21	22	23	24	25	26
27	28	29	30	31		

July 10-14 Content Leader Training
 July 24-27 NHA Leadership Summit, GR
 July 28 New Principal Training, GR

15th-18th NTO (MS Teachers)
 22nd-25th NTO (K-5 Teachers)
 29th Regional PD; 30th-31st Staff PD

September						
Su	M	T	W	Th	F	Sa
					1	2
3	4	5	6	7	8	9
10	11	12	13	14	15	16
17	18	19	20	21	22	23
24	25	26	27	28	29	30

4th Labor Day; 5th-6th Staff PD; 7th First Day of School
 21st-22nd Rosh Hashanah

October						
Su	M	T	W	Th	F	Sa
1	2	3	4	5	6	7
8	9	10	11	12	13	14
15	16	17	18	19	20	21
22	23	24	25	26	27	28
29	30	31				

9th Columbus Day

November						
Su	M	T	W	Th	F	Sa
		1	2	3	4	
5	6	7	8	9	10	11
12	13	14	15	16	17	18
19	20	21	22	23	24	25
26	27	28	29	30		

7th Election Day; Staff PD; 9th End of Quarter 1
 16th Parent Teacher Conferences
 23rd-24th Thanksgiving Break
 28th Regional PD

December						
Su	M	T	W	Th	F	Sa
					1	2
3	4	5	6	7	8	9
10	11	12	13	14	15	16
17	18	19	20	21	22	23
24	25	26	27	28	29	30
31						

25th-January 1st Winter Break

January						
Su	M	T	W	Th	F	Sa
	1	2	3	4	5	6
7	8	9	10	11	12	13
14	15	16	17	18	19	20
21	22	23	24	25	26	27
28	29	30	31			

1st New Year's Day; 2nd School Resumes; 5th End Qtr 2
 15th Martin Luther King Jr. Day

February						
Su	M	T	W	Th	F	Sa
				1	2	3
4	5	6	7	8	9	10
11	12	13	14	15	16	17
18	19	20	21	22	23	24
25	26	27	28			

1st Parent Teacher Conferences
 12th Regional PD; 16th-23rd Midwinter Break
 26th School Resumes

March						
Su	M	T	W	Th	F	Sa
				1	2	3
4	5	6	7	8	9	10
11	12	13	14	15	16	17
18	19	20	21	22	23	24
25	26	27	28	29	30	31

20th-21st Principal's Meeting
 30th-April 6th Spring break

April						
Su	M	T	W	Th	F	Sa
1	2	3	4	5	6	7
8	9	10	11	12	13	14
15	16	17	18	19	20	21
22	23	24	25	26	27	28
29	30					

9th School Resumes
 20th End of Quarter 3

May						
Su	M	T	W	Th	F	Sa
		1	2	3	4	5
6	7	8	9	10	11	12
13	14	15	16	17	18	19
20	21	22	23	24	25	26
27	28	29	30	31		

28th Memorial Day

June						
Su	M	T	W	Th	F	Sa
					1	2
3	4	5	6	7	8	9
10	11	12	13	14	15	16
17	18	19	20	21	22	23
24	25	26	27	28	29	30

7th Staff PD
 15th Eid a;-Fitr
 22nd End of Quarter 4
 27th Last Day of School

July						
Su	M	T	W	Th	F	Sa
1	2	3	4	5	6	7
8	9	10	11	12	13	14
15	16	17	18	19	20	21
22	23	24	25	26	27	28
29	30	31				

4th of July

 Students Do Not Report/ Staff Report All Day
 Students Report Half Day/ Staff Report All Day
 Students/ Staff Do Not Report

Board Approved: 6/14/17

Last Update: 6/9/2017
 180 School Days
 7:30am-3:00pm School Hours
 8:00-11:30am (half)
 1209 Instructional Hours