



# Entry 1 School Information

Last updated: 07/27/2017

Please be advised that you will need to complete this cover page (including signatures) before all of the other tasks assigned to you by your authorizer are visible on your task page. While completing this task, please ensure that you select the correct authorizer (**as of June 30, 2017**) or you may not be assigned the correct tasks.

**a. SCHOOL NAME AND BEDS#** BUSHWICK ASCEND CS (SUNY Trustees)

(Select name from the drop down menu)

**b. CHARTER AUTHORIZER** SUNY Authorized Charter School

(For technical reasons, please re select authorizer name from the drop down menu).

**c. DISTRICT / CSD OF LOCATION** NYC CSD 32

## d1. SCHOOL INFORMATION

	PRIMARY ADDRESS	PHONE NUMBER	FAX NUMBER	EMAIL ADDRESS
	751 Knickerbocker Avenue, Brooklyn NY 11221	██████████	██████████	

## d2. PHONE CONTACT NUMBER FOR AFTER HOURS EMERGENCIES

Contact Name	Andrew Epstein
Title	Chief Financial Officer
Emergency Phone Number (### ###) ###)	██████████

**e. SCHOOL WEB ADDRESS (URL)** <https://www.ascendlearning.org>

**f. DATE OF INITIAL CHARTER** 02/2010

**g. DATE FIRST OPENED FOR INSTRUCTION** 09/2010

**i. TOTAL ENROLLMENT ON JUNE 30, 2017** 897

**j. GRADES SERVED IN SCHOOL YEAR 2016-17**

Check all that apply

Grades Served	K, 1, 2, 3, 4, 5, 6, 7, 8
---------------	---------------------------

**k1. DOES THE SCHOOL CONTRACT WITH A CHARTER OR EDUCATIONAL MANAGEMENT ORGANIZATION?** Yes

**k2. NAME OF CMO/EMO AND ADDRESS**

NAME OF CMO/EMO	Ascend Learning
PHYSICAL STREET ADDRESS	205 Rockaway Parkway
CITY	Brooklyn
STATE	NY
ZIP CODE	11212
EMAIL ADDRESS	[REDACTED]

**l1. FACILITIES**

Does the school maintain or operate multiple sites?

	Yes, 2 sites
--	--------------

## 12. SCHOOL SITES

Please list the sites where the school will operate for the upcoming school year.

	Physical Address	Phone Number	District/CSD	Grades Served at Site	School at Full Capacity at Site	Facilities Agreement
Site 1 (same as primary site)	751 Knickerbocker Avenue, Brooklyn NY 11221	[REDACTED]	CSD 32	k 4	Yes	Rent/Lease
Site 2	2 Aberdeen Street, Brooklyn NY 11207	[REDACTED]	CSD 32	5 8	Yes	Rent/Lease
Site 3						

### 12a. Please provide the contact information for Site 1.

	Name	Work Phone	Alternate Phone	Email Address
School Leader	Zelda Washington	[REDACTED]		[REDACTED]
Operational Leader	Pascale Artamin	[REDACTED]		[REDACTED]
Compliance Contact	Genevieve de Gaillande	[REDACTED]	[REDACTED]	[REDACTED]
Complaint Contact	Brandon Sorlie	[REDACTED]	[REDACTED]	[REDACTED]

**13. Please provide the contact information for Site 2.**

	Name	Work Phone	Alternate Phone	Email Address
School Leader	Mia Dunlap	[REDACTED]		[REDACTED]
Operational Leader	Khalid Daniels	[REDACTED]		[REDACTED]
Compliance Contact	Genevieve de Gaillande	[REDACTED]		[REDACTED]
Complaint Contact	Brandon Sorlie	[REDACTED]		[REDACTED]

**m1. Is the school or are the school sites co-located?** No

**n1. Were there any revisions to the school's charter during the 2016-17 school year? (Please include approved or pending material and non-material charter revisions).** No

**o. Name and Position of Individual(s) Who Completed the 2016-17 Annual Report.** Susan Pollock

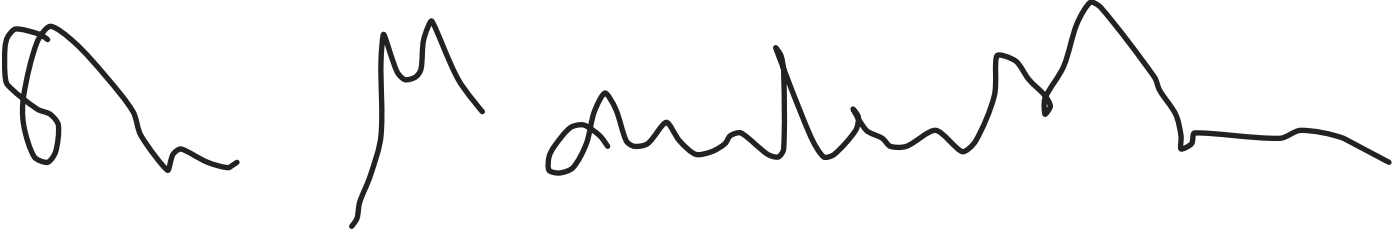
**p. Our signatures below attest that all of the information contained herein is truthful and accurate and that this charter school is in compliance with all aspects of its charter, and with all pertinent Federal, State, and local laws, regulations, and rules. We understand that if any information in any part of this report is found to have been deliberately misrepresented, that will constitute grounds for the revocation of our charter. Check YES if you agree and then use the mouse on your PC or the stylist on your mobile device to sign your name).**

Yes

**Signature, Head of Charter School**

A handwritten signature in black ink, appearing to read "John W. ...". The signature is fluid and cursive.

**Signature, President of the Board of Trustees**

A handwritten signature in black ink, appearing to read "M. ...". The signature is fluid and cursive.

**Date**

2017/07/27

**Thank you.**



# Entry 2 NYS School Report Card Link

Last updated: 07/27/2017

---

## 1. NEW YORK STATE REPORT CARD

<https://data.nysed.gov/reportcard.php?year=2016&instid=800000067493>

**Provide a direct URL or web link to the most recent New York State School Report Card for the charter school (See <https://reportcards.nysed.gov/>).**

(Charter schools completing year one will not yet have a School Report Card or link to one. Please type "URL is not available" in the space provided).



# Entry 4 Expenditures per Child

Last updated: 08/01/2017

## Financial Information

This information is required of ALL charter schools. Provide the following measures of fiscal performance of the charter school in Appendix B (Total Expenditures and Administrative Expenditures Per Child):

### 1. Total Expenditures Per Child

To calculate '**Total Expenditures per Child**' take total expenditures (from the unaudited 2016-17 Schedule of Functional Expenses) and divide by the year end FTE student enrollment. (Integers Only. No dollar signs or commas).

**Note:** The information on the Schedule of Functional Expenses on pages 41-43 of the Audit Guide can help schools locate the amounts to use in the two per pupil calculations: <http://www.p12.nysed.gov/psc/AuditGuide.html>

Line 1: Total Expenditures	14077665
Line 2: Year End FTE student enrollment	808
Line 3: Divide Line 1 by Line 2	17423

## 2. Administrative Expenditures per Child

To calculate **'Administrative Expenditures per Child'** To calculate "Administrative Expenditures per Child" first *add* together the following:

1. Take the relevant portion from the 'personnel services cost' row and the 'management and general' column (from the unaudited 2016 17 Schedule of Functional Expenses)
2. Any contracted administrative/management fee paid to other organizations or corporations
3. Take the total from above and divide it by the year end FTE enrollment. The relevant portion that must be included in this calculation is defined as follows:

Administrative Expenditures: Administration and management of the charter school includes the activities and personnel of the offices of the chief school officer, the finance or business offices, school operations personnel, data management and reporting, human resources, technology, etc. It also includes those administrative and management services provided by other organizations or corporations on behalf of the charter school for which the charter school pays a fee or other compensation. Do not include the FTE of personnel whose role is to directly support the instructional program.

### Notes:

**The information on the Schedule of Functional Expenses on pages 41-43 of the Audit Guide can help schools locate the amounts to use in the two per pupil calculations:**

**<http://www.p12.nysed.gov/psc/AuditGuide.html>.**

**Employee benefit costs or expenditures should not be reported in the above calculations.**

Line 1: Relevant Personnel Services Cost (Row)	744159
Line 2: Management and General Cost (Column)	1700358
Line 3: Sum of Line 1 and Line 2	2444517
Line 5: Divide Line 3 by the Year End FTE student enrollment	3025

**Thank you.**



**GENERAL INSTRUCTIONS FOR  
ANNUAL BUDGET/QUARTERLY REPORT**

**TEMPLATE TABS**

**1- GRAY tab contains the Instructions**




<a href="#">Instructions</a>	Provides description of tabs and input requirements.
<a href="#">Funding by District</a>	Charter School Tuition Rates

**2- BLUE tabs require input of information**

<a href="#">1.) Name of School</a>	>Select school name from list. >Enter contact information.
<a href="#">2.) Enrollment</a>	Enter enrollment information for Annual Budget (& Revisions) and Quarterly Actuals. Includes: >Enrollment by Grade >Enrollment by District
<a href="#">3.) Staffing Plan</a>	Enter staffing plan information for Annual Budget (& Revisions) and Quarterly Actuals. Includes: >Full Time Equivalent (FTE), by Position Category, By Quarter
<a href="#">4.) Yearly Budget</a>	Enter Yearly Budget information. Includes: >"Pior Year" column may be completed based upon preliminary data, and adjusted with Annual Audited data when the Quarter 2 Actuals are being submitted. (Note: Quarterly Revenue allocation may be set) >Budgeted Enrollment data and Per Pupil Revenue for the current year are populated based upon input on tab "2.) Enrollment." >Budgeted FTE for current year is populated based upon input on tab "3.) Staffing Plan." >All other sources of revenue >All expenses >Budget Revisions, as necessary and <i>approved</i> by the school's Board of Directors, should be submitted when submitting Quarterly Actuals.
<a href="#">5.) Balance Sheet</a>	Enter Balance Sheet information for EdCorps. Separate schools merged into a primary EdCorp should NOT use this tab. >"Pior Year" column may be completed based upon preliminary data, and adjusted with Annual Audited data when the Quarter 2 Actuals are being submitted.

<a href="#">6.) Quarterly Report</a>	Enter Actual Quarterly Report information . Includes: >Actual Enrollment data and Per Pupil Revenue for the current year are populated based upon input on tab "2.) Enrollment." >Actual FTE for current year is populated based upon input on tab "3.) Staffing Plan." >All other sources of revenue >All expenses
<a href="#">7.) Annual Report Requirement</a>	Complete when submitting Actual Quarter 4.

**CELL COLORS & GUIDANCE COMMENTS**

-  = Enter information into the light BLUE shaded cells.
-  = Cells labeled in ORANGE containe guidance regarding the input of information.
-  = Cells containing RED triangles in the upper right corner contain "guidance comments" on that particular line item. Please "mouse-over" the triangle to reveal each comment.

**Charter Funding Alphabetical By NYS School District  
\* (Sum of Charter School Basic Tuition and Supplemental Basic Tuition)**



**ANNUAL BUDGET & QUARTERLY REPORT TEMPLATE**

**Bushwick Ascend Charter School**

**SCHOOL**

<b>Name:</b>	Bushwick Ascend Charter School
--------------	--------------------------------

**CONTACT INFORMATION**

<b>Contact Name:</b>	Andrew Epstein
<b>Contact Title:</b>	Chief Financial Officer, Ascend Learning, Inc.
<b>Contact Email:</b>	[REDACTED]
<b>Contact Phone:</b>	[REDACTED]

**REPORT PERIOD**

<b>Current Academic Year:</b>	2017-18
<b>Prior Academic Year:</b>	2016-17









PLAN - FULL TIME EQUIVALENT

STAFFING PLAN - FULL TIME EQUIVALENT ("FTE")

**\*NOTE:** Enter the number of FTE positions in the "blue" cells.

**\*NOTE:** Enter the number of FTE positions in the "blue" cells.

**\*NOTE:** If there are NO budget revisions at the time of quarterly submittal leave the 'REVISED' Column(s) COMPLETELY BLANK.

ADMINISTRATIVE PERSONNEL FTE	ADMINISTRATIVE PERSONNEL FTE	PRIOR YEAR
		2016-17
		ACTUAL
Executive Management	Executive Management	
Instructional Management	Instructional Management	2.0
Deans, Directors & Coordinators	Deans, Directors & Coordinators	10.0
CFO / Director of Finance	CFO / Director of Finance	
Operation / Business Manager	Operation / Business Manager	2.0
Administrative Staff	Administrative Staff	8.0
<b>TOTAL ADMINISTRATIVE STAFF</b>	<b>TOTAL ADMINISTRATIVE STAFF</b>	<b>22.0</b>

ANNUAL BUDGETED FTE							
Q1		Q2		Q3		Q4	
Original	Revised	Original	Revised	Original	Revised	Original	Revised
2.0		2.0		2.0		2.0	
13.0		13.0		13.0		13.0	
2.0		2.0		2.0		2.0	
17.0		17.0		17.0		17.0	
34.0	0.0	34.0	0.0	34.0	0.0	34.0	0.0

INSTRUCTIONAL PERSONNEL FTE	INSTRUCTIONAL PERSONNEL FTE	PRIOR YEAR
		2016-17
		ACTUAL
Teachers - Regular	Teachers - Regular	49.0
Teachers - SPED	Teachers - SPED	17.0
Substitute Teachers	Substitute Teachers	0.0
Teaching Assistants	Teaching Assistants	
Specialty Teachers	Specialty Teachers	6.0
Aides	Aides	0.0
Therapists & Counselors	Therapists & Counselors	4.0
Other	Other	
<b>TOTAL INSTRUCTIONAL</b>	<b>TOTAL INSTRUCTIONAL</b>	<b>76.0</b>

ANNUAL BUDGETED FTE							
Q1		Q2		Q3		Q4	
Original	Revised	Original	Revised	Original	Revised	Original	Revised
47.0		47.0		47.0		47.0	
26.0		26.0		26.0		26.0	
1.0		1.0		1.0		1.0	
9.0		9.0		9.0		9.0	
5.0		5.0		5.0		5.0	
88.0	0.0	88.0	0.0	88.0	0.0	88.0	0.0

NON-INSTRUCTIONAL PERSONNEL FTE	NON-INSTRUCTIONAL PERSONNEL FTE	PRIOR YEAR
		2016-17
		ACTUAL
Nurse	Nurse	
Librarian	Librarian	
Custodian	Custodian	
Security	Security	1.0
Other	Other	1.0
<b>TOTAL NON-INSTRUCTIONAL</b>	<b>TOTAL NON-INSTRUCTIONAL</b>	<b>2.0</b>

ANNUAL BUDGETED FTE							
Q1		Q2		Q3		Q4	
Original	Revised	Original	Revised	Original	Revised	Original	Revised
2.0		2.0		2.0		2.0	
2.0		2.0		2.0		2.0	
4.0	0.0	4.0	0.0	4.0	0.0	4.0	0.0

<b>TOTAL PERSONNEL SERVICE FTE</b>	<b>TOTAL PERSONNEL SERVICE FTE</b>	<b>100.0</b>
------------------------------------	------------------------------------	--------------

126.0	0.0	126.0	0.0	126.0	0.0	126.0	0.0
-------	-----	-------	-----	-------	-----	-------	-----

**USHWICK ASCEND CHARTER SC  
2017-18**

**PLAN - FULL TIME EQUIVALENT**

**\*NOTE:** Enter the number of FTE positions in the "blue" cells.

Id be input.

**\*NOTE:** State the assumptions that are being made for personnel FTE levels.

<b>ADMINISTRATIVE PERSONNEL FTE</b>	
	<b>Q4</b>
	<b>Actual</b>
Executive Management	
Instructional Management	
Deans, Directors & Coordinators	
CFO / Director of Finance	
Operation / Business Manager	
Administrative Staff	
<b>TOTAL ADMINISTRATIVE STAFF</b>	0.0

<b>Description of Assumptions</b>

<b>INSTRUCTIONAL PERSONNEL FTE</b>	
	<b>Q4</b>
	<b>Actual</b>
Teachers - Regular	
Teachers - SPED	
Substitute Teachers	
Teaching Assistants	
Specialty Teachers	
Aides	
Therapists & Counselors	
Other	
<b>TOTAL INSTRUCTIONAL</b>	0.0

<b>Description of Assumptions</b>

<b>NON-INSTRUCTIONAL PERSONNEL FTE</b>	
	<b>Q4</b>
	<b>Actual</b>
Nurse	
Librarian	
Custodian	
Security	
Other	
<b>TOTAL NON-INSTRUCTIONAL</b>	0.0

<b>Description of Assumptions</b>

<b>TOTAL PERSONNEL SERVICE FTE</b>	0.0
------------------------------------	-----

--



<b>BUSHWICK ASCEND CHARTER SCHOOL</b>								
<b>Budget / Operating Plan</b>								
<b>2017-18</b>								
	-	4,127,027	-	-	4,158,410	-	-	4,212,854
<b>Total Revenue</b>								
<b>Total Expenses</b>								
<b>Net Income</b>								
<b>Actual Student Enrollment</b>	808	897	-	-	897	-	-	897
	Prior Year Actual 2016-17 Revenue Per Pupil	1st Quarter - 7/1 - 9/30			2nd Quarter - 10/1 - 12/31			3rd C
		Original Budget	Revised Budget	Variance	Original Budget	Revised Budget	Variance	Original Budget
Charter School Program (CSP) Planning & Implementation				-			-	
Other				-			-	
Other				=			=	
<b>TOTAL REVENUE FROM FEDERAL SOURCES</b>	-	159,166	-	-	188,574	-	-	243,018
<b>LOCAL and OTHER REVENUE</b>								
Contributions and Donations		-		-	-		-	-
Fundraising				-			-	
Erate Reimbursement		27,572		-	27,572		-	27,572
Earnings on Investments				-			-	
Interest Income		166		-	166		-	166
Food Service (Income from meals)		987		-	2,962		-	2,962
Text Book		17,823		-	17,823		-	17,823
OTHER				=			=	
<b>TOTAL REVENUE FROM LOCAL and OTHER SOURCES</b>	-	46,548	-	-	48,523	-	-	48,523
<b>TOTAL REVENUE</b>	-	<b>4,127,027</b>	-	-	<b>4,158,410</b>	-	-	<b>4,212,854</b>

**BUSHWICK ASCEND CHARTER SCHOOL**  
**Budget / Operating Plan**  
**2017-18**

<b>Total Revenue</b>	-	4,127,027	-	-	4,158,410	-	-	4,212,854
<b>Total Expenses</b>	-	4,028,213	-	-	4,067,703	-	-	4,058,765
<b>Net Income</b>	-	98,814	-	-	90,707	-	-	154,089
<b>Actual Student Enrollment</b>	808	897	-	-	897	-	-	897
	<b>Prior Year Actual</b>	<b>1st Quarter - 7/1 - 9/30</b>			<b>2nd Quarter - 10/1 - 12/31</b>			<b>3rd Quarter</b>
	<b>2016-17</b>	<b>Original</b>	<b>Revised</b>		<b>Original</b>	<b>Revised</b>		<b>Original</b>
	<b>Revenue Per Pupil</b>	<b>Budget</b>	<b>Budget</b>	<b>Variance</b>	<b>Budget</b>	<b>Budget</b>	<b>Variance</b>	<b>Budget</b>

**EXPENSES**

**ADMINISTRATIVE STAFF PERSONNEL COSTS**

Avg. No. of Positions

Executive Management	-			-			-	
Instructional Management	2.00	75,000		-	75,000		-	75,000
Deans, Directors & Coordinators	13.00	269,903		-	269,903		-	269,903
CFO / Director of Finance	-			-			-	
Operation / Business Manager	2.00	62,500		-	62,500		-	62,500
Administrative Staff	17.00	128,940		-	128,940		-	128,940
<b>TOTAL ADMINISTRATIVE STAFF</b>	34.00	536,343	-	-	536,343	-	-	536,343

**INSTRUCTIONAL PERSONNEL COSTS**

Teachers - Regular	47.00	782,542		-	782,542		-	782,542
Teachers - SPED	26.00	424,409		-	424,409		-	424,409
Substitute Teachers	1.00	10,000		-	10,000		-	10,000
Teaching Assistants	-			-			-	
Specialty Teachers	9.00	143,826		-	143,826		-	143,826
Aides	-	-		-	-		-	-
Therapists & Counselors	5.00	70,832		-	70,832		-	70,832
Other	-	49,488		-	49,488		-	49,488
<b>TOTAL INSTRUCTIONAL</b>	88.00	1,481,097	-	-	1,481,097	-	-	1,481,097

**NON-INSTRUCTIONAL PERSONNEL COSTS**

Nurse	-			-			-	
Librarian	-			-			-	
Custodian	-			-			-	
Security	2.00	17,850		-	17,850		-	17,850
Other	2.00	13,000		-	13,000		-	13,000
<b>TOTAL NON-INSTRUCTIONAL</b>	4.00	30,850	-	-	30,850	-	-	30,850

**SUBTOTAL PERSONNEL SERVICE COSTS**

	126.00	2,048,290	-	-	2,048,290	-	-	2,048,290
--	--------	-----------	---	---	-----------	---	---	-----------

**PAYROLL TAXES AND BENEFITS**

Payroll Taxes		157,944		-	157,944		-	157,944
Fringe / Employee Benefits		212,424		-	212,424		-	212,424

		BUSHWICK ASCEND CHARTER SCHOOL Budget / Operating Plan 2017-18							
<b>Total Revenue</b>		-	4,127,027	-	-	4,158,410	-	-	4,212,854
<b>Total Expenses</b>		-	4,028,213	-	-	4,067,703	-	-	4,058,765
<b>Net Income</b>		-	98,814	-	-	90,707	-	-	154,089
<b>Actual Student Enrollment</b>		808	897	-	-	897	-	-	897
		<b>Prior Year Actual</b>	<b>1st Quarter - 7/1 - 9/30</b>			<b>2nd Quarter - 10/1 - 12/31</b>			<b>3rd C</b>
		<b>2016-17 Revenue Per Pupil</b>	<b>Original Budget</b>	<b>Revised Budget</b>	<b>Variance</b>	<b>Original Budget</b>	<b>Revised Budget</b>	<b>Variance</b>	<b>Original Budget</b>
Retirement / Pension					-			-	
<b>TOTAL PAYROLL TAXES AND BENEFITS</b>		-	370,368	-	-	370,368	-	-	370,368
<b>TOTAL PERSONNEL SERVICE COSTS</b>									
	126.00	-	2,418,658	-	-	2,418,658	-	-	2,418,658
<b>CONTRACTED SERVICES</b>									
Accounting / Audit			4,847		-	4,847		-	4,847
Legal			5,000		-	5,000		-	5,000
Management Company Fee			512,731		-	512,731		-	519,809
Nurse Services					-			-	
Food Service / School Lunch			22,495		-	61,985		-	61,985
Payroll Services			3,750		-	3,750		-	3,750
Special Ed Services			2,500		-	2,500		-	2,500
Titlement Services (i.e. Title I)					-			-	
Other Purchased / Professional / Consulting			100,000		-	100,000		-	100,000
<b>TOTAL CONTRACTED SERVICES</b>		-	651,323	-	-	690,813	-	-	697,891

**BUSHWICK ASCEND CHARTER SCHOOL**  
**Budget / Operating Plan**  
**2017-18**

<b>Total Revenue</b>	-	4,127,027	-	-	4,158,410	-	-	4,212,854
<b>Total Expenses</b>	-	4,028,213	-	-	4,067,703	-	-	4,058,765
<b>Net Income</b>	-	98,814	-	-	90,707	-	-	154,089
<b>Actual Student Enrollment</b>	808	897	-	-	897	-	-	897
	<b>Prior Year Actual</b>	<b>1st Quarter - 7/1 - 9/30</b>			<b>2nd Quarter - 10/1 - 12/31</b>			<b>3rd C</b>
	<b>2016-17</b>	<b>Original</b>	<b>Revised</b>		<b>Original</b>	<b>Revised</b>		<b>Original</b>
	<b>Revenue Per</b>	<b>Budget</b>	<b>Budget</b>	<b>Variance</b>	<b>Budget</b>	<b>Budget</b>	<b>Variance</b>	<b>Budget</b>
	<b>Pupil</b>							
<b>SCHOOL OPERATIONS</b>								
Board Expenses				-				-
Classroom / Teaching Supplies & Materials		21,500		-	21,500			21,500
Special Ed Supplies & Materials		2,000		-	2,000			2,000
Textbooks / Workbooks		32,465		-	32,465			32,465
Supplies & Materials other		1,875		-	1,875			1,875
Equipment / Furniture		13,500		-	13,500			13,500
Telephone		29,803		-	29,803			29,803
Technology		12,155		-	12,155			12,155
Student Testing & Assessment		4,613		-	4,613			4,613
Field Trips		6,250		-	6,250			6,250
Transportation (student)		-		-	-			-
Student Services - other		5,750		-	5,750			5,750
Office Expense		21,450		-	21,450			21,450
Staff Development		23,250		-	23,250			23,250
Staff Recruitment		10,500		-	10,500			10,500
Student Recruitment / Marketing		2,625		-	2,625			2,625
School Meals / Lunch				-				-
Travel (Staff)		1,000		-	1,000			1,000
Fundraising				-				-
Other		9,563		-	9,563			9,563
<b>TOTAL SCHOOL OPERATIONS</b>	-	198,299	-	-	198,299	-	-	198,299
<b>FACILITY OPERATION &amp; MAINTENANCE</b>								
Insurance		18,219		-	18,219			18,219
Janitorial		8,750		-	8,750			8,750
Building and Land Rent / Lease / Facility Finance Interest		432,274		-	432,274			432,274
Repairs & Maintenance		47,500		-	47,500			47,500
Equipment / Furniture		76,940		-	76,940			60,924
Security				-				-
Utilities		36,250		-	36,250			36,250
<b>TOTAL FACILITY OPERATION &amp; MAINTENANCE</b>	-	619,933	-	-	619,933	-	-	603,917
<b>DEPRECIATION &amp; AMORTIZATION</b>		140,000		-	140,000			140,000
<b>RESERVES / CONTINGENCY</b>				-				-

**BUSHWICK ASCEND CHARTER SCHOOL**  
**Budget / Operating Plan**  
**2017-18**

<b>Total Revenue</b>	-	4,127,027	-	-	4,158,410	-	-	4,212,854
<b>Total Expenses</b>	-	4,028,213	-	-	4,067,703	-	-	4,058,765
<b>Net Income</b>	-	98,814	-	-	90,707	-	-	154,089
<b>Actual Student Enrollment</b>	808	897	-	-	897	-	-	897
	<b>Prior Year Actual</b>	<b>1st Quarter - 7/1 - 9/30</b>			<b>2nd Quarter - 10/1 - 12/31</b>			<b>3rd C</b>
	<b>2016-17 Revenue Per Pupil</b>	<b>Original Budget</b>	<b>Revised Budget</b>	<b>Variance</b>	<b>Original Budget</b>	<b>Revised Budget</b>	<b>Variance</b>	<b>Original Budget</b>
<b>TOTAL EXPENSES</b>	-	4,028,213	-	-	4,067,703	-	-	4,058,765
<b>NET INCOME</b>	-	98,814	-	-	90,707	-	-	154,089





<b>Total Revenue</b>	-	-	<b>4,158,410</b>	-	-
<b>Total Expenses</b>	-	-	<b>4,043,679</b>	-	-
<b>Net Income</b>	-	-	<b>114,731</b>	-	-
<b>Actual Student Enrollment</b>	-	-	<b>897</b>	-	-
	<b>Quarter - 1/1 - 3/31</b>		<b>4th Quarter - 4/1 - 6/30</b>		
	<b>Revised Budget</b>	<b>Variance</b>	<b>Original Budget</b>	<b>Revised Budget</b>	<b>Variance</b>
Charter School Program (CSP) Planning & Implementation		-			-
Other		-			-
Other		=			=
<b>TOTAL REVENUE FROM FEDERAL SOURCES</b>	-	-	188,574	-	-
<b>LOCAL and OTHER REVENUE</b>					
Contributions and Donations		-	-		-
Fundraising		-			-
Erate Reimbursement		-	27,572		-
Earnings on Investments		-			-
Interest Income		-	166		-
Food Service (Income from meals)		-	2,962		-
Text Book		-	17,823		-
OTHER		=			=
<b>TOTAL REVENUE FROM LOCAL and OTHER SOURCES</b>	-	-	48,523	-	-
<b>TOTAL REVENUE</b>	-	-	<b>4,158,410</b>	-	-



<b>Total Revenue</b>		-	-	<b>4,158,410</b>	-	-
<b>Total Expenses</b>		-	-	<b>4,043,679</b>	-	-
<b>Net Income</b>		-	-	<b>114,731</b>	-	-
<b>Actual Student Enrollment</b>		-	-	<b>897</b>	-	-
		<b>Quarter - 1/1 - 3/31</b>		<b>4th Quarter - 4/1 - 6/30</b>		
		<b>Revised</b>		<b>Original</b>	<b>Revised</b>	
		<b>Budget</b>	<b>Variance</b>	<b>Budget</b>	<b>Budget</b>	<b>Variance</b>
Retirement / Pension			-			-
TOTAL PAYROLL TAXES AND BENEFITS		-	-	370,368	-	-
<b>TOTAL PERSONNEL SERVICE COSTS</b>						
	126.00	-	-	2,418,658	-	-
<b>CONTRACTED SERVICES</b>						
Accounting / Audit			-	4,847		-
Legal			-	5,000		-
Management Company Fee			-	512,731		-
Nurse Services			-			-
Food Service / School Lunch			-	61,985		-
Payroll Services			-	3,750		-
Special Ed Services			-	2,500		-
Titlement Services (i.e. Title I)			-			-
Other Purchased / Professional / Consulting			-	<u>100,000</u>		-
TOTAL CONTRACTED SERVICES		-	-	690,813	-	-

<b>Total Revenue</b>	-	-	<b>4,158,410</b>	-	-
<b>Total Expenses</b>	-	-	<b>4,043,679</b>	-	-
<b>Net Income</b>	-	-	<b>114,731</b>	-	-
<b>Actual Student Enrollment</b>	-	-	<b>897</b>	-	-
	<b>Quarter - 1/1 - 3/31</b>		<b>4th Quarter - 4/1 - 6/30</b>		
	<b>Revised Budget</b>	<b>Variance</b>	<b>Original Budget</b>	<b>Revised Budget</b>	<b>Variance</b>
<b>SCHOOL OPERATIONS</b>					
Board Expenses		-			-
Classroom / Teaching Supplies & Materials		-	21,500		-
Special Ed Supplies & Materials		-	2,000		-
Textbooks / Workbooks		-	32,465		-
Supplies & Materials other		-	1,875		-
Equipment / Furniture		-	13,500		-
Telephone		-	29,803		-
Technology		-	12,155		-
Student Testing & Assessment		-	4,613		-
Field Trips		-	6,250		-
Transportation (student)		-	-		-
Student Services - other		-	5,750		-
Office Expense		-	21,450		-
Staff Development		-	23,250		-
Staff Recruitment		-	10,500		-
Student Recruitment / Marketing		-	2,625		-
School Meals / Lunch		-			-
Travel (Staff)		-	1,000		-
Fundraising		-			-
Other		-	9,563		-
<b>TOTAL SCHOOL OPERATIONS</b>	-	-	198,299	-	-
<b>FACILITY OPERATION &amp; MAINTENANCE</b>					
Insurance		-	18,219		-
Janitorial		-	8,750		-
Building and Land Rent / Lease / Facility Finance Interest		-	432,274		-
Repairs & Maintenance		-	47,500		-
Equipment / Furniture		-	52,916		-
Security		-			-
Utilities		-	36,250		-
<b>TOTAL FACILITY OPERATION &amp; MAINTENANCE</b>	-	-	595,909	-	-
<b>DEPRECIATION &amp; AMORTIZATION</b>		-	140,000		-
<b>RESERVES / CONTINGENCY</b>		-			-

<b>Total Revenue</b>	-	-	<b>4,158,410</b>	-	-
<b>Total Expenses</b>	-	-	<b>4,043,679</b>	-	-
<b>Net Income</b>	-	-	<b>114,731</b>	-	-
<b>Actual Student Enrollment</b>	-	-	<b>897</b>	-	-
	<b>Quarter - 1/1 - 3/31</b>		<b>4th Quarter - 4/1 - 6/30</b>		
	<b>Revised</b>		<b>Original</b>	<b>Revised</b>	
	<b>Budget</b>	<b>Variance</b>	<b>Budget</b>	<b>Budget</b>	<b>Variance</b>
<b>TOTAL EXPENSES</b>	-	-	<b>4,043,679</b>	-	-
<b>NET INCOME</b>	-	-	<b>114,731</b>	-	-





**BUSHWICK ASCEND CHARTER SCHOOL**  
**Budget / Operating Plan**  
**2017-18**

<b>Total Revenue</b>	<b>16,656,700</b>	<b>16,656,700</b>	<b>-</b>	<b>16,656,700</b>	<b>16,656,700</b>
<b>Total Expenses</b>	<b>16,198,360</b>	<b>16,198,360</b>	<b>-</b>	<b>(16,198,360)</b>	<b>(16,198,360)</b>
<b>Net Income</b>	<b>458,340</b>	<b>458,340</b>	<b>-</b>	<b>458,340</b>	<b>458,340</b>
<b>Actual Student Enrollment</b>					
	<b>Total Year</b>			<b>VARIANCE</b>	
	<b>Original Budget</b>	<b>Revised Budget</b>	<b>Variance</b>	<b>Original Budget vs. PY Budget</b>	<b>Revised Budget vs. PY Budget</b>
Charter School Program (CSP) Planning & Implementation	-	-	-	-	-
Other	-	-	-	-	-
Other	=	=	=	=	=
<b>TOTAL REVENUE FROM FEDERAL SOURCES</b>	<b>779,332</b>	<b>779,332</b>	<b>-</b>	<b>779,332</b>	<b>779,332</b>
<b>LOCAL and OTHER REVENUE</b>					
Contributions and Donations	-	-	-	-	-
Fundraising	-	-	-	-	-
Erate Reimbursement	110,288	110,288	-	110,288	110,288
Earnings on Investments	-	-	-	-	-
Interest Income	664	664	-	664	664
Food Service (Income from meals)	9,873	9,873	-	9,873	9,873
Text Book	71,292	71,292	-	71,292	71,292
OTHER	=	=	=	=	=
<b>TOTAL REVENUE FROM LOCAL and OTHER SOURCES</b>	<b>192,117</b>	<b>192,117</b>	<b>-</b>	<b>192,117</b>	<b>192,117</b>
<b>TOTAL REVENUE</b>	<b>16,656,700</b>	<b>16,656,700</b>	<b>-</b>	<b>16,656,700</b>	<b>16,656,700</b>

**DESCRIPTION OF ASSUMPTIONS**

**BUSHWICK ASCEND CHARTER SCHOOL**  
**Budget / Operating Plan**  
**2017-18**

<b>Total Revenue</b>	<b>16,656,700</b>	<b>16,656,700</b>	<b>-</b>	<b>16,656,700</b>	<b>16,656,700</b>
<b>Total Expenses</b>	<b>16,198,360</b>	<b>16,198,360</b>	<b>-</b>	<b>(16,198,360)</b>	<b>(16,198,360)</b>
<b>Net Income</b>	<b>458,340</b>	<b>458,340</b>	<b>-</b>	<b>458,340</b>	<b>458,340</b>
<b>Actual Student Enrollment</b>					

Total Year			VARIANCE	
Original Budget	Revised Budget	Variance	Original Budget vs. PY Budget	Revised Budget vs. PY Budget

**DESCRIPTION OF ASSUMPTIONS**

**EXPENSES**

**ADMINISTRATIVE STAFF PERSONNEL COSTS**

Avg. No. of Positions

Executive Management	-	-	-	-	-
Instructional Management	2.00	300,000	300,000	-	(300,000)
Deans, Directors & Coordinators	13.00	1,079,612	1,079,612	-	(1,079,612)
CFO / Director of Finance	-	-	-	-	-
Operation / Business Manager	2.00	250,000	250,000	-	(250,000)
Administrative Staff	17.00	515,760	515,760	-	(515,760)
<b>TOTAL ADMINISTRATIVE STAFF</b>	<b>34.00</b>	<b>2,145,372</b>	<b>2,145,372</b>	<b>-</b>	<b>(2,145,372)</b>

**INSTRUCTIONAL PERSONNEL COSTS**

Teachers - Regular	47.00	3,130,168	3,130,168	-	(3,130,168)
Teachers - SPED	26.00	1,697,636	1,697,636	-	(1,697,636)
Substitute Teachers	1.00	40,000	40,000	-	(40,000)
Teaching Assistants	-	-	-	-	-
Specialty Teachers	9.00	575,304	575,304	-	(575,304)
Aides	-	-	-	-	-
Therapists & Counselors	5.00	283,328	283,328	-	(283,328)
Other	-	197,952	197,952	-	(197,952)
<b>TOTAL INSTRUCTIONAL</b>	<b>88.00</b>	<b>5,924,388</b>	<b>5,924,388</b>	<b>-</b>	<b>(5,924,388)</b>

**NON-INSTRUCTIONAL PERSONNEL COSTS**

Nurse	-	-	-	-	-
Librarian	-	-	-	-	-
Custodian	-	-	-	-	-
Security	2.00	71,400	71,400	-	(71,400)
Other	2.00	52,000	52,000	-	(52,000)
<b>TOTAL NON-INSTRUCTIONAL</b>	<b>4.00</b>	<b>123,400</b>	<b>123,400</b>	<b>-</b>	<b>(123,400)</b>

**SUBTOTAL PERSONNEL SERVICE COSTS**

126.00	8,193,160	8,193,160	-	(8,193,160)	(8,193,160)
--------	-----------	-----------	---	-------------	-------------

**PAYROLL TAXES AND BENEFITS**

Payroll Taxes	631,776	631,776	-	(631,776)	(631,776)
Fringe / Employee Benefits	849,696	849,696	-	(849,696)	(849,696)

**BUSHWICK ASCEND CHARTER SCHOOL**  
**Budget / Operating Plan**  
**2017-18**

	Total Year			VARIANCE	
	Original Budget	Revised Budget	Variance	Original Budget vs. PY Budget	Revised Budget vs. PY Budget
<b>Total Revenue</b>	<b>16,656,700</b>	<b>16,656,700</b>	<b>-</b>	<b>16,656,700</b>	<b>16,656,700</b>
<b>Total Expenses</b>	<b>16,198,360</b>	<b>16,198,360</b>	<b>-</b>	<b>(16,198,360)</b>	<b>(16,198,360)</b>
<b>Net Income</b>	<b>458,340</b>	<b>458,340</b>	<b>-</b>	<b>458,340</b>	<b>458,340</b>
<b>Actual Student Enrollment</b>					
Retirement / Pension	-	-	-	-	-
TOTAL PAYROLL TAXES AND BENEFITS	1,481,472	1,481,472	-	(1,481,472)	(1,481,472)
<b>TOTAL PERSONNEL SERVICE COSTS</b>	9,674,632	9,674,632	-	(9,674,632)	(9,674,632)
<b>CONTRACTED SERVICES</b>					
Accounting / Audit	19,388	19,388	-	(19,388)	(19,388)
Legal	20,000	20,000	-	(20,000)	(20,000)
Management Company Fee	2,058,002	2,058,002	-	(2,058,002)	(2,058,002)
Nurse Services	-	-	-	-	-
Food Service / School Lunch	208,450	208,450	-	(208,450)	(208,450)
Payroll Services	15,000	15,000	-	(15,000)	(15,000)
Special Ed Services	10,000	10,000	-	(10,000)	(10,000)
Titlement Services (i.e. Title I)	-	-	-	-	-
Other Purchased / Professional / Consulting	400,000	400,000	-	(400,000)	(400,000)
<b>TOTAL CONTRACTED SERVICES</b>	<b>2,730,840</b>	<b>2,730,840</b>	<b>-</b>	<b>(2,730,840)</b>	<b>(2,730,840)</b>

126.00

**DESCRIPTION OF ASSUMPTIONS**

**BUSHWICK ASCEND CHARTER SCHOOL**  
**Budget / Operating Plan**  
**2017-18**

<b>Total Revenue</b>	<b>16,656,700</b>	<b>16,656,700</b>	<b>-</b>	<b>16,656,700</b>	<b>16,656,700</b>
<b>Total Expenses</b>	<b>16,198,360</b>	<b>16,198,360</b>	<b>-</b>	<b>(16,198,360)</b>	<b>(16,198,360)</b>
<b>Net Income</b>	<b>458,340</b>	<b>458,340</b>	<b>-</b>	<b>458,340</b>	<b>458,340</b>
<b>Actual Student Enrollment</b>					

	<b>Total Year</b>			<b>VARIANCE</b>	
	<b>Original Budget</b>	<b>Revised Budget</b>	<b>Variance</b>	<b>Original Budget vs. PY Budget</b>	<b>Revised Budget vs. PY Budget</b>

**DESCRIPTION OF ASSUMPTIONS**

**SCHOOL OPERATIONS**

Board Expenses	-	-	-	-	-
Classroom / Teaching Supplies & Materials	86,000	86,000	-	(86,000)	(86,000)
Special Ed Supplies & Materials	8,000	8,000	-	(8,000)	(8,000)
Textbooks / Workbooks	129,860	129,860	-	(129,860)	(129,860)
Supplies & Materials other	7,500	7,500	-	(7,500)	(7,500)
Equipment / Furniture	54,000	54,000	-	(54,000)	(54,000)
Telephone	119,212	119,212	-	(119,212)	(119,212)
Technology	48,620	48,620	-	(48,620)	(48,620)
Student Testing & Assessment	18,452	18,452	-	(18,452)	(18,452)
Field Trips	25,000	25,000	-	(25,000)	(25,000)
Transportation (student)	-	-	-	-	-
Student Services - other	23,000	23,000	-	(23,000)	(23,000)
Office Expense	85,800	85,800	-	(85,800)	(85,800)
Staff Development	93,000	93,000	-	(93,000)	(93,000)
Staff Recruitment	42,000	42,000	-	(42,000)	(42,000)
Student Recruitment / Marketing	10,500	10,500	-	(10,500)	(10,500)
School Meals / Lunch	-	-	-	-	-
Travel (Staff)	4,000	4,000	-	(4,000)	(4,000)
Fundraising	-	-	-	-	-
Other	<u>38,252</u>	<u>38,252</u>	-	<u>(38,252)</u>	<u>(38,252)</u>
<b>TOTAL SCHOOL OPERATIONS</b>	<b>793,196</b>	<b>793,196</b>	<b>-</b>	<b>(793,196)</b>	<b>(793,196)</b>

**FACILITY OPERATION & MAINTENANCE**

Insurance	72,876	72,876	-	(72,876)	(72,876)
Janitorial	35,000	35,000	-	(35,000)	(35,000)
Building and Land Rent / Lease / Facility Finance Interest	1,729,096	1,729,096	-	(1,729,096)	(1,729,096)
Repairs & Maintenance	190,000	190,000	-	(190,000)	(190,000)
Equipment / Furniture	267,720	267,720	-	(267,720)	(267,720)
Security	-	-	-	-	-
Utilities	145,000	145,000	-	(145,000)	(145,000)
<b>TOTAL FACILITY OPERATION &amp; MAINTENANCE</b>	<b>2,439,692</b>	<b>2,439,692</b>	<b>-</b>	<b>(2,439,692)</b>	<b>(2,439,692)</b>

**DEPRECIATION & AMORTIZATION**

	560,000	560,000	-	(560,000)	(560,000)
--	---------	---------	---	-----------	-----------

**RESERVES / CONTINGENCY**

	-	-	-	-	-
--	---	---	---	---	---

**BUSHWICK ASCEND CHARTER SCHOOL**  
**Budget / Operating Plan**  
**2017-18**

<b>Total Revenue</b>	<b>16,656,700</b>	<b>16,656,700</b>	<b>-</b>	<b>16,656,700</b>	<b>16,656,700</b>
<b>Total Expenses</b>	<b>16,198,360</b>	<b>16,198,360</b>	<b>-</b>	<b>(16,198,360)</b>	<b>(16,198,360)</b>
<b>Net Income</b>	<b>458,340</b>	<b>458,340</b>	<b>-</b>	<b>458,340</b>	<b>458,340</b>
<b>Actual Student Enrollment</b>					
	<b>Total Year</b>			<b>VARIANCE</b>	
	<b>Original Budget</b>	<b>Revised Budget</b>	<b>Variance</b>	<b>Original Budget vs. PY Budget</b>	<b>Revised Budget vs. PY Budget</b>
<b>TOTAL EXPENSES</b>	<u><b>16,198,360</b></u>	<u><b>16,198,360</b></u>	<b>-</b>	<u><b>(16,198,360)</b></u>	<u><b>(16,198,360)</b></u>
<b>NET INCOME</b>	<u><b>458,340</b></u>	<u><b>458,340</b></u>	<b>-</b>	<u><b>458,340</b></u>	<u><b>458,340</b></u>

**DESCRIPTION OF ASSUMPTIONS**



**BUSHWICK ASCEND CHARTER SCHOOL  
BALANCE SHEET  
2017-18**

DO NOT ENTER BALANCE SHEET DATA ON THIS  
TEMPLATE

Balance sheet data should for the Ed Corp:  
Ascend Charter Schools  
should be entered on the template for  
Canarsie Ascend Charter School.

	<u>Prior Year</u>	Q1	Q2	Q3	Q4
	<u>2016-17</u>	<u>As of 9/30</u>	<u>As of 12/31</u>	<u>As of 3/31</u>	<u>As of 6/30</u>
<b><u>ASSETS</u></b>					
<b><u>CURRENT ASSETS</u></b>					
Cash and cash equivalents	-	-	-	-	-
Grants and contracts receivable	-	-	-	-	-
Accounts receivables	-	-	-	-	-
Prepaid Expenses	-	-	-	-	-
Contributions and other receivables	-	-	-	-	-
<b>TOTAL CURRENT ASSETS</b>	-	-	-	-	-
<b><u>PROPERTY, BUILDING AND EQUIPMENT, net</u></b>	-	-	-	-	-
<b><u>OTHER ASSETS</u></b>	-	-	-	-	-
<b>TOTAL ASSETS</b>	-	-	-	-	-
<b><u>LIABILITIES AND NET ASSETS</u></b>					
<b><u>CURRENT LIABILITIES</u></b>					
Accounts payable and accrued expenses	-	-	-	-	-
Accrued payroll and benefits	-	-	-	-	-
Deferred Revenue	-	-	-	-	-
Current maturities of long-term debt	-	-	-	-	-
Short Term Debt - Bonds, Notes Payable	-	-	-	-	-
Other	-	-	-	-	-
<b>TOTAL CURRENT LIABILITIES</b>	-	-	-	-	-
<b><u>LONG-TERM DEBT and NOTES PAYABLE, net current maturities</u></b>	-	-	-	-	-
<b>TOTAL LIABILITIES</b>	-	-	-	-	-
<b><u>NET ASSETS</u></b>					
Unrestricted	-	-	-	-	-
Temporarily restricted	-	-	-	-	-
<b>TOTAL NET ASSETS</b>	-	-	-	-	-
<b>TOTAL LIABILITIES AND NET ASSETS</b>	-	-	-	-	-



**BUSHWICK ASCEND CHARTER  
Budget / Operating Plan**

**2017-18**

<b>Total Revenue</b>	-	<b>4,127,027</b>	-	-	<b>4,158,410</b>	-	-
<b>Total Expenses</b>	-	<b>4,028,213</b>	-	-	<b>4,067,703</b>	-	-
<b>Net Income</b>	-	<b>98,814</b>	-	-	<b>90,707</b>	-	-
<b>Actual Student Enrollment</b>	-	<b>897</b>	-	-	<b>897</b>	-	-
	<b>1st Quarter - 7/1 - 9/30</b>			<b>2nd Quarter - 10/1 - 12/31</b>			<b>3rd Quarter</b>
<b>*NOTE: Enrollment, Revenue and Expenditure Data IN the 'Total and Variance Analysis' Section is Based on LAST ACTUAL Quarter Completed</b>	<b>Actual</b>	<b>Current Budget</b>	<b>Variance</b>	<b>Actual</b>	<b>Current Budget</b>	<b>Variance</b>	<b>Actual</b>
Other	-	-	-	-	-	-	-
TOTAL REVENUE FROM FEDERAL SOURCES	-	159,166	-	-	188,574	-	-
<b>LOCAL and OTHER REVENUE</b>							
Contributions and Donations		-	-		-	-	
Fundraising		-	-		-	-	
Erate Reimbursement		27,572	-		27,572	-	
Earnings on Investments		-	-		-	-	
Interest Income		166	-		166	-	
Food Service (Income from meals)		987	-		2,962	-	
Text Book		17,823	-		17,823	-	
OTHER		-	-		-	-	
TOTAL REVENUE FROM LOCAL and OTHER SOURCES	-	46,548	-	-	48,523	-	-
<b>TOTAL REVENUE</b>	-	<b>4,127,027</b>	-	-	<b>4,158,410</b>	-	-

Total Revenue	-	4,127,027	-	-	4,158,410	-	-
Total Expenses	-	4,028,213	-	-	4,067,703	-	-
Net Income	-	98,814	-	-	90,707	-	-
Actual Student Enrollment	-	897	-	-	897	-	-

*NOTE: Enrollment, Revenue and Expenditure Data IN the 'Total and Variance Analysis' Section is Based on LAST ACTUAL Quarter Completed	1st Quarter - 7/1 - 9/30			2nd Quarter - 10/1 - 12/31			3rd Quarter
	Actual	Current Budget	Variance	Actual	Current Budget	Variance	Actual

**EXPENSES**

Quarter 0

**ADMINISTRATIVE STAFF PERSONNEL COSTS**

No. of Positions

Executive Management	-	-	-	-	-	-	-
Instructional Management	-	75,000	-	-	75,000	-	-
Deans, Directors & Coordinators	-	269,903	-	-	269,903	-	-
CFO / Director of Finance	-	-	-	-	-	-	-
Operation / Business Manager	-	62,500	-	-	62,500	-	-
Administrative Staff	-	128,940	-	-	128,940	-	-
<b>TOTAL ADMINISTRATIVE STAFF</b>	-	536,343	-	-	536,343	-	-

**INSTRUCTIONAL PERSONNEL COSTS**

Teachers - Regular	-	782,542	-	-	782,542	-	-
Teachers - SPED	-	424,409	-	-	424,409	-	-
Substitute Teachers	-	10,000	-	-	10,000	-	-
Teaching Assistants	-	-	-	-	-	-	-
Specialty Teachers	-	143,826	-	-	143,826	-	-
Aides	-	-	-	-	-	-	-
Therapists & Counselors	-	70,832	-	-	70,832	-	-
Other	-	49,488	-	-	49,488	-	-
<b>TOTAL INSTRUCTIONAL</b>	-	1,481,097	-	-	1,481,097	-	-

**NON-INSTRUCTIONAL PERSONNEL COSTS**

Nurse	-	-	-	-	-	-	-
Librarian	-	-	-	-	-	-	-
Custodian	-	-	-	-	-	-	-
Security	-	17,850	-	-	17,850	-	-
Other	-	13,000	-	-	13,000	-	-
<b>TOTAL NON-INSTRUCTIONAL</b>	-	30,850	-	-	30,850	-	-

**SUBTOTAL PERSONNEL SERVICE COSTS**

	-	2,048,290	-	-	2,048,290	-	-
--	---	-----------	---	---	-----------	---	---

**PAYROLL TAXES AND BENEFITS**

Payroll Taxes	-	157,944	-	-	157,944	-	-
Fringe / Employee Benefits	-	212,424	-	-	212,424	-	-
Retirement / Pension	-	-	-	-	-	-	-
<b>TOTAL PAYROLL TAXES AND BENEFITS</b>	-	370,368	-	-	370,368	-	-

**TOTAL PERSONNEL SERVICE COSTS**

	-	2,418,658	-	-	2,418,658	-	-
--	---	-----------	---	---	-----------	---	---

**BUSHWICK ASCEND CHARTER  
Budget / Operating Plan**

**2017-18**

<b>Total Revenue</b>	-	4,127,027	-	-	4,158,410	-	-
<b>Total Expenses</b>	-	4,028,213	-	-	4,067,703	-	-
<b>Net Income</b>	-	98,814	-	-	90,707	-	-
<b>Actual Student Enrollment</b>	-	897	-	-	897	-	-

*NOTE: Enrollment, Revenue and Expenditure Data IN the 'Total and Variance Analysis' Section is Based on LAST ACTUAL Quarter Completed	1st Quarter - 7/1 - 9/30			2nd Quarter - 10/1 - 12/31			3rd Quarter
	Actual	Current Budget	Variance	Actual	Current Budget	Variance	Actual
	<b>CONTRACTED SERVICES</b>						
Accounting / Audit		4,847	-		4,847	-	
Legal		5,000	-		5,000	-	
Management Company Fee		512,731	-		512,731	-	
Nurse Services		-	-		-	-	
Food Service / School Lunch		22,495	-		61,985	-	
Payroll Services		3,750	-		3,750	-	
Special Ed Services		2,500	-		2,500	-	
Titlement Services (i.e. Title I)		-	-		-	-	
Other Purchased / Professional / Consulting		100,000	-		100,000	-	
<b>TOTAL CONTRACTED SERVICES</b>	-	651,323	-	-	690,813	-	-

Total Revenue	-	4,127,027	-	-	4,158,410	-	-
Total Expenses	-	4,028,213	-	-	4,067,703	-	-
Net Income	-	98,814	-	-	90,707	-	-
Actual Student Enrollment	-	897	-	-	897	-	-

*NOTE: Enrollment, Revenue and Expenditure Data IN the 'Total and Variance Analysis' Section is Based on LAST ACTUAL Quarter Completed	1st Quarter - 7/1 - 9/30			2nd Quarter - 10/1 - 12/31			3rd Quarter
	Actual	Current Budget	Variance	Actual	Current Budget	Variance	Actual

**SCHOOL OPERATIONS**

Board Expenses	-	-	-	-	-	-	-
Classroom / Teaching Supplies & Materials	21,500	-	-	21,500	-	-	-
Special Ed Supplies & Materials	2,000	-	-	2,000	-	-	-
Textbooks / Workbooks	32,465	-	-	32,465	-	-	-
Supplies & Materials other	1,875	-	-	1,875	-	-	-
Equipment / Furniture	13,500	-	-	13,500	-	-	-
Telephone	29,803	-	-	29,803	-	-	-
Technology	12,155	-	-	12,155	-	-	-
Student Testing & Assessment	4,613	-	-	4,613	-	-	-
Field Trips	6,250	-	-	6,250	-	-	-
Transportation (student)	-	-	-	-	-	-	-
Student Services - other	5,750	-	-	5,750	-	-	-
Office Expense	21,450	-	-	21,450	-	-	-
Staff Development	23,250	-	-	23,250	-	-	-
Staff Recruitment	10,500	-	-	10,500	-	-	-
Student Recruitment / Marketing	2,625	-	-	2,625	-	-	-
School Meals / Lunch	-	-	-	-	-	-	-
Travel (Staff)	1,000	-	-	1,000	-	-	-
Fundraising	-	-	-	-	-	-	-
Other	9,563	-	-	9,563	-	-	-
<b>TOTAL SCHOOL OPERATIONS</b>	-	198,299	-	-	198,299	-	-

**FACILITY OPERATION & MAINTENANCE**

Insurance	18,219	-	-	18,219	-	-	-
Janitorial	8,750	-	-	8,750	-	-	-
Building and Land Rent / Lease / Facility Finance Interest	432,274	-	-	432,274	-	-	-
Repairs & Maintenance	47,500	-	-	47,500	-	-	-
Equipment / Furniture	76,940	-	-	76,940	-	-	-
Security	-	-	-	-	-	-	-
Utilities	36,250	-	-	36,250	-	-	-
<b>TOTAL FACILITY OPERATION &amp; MAINTENANCE</b>	-	619,933	-	-	619,933	-	-

**DEPRECIATION & AMORTIZATION RESERVES / CONTINGENCY**

	140,000	-	-	140,000	-	-	-
	-	-	-	-	-	-	-

<b>TOTAL EXPENSES</b>	-	<b>4,028,213</b>	-	-	<b>4,067,703</b>	-	-
-----------------------	---	------------------	---	---	------------------	---	---

**BUSHWICK ASCEND CHARTER  
Budget / Operating Plan**

**2017-18**

<b>Total Revenue</b>	-	<b>4,127,027</b>	-	-	<b>4,158,410</b>	-	-	
<b>Total Expenses</b>	-	<b>4,028,213</b>	-	-	<b>4,067,703</b>	-	-	
<b>Net Income</b>	-	<b>98,814</b>	-	-	<b>90,707</b>	-	-	
<b>Actual Student Enrollment</b>	-	<b>897</b>	-	-	<b>897</b>	-	-	
		<b>1st Quarter - 7/1 - 9/30</b>			<b>2nd Quarter - 10/1 - 12/31</b>			<b>3rd Q</b>
<b>*NOTE: Enrollment, Revenue and Expenditure Data IN the 'Total and Variance Analysis' Section is Based on LAST ACTUAL Quarter Completed</b>		<b>Actual</b>	<b>Current Budget</b>	<b>Variance</b>	<b>Actual</b>	<b>Current Budget</b>	<b>Variance</b>	<b>Actual</b>
<b>NET INCOME</b>	-	<b>98,814</b>	-	-	<b>90,707</b>	-	-	-

Total Revenue	-	4,127,027	-	-	4,158,410	-	-
Total Expenses	-	4,028,213	-	-	4,067,703	-	-
Net Income	-	98,814	-	-	90,707	-	-
Actual Student Enrollment	-	897	-	-	897	-	-

*NOTE: Enrollment, Revenue and Expenditure Data IN the 'Total and Variance Analysis' Section is Based on LAST ACTUAL Quarter Completed	1st Quarter - 7/1 - 9/30			2nd Quarter - 10/1 - 12/31			3rd C
	Actual	Current Budget	Variance	Actual	Current Budget	Variance	Actual

<b>ENROLLMENT - *School Districts Are Linked To Above Entries*</b>							
NYC CHANCELLOR'S OFFICE	-	897	-	-	897	-	-
-	-	-	-	-	-	-	-
-	-	-	-	-	-	-	-
-	-	-	-	-	-	-	-
-	-	-	-	-	-	-	-
-	-	-	-	-	-	-	-
-	-	-	-	-	-	-	-
-	-	-	-	-	-	-	-
-	-	-	-	-	-	-	-
-	-	-	-	-	-	-	-
-	-	-	-	-	-	-	-
-	-	-	-	-	-	-	-
-	-	-	-	-	-	-	-
-	-	-	-	-	-	-	-
-	-	-	-	-	-	-	-
-	-	-	-	-	-	-	-
-	-	-	-	-	-	-	-
ALL OTHER School Districts: ( Count = 0 )	-	-	-	-	-	-	-
<b>TOTAL ENROLLMENT</b>	-	<u>897</u>	-	-	<u>897</u>	-	-
<b>REVENUE PER PUPIL</b>	-	<u>4,601</u>	-	-	<u>4,636</u>	-	-
<b>EXPENSES PER PUPIL</b>	-	<u>4,491</u>	-	-	<u>4,535</u>	-	-



**SCHOOL  
n**

<b>Total Revenue</b>	<b>4,212,854</b>	-	-	<b>4,158,410</b>	-
<b>Total Expenses</b>	<b>4,058,765</b>	-	-	<b>4,043,679</b>	-
<b>Net Income</b>	<b>154,089</b>	-	-	<b>114,731</b>	-
<b>Actual Student Enrollment</b>	<b>897</b>	-	-	<b>897</b>	-
	<b>Quarter - 1/1 - 3/31</b>		<b>4th Quarter - 4/1 - 6/30</b>		
<b>*NOTE: Enrollment, Revenue and Expenditure Data IN the 'Total and Variance Analysis' Section is Based on LAST ACTUAL Quarter Completed</b>	<b>Current Budget</b>	<b>Variance</b>	<b>Actual</b>	<b>Current Budget</b>	<b>Variance</b>
	-	-		-	-
Other	-	-		-	-
TOTAL REVENUE FROM FEDERAL SOURCES	243,018	-	-	188,574	-
<b>LOCAL and OTHER REVENUE</b>					
Contributions and Donations	-	-		-	-
Fundraising	-	-		-	-
Erate Reimbursement	27,572	-		27,572	-
Earnings on Investments	-	-		-	-
Interest Income	166	-		166	-
Food Service (Income from meals)	2,962	-		2,962	-
Text Book	17,823	-		17,823	-
OTHER	-	-		-	-
TOTAL REVENUE FROM LOCAL and OTHER SOURCES	48,523	-	-	48,523	-
<b>TOTAL REVENUE</b>	<b>4,212,854</b>	-	-	<b>4,158,410</b>	-

**SCHOOL  
n**

<b>Total Revenue</b>	<b>4,212,854</b>	-	-	<b>4,158,410</b>	-
<b>Total Expenses</b>	<b>4,058,765</b>	-	-	<b>4,043,679</b>	-
<b>Net Income</b>	<b>154,089</b>	-	-	<b>114,731</b>	-
<b>Actual Student Enrollment</b>	<b>897</b>	-	-	<b>897</b>	-

<b>*NOTE: Enrollment, Revenue and Expenditure Data IN the 'Total and Variance Analysis' Section is Based on LAST ACTUAL Quarter Completed</b>	<b>Quarter - 1/1 - 3/31</b>		<b>4th Quarter - 4/1 - 6/30</b>		
	<b>Current Budget</b>	<b>Variance</b>	<b>Actual</b>	<b>Current Budget</b>	<b>Variance</b>

**EXPENSES**

**ADMINISTRATIVE STAFF PERSONNEL COSTS**

	Quarter 0 No. of Positions				
Executive Management	-	-	-	-	-
Instructional Management	-	75,000	-	75,000	-
Deans, Directors & Coordinators	-	269,903	-	269,903	-
CFO / Director of Finance	-	-	-	-	-
Operation / Business Manager	-	62,500	-	62,500	-
Administrative Staff	-	128,940	-	128,940	-
<b>TOTAL ADMINISTRATIVE STAFF</b>	-	536,343	-	536,343	-

**INSTRUCTIONAL PERSONNEL COSTS**

Teachers - Regular	-	782,542	-	782,542	-
Teachers - SPED	-	424,409	-	424,409	-
Substitute Teachers	-	10,000	-	10,000	-
Teaching Assistants	-	-	-	-	-
Specialty Teachers	-	143,826	-	143,826	-
Aides	-	-	-	-	-
Therapists & Counselors	-	70,832	-	70,832	-
Other	-	49,488	-	49,488	-
<b>TOTAL INSTRUCTIONAL</b>	-	1,481,097	-	1,481,097	-

**NON-INSTRUCTIONAL PERSONNEL COSTS**

Nurse	-	-	-	-	-
Librarian	-	-	-	-	-
Custodian	-	-	-	-	-
Security	-	17,850	-	17,850	-
Other	-	13,000	-	13,000	-
<b>TOTAL NON-INSTRUCTIONAL</b>	-	30,850	-	30,850	-

**SUBTOTAL PERSONNEL SERVICE COSTS**

**PAYROLL TAXES AND BENEFITS**

Payroll Taxes		157,944	-	157,944	-
Fringe / Employee Benefits		212,424	-	212,424	-
Retirement / Pension		-	-	-	-
<b>TOTAL PAYROLL TAXES AND BENEFITS</b>		370,368	-	370,368	-

**TOTAL PERSONNEL SERVICE COSTS**

		2,418,658	-	2,418,658	-
--	--	-----------	---	-----------	---

SCHOOL n					
<b>Total Revenue</b>	4,212,854	-	-	4,158,410	-
<b>Total Expenses</b>	4,058,765	-	-	4,043,679	-
<b>Net Income</b>	154,089	-	-	114,731	-
<b>Actual Student Enrollment</b>	897	-	-	897	-
		Quarter - 1/1 - 3/31	4th Quarter - 4/1 - 6/30		
<b>*NOTE: Enrollment, Revenue and Expenditure Data IN the 'Total and Variance Analysis' Section is Based on LAST ACTUAL Quarter Completed</b>		SCHOOL n			
		Current Budget	Variance	Actual	Current Budget
<b>CONTRACTED SERVICES</b>					
Accounting / Audit	4,847	-		4,847	-
Legal	5,000	-		5,000	-
Management Company Fee	519,809	-		512,731	-
Nurse Services	-	-		-	-
Food Service / School Lunch	61,985	-		61,985	-
Payroll Services	3,750	-		3,750	-
Special Ed Services	2,500	-		2,500	-
Titlement Services (i.e. Title I)	-	-		-	-
Other Purchased / Professional / Consulting	<u>100,000</u>	-		<u>100,000</u>	-
<b>TOTAL CONTRACTED SERVICES</b>	<u>697,891</u>	-	-	<u>690,813</u>	-

**SCHOOL  
n**

<b>Total Revenue</b>	<b>4,212,854</b>	-	-	<b>4,158,410</b>	-
<b>Total Expenses</b>	<b>4,058,765</b>	-	-	<b>4,043,679</b>	-
<b>Net Income</b>	<b>154,089</b>	-	-	<b>114,731</b>	-
<b>Actual Student Enrollment</b>	<b>897</b>	-	-	<b>897</b>	-

<p><b>*NOTE: Enrollment, Revenue and Expenditure Data IN the 'Total and Variance Analysis' Section is Based on LAST ACTUAL Quarter Completed</b></p>	<b>Quarter - 1/1 - 3/31</b>		<b>4th Quarter - 4/1 - 6/30</b>		
	<b>Current Budget</b>	<b>Variance</b>	<b>Actual</b>	<b>Current Budget</b>	<b>Variance</b>

<b>SCHOOL OPERATIONS</b>					
Board Expenses	-	-		-	-
Classroom / Teaching Supplies & Materials	21,500	-		21,500	-
Special Ed Supplies & Materials	2,000	-		2,000	-
Textbooks / Workbooks	32,465	-		32,465	-
Supplies & Materials other	1,875	-		1,875	-
Equipment / Furniture	13,500	-		13,500	-
Telephone	29,803	-		29,803	-
Technology	12,155	-		12,155	-
Student Testing & Assessment	4,613	-		4,613	-
Field Trips	6,250	-		6,250	-
Transportation (student)	-	-		-	-
Student Services - other	5,750	-		5,750	-
Office Expense	21,450	-		21,450	-
Staff Development	23,250	-		23,250	-
Staff Recruitment	10,500	-		10,500	-
Student Recruitment / Marketing	2,625	-		2,625	-
School Meals / Lunch	-	-		-	-
Travel (Staff)	1,000	-		1,000	-
Fundraising	-	-		-	-
Other	9,563	-		9,563	-
<b>TOTAL SCHOOL OPERATIONS</b>	<b>198,299</b>	-	-	<b>198,299</b>	-
<b>FACILITY OPERATION &amp; MAINTENANCE</b>					
Insurance	18,219	-		18,219	-
Janitorial	8,750	-		8,750	-
Building and Land Rent / Lease / Facility Finance Interest	432,274	-		432,274	-
Repairs & Maintenance	47,500	-		47,500	-
Equipment / Furniture	60,924	-		52,916	-
Security	-	-		-	-
Utilities	36,250	-		36,250	-
<b>TOTAL FACILITY OPERATION &amp; MAINTENANCE</b>	<b>603,917</b>	-	-	<b>595,909</b>	-
<b>DEPRECIATION &amp; AMORTIZATION</b>	<b>140,000</b>	-		<b>140,000</b>	-
<b>RESERVES / CONTINGENCY</b>	-	-		-	-
<b>TOTAL EXPENSES</b>	<b>4,058,765</b>	-	-	<b>4,043,679</b>	-

SCHOOL					
SCHOOL					
n					
Total Revenue	4,212,854	-	-	4,158,410	-
Total Expenses	4,058,765	-	-	4,043,679	-
Net Income	154,089	-	-	114,731	-
Actual Student Enrollment	897	-	-	897	-
		Quarter - 1/1 - 3/31		4th Quarter - 4/1 - 6/30	
*NOTE: Enrollment, Revenue and Expenditure Data IN the 'Total and Variance Analysis' Section is Based on LAST ACTUAL Quarter Completed		Quarter - 1/1 - 3/31			
		Current Budget	Variance	Actual	Current Budget
NET INCOME	154,089	-	-	114,731	-

SCHOOL n					
Total Revenue	4,212,854	-	-	4,158,410	-
Total Expenses	4,058,765	-	-	4,043,679	-
Net Income	154,089	-	-	114,731	-
Actual Student Enrollment	897	-	-	897	-
		Quarter - 1/1 - 3/31			
		Quarter - 1/1 - 3/31		4th Quarter - 4/1 - 6/30	
*NOTE: Enrollment, Revenue and Expenditure Data IN the 'Total and Variance Analysis' Section is Based on LAST ACTUAL Quarter Completed					
		Current Budget	Variance	Actual	Current Budget
<b>ENROLLMENT - *School Districts Are Linked To Above Entries*</b>					
NYC CHANCELLOR'S OFFICE	897	-	-	897	-
-	-	-	-	-	-
-	-	-	-	-	-
-	-	-	-	-	-
-	-	-	-	-	-
-	-	-	-	-	-
-	-	-	-	-	-
-	-	-	-	-	-
-	-	-	-	-	-
-	-	-	-	-	-
-	-	-	-	-	-
-	-	-	-	-	-
-	-	-	-	-	-
-	-	-	-	-	-
-	-	-	-	-	-
-	-	-	-	-	-
-	-	-	-	-	-
ALL OTHER School Districts: ( Count = 0 )	-	-	-	-	-
<b>TOTAL ENROLLMENT</b>	<b>897</b>	<b>-</b>	<b>-</b>	<b>897</b>	<b>-</b>
<b>REVENUE PER PUPIL</b>	<b>4,697</b>	<b>-</b>	<b>-</b>	<b>4,636</b>	<b>-</b>
<b>EXPENSES PER PUPIL</b>	<b>4,525</b>	<b>-</b>	<b>-</b>	<b>4,508</b>	<b>-</b>

**BUSHWICK ASCEND CHARTER SCHOOL**  
**Budget / Operating Plan**

**2017-18**

<b>Total Revenue</b>	-	-	-	<b>16,656,700</b>	<b>(16,656,700)</b>	-	-	<b>16,656,700</b>
<b>Total Expenses</b>	-	-	-	<b>16,198,360</b>	<b>16,198,360</b>	-	-	<b>16,198,360</b>
<b>Net Income</b>	-	-	-	<b>458,340</b>	<b>(458,340)</b>	-	-	<b>458,340</b>
<b>Actual Student Enrollment</b>	-	-	-			-	-	

**\*NOTE: Enrollment, Revenue and Expenditure Data IN the 'Total and Variance Analysis' Section is Based on LAST ACTUAL Quarter Completed**

**TOTALS AND VARIANCE ANALYSIS**

	<b>Actual</b>	<b>Current Budget (Current Quarter)</b>	<b>Actual vs. Current Budget</b>	<b>Current Budget - TY</b>	<b>Actual vs. Current Budget TY</b>	<b>Original Budget (Current Quarter)</b>	<b>Actual vs. Original Budget</b>	<b>Original Budget -</b>
<b>REVENUE</b>								
<b>REVENUES FROM STATE SOURCES</b>								
Per Pupil Revenue								
<b>CY Per Pupil Rate</b>								
NYC CHANCELLOR'S OFFICE		14,527		13,030,719	(13,030,719)			13,030,719
-		-		-				-
-		-		-				-
-		-		-				-
-		-		-				-
-		-		-				-
-		-		-				-
-		-		-				-
-		-		-				-
-		-		-				-
-		-		-				-
-		-		-				-
-		-		-				-
-		-		-				-
-		-		-				-
-		-		-				-
-		-		-				-
ALL OTHER School Districts: ( Count = 0 )		-		-				-
<b>TOTAL Per Pupil Revenue (Weighted Average Per Pupil Funding)</b>		<b>14,527</b>		<b>13,030,719</b>	<b>(13,030,719)</b>			<b>13,030,719</b>
Special Education Revenue				1,368,060	(1,368,060)			1,368,060
Grants								
Stimulus								
DYCD (Department of Youth and Community Development)								
Other								
NYC DoE Rental Assistance				1,286,472	(1,286,472)			1,286,472
Other								
<b>TOTAL REVENUE FROM STATE SOURCES</b>				<b>15,685,251</b>	<b>(15,685,251)</b>			<b>15,685,251</b>
<b>REVENUE FROM FEDERAL FUNDING</b>								
IDEA Special Needs				145,532	(145,532)			145,532
Title I				449,831	(449,831)			449,831
Title Funding - Other				16,136	(16,136)			16,136
School Food Service (Free Lunch)				167,833	(167,833)			167,833
Grants								
Charter School Program (CSP) Planning & Implementation								
Other								

**BUSHWICK ASCEND CHARTER SCHOOL**  
**Budget / Operating Plan**

**2017-18**

<b>Total Revenue</b>	-	-	-	16,656,700	(16,656,700)	-	-	16,656,700
<b>Total Expenses</b>	-	-	-	16,198,360	16,198,360	-	-	16,198,360
<b>Net Income</b>	-	-	-	458,340	(458,340)	-	-	458,340
<b>Actual Student Enrollment</b>	-	-	-			-	-	

**\*NOTE: Enrollment, Revenue and Expenditure Data IN the 'Total and Variance Analysis' Section is Based on LAST ACTUAL Quarter Completed**

**TOTALS AND VARIANCE ANALYSIS**

	<b>Actual</b>	<b>Current Budget (Current Quarter)</b>	<b>Actual vs. Current Budget</b>	<b>Current Budget - TY</b>	<b>Actual vs. Current Budget TY</b>	<b>Original Budget (Current Quarter)</b>	<b>Actual vs. Original Budget</b>	<b>Original Budget -</b>
Other	-	-	-	-	-	-	-	
TOTAL REVENUE FROM FEDERAL SOURCES	-	-	-	779,332	(779,332)	-	-	779,332
<b>LOCAL and OTHER REVENUE</b>								
Contributions and Donations	-	-	-	-	-	-	-	
Fundraising	-	-	-	-	-	-	-	
Erate Reimbursement	-	-	-	110,288	(110,288)	-	-	110,288
Earnings on Investments	-	-	-	-	-	-	-	
Interest Income	-	-	-	664	(664)	-	-	664
Food Service (Income from meals)	-	-	-	9,873	(9,873)	-	-	9,873
Text Book	-	-	-	71,292	(71,292)	-	-	71,292
OTHER	-	-	-	-	-	-	-	
TOTAL REVENUE FROM LOCAL and OTHER SOURCES	-	-	-	192,117	(192,117)	-	-	192,117
<b>TOTAL REVENUE</b>	-	-	-	<b>16,656,700</b>	<b>(16,656,700)</b>	-	-	<b>16,656,700</b>

**BUSHWICK ASCEND CHARTER SCHOOL**  
**Budget / Operating Plan**

**2017-18**

<b>Total Revenue</b>	-	-	-	<b>16,656,700</b>	<b>(16,656,700)</b>	-	-	<b>16,656,700</b>
<b>Total Expenses</b>	-	-	-	<b>16,198,360</b>	<b>16,198,360</b>	-	-	<b>16,198,360</b>
<b>Net Income</b>	-	-	-	<b>458,340</b>	<b>(458,340)</b>	-	-	<b>458,340</b>
<b>Actual Student Enrollment</b>	-	-	-			-	-	

**\*NOTE: Enrollment, Revenue and Expenditure Data IN the 'Total and Variance Analysis' Section is Based on LAST ACTUAL Quarter Completed**

**TOTALS AND VARIANCE ANALYSIS**

<b>Actual</b>	<b>Current Budget (Current Quarter)</b>	<b>Actual vs. Current Budget</b>	<b>Current Budget - TY</b>	<b>Actual vs. Current Budget TY</b>	<b>Original Budget (Current Quarter)</b>	<b>Actual vs. Original Budget</b>	<b>Original Budget -</b>
---------------	---	----------------------------------	----------------------------	-------------------------------------	--	-----------------------------------	--------------------------

<b>EXPENSES</b>	<b>Quarter 0 No. of Positions</b>	<b>Actual</b>	<b>Current Budget (Current Quarter)</b>	<b>Actual vs. Current Budget</b>	<b>Current Budget - TY</b>	<b>Actual vs. Current Budget TY</b>	<b>Original Budget (Current Quarter)</b>	<b>Actual vs. Original Budget</b>	<b>Original Budget -</b>
<b>ADMINISTRATIVE STAFF PERSONNEL COSTS</b>									
Executive Management	-	-	-	-	-	-	-	-	-
Instructional Management	-	-	-	-	300,000	300,000	-	-	300,000
Deans, Directors & Coordinators	-	-	-	-	1,079,612	1,079,612	-	-	1,079,612
CFO / Director of Finance	-	-	-	-	-	-	-	-	-
Operation / Business Manager	-	-	-	-	250,000	250,000	-	-	250,000
Administrative Staff	-	-	-	-	515,760	515,760	-	-	515,760
<b>TOTAL ADMINISTRATIVE STAFF</b>	-	-	-	-	2,145,372	2,145,372	-	-	2,145,372
<b>INSTRUCTIONAL PERSONNEL COSTS</b>									
Teachers - Regular	-	-	-	-	3,130,168	3,130,168	-	-	3,130,168
Teachers - SPED	-	-	-	-	1,697,636	1,697,636	-	-	1,697,636
Substitute Teachers	-	-	-	-	40,000	40,000	-	-	40,000
Teaching Assistants	-	-	-	-	-	-	-	-	-
Specialty Teachers	-	-	-	-	575,304	575,304	-	-	575,304
Aides	-	-	-	-	-	-	-	-	-
Therapists & Counselors	-	-	-	-	283,328	283,328	-	-	283,328
Other	-	-	-	-	197,952	197,952	-	-	197,952
<b>TOTAL INSTRUCTIONAL</b>	-	-	-	-	5,924,388	5,924,388	-	-	5,924,388
<b>NON-INSTRUCTIONAL PERSONNEL COSTS</b>									
Nurse	-	-	-	-	-	-	-	-	-
Librarian	-	-	-	-	-	-	-	-	-
Custodian	-	-	-	-	-	-	-	-	-
Security	-	-	-	-	71,400	71,400	-	-	71,400
Other	-	-	-	-	52,000	52,000	-	-	52,000
<b>TOTAL NON-INSTRUCTIONAL</b>	-	-	-	-	123,400	123,400	-	-	123,400
<b>SUBTOTAL PERSONNEL SERVICE COSTS</b>	-	-	-	-	8,193,160	8,193,160	-	-	8,193,160
<b>PAYROLL TAXES AND BENEFITS</b>									
Payroll Taxes		-	-	-	631,776	631,776	-	-	631,776
Fringe / Employee Benefits		-	-	-	849,696	849,696	-	-	849,696
Retirement / Pension		-	-	-	-	-	-	-	-
<b>TOTAL PAYROLL TAXES AND BENEFITS</b>		-	-	-	1,481,472	1,481,472	-	-	1,481,472
<b>TOTAL PERSONNEL SERVICE COSTS</b>	-	-	-	-	9,674,632	9,674,632	-	-	9,674,632

**BUSHWICK ASCEND CHARTER SCHOOL**  
**Budget / Operating Plan**

**2017-18**

<b>Total Revenue</b>	-	-	-	16,656,700	(16,656,700)	-	-	16,656,700
<b>Total Expenses</b>	-	-	-	16,198,360	16,198,360	-	-	16,198,360
<b>Net Income</b>	-	-	-	458,340	(458,340)	-	-	458,340
<b>Actual Student Enrollment</b>	-	-	-			-	-	

**TOTALS AND VARIANCE ANALYSIS**

**\*NOTE: Enrollment, Revenue and Expenditure Data IN the 'Total and Variance Analysis' Section is Based on LAST ACTUAL Quarter Completed**

	<b>Actual</b>	<b>Current Budget (Current Quarter)</b>	<b>Actual vs. Current Budget</b>	<b>Current Budget - TY</b>	<b>Actual vs. Current Budget TY</b>	<b>Original Budget (Current Quarter)</b>	<b>Actual vs. Original Budget</b>	<b>Original Budget -</b>
<b>CONTRACTED SERVICES</b>								
Accounting / Audit	-	-	-	19,388	19,388	-	-	19,388
Legal	-	-	-	20,000	20,000	-	-	20,000
Management Company Fee	-	-	-	2,058,002	2,058,002	-	-	2,058,002
Nurse Services	-	-	-	-	-	-	-	
Food Service / School Lunch	-	-	-	208,450	208,450	-	-	208,450
Payroll Services	-	-	-	15,000	15,000	-	-	15,000
Special Ed Services	-	-	-	10,000	10,000	-	-	10,000
Titlement Services (i.e. Title I)	-	-	-	-	-	-	-	
Other Purchased / Professional / Consulting	-	-	-	400,000	400,000	-	-	400,000
<b>TOTAL CONTRACTED SERVICES</b>	-	-	-	2,730,840	2,730,840	-	-	2,730,840

**BUSHWICK ASCEND CHARTER SCHOOL**  
**Budget / Operating Plan**

**2017-18**

<b>Total Revenue</b>	-	-	-	<b>16,656,700</b>	<b>(16,656,700)</b>	-	-	<b>16,656,700</b>
<b>Total Expenses</b>	-	-	-	<b>16,198,360</b>	<b>16,198,360</b>	-	-	<b>16,198,360</b>
<b>Net Income</b>	-	-	-	<b>458,340</b>	<b>(458,340)</b>	-	-	<b>458,340</b>
<b>Actual Student Enrollment</b>	-	-	-			-	-	

**\*NOTE: Enrollment, Revenue and Expenditure Data IN the 'Total and Variance Analysis' Section is Based on LAST ACTUAL Quarter Completed**

**TOTALS AND VARIANCE ANALYSIS**

<b>Actual</b>	<b>Current Budget (Current Quarter)</b>	<b>Actual vs. Current Budget</b>	<b>Current Budget - TY</b>	<b>Actual vs. Current Budget TY</b>	<b>Original Budget (Current Quarter)</b>	<b>Actual vs. Original Budget</b>	<b>Original Budget -</b>
---------------	---	----------------------------------	----------------------------	-------------------------------------	--	-----------------------------------	--------------------------

**SCHOOL OPERATIONS**

Board Expenses	-	-	-	-	-	-	-	-
Classroom / Teaching Supplies & Materials	-	-	-	86,000	86,000	-	-	86,000
Special Ed Supplies & Materials	-	-	-	8,000	8,000	-	-	8,000
Textbooks / Workbooks	-	-	-	129,860	129,860	-	-	129,860
Supplies & Materials other	-	-	-	7,500	7,500	-	-	7,500
Equipment / Furniture	-	-	-	54,000	54,000	-	-	54,000
Telephone	-	-	-	119,212	119,212	-	-	119,212
Technology	-	-	-	48,620	48,620	-	-	48,620
Student Testing & Assessment	-	-	-	18,452	18,452	-	-	18,452
Field Trips	-	-	-	25,000	25,000	-	-	25,000
Transportation (student)	-	-	-	-	-	-	-	-
Student Services - other	-	-	-	23,000	23,000	-	-	23,000
Office Expense	-	-	-	85,800	85,800	-	-	85,800
Staff Development	-	-	-	93,000	93,000	-	-	93,000
Staff Recruitment	-	-	-	42,000	42,000	-	-	42,000
Student Recruitment / Marketing	-	-	-	10,500	10,500	-	-	10,500
School Meals / Lunch	-	-	-	-	-	-	-	-
Travel (Staff)	-	-	-	4,000	4,000	-	-	4,000
Fundraising	-	-	-	-	-	-	-	-
Other	-	-	-	38,252	38,252	-	-	38,252
<b>TOTAL SCHOOL OPERATIONS</b>	-	-	-	<b>793,196</b>	<b>793,196</b>	-	-	<b>793,196</b>

**FACILITY OPERATION & MAINTENANCE**

Insurance	-	-	-	72,876	72,876	-	-	72,876
Janitorial	-	-	-	35,000	35,000	-	-	35,000
Building and Land Rent / Lease / Facility Finance Interest	-	-	-	1,729,096	1,729,096	-	-	1,729,096
Repairs & Maintenance	-	-	-	190,000	190,000	-	-	190,000
Equipment / Furniture	-	-	-	267,720	267,720	-	-	267,720
Security	-	-	-	-	-	-	-	-
Utilities	-	-	-	145,000	145,000	-	-	145,000
<b>TOTAL FACILITY OPERATION &amp; MAINTENANCE</b>	-	-	-	<b>2,439,692</b>	<b>2,439,692</b>	-	-	<b>2,439,692</b>

**DEPRECIATION & AMORTIZATION**

	-	-	-	560,000	560,000	-	-	560,000
--	---	---	---	---------	---------	---	---	---------

**RESERVES / CONTINGENCY**

	-	-	-	-	-	-	-	-
--	---	---	---	---	---	---	---	---

**TOTAL EXPENSES**

	-	-	-	<b>16,198,360</b>	<b>16,198,360</b>	-	-	<b>16,198,360</b>
--	---	---	---	-------------------	-------------------	---	---	-------------------

**BUSHWICK ASCEND CHARTER SCHOOL**  
**Budget / Operating Plan**

**2017-18**

<b>Total Revenue</b>	-	-	-	16,656,700	(16,656,700)	-	-	16,656,700
<b>Total Expenses</b>	-	-	-	16,198,360	16,198,360	-	-	16,198,360
<b>Net Income</b>	-	-	-	458,340	(458,340)	-	-	458,340
<b>Actual Student Enrollment</b>	-	-	-			-	-	

**TOTALS AND VARIANCE ANALYSIS**

<p><b>*NOTE: Enrollment, Revenue and Expenditure Data IN the 'Total and Variance Analysis' Section is Based on LAST ACTUAL Quarter Completed</b></p>		<b>Current</b>	<b>Actual</b>		<b>Actual</b>	<b>Original</b>	<b>Actual</b>		
		<b>Budget</b>	<b>vs.</b>	<b>Current</b>	<b>vs.</b>	<b>Budget</b>	<b>vs.</b>	<b>Original</b>	
	<b>Actual</b>	<b>(Current</b>	<b>Current</b>	<b>Budget - TY</b>	<b>Current</b>	<b>(Current</b>	<b>Original</b>	<b>Budget -</b>	
		<b>Quarter)</b>	<b>Budget</b>		<b>Budget TY</b>	<b>Quarter)</b>	<b>Budget</b>		
<b>NET INCOME</b>	-	-	-	458,340	(458,340)	-	-	458,340	

**BUSHWICK ASCEND CHARTER SCHOOL**  
**Budget / Operating Plan**  
**2017-18**

<b>Total Revenue</b>	-	-	-	16,656,700	(16,656,700)	-	-	16,656,700
<b>Total Expenses</b>	-	-	-	16,198,360	16,198,360	-	-	16,198,360
<b>Net Income</b>	-	-	-	458,340	(458,340)	-	-	458,340
<b>Actual Student Enrollment</b>	-	-	-			-	-	

**TOTALS AND VARIANCE ANALYSIS**

**TOTALS AND VARIANCE ANALYSIS**

*NOTE: Enrollment, Revenue and Expenditure Data IN the 'Total and Variance Analysis' Section is Based on LAST ACTUAL Quarter Completed		<b>Current</b>	<b>Actual</b>		<b>Actual</b>	<b>Original</b>	<b>Actual</b>	
		<b>Budget</b>	<b>vs.</b>	<b>Current</b>	<b>vs.</b>	<b>Budget</b>	<b>vs.</b>	<b>Original</b>
	<b>Actual</b>	<b>(Current</b>	<b>Current</b>	<b>Budget - TY</b>	<b>Current</b>	<b>(Current</b>	<b>Original</b>	<b>Budget -</b>
		<b>Quarter)</b>	<b>Budget</b>		<b>Budget TY</b>	<b>Quarter)</b>	<b>Budget</b>	

**ENROLLMENT - \*School Districts Are Linked To Above Entries\***

**\* Enrollment Data Based on Last Actual Quarter Completed**

NYC CHANCELLOR'S OFFICE	-	-	-			-	-	
-	-	-	-			-	-	
-	-	-	-			-	-	
-	-	-	-			-	-	
-	-	-	-			-	-	
-	-	-	-			-	-	
-	-	-	-			-	-	
-	-	-	-			-	-	
-	-	-	-			-	-	
-	-	-	-			-	-	
-	-	-	-			-	-	
-	-	-	-			-	-	
-	-	-	-			-	-	
-	-	-	-			-	-	
-	-	-	-			-	-	
-	-	-	-			-	-	
-	-	-	-			-	-	
-	-	-	-			-	-	
ALL OTHER School Districts: ( Count = 0 )	-	-	-			-	-	
<b>TOTAL ENROLLMENT</b>	-	-	-			-	-	
<b>REVENUE PER PUPIL</b>	-	-	-			-	-	
<b>EXPENSES PER PUPIL</b>	-	-	-			-	-	



--

<b>Total Revenue</b>	<b>(16,656,700)</b>	-	-
<b>Total Expenses</b>	<b>16,198,360</b>	-	-
<b>Net Income</b>	<b>(458,340)</b>	-	-
<b>Actual Student Enrollment</b>		-	-
<b>*NOTE: Enrollment, Revenue and Expenditure Data IN the 'Total and Variance Analysis' Section is Based on LAST ACTUAL Quarter Completed</b>	<b>Actual vs. Original Budget TY</b>	<b>PY Actual (PY TY / No. of COMPLETED Actual CY</b>	<b>Actual CY vs. Actual PY</b>
Other	-	-	-
TOTAL REVENUE FROM FEDERAL SOURCES	(779,332)	-	-
<b>LOCAL and OTHER REVENUE</b>			
Contributions and Donations	-	-	-
Fundraising	-	-	-
Erate Reimbursement	(110,288)	-	-
Earnings on Investments	-	-	-
Interest Income	(664)	-	-
Food Service (Income from meals)	(9,873)	-	-
Text Book	(71,292)	-	-
OTHER	-	-	-
TOTAL REVENUE FROM LOCAL and OTHER SOURCES	(192,117)	-	-
<b>TOTAL REVENUE</b>	<b>(16,656,700)</b>	-	-

<b>Total Revenue</b>	<b>(16,656,700)</b>	-	-
<b>Total Expenses</b>	<b>16,198,360</b>	-	-
<b>Net Income</b>	<b>(458,340)</b>	-	-
<b>Actual Student Enrollment</b>		-	-

**\*NOTE: Enrollment, Revenue and Expenditure Data IN the 'Total and Variance Analysis' Section is Based on LAST ACTUAL Quarter Completed**

<b>Actual vs. Original Budget TY</b>	<b>PY Actual (PY TY / No. of COMPLETED Actual CY</b>	<b>Actual CY vs. Actual PY</b>
--------------------------------------	--	--------------------------------

<b>EXPENSES</b>	<b>Quarter 0 No. of Positions</b>			
<b>ADMINISTRATIVE STAFF PERSONNEL COSTS</b>				
Executive Management	-	-	-	-
Instructional Management	-	300,000	-	-
Deans, Directors & Coordinators	-	1,079,612	-	-
CFO / Director of Finance	-	-	-	-
Operation / Business Manager	-	250,000	-	-
Administrative Staff	-	515,760	-	-
<b>TOTAL ADMINISTRATIVE STAFF</b>	-	<b>2,145,372</b>	-	-
<b>INSTRUCTIONAL PERSONNEL COSTS</b>				
Teachers - Regular	-	3,130,168	-	-
Teachers - SPED	-	1,697,636	-	-
Substitute Teachers	-	40,000	-	-
Teaching Assistants	-	-	-	-
Specialty Teachers	-	575,304	-	-
Aides	-	-	-	-
Therapists & Counselors	-	283,328	-	-
Other	-	197,952	-	-
<b>TOTAL INSTRUCTIONAL</b>	-	<b>5,924,388</b>	-	-
<b>NON-INSTRUCTIONAL PERSONNEL COSTS</b>				
Nurse	-	-	-	-
Librarian	-	-	-	-
Custodian	-	-	-	-
Security	-	71,400	-	-
Other	-	52,000	-	-
<b>TOTAL NON-INSTRUCTIONAL</b>	-	<b>123,400</b>	-	-
<b>SUBTOTAL PERSONNEL SERVICE COSTS</b>	-	<b>8,193,160</b>	-	-
<b>PAYROLL TAXES AND BENEFITS</b>				
Payroll Taxes		631,776	-	-
Fringe / Employee Benefits		849,696	-	-
Retirement / Pension		-	-	-
<b>TOTAL PAYROLL TAXES AND BENEFITS</b>		<b>1,481,472</b>	-	-
<b>TOTAL PERSONNEL SERVICE COSTS</b>	-	<b>9,674,632</b>	-	-

--

<b>Total Revenue</b>	<b>(16,656,700)</b>	-	-
<b>Total Expenses</b>	<b>16,198,360</b>	-	-
<b>Net Income</b>	<b>(458,340)</b>	-	-
<b>Actual Student Enrollment</b>		-	
<b>*NOTE: Enrollment, Revenue and Expenditure Data IN the 'Total and Variance Analysis' Section is Based on LAST ACTUAL Quarter Completed</b>			
	<b>Actual vs. Original Budget TY</b>	<b>PY Actual (PY TY / No. of COMPLETED Actual CY</b>	<b>Actual CY vs. Actual PY</b>
<b>CONTRACTED SERVICES</b>			
Accounting / Audit	19,388	-	-
Legal	20,000	-	-
Management Company Fee	2,058,002	-	-
Nurse Services	-	-	-
Food Service / School Lunch	208,450	-	-
Payroll Services	15,000	-	-
Special Ed Services	10,000	-	-
Titlement Services (i.e. Title I)	-	-	-
Other Purchased / Professional / Consulting	400,000	-	-
<b>TOTAL CONTRACTED SERVICES</b>	<b>2,730,840</b>	-	-

<b>Total Revenue</b>	<b>(16,656,700)</b>	-	-
<b>Total Expenses</b>	<b>16,198,360</b>	-	-
<b>Net Income</b>	<b>(458,340)</b>	-	-
<b>Actual Student Enrollment</b>		-	-
<p><b>*NOTE: Enrollment, Revenue and Expenditure Data IN the 'Total and Variance Analysis' Section is Based on LAST ACTUAL Quarter Completed</b></p>			
	<b>Actual vs. Original Budget TY</b>	<b>PY Actual (PY TY / No. of COMPLETED Actual CY</b>	<b>Actual CY vs. Actual PY</b>
<b>SCHOOL OPERATIONS</b>			
Board Expenses	-	-	-
Classroom / Teaching Supplies & Materials	86,000	-	-
Special Ed Supplies & Materials	8,000	-	-
Textbooks / Workbooks	129,860	-	-
Supplies & Materials other	7,500	-	-
Equipment / Furniture	54,000	-	-
Telephone	119,212	-	-
Technology	48,620	-	-
Student Testing & Assessment	18,452	-	-
Field Trips	25,000	-	-
Transportation (student)	-	-	-
Student Services - other	23,000	-	-
Office Expense	85,800	-	-
Staff Development	93,000	-	-
Staff Recruitment	42,000	-	-
Student Recruitment / Marketing	10,500	-	-
School Meals / Lunch	-	-	-
Travel (Staff)	4,000	-	-
Fundraising	-	-	-
Other	38,252	-	-
<b>TOTAL SCHOOL OPERATIONS</b>	<b>793,196</b>	-	-
<b>FACILITY OPERATION &amp; MAINTENANCE</b>			
Insurance	72,876	-	-
Janitorial	35,000	-	-
Building and Land Rent / Lease / Facility Finance Interest	1,729,096	-	-
Repairs & Maintenance	190,000	-	-
Equipment / Furniture	267,720	-	-
Security	-	-	-
Utilities	145,000	-	-
<b>TOTAL FACILITY OPERATION &amp; MAINTENANCE</b>	<b>2,439,692</b>	-	-
<b>DEPRECIATION &amp; AMORTIZATION</b>	<b>560,000</b>	-	-
<b>RESERVES / CONTINGENCY</b>	<b>-</b>	-	-
<b>TOTAL EXPENSES</b>	<b>16,198,360</b>	-	-

--

<b>Total Revenue</b>	<b>(16,656,700)</b>	-	-
<b>Total Expenses</b>	<b>16,198,360</b>	-	-
<b>Net Income</b>	<b>(458,340)</b>	-	-
<b>Actual Student Enrollment</b>		-	
<p><b>*NOTE: Enrollment, Revenue and Expenditure Data IN the 'Total and Variance Analysis' Section is Based on LAST ACTUAL Quarter Completed</b></p>			
	<b>Actual vs. Original Budget TY</b>	<b>PY Actual (PY TY / No. of COMPLETED Actual CY</b>	<b>Actual CY vs. Actual PY</b>
<b>NET INCOME</b>	<b>(458,340)</b>	-	-

--	--	--	--

<b>Total Revenue</b>	<b>(16,656,700)</b>	-	-
<b>Total Expenses</b>	<b>16,198,360</b>	-	=
<b>Net Income</b>	<b>(458,340)</b>	-	-
<b>Actual Student Enrollment</b>		-	

<b>*NOTE: Enrollment, Revenue and Expenditure Data IN the 'Total and Variance Analysis' Section is Based on LAST ACTUAL Quarter Completed</b>	<b>Actual</b>	<b>PY Actual (PY TY</b>	
	<b>vs.</b>	<b>/ No. of</b>	<b>Actual CY</b>
	<b>Original</b>	<b>COMPLETED</b>	<b>vs.</b>
	<b>Budget TY</b>	<b>Actual CY</b>	<b>Actual PY</b>

<b>ENROLLMENT - *School Districts Are Linked To Above Entries*</b>			
NYC CHANCELLOR'S OFFICE		-	-
-		-	-
-		-	-
-		-	-
-		-	-
-		-	-
-		-	-
-		-	-
-		-	-
-		-	-
-		-	-
-		-	-
-		-	-
-		-	-
-		-	-
-		-	-
-		-	-
ALL OTHER School Districts: ( Count = 0 )		-	-
<b>TOTAL ENROLLMENT</b>		-	-
<b>REVENUE PER PUPIL</b>		-	-
<b>EXPENSES PER PUPIL</b>		-	-



**Annual Report Requirement**  
*for SUNY Authorized Charter Schools*  
**BUSHWICK ASCEND CHARTER SCHOOL**  
**2017-18**

Administrative  
expenditures per pupil:

\$0.00

Per NYS Statute

Administrative expenditures per pupil: the sum of all general administration salaries and other general administration expenditures divided by the total number of enrolled students. Employee benefit costs or expenditures should not be reported here.

**\*NOTE: THIS TAB ONLY NEEDS TO BE COMPLETED FOR Q4**

**Disclosure of Financial Interest by a Current or Proposed Charter School Education Corporation Trustee**

Trustee Name:

Amanda Craft

Name of Charter School Education Corporation (for an unmerged school, this is the Charter School Name):

Ascend Charter School

1. List all positions held on the education corporation board (e.g., president, treasurer, parent representative).

**Secretary, Trustee**

2. Is the trustee an employee of any school operated by the Education Corporation?  
 Yes  No

If **Yes**, for each school, please provide a description of the position(s) you hold, your responsibilities, your salary and your start date.

3. Is the trustee an employee or agent of the management company or institutional partner of the charter school(s) governed by the Education Corporation?

Yes  No


If **Yes**, for each school, please provide a description of the position(s) you hold, your responsibilities, your salary and your start date.

4. Identify each interest/transaction (and provide the requested information) that you or any of your immediate family members or any persons who live with you in your house have held or engaged in with the charter school(s) governed by the Education Corporation during the time you have served on the board, and in the six-month period prior to such service. If there has been no such financial interest or transaction, write **None**. Please note that if you answered **Yes** to Questions 2-4 above, you need not disclose again your employment status, salary, etc.

Date(s)	Nature of Financial Interest/Transaction	Steps taken to avoid a conflict of interest, (e.g., did not vote, did not participate in discussion)	Name of person holding interest or engaging in transaction and relationship to yourself
N/A	N/A	N/A	N/A

5. Identify each individual, business, corporation, union association, firm, partnership, committee proprietorship, franchise holding company, joint stock company, business or real estate trust, non-profit organization, or other organization or group of people doing business with the school(s) governed by the Education Corporation **and** in which such entity, during the time of your tenure as a trustee, you and/or your immediate family member(s) or person(s) living in your house had a financial interest or other relationship. If you are a member, director, officer or employee of an organization formally partnered with the school(s) that is/are doing business with the school(s) through a management or services agreement, please identify only the name of the organization, your position in the organization, and the relationship between such organization and the school(s). If there was no financial interest, write **None**.

Organization conducting business with the school(s)	Nature of business conducted	Approximate value of the business conducted	Name of Trustee and/or immediate family member of household holding an interest in the organization conducting business with the school(s) and the nature of the interest	Steps Taken to Avoid Conflict of Interest
Teach For America	We have hired TFA corps members in the past (I believe)	I have no knowledge of this.	Amanda Craft – I was previously (until 2012) a staff member of TFA	I was not involved in TFA's district strategy team and also not involved in Ascends decision to use TFA.

Signature  Date 7/26/2017

*Please note that this document is considered a public record and as such, may be made available to members of the public upon request under the Freedom of Information Law. Personal contact information provided below will be redacted.*


Business Telephone: \_\_\_\_\_

Business Address: \_\_\_\_\_

E-mail Address: \_\_\_\_\_

Home Telephone: \_\_\_\_\_

Home Address: \_\_\_\_\_



<b>Disclosure of Financial Interest by a Current or Proposed Charter School Education Corporation Trustee</b>
---

**Trustee Name:**

  Katya Levitan-Reiner  

**Name of Charter School Education Corporation (for an unmerged school, this is the Charter School Name):**

  Ascend Charter Schools  

1. List all positions held on the education corporation board (e.g., president, treasurer, parent representative). **Treasurer**
  
2. Is the trustee an employee of any school operated by the Education Corporation?  
 **Yes**    **No**

If **Yes**, for each school, please provide a description of the position(s) you hold, your responsibilities, your salary and your start date.

3. Is the trustee an employee or agent of the management company or institutional partner of the charter school(s) governed by the Education Corporation?  
 **Yes**    **No**

If **Yes**, for each school, please provide a description of the position(s) you hold, your responsibilities, your salary and your start date.

4. Identify each interest/transaction (and provide the requested information) that you or any of your immediate family members or any persons who live with you in your house have held or engaged in with the charter school(s) governed by the Education Corporation during the time you have served on the board, and in the six-month period prior to such service. If there has been no such financial interest or transaction, write **None**. Please note that if you answered **Yes** to Questions 2-4 above, you need not disclose again your employment status, salary, etc.

Date(s)	Nature of Financial Interest/Transaction	Steps taken to avoid a conflict of interest, (e.g., did not vote, did not participate in discussion)	Name of person holding interest or engaging in transaction and relationship to yourself
NONE <i>Please write "None" if applicable. Do not leave this space blank.</i>			

--	--	--	--

5. Identify each individual, business, corporation, union association, firm, partnership, committee proprietorship, franchise holding company, joint stock company, business or real estate trust, non-profit organization, or other organization or group of people doing business with the school(s) governed by the Education Corporation **and** in which such entity, during the time of your tenure as a trustee, you and/or your immediate family member(s) or person(s) living in your house had a financial interest or other relationship. If you are a member, director, officer or employee of an organization formally partnered with the school(s) that is/are doing business with the school(s) through a management or services agreement, please identify only the name of the organization, your position in the organization, and the relationship between such organization and the school(s). If there was no financial interest, write **None**.

Organization conducting business with the school(s)	Nature of business conducted	Approximate value of the business conducted	Name of Trustee and/or immediate family member of household holding an interest in the organization conducting business with the school(s) and the nature of the interest	Steps Taken to Avoid Conflict of Interest
<i>Please write "None" if applicable. Do not leave this space blank.</i>				
NONE				

Katya Levitan-Reiner  
Signature

07/26/17  
Date

*Please note that this document is considered a public record and as such may be made available to members of the public upon request under the Freedom of Information Law. Personal contact information provided below will be redacted.*

**Business Telephone:** \_\_\_\_\_

**Business Address:** \_\_\_\_\_

**E-mail Address:** [REDACTED]

**Home Telephone:**  
[REDACTED] \_\_\_\_\_

**Home Address:** [REDACTED] \_\_\_\_\_

**Disclosure of Financial Interest by a Current or Proposed Charter School Education Corporation Trustee**

Trustee Name:

Stephanie Mauterstock

Name of Charter School Education Corporation (for an unmerged school, this is the Charter School Name):

Ascend Charter Schools Education Corporation

1. List all positions held on the education corporation board (e.g., president, treasurer, parent representative).

Board Chair

2. Is the trustee an employee of any school operated by the Education Corporation?  
 Yes  No

If Yes, for each school, please provide a description of the position(s) you hold, your responsibilities, your salary and your start date.

3. Is the trustee an employee or agent of the management company or institutional partner of the charter school(s) governed by the Education Corporation?

Yes  No

If Yes, for each school, please provide a description of the position(s) you hold, your responsibilities, your salary and your start date.

4. Identify each interest/transaction (and provide the requested information) that you or any of your immediate family members or any persons who live with you in your house have held or engaged in with the charter school(s) governed by the Education Corporation during the time you have served on the board, and in the six-month period prior to such service. If there has been no such financial interest or transaction, write **None**. Please note that if you answered **Yes** to Questions 2-4 above, you need not disclose again your employment status, salary, etc.

Date(s)	Nature of Financial Interest/Transaction	Steps taken to avoid a conflict of interest, (e.g., did not vote, did not participate in discussion)	Name of person holding interest or engaging in transaction and relationship to yourself
None	<i>Please write "None" if applicable. Do not leave this space blank.</i>		

--	--	--	--

5. Identify each individual, business, corporation, union association, firm, partnership, committee proprietorship, franchise holding company, joint stock company, business or real estate trust, non-profit organization, or other organization or group of people doing business with the school(s) governed by the Education Corporation **and** in which such entity, during the time of your tenure as a trustee, you and/or your immediate family member(s) or person(s) living in your house had a financial interest or other relationship. If you are a member, director, officer or employee of an organization formally partnered with the school(s) that is/are doing business with the school(s) through a management or services agreement, please identify only the name of the organization, your position in the organization, and the relationship between such organization and the school(s). If there was no financial interest, write **None**.

Organization conducting business with the school(s)	Nature of business conducted	Approximate value of the business conducted	Name of Trustee and/or immediate family member of household holding an interest in the organization conducting business with the school(s) and the nature of the interest	Steps Taken to Avoid Conflict of Interest
<p><b>None</b> <i>Please write "None" if applicable. Do not leave this space blank.</i></p>				

Signature 

Date 7/27/17

*Please note that this document is considered a public record and as such, may be made available to members of the public upon request under the Freedom of Information Law. Personal contact information provided below will be redacted.*

**Business Telephone:** \_\_\_\_\_

**Business Address:** \_\_\_\_\_

**E-mail Address:** \_\_\_\_\_

**Home Telephone:** \_\_\_\_\_

**Home Address:** \_\_\_\_\_



<b>Disclosure of Financial Interest by a Current or Proposed Charter School Education Corporation Trustee</b>
---

Trustee Name:

Christine Schlendorf

Name of Charter School Education Corporation (for an unmerged school, this is the Charter School Name):

Ascend Charter Schools

- List all positions held on the education corporation board (e.g., president, treasurer, parent representative). Board member
- Is the trustee an employee of any school operated by the Education Corporation?  
 Yes  No

If **Yes**, for each school, please provide a description of the position(s) you hold, your responsibilities, your salary and your start date.

- Is the trustee an employee or agent of the management company or institutional partner of the charter school(s) governed by the Education Corporation?  
 Yes  No

If **Yes**, for each school, please provide a description of the position(s) you hold, your responsibilities, your salary and your start date.


- Identify each interest/transaction (and provide the requested information) that you or any of your immediate family members or any persons who live with you in your house have held or engaged in with the charter school(s) governed by the Education Corporation during the time you have served on the board, and in the six-month period prior to such service. If there has been no such financial interest or transaction, write **None**. Please note that if you answered **Yes** to Questions 2-4 above, you need not disclose again your employment status, salary, etc.

Date(s)	Nature of Financial Interest/Transaction	Steps taken to avoid a conflict of interest, (e.g., did not vote, did not participate in discussion)	Name of person holding interest or engaging in transaction and relationship to yourself
None	None	None	None

--	--	--	--

5. Identify each individual, business, corporation, union association, firm, partnership, committee proprietorship, franchise holding company, joint stock company, business or real estate trust, non-profit organization, or other organization or group of people doing business with the school(s) governed by the Education Corporation **and** in which such entity, during the time of your tenure as a trustee, you and/or your immediate family member(s) or person(s) living in your house had a financial interest or other relationship. If you are a member, director, officer or employee of an organization formally partnered with the school(s) that is/are doing business with the school(s) through a management or services agreement, please identify only the name of the organization, your position in the organization, and the relationship between such organization and the school(s). If there was no financial interest, write **None**.

Organization conducting business with the school(s)	Nature of business conducted	Approximate value of the business conducted	Name of Trustee and/or immediate family member of household holding an interest in the organization conducting business with the school(s) and the nature of the interest	Steps Taken to Avoid Conflict of Interest
None	None	None	None	None

  
 Signature \_\_\_\_\_ Date 7/24/2017

*Please note that this document is considered a public record and as such, may be made available to members of the public upon request under the Freedom of Information Law. Personal contact information provided below will be redacted.*

**Business Telephone:** \_\_\_\_\_

**Business Address:** \_\_\_\_\_

**E-mail Address:** \_\_\_\_\_

**Home Telephone:** \_\_\_\_\_

**Home Address:** \_\_\_\_\_

<b>Disclosure of Financial Interest by a Current or Proposed Charter School Education Corporation Trustee</b>
---

**Trustee Name:**        **Oral Walcott**

---

**Name of Charter School Education Corporation (for an unmerged school, this is the Charter School Name):**

**Ascend Charter Schools**

---

1. List all positions held on the education corporation board (e.g., president, treasurer, parent representative).

Trustee, parent representative

2. Is the trustee an employee of any school operated by the Education Corporation?

\_\_\_ **Yes** **X** **No**

If **Yes**, for each school, please provide a description of the position(s) you hold, your responsibilities, your salary and your start date.

3. Is the trustee an employee or agent of the management company or institutional partner of the charter school(s) governed by the Education Corporation?

\_\_\_ **Yes** **X** **No**


If **Yes**, for each school, please provide a description of the position(s) you hold, your responsibilities, your salary and your start date.

4. Identify each interest/transaction (and provide the requested information) that you or any of your immediate family members or any persons who live with you in your house have held or engaged in with the charter school(s) governed by the Education Corporation during the time you have served on the board, and in the six-month period prior to such service. If there has been no such financial interest or transaction, write **None**. Please note that if you answered **Yes** to Questions 2-4 above, you need not disclose again your employment status, salary, etc.

Date(s)	Nature of Financial Interest/Transaction	Steps taken to avoid a conflict of interest, (e.g., did not vote, did not participate in discussion)	Name of person holding interest or engaging in transaction and relationship to yourself
NONE	NONE	NONE	NONE

5. Identify each individual, business, corporation, union association, firm, partnership, committee proprietorship, franchise holding company, joint stock company, business or real estate trust, non-profit organization, or other organization or group of people doing business with the school(s) governed by the Education Corporation **and** in which such entity, during the time of your tenure as a trustee, you and/or your immediate family member(s) or person(s) living in your house had a financial interest or other relationship. If you are a member, director, officer or employee of an organization formally partnered with the school(s) that is/are doing business with the school(s) through a management or services agreement, please identify only the name of the organization, your position in the organization, and the relationship between such organization and the school(s). If there was no financial interest, write **None**.

Organization conducting business with the school(s)	Nature of business conducted	Approximate value of the business conducted	Name of Trustee and/or immediate family member of household holding an interest in the organization conducting business with the school(s) and the nature of the interest	Steps Taken to Avoid Conflict of Interest
NONE	NONE	NONE	NONE	N/A

  
 \_\_\_\_\_  
 Signature

July 27, 2017

\_\_\_\_\_  
 Date

*Please note that this document is considered a public record and as such, may be made available to members of the public upon request under the Freedom of Information Law. Personal contact information provided below will be redacted.*

**Business Telephone:** \_\_\_\_\_

**Business Address:** \_\_\_\_\_

**E-mail Address:** \_\_\_\_\_

**Home Telephone:** \_\_\_\_\_

**Home Address:** \_\_\_\_\_

<b>Disclosure of Financial Interest by a Current or Proposed Charter School Education Corporation Trustee</b>
---

**Trustee Name:**

**Kwaku Andoh**

**Name of Charter School Education Corporation (for an unmerged school, this is the Charter School Name):**

**Ascend Charter Schools**

1. List all positions held on the education corporation board (e.g., president, treasurer, parent representative).

2. Is the trustee an employee of any school operated by the Education Corporation?  
 **Yes**  **No**

If **Yes**, for each school, please provide a description of the position(s) you hold, your responsibilities, your salary and your start date.

3. Is the trustee an employee or agent of the management company or institutional partner of the charter school(s) governed by the Education Corporation?

**Yes**  **No**

If **Yes**, for each school, please provide a description of the position(s) you hold, your responsibilities, your salary and your start date.

4. Identify each interest/transaction (and provide the requested information) that you or any of your immediate family members or any persons who live with you in your house have held or engaged in with the charter school(s) governed by the Education Corporation during the time you have served on the board, and in the six-month period prior to such service. If there has been no such financial interest or transaction, write **None**. Please note that if you answered **Yes** to Questions 2-4 above, you need not disclose again your employment status, salary, etc.

Date(s)	Nature of Financial Interest/Transaction	Steps taken to avoid a conflict of interest, (e.g., did not vote, did not participate in discussion)	Name of person holding interest or engaging in transaction and relationship to yourself
NONE	NONE	NONE	NONE

5. Identify each individual, business, corporation, union association, firm, partnership, committee proprietorship, franchise holding company, joint stock company, business or real estate trust, non-profit organization, or other organization or group of people doing business with the school(s) governed by the Education Corporation **and** in which such entity, during the time of your tenure as a trustee, you and/or your immediate family member(s) or person(s) living in your house had a financial interest or other relationship. If you are a member, director, officer or employee of an organization formally partnered with the school(s) that is/are doing business with the school(s) through a management or services agreement, please identify only the name of the organization, your position in the organization, and the relationship between such organization and the school(s). If there was no financial interest, write **None**.


Organization conducting business with the school(s)	Nature of business conducted	Approximate value of the business conducted	Name of Trustee and/or immediate family member of household holding an interest in the organization conducting business with the school(s) and the nature of the interest	Steps Taken to Avoid Conflict of Interest
NONE	NONE	NONE	NONE	NONE


(Completed with permission on behalf of Kwaku Andoh, who is traveling out of the country, by Dylan Schaffer, Planning and External Affairs Manager at Ascend Learning.)


Signature 


Date 7/24/17


*Please note that this document is considered a public record and as such, may be made available to members of the public upon request under the Freedom of Information Law. Personal contact information provided below will be redacted.*

Business Telephone: 

Business Address: 

E-mail Address: 

Home Telephone: 

Home Address: 



# Entry 9 BOT Table

Last updated: 07/31/2017

(tab across or use scroll bar at bottom of table)

## 1. Current Board Member Information

	Trustee Name	Email Addresses	Position on the Board	Committee Affiliations	Voting Member Per By Laws? (Y/N)	Area of Expertise, and/or Additional Role at School (parent, staff member, etc.)	Number of Terms Served and Length of Each (Include election date and term expiration)	Number of Board Mtgs Attended during 2016-17?
1	Stephanie Mauterstock	[REDACTED]	Chair/ Board President	Executive, Finance, Nominating	Yes	education	07/2016 08/2017	9
2	Kathleen Quirk	[REDACTED]	Vice Chair/ Vice President	Executive, Academic, Hiring	Yes	education	07/2016 08/2017	12
3	Amanda Craft	[REDACTED]	Secretary	Executive, Academic, Hiring	Yes	human resources	07/2016 08/2017	11
4	Katya Levitan Reiner	[REDACTED]	Treasurer	Executive, Finance, Nominating	Yes	education	07/2016 08/2017	9
		[REDACTED]	Trustee				07/201	

5	Kwaku Andoh	[REDACTED]	e/Member	Academic	Yes	finance, law	6 08/2017	8
6	Christine Schlenndorf	[REDACTED]	Trustee/Member	Finance	Yes	facilities, real estate	07/2016 08/2017	5 or less
7	Oral Walcott	[REDACTED]	Trustee/Member	Executive, Hiring, Nominating	Yes	parent, community relations	07/2016 08/2017	10
8								
9								
10								
11								
12								
13								
14								
15								
16								
17								
18								
19								
20								

**2. Total Number of Members on June 30, 2016** 7

**3. Total Number of Members Joining the Board 2016-17 School Year** 0

- |  |    |
|--|----|
| <b>4. Total Number of Members<br/>Departing the Board during the<br/>2016-17 School Year</b>     | 0  |
| <b>5. Number of Voting Members<br/>2016-17, as set by the by-laws,<br/>resolution or minutes</b> | 7  |
| <b>6. Number of Board Meetings<br/>Conducted in the 2016-17 School<br/>Year</b>                  | 13 |
| <b>7. Number of Board Meetings<br/>Scheduled for the <a href="#">2017-18</a><br/>School Year</b> | 12 |

**Thank you.**



# Entry 11 Enrollment and Retention of Special Populations

Last updated: 07/31/2017

## [Instructions for Reporting Enrollment and Retention Strategies](#)

Describe the efforts the charter school has made in 2016 2017 toward meeting targets to attract and retain enrollment of students with disabilities, English language learners, and students who are economically disadvantaged. In addition, describe the school’s plans for meeting or making progress toward meeting its enrollment and retention targets in 2017 2018.

## Recruitment/Attraction Efforts Toward Meeting Targets

	Describe Efforts Toward Meeting Recruitment Targets 2016 17)	Describe Plans Toward Meeting Recruitment Targets 2017 18)
	<p>Ascend Public Charter Schools is committed to serving all students, regardless of disabilities, English language learner (ELL) status, or economic disadvantage. Communication with potential applicants and with current families remains an important priority for recruitment and retention. Ascend Public Charter Schools maintains an engaging website where families can learn about Ascend Public Charter School’s mission and core values and gain more information about curriculum and school culture.</p> <p>Ascend Public Charter Schools will continue working to attract and recruit English language learners and other special populations, in numbers comparable to the host district in which the school resides, and the schools will ensure that such students are welcomed warmly and served effectively.</p> <p>To ensure that educationally disadvantaged children and their families, including students with special needs and English language learners, are aware of the opportunity to enroll in Ascend Public Charter</p>	<p>For the 1718 school year, we will continue to implement our current recruitment strategies and enhance them, to ensure that these populations make up a significant portion of our applications.</p> <p>Ascend Public Charter Schools is committed to serving all students, regardless of disabilities, English language learner (ELL) status, or economic disadvantage. Communication with potential applicants and with current families remains an important priority for recruitment and retention. Ascend Public Charter Schools maintains an engaging website where families can learn about Ascend Public Charter School’s mission and core values and gain more information about curriculum and school culture.</p> <p>Ascend Public Charter Schools will continue working to attract and recruit English language learners and other special populations, in numbers comparable to the host district in which the school resides, and the schools will ensure that such students are welcomed warmly and served effectively.</p> <p>To ensure that educationally disadvantaged children and their families, including students with special needs and English language</p>

Economically Disadvantaged

Schools, Ascend Public Charter Schools will conduct a rigorous recruitment campaign throughout Brooklyn. Marketing materials translated into Spanish, French and Haitian Creole will emphasize that the schools are tuition free public schools of choice that welcome and serve all children. Ascend Public Charter Schools imposes no admissions preconditions or requirements. Families are encouraged but never required to attend meetings or information sessions, adhere to the school's mission or philosophy, or sign any agreements or contracts imposing responsibilities or commitments, such as reviewing homework or volunteering for the school.

Staff will visit neighborhood feeder schools (pre schools, including Head Start facilities and elementary schools) that serve high populations of students who are learning English as a second language and who have special education needs. The network recruitment team and staff will also recruit students by reaching out to doctors' offices, churches, grocery stores, restaurants, early intervention service providers and agencies, and diverse community organizations, including those that serve children with disabilities and English language learners.

learners, are aware of the opportunity to enroll in Ascend Public Charter Schools, Ascend Public Charter Schools will conduct a rigorous recruitment campaign throughout Brooklyn. Marketing materials translated into Spanish, French and Haitian Creole will emphasize that the schools are tuition free public schools of choice that welcome and serve all children. Ascend Public Charter Schools imposes no admissions preconditions or requirements. Families are encouraged but never required to attend meetings or information sessions, adhere to the school's mission or philosophy, or sign any agreements or contracts imposing responsibilities or commitments, such as reviewing homework or volunteering for the school.

Staff will visit neighborhood feeder schools (pre schools, including Head Start facilities and elementary schools) that serve high populations of students who are learning English as a second language and who have special education needs. The network recruitment team and staff will also recruit students by reaching out to doctors' offices, churches, grocery stores, restaurants, early intervention service providers and agencies, and diverse community organizations, including those that serve children with disabilities and English language learners.

Ascend Public Charter Schools is committed to serving all students, regardless of disabilities, English language learner (ELL) status, or economic disadvantage. Communication with potential applicants and with current families remains an important priority for recruitment and retention. Ascend Public Charter Schools maintains an engaging website where families can learn about Ascend Public Charter School's mission and core values and gain more information about curriculum and school culture.

For the 1718 school year, we will continue to implement our current recruitment strategies and enhance them, to ensure that these populations make up a significant portion of our applications.

Ascend Public Charter Schools is committed to serving all students, regardless of disabilities, English language learner (ELL) status, or economic disadvantage. Communication with potential applicants and with current families remains an important priority for recruitment and retention. Ascend Public Charter Schools maintains an engaging website where families can learn about Ascend Public Charter School's mission and core values and gain more information

English  
Language  
Learners

Ascend Public Charter Schools will continue working to attract and recruit English language learners and other special populations, in numbers comparable to the host district in which the school resides, and the schools will ensure that such students are welcomed warmly and served effectively.

To ensure that educationally disadvantaged children and their families, including students with special needs and English language learners, are aware of the opportunity to enroll in Ascend Public Charter Schools, Ascend Public Charter Schools will conduct a rigorous recruitment campaign throughout Brooklyn. Marketing materials translated into Spanish, French and Haitian Creole will emphasize that the schools are tuition free public schools of choice that welcome and serve all children. Ascend Public Charter Schools imposes no admissions preconditions or requirements. Families are encouraged but never required to attend meetings or information sessions, adhere to the school's mission or philosophy, or sign any agreements or contracts imposing responsibilities or commitments, such as reviewing homework or volunteering for the school.

Staff will visit neighborhood feeder schools (pre schools, including Head Start facilities and elementary schools) that serve high populations of students who are learning English as a second language and who have special education needs. The network recruitment team and staff will also recruit students by reaching out to doctors' offices, churches, grocery stores, restaurants, early intervention service providers and agencies, and diverse community organizations, including those that serve children with disabilities and English language learners.

about curriculum and school culture.

Ascend Public Charter Schools will continue working to attract and recruit English language learners and other special populations, in numbers comparable to the host district in which the school resides, and the schools will ensure that such students are welcomed warmly and served effectively.

To ensure that educationally disadvantaged children and their families, including students with special needs and English language learners, are aware of the opportunity to enroll in Ascend Public Charter Schools, Ascend Public Charter Schools will conduct a rigorous recruitment campaign throughout Brooklyn. Marketing materials translated into Spanish, French and Haitian Creole will emphasize that the schools are tuition free public schools of choice that welcome and serve all children. Ascend Public Charter Schools imposes no admissions preconditions or requirements. Families are encouraged but never required to attend meetings or information sessions, adhere to the school's mission or philosophy, or sign any agreements or contracts imposing responsibilities or commitments, such as reviewing homework or volunteering for the school.

Staff will visit neighborhood feeder schools (pre schools, including Head Start facilities and elementary schools) that serve high populations of students who are learning English as a second language and who have special education needs. The network recruitment team and staff will also recruit students by reaching out to doctors' offices, churches, grocery stores, restaurants, early intervention service providers and agencies, and diverse community organizations, including those that serve children with disabilities and English language learners.

For the 1718 school year, we will continue to implement our current recruitment strategies and enhance them, to ensure that these populations make up a significant portion of our applications.

Students with Disabilities

Ascend Public Charter Schools is committed to serving all students, regardless of disabilities, English language learner (ELL) status, or economic disadvantage. Communication with potential applicants and with current families remains an important priority for recruitment and retention. Ascend Public Charter Schools maintains an engaging website where families can learn about Ascend Public Charter School's mission and core values and gain more information about curriculum and school culture.

Ascend Public Charter Schools will continue working to attract and recruit English language learners and other special populations, in numbers comparable to the host district in which the school resides, and the schools will ensure that such students are welcomed warmly and served effectively.

To ensure that educationally disadvantaged children and their families, including students with special needs and English language learners, are aware of the opportunity to enroll in Ascend Public Charter Schools, Ascend Public Charter Schools will conduct a rigorous recruitment campaign throughout Brooklyn. Marketing materials translated into Spanish, French and Haitian Creole will emphasize that the schools are tuition free public schools of choice that welcome and serve all children. Ascend Public Charter Schools imposes no admissions preconditions or requirements. Families are encouraged but never required to attend meetings or information sessions, adhere to the school's mission or philosophy, or sign any agreements or contracts imposing responsibilities or commitments, such as reviewing homework or volunteering for the school.

Staff will visit neighborhood feeder schools (pre schools, including Head Start facilities and elementary schools) that serve high populations of students who are learning English as a second language and who have special education needs. The network recruitment team and staff will also recruit students by reaching out to doctors' offices, churches, grocery stores, restaurants, early intervention service providers and agencies,

Ascend Public Charter Schools is committed to serving all students, regardless of disabilities, English language learner (ELL) status, or economic disadvantage. Communication with potential applicants and with current families remains an important priority for recruitment and retention. Ascend Public Charter Schools maintains an engaging website where families can learn about Ascend Public Charter School's mission and core values and gain more information about curriculum and school culture.

Ascend Public Charter Schools will continue working to attract and recruit English language learners and other special populations, in numbers comparable to the host district in which the school resides, and the schools will ensure that such students are welcomed warmly and served effectively.

To ensure that educationally disadvantaged children and their families, including students with special needs and English language learners, are aware of the opportunity to enroll in Ascend Public Charter Schools, Ascend Public Charter Schools will conduct a rigorous recruitment campaign throughout Brooklyn. Marketing materials translated into Spanish, French and Haitian Creole will emphasize that the schools are tuition free public schools of choice that welcome and serve all children. Ascend Public Charter Schools imposes no admissions preconditions or requirements. Families are encouraged but never required to attend meetings or information sessions, adhere to the school's mission or philosophy, or sign any agreements or contracts imposing responsibilities or commitments, such as reviewing homework or volunteering for the school.

Staff will visit neighborhood feeder schools (pre schools, including Head Start facilities and elementary schools) that serve high populations of students who are learning English as a second language and who have special education needs. The network recruitment team and staff will also recruit students by reaching out to doctors' offices,

and diverse community organizations, including those that serve children with disabilities and English language learners.

churches, grocery stores, restaurants, early intervention service providers and agencies, and diverse community organizations, including those that serve children with disabilities and English language learners.

## Retention Efforts Toward Meeting Targets

	Describe Efforts Toward Meeting Retention Targets 2016 17)	Describe Plans Toward Meeting Retention Targets 2017 18)
Economically Disadvantaged	<p>Ascend Public Charter Schools continues to provide a comprehensive model for educating students in need of special services, which is a major cause of Ascend Public Charter School’s consistently high retention rates for those populations. Ascend Public Charter School’s most important assets for retaining students from these populations are the continued use of robust programs for at risk populations, the capable staff that support these programs, and the school’s strong reputation among families and stakeholders.</p> <p>Further, the intervention and supports available as part of our educational model will result in strong student retention rates for these special populations.</p> <p>Ascend Public Charter Schools is committed to creating an inclusive and integrated space for all students, and we have developed systems and procedures that target and support students with academic, emotional, and behavioral challenges. Our goal is to ensure that students with challenges are educated alongside their typically developing peers. Through our intervention programming, students who might otherwise be identified as requiring an Individualized Education Plan (IEP) are able to have their needs met without one.</p>	<p>Ascend Public Charter Schools continues to provide a comprehensive model for educating students in need of special services, which is a major cause of Ascend Public Charter School’s consistently high retention rates for those populations. Ascend Public Charter School’s most important assets for retaining students from these populations are the continued use of robust programs for at risk populations, the capable staff that support these programs, and the school’s strong reputation among families and stakeholders.</p> <p>Further, the intervention and supports available as part of our educational model will result in strong student retention rates for these special populations.</p> <p>Ascend Public Charter Schools is committed to creating an inclusive and integrated space for all students, and we have developed systems and procedures that target and support students with academic, emotional, and behavioral challenges. Our goal is to ensure that students with challenges are educated alongside their typically developing peers. Through our intervention programming, students who might otherwise be identified as requiring an Individualized Education Plan (IEP) are able to have their needs met without one.</p>
	<p>Ascend Public Charter Schools continues to provide a comprehensive model for educating students in need of special services, which is a major cause of Ascend Public Charter School’s consistently high retention rates for those populations. Ascend</p>	<p>Ascend Public Charter Schools continues to provide a comprehensive model for educating students in need of special services, which is a major cause of Ascend Public Charter School’s consistently high retention rates for those populations. Ascend</p>

English  
Language  
Learners

Public Charter School's most important assets for retaining students from these populations are the continued use of robust programs for at risk populations, the capable staff that support these programs, and the school's strong reputation among families and stakeholders.

Further, the intervention and supports available as part of our educational model will result in strong student retention rates for these special populations.

Ascend Public Charter Schools is committed to creating an inclusive and integrated space for all students, and we have developed systems and procedures that target and support students with academic, emotional, and behavioral challenges. Our goal is to ensure that students with challenges are educated alongside their typically developing peers. Through our intervention programming, students who might otherwise be identified as requiring an Individualized Education Plan (IEP) are able to have their needs met without one.

Public Charter School's most important assets for retaining students from these populations are the continued use of robust programs for at risk populations, the capable staff that support these programs, and the school's strong reputation among families and stakeholders.

Further, the intervention and supports available as part of our educational model will result in strong student retention rates for these special populations.

Ascend Public Charter Schools is committed to creating an inclusive and integrated space for all students, and we have developed systems and procedures that target and support students with academic, emotional, and behavioral challenges. Our goal is to ensure that students with challenges are educated alongside their typically developing peers. Through our intervention programming, students who might otherwise be identified as requiring an Individualized Education Plan (IEP) are able to have their needs met without one.

Students  
with  
Disabilities

Ascend Public Charter Schools continues to provide a comprehensive model for educating students in need of special services, which is a major cause of Ascend Public Charter School's consistently high retention rates for those populations. Ascend Public Charter School's most important assets for retaining students from these populations are the continued use of robust programs for at risk populations, the capable staff that support these programs, and the school's strong reputation among families and stakeholders.

Further, the intervention and supports available as part of our educational model will result in strong student retention rates for these special populations.

Ascend Public Charter Schools is committed to creating an inclusive and integrated space for all students, and we have developed systems and procedures that target and support students with academic, emotional, and behavioral challenges. Our goal is to ensure that students with challenges are

Ascend Public Charter Schools continues to provide a comprehensive model for educating students in need of special services, which is a major cause of Ascend Public Charter School's consistently high retention rates for those populations. Ascend Public Charter School's most important assets for retaining students from these populations are the continued use of robust programs for at risk populations, the capable staff that support these programs, and the school's strong reputation among families and stakeholders.

Further, the intervention and supports available as part of our educational model will result in strong student retention rates for these special populations.

Ascend Public Charter Schools is committed to creating an inclusive and integrated space for all students, and we have developed systems and procedures that target and support students with academic, emotional, and behavioral challenges. Our goal is to ensure that students with challenges are

educated alongside their typically developing peers. Through our intervention programming, students who might otherwise be identified as requiring an Individualized Education Plan (IEP) are able to have their needs met without one.

educated alongside their typically developing peers. Through our intervention programming, students who might otherwise be identified as requiring an Individualized Education Plan (IEP) are able to have their needs met without one.



# Entry 12 Classroom Teacher and Administrator Attrition

Last updated: 08/01/2017

Report changes in teacher and administrator staffing.

## Instructions for completing the Classroom Teacher and Administrator Attrition Tables

Charter schools must complete the two tables named 2016-2017 Classroom Teacher and Administrator Attrition to report changes in teacher and administrator staffing in 2016-2017. Please provide the full time equivalent (FTE) of staff on June 30, 2016; the FTE for any departed staff from July 1, 2016 through June 30, 2017; the FTE for added staff from July 1, 2016 through June 30, 2017; and the FTE of staff added in newly created positions from July 1, 2016 through June 30, 2017 using the two tables provided.

### Classroom Teacher Attrition Table

	FTE Classroom Teachers on June 30, 2016	FTE Classroom Teachers Departed 7/1/16 6/30/17	FTE Classroom Teachers Filling Vacant Positions 7/1/16 6/30/17	FTE Classroom Teachers Added in New Positions 7/1/16 6/30/17	FTE of Classroom Teachers on June 30, 2017
	60	28	13	12	72

### Administrator Position Attrition Table

	FTE Administrative Positions on June 30, 2016	FTE Administrators Departed 7/1/16 6/30/17	FTE Administrators Filling Vacant Positions 7/1/16 6/30/17	FTE Administrators Added in New Positions 7/1/16 6/30/17	FTE Administrative Positions on June 30, 2017
	29	3	3	2	31

Thank you

# Bushwick Ascend Lower School

School Year Calendar 2017-2018

September 5-6	Scholar Orientation; some grades (1:00 pm dismissal)
September 7-8	All scholars in attendance (1:00 pm dismissal)
September 11	Full-length school day begins <INCLUDE BUSING INFO>
October 9	No school
October 27	No scholars; Professional Development #1
October 30	BWLS, BWMS: no scholars; Professional Development #2
November 10	No scholars; Professional Development #3
November 16-17	Progress Report Conferences (1:00 pm dismissal for scholars)
November 22-24	No school
December 22-January 1	No school
January 12	No scholars; Professional Development #4
January 15	No school
January 26	No scholars; Professional Development #5 (End of Term 1)
February 19-23	No school
April 11-13	Grades 3-8 English State Exam
April 19-20	Progress Report Conferences (1:00 pm dismissal for scholars)
May 1-3	Grades 3-8 Math State Exam
May 14-18	No school
May 28	No school
June 4	Grades 4, 8 Science State Exam
June 21	Last day for scholars (1:00 pm dismissal for scholars)
June 22	Last day for teachers

# Bushwick Ascend Middle School

## School Year Calendar 2017-2018

September 5	Grades 5-6 Scholar Orientation, grades 7-8 not in attendance (1:00 pm dismissal)
September 6	Grades 7-8 Scholar Orientation, grades 5-6 not in attendance (1:00 pm dismissal)
September 7-8	All scholars in attendance (1:00 pm dismissal)
September 11	Full-length school day begins, busing begins
October 9	No school
October 27	No scholars; Professional Development #1
October 30	BWLS, BWMS: no scholars; Professional Development #2
November 10	No scholars; Professional Development #3
November 16-17	Progress Report Conferences (1:00 pm dismissal for scholars)
November 22-24	No school
December 22-January 1	No school
January 12	No scholars; Professional Development #4
January 15	No school
January 26	No scholars; Professional Development #5 (End of Term 1)
February 19-23	No school
April 11-13	Grades 3-8 English State Exam
April 19-20	Progress Report Conferences (1:00 pm dismissal for scholars)
May 1-3	Grades 3-8 Math State Exam
May 14-18	No school
May 28	No school
June 4	Grades 4, 8 Science State Exam
June 21	Last day for scholars (1:00 pm dismissal for scholars)
June 22	Last day for teachers