



Entry 1 School Information

Last updated: 07/27/2017

Please be advised that you will need to complete this cover page (including signatures) before all of the other tasks assigned to you by your authorizer are visible on your task page. While completing this task, please ensure that you select the correct authorizer (**as of June 30, 2017**) or you may not be assigned the correct tasks.

a. SCHOOL NAME AND BEDS# CANARSIE ASCEND CS (SUNY Trustees)

(Select name from the drop down menu)

b. CHARTER AUTHORIZER SUNY Authorized Charter School

(For technical reasons, please re select authorizer name from the drop down menu).

c. DISTRICT / CSD OF LOCATION NYC CSD 18

d1. SCHOOL INFORMATION

	PRIMARY ADDRESS	PHONE NUMBER	FAX NUMBER	EMAIL ADDRESS
	9719 Flatlands Avenue, Brooklyn, NY 11236	[REDACTED]		

d2. PHONE CONTACT NUMBER FOR AFTER HOURS EMERGENCIES

Contact Name	Andrew Epstein
Title	Chief Financial Officer
Emergency Phone Number (### ###) ###)	[REDACTED]

e. SCHOOL WEB ADDRESS (URL) <https://ascendlearning.org>

f. DATE OF INITIAL CHARTER 10/2011

g. DATE FIRST OPENED FOR INSTRUCTION 09/2013

i. TOTAL ENROLLMENT ON JUNE 30, 2017 546

j. GRADES SERVED IN SCHOOL YEAR 2016-17

Check all that apply

Grades Served	K, 1, 2, 3, 4
---------------	---------------

k1. DOES THE SCHOOL CONTRACT WITH A CHARTER OR EDUCATIONAL MANAGEMENT ORGANIZATION? Yes

k2. NAME OF CMO/EMO AND ADDRESS

NAME OF CMO/EMO	Ascend Learning
PHYSICAL STREET ADDRESS	205 Rockaway Parkway
CITY	Brooklyn
STATE	NY
ZIP CODE	11212
EMAIL ADDRESS	[REDACTED]

l1. FACILITIES

Does the school maintain or operate multiple sites?

	Yes, 2 sites
--	--------------

12. SCHOOL SITES

Please list the sites where the school will operate for the upcoming school year.

	Physical Address	Phone Number	District/CSD	Grades Served at Site	School at Full Capacity at Site	Facilities Agreement
Site 1 (same as primary site)	9719 Flatlands Avenue, Brooklyn NY 11236	[REDACTED]	CSD 18	k 4	Yes	Rent/Lease
Site 2	744 East 87th Street, Brooklyn NY 11236	[REDACTED]	CSD 18	5	No	Rent/Lease
Site 3						

12a. Please provide the contact information for Site 1.

	Name	Work Phone	Alternate Phone	Email Address
School Leader	Anastasia Michals	[REDACTED]		[REDACTED]
Operational Leader	Natalie Joseph	[REDACTED]		[REDACTED]
Compliance Contact	Genevieve de Gaillande	[REDACTED]	[REDACTED]	[REDACTED]
Complaint Contact	Brandon Sorlie	[REDACTED]	[REDACTED]	[REDACTED]

13. Please provide the contact information for Site 2.

	Name	Work Phone	Alternate Phone	Email Address
School Leader	Erica Ware	[REDACTED]		[REDACTED]
Operational Leader	Kathy Charles	[REDACTED]		[REDACTED]
Compliance Contact	Genevieve de Gaillande	[REDACTED]	[REDACTED]	[REDACTED]
Complaint Contact	Brandon Sorlie	[REDACTED]	[REDACTED]	[REDACTED]

m1. Is the school or are the school sites co-located? No

n1. Were there any revisions to the school’s charter during the 2016-17 school year? (Please include approved or pending material and non-material charter revisions). No

o. Name and Position of Individual(s) Who Completed the 2016-17 Annual Report. Susan Pollock, President


p. Our signatures below attest that all of the information contained herein is truthful and accurate and that this charter school is in compliance with all aspects of its charter, and with all pertinent Federal, State, and local laws, regulations, and rules. We understand that if any information in any part of this report is found to have been deliberately misrepresented, that will constitute grounds for the revocation of our charter. Check YES if you agree and then use the mouse on your PC or the stylist on your mobile device to sign your name).

Yes

Signature, Head of Charter School

A handwritten signature in black ink, appearing to be 'A. H. ...' with a stylized, cursive style.

Signature, President of the Board of Trustees

A handwritten signature in black ink, appearing to be 'S. ...' with a stylized, cursive style.

Date

2017/07/27

Thank you.



Entry 2 NYS School Report Card Link

Last updated: 07/27/2017

1. NEW YORK STATE REPORT CARD

<https://data.nysed.gov/reportcard.php?year=2016&instid=800000072840>

Provide a direct URL or web link to the most recent New York State School Report Card for the charter school (See <https://reportcards.nysed.gov/>).

(Charter schools completing year one will not yet have a School Report Card or link to one. Please type "URL is not available" in the space provided).



Entry 4 Expenditures per Child

Last updated: 08/01/2017

Financial Information

This information is required of ALL charter schools. Provide the following measures of fiscal performance of the charter school in Appendix B (Total Expenditures and Administrative Expenditures Per Child):

1. Total Expenditures Per Child

To calculate '**Total Expenditures per Child**' take total expenditures (from the unaudited 2016-17 Schedule of Functional Expenses) and divide by the year end FTE student enrollment. (Integers Only. No dollar signs or commas).

Note: The information on the Schedule of Functional Expenses on pages 41-43 of the Audit Guide can help schools locate the amounts to use in the two per pupil calculations: <http://www.p12.nysed.gov/psc/AuditGuide.html>

Line 1: Total Expenditures	9971289
Line 2: Year End FTE student enrollment	551
Line 3: Divide Line 1 by Line 2	18097

2. Administrative Expenditures per Child

To calculate '**Administrative Expenditures per Child**' To calculate "Administrative Expenditures per Child" first *add* together the following:

1. Take the relevant portion from the 'personnel services cost' row and the 'management and general' column (from the unaudited 2016 17 Schedule of Functional Expenses)
2. Any contracted administrative/management fee paid to other organizations or corporations
3. Take the total from above and divide it by the year end FTE enrollment. The relevant portion that must be included in this calculation is defined as follows:

Administrative Expenditures: Administration and management of the charter school includes the activities and personnel of the offices of the chief school officer, the finance or business offices, school operations personnel, data management and reporting, human resources, technology, etc. It also includes those administrative and management services provided by other organizations or corporations on behalf of the charter school for which the charter school pays a fee or other compensation. Do not include the FTE of personnel whose role is to directly support the instructional program.

Notes:

The information on the Schedule of Functional Expenses on pages 41-43 of the Audit Guide can help schools locate the amounts to use in the two per pupil calculations:

<http://www.p12.nysed.gov/psc/AuditGuide.html>.

Employee benefit costs or expenditures should not be reported in the above calculations.

Line 1: Relevant Personnel Services Cost (Row)	288518
Line 2: Management and General Cost (Column)	1396071
Line 3: Sum of Line 1 and Line 2	1684589
Line 5: Divide Line 3 by the Year End FTE student enrollment	3057

Thank you.



**GENERAL INSTRUCTIONS FOR
ANNUAL BUDGET/QUARTERLY REPORT**

TEMPLATE TABS

1- GRAY tab contains the Instructions




Instructions	Provides description of tabs and input requirements.
Funding by District	Charter School Tuition Rates

2- BLUE tabs require input of information

1.) Name of School	>Select school name from list. >Enter contact information.
2.) Enrollment	Enter enrollment information for Annual Budget (& Revisions) and Quarterly Actuals. Includes: >Enrollment by Grade >Enrollment by District
3.) Staffing Plan	Enter staffing plan information for Annual Budget (& Revisions) and Quarterly Actuals. Includes: >Full Time Equivalent (FTE), by Position Category, By Quarter
4.) Yearly Budget	Enter Yearly Budget information. Includes: >"Pior Year" column may be completed based upon preliminary data, and adjusted with Annual Audited data when the Quarter 2 Actuals are being submitted. (Note: Quarterly Revenue allocation may be set) >Budgeted Enrollment data and Per Pupil Revenue for the current year are populated based upon input on tab "2.) Enrollment." >Budgeted FTE for current year is populated based upon input on tab "3.) Staffing Plan." >All other sources of revenue >All expenses >Budget Revisions, as necessary and <i>approved</i> by the school's Board of Directors, should be submitted when submitting Quarterly Actuals.
5.) Balance Sheet	Enter Balance Sheet information for EdCorps. Separate schools merged into a primary EdCorp should NOT use this tab. >"Pior Year" column may be completed based upon preliminary data, and adjusted with Annual Audited data when the Quarter 2 Actuals are being submitted.

6.) Quarterly Report	Enter Actual Quarterly Report information . Includes: >Actual Enrollment data and Per Pupil Revenue for the current year are populated based upon input on tab "2.) Enrollment." >Actual FTE for current year is populated based upon input on tab "3.) Staffing Plan." >All other sources of revenue >All expenses
7.) Annual Report Requirement	Complete when submitting Actual Quarter 4.

CELL COLORS & GUIDANCE COMMENTS

-  = Enter information into the light BLUE shaded cells.
-  = Cells labeled in ORANGE containe guidance regarding the input of information.
-  = Cells containing RED triangles in the upper right corner contain "guidance comments" on that particular line item. Please "mouse-over" the triangle to reveal each comment.

Charter Funding Alphabetical By NYS School District
*** (Sum of Charter School Basic Tuition and Supplemental Basic Tuition)**



ANNUAL BUDGET & QUARTERLY REPORT TEMPLATE

Canarsie Ascend Charter School

SCHOOL

Name:	Canarsie Ascend Charter School
--------------	--------------------------------

CONTACT INFORMATION

Contact Name:	Andrew Epstein
Contact Title:	Chief Financial Officer, Ascend Learning, Inc.
Contact Email:	[REDACTED]
Contact Phone:	[REDACTED]

REPORT PERIOD

Current Academic Year:	2017-18
Prior Academic Year:	2016-17

PLAN - FULL TIME EQUIVALENT

STAFFING PLAN - FULL TIME EQUIVALENT ("FTE")

***NOTE:** Enter the number of FTE positions in the "blue" cells.

***NOTE:** If there are NO budget revisions at the time of quarterly submittal leave the 'REVISED' Column(s) COMPLETELY BLANK.

ADMINISTRATIVE PERSONNEL FTE	ADMINISTRATIVE PERSONNEL FTE	PRIOR YEAR
		2016-17
		ACTUAL
Executive Management	Executive Management	
Instructional Management	Instructional Management	1.0
Deans, Directors & Coordinators	Deans, Directors & Coordinators	6.0
CFO / Director of Finance	CFO / Director of Finance	
Operation / Business Manager	Operation / Business Manager	1.0
Administrative Staff	Administrative Staff	4.0
TOTAL ADMINISTRATIVE STAFF	TOTAL ADMINISTRATIVE STAFF	12.0

ANNUAL BUDGETED FTE							
Q1		Q2		Q3		Q4	
Original	Revised	Original	Revised	Original	Revised	Original	Revised
2.0		2.0		2.0		2.0	
9.0		9.0		9.0		9.0	
2.0		2.0		2.0		2.0	
4.0		4.0		4.0		4.0	
17.0	0.0	17.0	0.0	17.0	0.0	17.0	0.0

INSTRUCTIONAL PERSONNEL FTE	INSTRUCTIONAL PERSONNEL FTE	PRIOR YEAR
		2016-17
		ACTUAL
Teachers - Regular	Teachers - Regular	34.0
Teachers - SPED	Teachers - SPED	5.0
Substitute Teachers	Substitute Teachers	
Teaching Assistants	Teaching Assistants	1.0
Specialty Teachers	Specialty Teachers	6.0
Aides	Aides	
Therapists & Counselors	Therapists & Counselors	2.0
Other	Other	
TOTAL INSTRUCTIONAL	TOTAL INSTRUCTIONAL	48.0

ANNUAL BUDGETED FTE							
Q1		Q2		Q3		Q4	
Original	Revised	Original	Revised	Original	Revised	Original	Revised
37.0		37.0		37.0		37.0	
8.0		8.0		8.0		8.0	
9.0		9.0		9.0		9.0	
4.0		4.0		4.0		4.0	
58.0	0.0	58.0	0.0	58.0	0.0	58.0	0.0

NON-INSTRUCTIONAL PERSONNEL FTE	NON-INSTRUCTIONAL PERSONNEL FTE	PRIOR YEAR
		2016-17
		ACTUAL
Nurse	Nurse	
Librarian	Librarian	
Custodian	Custodian	
Security	Security	
Other	Other	5.0
TOTAL NON-INSTRUCTIONAL	TOTAL NON-INSTRUCTIONAL	5.0

ANNUAL BUDGETED FTE							
Q1		Q2		Q3		Q4	
Original	Revised	Original	Revised	Original	Revised	Original	Revised
2.0		2.0		2.0		2.0	
2.0	0.0	2.0	0.0	2.0	0.0	2.0	0.0

TOTAL PERSONNEL SERVICE FTE	TOTAL PERSONNEL SERVICE FTE	65.0
------------------------------------	------------------------------------	-------------

77.0	0.0	77.0	0.0	77.0	0.0	77.0	0.0
-------------	------------	-------------	------------	-------------	------------	-------------	------------

CANARSIE ASCEND CHARTER SCHOOL
Budget / Operating Plan
2017-18

Total Revenue	-	3,073,252	-	-	3,137,681	-	-	3,137,680
Total Expenses	-	3,067,398	-	-	3,139,262	-	-	3,099,428
Net Income	-	5,854	-	-	(1,581)	-	-	38,252
Actual Student Enrollment	551	668	-	-	668	-	-	668

	Prior Year Actual 2016-17 Revenue Per Pupil	1st Quarter - 7/1 - 9/30			2nd Quarter - 10/1 - 12/31			3rd Quarter Original Budget
		Original Budget	Revised Budget	Variance	Original Budget	Revised Budget	Variance	

REVENUE

REVENUES FROM STATE SOURCES

2017-18

Allocate Per Pupil Revenue by Quarter

**NOTE: If there are NO budget revisions at the time of quarterly submittal leave. If budget revisions ARE made, the entire "REVISED" budget columns for the affected quarter will be replaced with the revised budget.*

	2017-18 Per Pupil Rate	PPR %/Qtr->			PPR %/Qtr->			PPR %/Qtr->		
		25.0%	25.0%		25.0%	25.0%		25.0%		
NYC CHANCELLOR'S OFFICE	14,527	2,426,009	-	-	2,426,009	-	-	2,426,009	-	-
-	-	-	-	-	-	-	-	-	-	-
-	-	-	-	-	-	-	-	-	-	-
-	-	-	-	-	-	-	-	-	-	-
-	-	-	-	-	-	-	-	-	-	-
-	-	-	-	-	-	-	-	-	-	-
-	-	-	-	-	-	-	-	-	-	-
-	-	-	-	-	-	-	-	-	-	-
-	-	-	-	-	-	-	-	-	-	-
-	-	-	-	-	-	-	-	-	-	-
-	-	-	-	-	-	-	-	-	-	-
-	-	-	-	-	-	-	-	-	-	-
-	-	-	-	-	-	-	-	-	-	-
-	-	-	-	-	-	-	-	-	-	-
-	-	-	-	-	-	-	-	-	-	-
-	-	-	-	-	-	-	-	-	-	-
-	-	-	-	-	-	-	-	-	-	-
-	-	-	-	-	-	-	-	-	-	-
-	-	-	-	-	-	-	-	-	-	-
-	-	-	-	-	-	-	-	-	-	-
-	-	-	-	-	-	-	-	-	-	-
-	-	-	-	-	-	-	-	-	-	-
-	-	-	-	-	-	-	-	-	-	-
-	-	-	-	-	-	-	-	-	-	-
-	-	-	-	-	-	-	-	-	-	-
-	-	-	-	-	-	-	-	-	-	-
-	-	-	-	-	-	-	-	-	-	-
-	-	-	-	-	-	-	-	-	-	-
-	-	-	-	-	-	-	-	-	-	-
-	-	-	-	-	-	-	-	-	-	-
-	-	-	-	-	-	-	-	-	-	-
-	-	-	-	-	-	-	-	-	-	-
-	-	-	-	-	-	-	-	-	-	-
-	-	-	-	-	-	-	-	-	-	-
-	-	-	-	-	-	-	-	-	-	-
-	-	-	-	-	-	-	-	-	-	-
-	-	-	-	-	-	-	-	-	-	-
-	-	-	-	-	-	-	-	-	-	-
-	-	-	-	-	-	-	-	-	-	-
-	-	-	-	-	-	-	-	-	-	-
-	-	-	-	-	-	-	-	-	-	-
-	-	-	-	-	-	-	-	-	-	-
-	-	-	-	-	-	-	-	-	-	-
-	-	-	-	-	-	-	-	-	-	-
-	-	-	-	-	-	-	-	-	-	-
-	-	-	-	-	-	-	-	-	-	-
-	-	-	-	-	-	-	-	-	-	-
-	-	-	-	-	-	-	-	-	-	-
-	-	-	-	-	-	-	-	-	-	-
-	-	-	-	-	-	-	-	-	-	-
-	-	-	-	-	-	-	-	-	-	-
-	-	-	-	-	-	-	-	-	-	-
-	-	-	-	-	-	-	-	-	-	-
-	-	-	-	-	-	-	-	-	-	-
-	-	-	-	-	-	-	-	-	-	-
-	-	-	-	-	-	-	-	-	-	-
-	-	-	-	-	-	-	-	-	-	-
-	-	-	-	-	-	-	-	-	-	-
-	-	-	-	-	-	-	-	-	-	-
-	-	-	-	-	-	-	-	-	-	-
-	-	-	-	-	-	-	-	-	-	-
-	-	-	-	-	-	-	-	-	-	-
-	-	-	-	-	-	-	-	-	-	-
-	-	-	-	-	-	-	-	-	-	-
-	-	-	-	-	-	-	-	-	-	-
-	-	-	-	-	-	-	-	-	-	-
-	-	-	-	-	-	-	-	-	-	-
-	-	-	-	-	-	-	-	-	-	-
-	-	-	-	-	-	-	-	-	-	-
-	-	-	-	-	-	-	-	-	-	-
-	-	-	-	-	-	-	-	-	-	-
-	-	-	-	-	-	-	-	-	-	-
-	-	-	-	-	-	-	-	-	-	-
-	-	-	-	-	-	-	-	-	-	-
-	-	-	-	-	-	-	-	-	-	-
-	-	-	-	-	-	-	-	-	-	-
-	-	-	-	-	-	-	-	-	-	-
-	-	-	-	-	-	-	-	-	-	-
-	-	-	-	-	-	-	-	-	-	-
-	-	-	-	-	-	-	-	-	-	-
-	-	-	-	-	-	-	-	-	-	-
-	-	-	-	-	-	-	-	-	-	-
-	-	-	-	-	-	-	-	-	-	-
-	-	-	-	-	-	-	-	-	-	-
-	-	-	-	-	-	-	-	-	-	-
-	-	-	-	-	-	-	-	-	-	-
-	-	-	-	-	-	-	-	-	-	-
-	-	-	-	-	-	-	-	-	-	-
-	-	-	-	-	-	-	-	-	-	-
-	-	-	-	-	-	-	-	-	-	-
-	-	-	-	-	-	-	-	-	-	-
-	-	-	-	-	-	-	-	-	-	-
-	-	-	-	-	-	-	-	-	-	-
-	-	-	-	-	-	-	-	-	-	-
-	-	-	-	-	-	-	-	-	-	-
-	-	-	-	-	-	-	-	-	-	-
-	-	-	-	-	-	-	-	-	-	-
-	-	-	-	-	-	-	-	-	-	-
-	-	-	-	-	-	-	-	-	-	-
-	-	-	-	-	-	-	-	-	-	-
-	-	-	-	-	-	-	-	-	-	-
-	-	-	-	-	-	-	-	-	-	-
-	-	-	-	-	-	-	-	-	-	-
-	-	-	-	-	-	-	-	-	-	-
-	-	-	-	-	-	-	-	-	-	-
-	-	-	-	-	-	-	-	-	-	-
-	-	-	-	-	-	-	-	-	-	-
-	-	-	-	-	-	-	-	-	-	-
-	-	-	-	-	-	-	-	-	-	-
-	-	-	-	-	-	-	-	-	-	-
-	-	-	-	-	-	-	-	-	-	-
-	-	-	-	-	-	-	-	-	-	-
-	-	-	-	-	-	-	-	-	-	-
-	-	-	-	-	-	-	-	-	-	-
-	-	-	-	-	-	-	-	-	-	-
-	-	-	-	-	-	-	-	-	-	-
-	-	-	-	-	-	-	-	-	-	-
-	-	-	-	-	-	-	-	-	-	-
-	-	-	-	-	-	-	-	-	-	-
-	-	-	-	-	-	-	-	-	-	-
-	-	-	-	-	-	-	-	-	-	-
-	-	-	-	-	-	-	-	-	-	-
-	-	-	-	-	-	-	-	-	-	-
-	-	-	-	-	-	-	-	-	-	-
-	-	-	-							

CANARSIE ASCEND CHARTER SCHOOL
Budget / Operating Plan
2017-18

Total Revenue	-	3,073,252	-	-	3,137,681	-	-	3,137,680
Total Expenses	-	3,067,398	-	-	3,139,262	-	-	3,099,428
Net Income	-	5,854	-	-	(1,581)	-	-	38,252
Actual Student Enrollment	551	668	-	-	668	-	-	668
	Prior Year Actual	1st Quarter - 7/1 - 9/30			2nd Quarter - 10/1 - 12/31			3rd C
	2016-17 Revenue Per Pupil	Original Budget	Revised Budget	Variance	Original Budget	Revised Budget	Variance	Original Budget
Charter School Program (CSP) Planning & Implementation				-			-	
Other				-			-	
Other				=			=	
TOTAL REVENUE FROM FEDERAL SOURCES	-	124,879	-	-	185,715	-	-	185,714
LOCAL and OTHER REVENUE								
Contributions and Donations				-			-	
Fundraising				-			-	
Erate Reimbursement		21,155		-	21,155		-	21,155
Earnings on Investments				-			-	
Interest Income		125		-	125		-	125
Food Service (Income from meals)		1,797		-	5,390		-	5,390
Text Book		13,273		-	13,273		-	13,273
OTHER	=			=			=	
TOTAL REVENUE FROM LOCAL and OTHER SOURCES	-	36,350	-	-	39,943	-	-	39,943
TOTAL REVENUE	-	3,073,252	-	-	3,137,681	-	-	3,137,680

CANARSIE ASCEND CHARTER SCHOOL
Budget / Operating Plan
2017-18

Total Revenue	-	3,073,252	-	-	3,137,681	-	-	3,137,680
Total Expenses	-	3,067,398	-	-	3,139,262	-	-	3,099,428
Net Income	-	5,854	-	-	(1,581)	-	-	38,252
Actual Student Enrollment	551	668	-	-	668	-	-	668

	Prior Year Actual 2016-17 Revenue Per Pupil	1st Quarter - 7/1 - 9/30			2nd Quarter - 10/1 - 12/31			3rd Q
		Original Budget	Revised Budget	Variance	Original Budget	Revised Budget	Variance	Original Budget

EXPENSES

ADMINISTRATIVE STAFF PERSONNEL COSTS

Avg. No.
of Positions

Executive Management	-			-			-		
Instructional Management	2.00	75,000		-	75,000		-	75,000	
Deans, Directors & Coordinators	9.00	173,851		-	173,851		-	173,851	
CFO / Director of Finance	-			-			-		
Operation / Business Manager	2.00	62,500		-	62,500		-	62,500	
Administrative Staff	4.00	69,623		-	69,623		-	69,623	
TOTAL ADMINISTRATIVE STAFF	17.00	-	380,974	-	-	380,974	-	-	380,974

INSTRUCTIONAL PERSONNEL COSTS

Teachers - Regular	37.00	628,562		-	628,562		-	628,562	
Teachers - SPED	8.00	147,240		-	147,240		-	147,240	
Substitute Teachers	-			-			-		
Teaching Assistants	-			-			-		
Specialty Teachers	9.00	142,413		-	142,413		-	142,413	
Aides	-			-			-		
Therapists & Counselors	4.00	70,028		-	70,028		-	70,028	
Other	-	30,146		-	30,146		-	30,146	
TOTAL INSTRUCTIONAL	58.00	-	1,018,389	-	-	1,018,389	-	-	1,018,389

NON-INSTRUCTIONAL PERSONNEL COSTS

Nurse	-			-			-		
Librarian	-			-			-		
Custodian	-			-			-		
Security	-			-			-		
Other	2.00	7,920		-	7,920		-	7,920	
TOTAL NON-INSTRUCTIONAL	2.00	-	7,920	-	-	7,920	-	-	7,920

SUBTOTAL PERSONNEL SERVICE COSTS

		-	1,407,283	-	-	1,407,283	-	-	1,407,283
--	--	---	-----------	---	---	-----------	---	---	-----------

PAYROLL TAXES AND BENEFITS

Payroll Taxes		110,936		-	110,936		-	110,936
Fringe / Employee Benefits		154,979		-	154,979		-	154,979

CANARSIE ASCEND CHARTER SCHOOL
Budget / Operating Plan
2017-18

Total Revenue	-	3,073,252	-	-	3,137,681	-	-	3,137,680
Total Expenses	-	3,067,398	-	-	3,139,262	-	-	3,099,428
Net Income	-	5,854	-	-	(1,581)	-	-	38,252
Actual Student Enrollment	551	668	-	-	668	-	-	668
	Prior Year Actual	1st Quarter - 7/1 - 9/30			2nd Quarter - 10/1 - 12/31			3rd C
	2016-17 Revenue Per Pupil	Original Budget	Revised Budget	Variance	Original Budget	Revised Budget	Variance	Original Budget
Retirement / Pension				-			-	
TOTAL PAYROLL TAXES AND BENEFITS	-	265,915	-	-	265,915	-	-	265,915
TOTAL PERSONNEL SERVICE COSTS	77.00	1,673,198	-	-	1,673,198	-	-	1,673,198
CONTRACTED SERVICES								
Accounting / Audit		3,610		-	3,610		-	3,610
Legal		2,500		-	2,500		-	2,500
Management Company Fee		410,725		-	410,725		-	410,725
Nurse Services				-			-	
Food Service / School Lunch		35,932		-	107,796		-	107,796
Payroll Services		6,625		-	6,625		-	6,625
Special Ed Services		2,500		-	2,500		-	2,500
Titlement Services (i.e. Title I)				-			-	
Other Purchased / Professional / Consulting		96,438		-	96,438		-	96,438
TOTAL CONTRACTED SERVICES	-	558,330	-	-	630,194	-	-	630,194

CANARSIE ASCEND CHARTER SCHOOL
Budget / Operating Plan
2017-18

Total Revenue	-	3,073,252	-	-	3,137,681	-	-	3,137,680
Total Expenses	-	3,067,398	-	-	3,139,262	-	-	3,099,428
Net Income	-	5,854	-	-	(1,581)	-	-	38,252
Actual Student Enrollment	551	668	-	-	668	-	-	668
	Prior Year Actual	1st Quarter - 7/1 - 9/30			2nd Quarter - 10/1 - 12/31			3rd C
	2016-17	Original	Revised		Original	Revised		Original
	Revenue Per	Budget	Budget	Variance	Budget	Budget	Variance	Budget
	Pupil							
SCHOOL OPERATIONS								
Board Expenses				-				-
Classroom / Teaching Supplies & Materials		16,375		-	16,375			16,375
Special Ed Supplies & Materials		2,500		-	2,500			2,500
Textbooks / Workbooks		10,772		-	10,772			10,772
Supplies & Materials other		5,250		-	5,250			5,250
Equipment / Furniture		20,500		-	20,500			20,500
Telephone		26,005		-	26,005			26,005
Technology		9,597		-	9,597			9,597
Student Testing & Assessment		828		-	828			828
Field Trips		3,000		-	3,000			3,000
Transportation (student)		250		-	250			250
Student Services - other		5,250		-	5,250			5,250
Office Expense		23,645		-	23,645			23,645
Staff Development		25,875		-	25,875			25,875
Staff Recruitment		7,125		-	7,125			7,125
Student Recruitment / Marketing		2,375		-	2,375			2,375
School Meals / Lunch				-				-
Travel (Staff)		625		-	625			625
Fundraising				-				-
Other		22,146		-	22,146			22,146
TOTAL SCHOOL OPERATIONS	-	182,118	-	-	182,118	-	-	182,118
FACILITY OPERATION & MAINTENANCE								
Insurance		13,500		-	13,500			13,500
Janitorial		6,875		-	6,875			6,875
Building and Land Rent / Lease / Facility Finance Interest		446,717		-	446,717			446,717
Repairs & Maintenance		30,000		-	30,000			30,000
Equipment / Furniture		104,160		-	104,160			64,326
Security				-				-
Utilities		37,500		-	37,500			37,500
TOTAL FACILITY OPERATION & MAINTENANCE	-	638,752	-	-	638,752	-	-	598,918
DEPRECIATION & AMORTIZATION		15,000		-	15,000			15,000
RESERVES / CONTINGENCY				-				-

CANARSIE ASCEND CHARTER SCHOOL
Budget / Operating Plan
2017-18

Total Revenue	-	3,073,252	-	-	3,137,681	-	-	3,137,680
Total Expenses	-	3,067,398	-	-	3,139,262	-	-	3,099,428
Net Income	-	5,854	-	-	(1,581)	-	-	38,252
Actual Student Enrollment	551	668	-	-	668	-	-	668
	Prior Year Actual	1st Quarter - 7/1 - 9/30			2nd Quarter - 10/1 - 12/31			3rd C
	2016-17 Revenue Per Pupil	Original Budget	Revised Budget	Variance	Original Budget	Revised Budget	Variance	Original Budget
TOTAL EXPENSES	-	<u>3,067,398</u>	-	-	<u>3,139,262</u>	-	-	<u>3,099,428</u>
NET INCOME	-	<u>5,854</u>	-	-	<u>(1,581)</u>	-	-	<u>38,252</u>

Total Revenue	-	-	3,137,678	-	-
Total Expenses	-	-	3,079,500	-	-
Net Income	-	-	58,178	-	-
Actual Student Enrollment	-	-	668	-	-
	Quarter - 1/1 - 3/31		4th Quarter - 4/1 - 6/30		
	Revised Budget	Variance	Original Budget	Revised Budget	Variance
Charter School Program (CSP) Planning & Implementation		-			-
Other		-			-
Other		=			=
TOTAL REVENUE FROM FEDERAL SOURCES	-	-	185,714	-	-
LOCAL and OTHER REVENUE					
Contributions and Donations		-			-
Fundraising		-			-
Erate Reimbursement		-	21,154		-
Earnings on Investments		-			-
Interest Income		-	125		-
Food Service (Income from meals)		-	5,390		-
Text Book		-	13,273		-
OTHER		=			=
TOTAL REVENUE FROM LOCAL and OTHER SOURCES	-	-	39,942	-	-
TOTAL REVENUE	-	-	3,137,678	-	-

		3rd Quarter - 1/1 - 3/31		4th Quarter - 4/1 - 6/30		
		Revised Budget	Variance	Original Budget	Revised Budget	Variance
Total Revenue		-	-	3,137,678	-	-
Total Expenses		-	-	3,079,500	-	-
Net Income		-	-	58,178	-	-
Actual Student Enrollment		-	-	668	-	-
EXPENSES						
ADMINISTRATIVE STAFF PERSONNEL COSTS		Avg. No. of Positions				
Executive Management	-		-			-
Instructional Management	2.00		-	75,000		-
Deans, Directors & Coordinators	9.00		-	173,851		-
CFO / Director of Finance	-		-			-
Operation / Business Manager	2.00		-	62,500		-
Administrative Staff	4.00		-	69,623		-
TOTAL ADMINISTRATIVE STAFF	17.00	-	-	380,974	-	-
INSTRUCTIONAL PERSONNEL COSTS						
Teachers - Regular	37.00		-	628,561		-
Teachers - SPED	8.00		-	147,239		-
Substitute Teachers	-		-			-
Teaching Assistants	-		-			-
Specialty Teachers	9.00		-	142,413		-
Aides	-		-			-
Therapists & Counselors	4.00		-	70,028		-
Other	-		-	30,146		-
TOTAL INSTRUCTIONAL	58.00	-	-	1,018,387	-	-
NON-INSTRUCTIONAL PERSONNEL COSTS						
Nurse	-		-			-
Librarian	-		-			-
Custodian	-		-			-
Security	-		-			-
Other	2.00		-	7,920		-
TOTAL NON-INSTRUCTIONAL	2.00	-	-	7,920	-	-
SUBTOTAL PERSONNEL SERVICE COSTS		-	-	1,407,281	-	-
PAYROLL TAXES AND BENEFITS						
Payroll Taxes			-	110,936		-
Fringe / Employee Benefits			-	154,979		-

Total Revenue		-	-	3,137,678	-	-
Total Expenses		-	-	3,079,500	-	-
Net Income		-	-	58,178	-	-
Actual Student Enrollment		-	-	668	-	-
		Quarter - 1/1 - 3/31		4th Quarter - 4/1 - 6/30		
		Revised Budget	Variance	Original Budget	Revised Budget	Variance
Retirement / Pension			-			-
TOTAL PAYROLL TAXES AND BENEFITS		-	-	265,915	-	-
TOTAL PERSONNEL SERVICE COSTS						
	77.00	-	-	1,673,196	-	-
CONTRACTED SERVICES						
Accounting / Audit			-	3,609		-
Legal			-	2,500		-
Management Company Fee			-	410,724		-
Nurse Services			-			-
Food Service / School Lunch			-	107,796		-
Payroll Services			-	6,625		-
Special Ed Services			-	2,500		-
Titlement Services (i.e. Title I)			-			-
Other Purchased / Professional / Consulting			-	96,436		-
TOTAL CONTRACTED SERVICES		-	-	630,190	-	-

Total Revenue	-	-	3,137,678	-	-
Total Expenses	-	-	3,079,500	-	-
Net Income	-	-	58,178	-	-
Actual Student Enrollment	-	-	668	-	-
	Quarter - 1/1 - 3/31		4th Quarter - 4/1 - 6/30		
	Revised Budget	Variance	Original Budget	Revised Budget	Variance
SCHOOL OPERATIONS					
Board Expenses		-			-
Classroom / Teaching Supplies & Materials		-	16,375		-
Special Ed Supplies & Materials		-	2,500		-
Textbooks / Workbooks		-	10,772		-
Supplies & Materials other		-	5,250		-
Equipment / Furniture		-	20,500		-
Telephone		-	26,004		-
Technology		-	9,597		-
Student Testing & Assessment		-	827		-
Field Trips		-	3,000		-
Transportation (student)		-	250		-
Student Services - other		-	5,250		-
Office Expense		-	23,645		-
Staff Development		-	25,875		-
Staff Recruitment		-	7,125		-
Student Recruitment / Marketing		-	2,375		-
School Meals / Lunch		-			-
Travel (Staff)		-	625		-
Fundraising		-			-
Other		-	<u>22,145</u>		-
TOTAL SCHOOL OPERATIONS	-	-	182,115	-	-
FACILITY OPERATION & MAINTENANCE					
Insurance		-	13,500		-
Janitorial		-	6,875		-
Building and Land Rent / Lease / Facility Finance Interest		-	446,716		-
Repairs & Maintenance		-	30,000		-
Equipment / Furniture		-	44,408		-
Security		-			-
Utilities		-	<u>37,500</u>		-
TOTAL FACILITY OPERATION & MAINTENANCE	-	-	578,999	-	-
DEPRECIATION & AMORTIZATION		-	15,000		-
RESERVES / CONTINGENCY		-			-

Total Revenue	-	-	3,137,678	-	-
Total Expenses	-	-	3,079,500	-	-
Net Income	-	-	58,178	-	-
Actual Student Enrollment	-	-	668	-	-
	Quarter - 1/1 - 3/31		4th Quarter - 4/1 - 6/30		
	Revised	Variance	Original	Revised	Variance
	Budget		Budget	Budget	
TOTAL EXPENSES	-	-	<u>3,079,500</u>	-	-
NET INCOME	-	-	<u>58,178</u>	-	-

CANARSIE ASCEND CHARTER SCHOOL
Budget / Operating Plan
2017-18

Total Revenue	12,486,291	12,486,291	-	12,486,291	12,486,291
Total Expenses	12,385,588	12,385,588	-	(12,385,588)	(12,385,588)
Net Income	100,703	100,703	-	100,703	100,703
Actual Student Enrollment					
	Total Year			VARIANCE	
	Original Budget	Revised Budget	Variance	Original Budget vs. PY Budget	Revised Budget vs. PY Budget
Charter School Program (CSP) Planning & Implementation	-	-	-	-	-
Other	-	-	-	-	-
Other	-	-	-	-	-
TOTAL REVENUE FROM FEDERAL SOURCES	682,022	682,022	-	682,022	682,022
LOCAL and OTHER REVENUE					
Contributions and Donations	-	-	-	-	-
Fundraising	-	-	-	-	-
Erate Reimbursement	84,619	84,619	-	84,619	84,619
Earnings on Investments	-	-	-	-	-
Interest Income	500	500	-	500	500
Food Service (Income from meals)	17,967	17,967	-	17,967	17,967
Text Book	53,092	53,092	-	53,092	53,092
OTHER	-	-	-	-	-
TOTAL REVENUE FROM LOCAL and OTHER SOURCES	156,178	156,178	-	156,178	156,178
TOTAL REVENUE	12,486,291	12,486,291	-	12,486,291	12,486,291

DESCRIPTION OF ASSUMPTIONS

		CANARSIE ASCEND CHARTER SCHOOL					DESCRIPTION OF ASSUMPTIONS
		Budget / Operating Plan			2017-18		
		12,486,291	12,486,291	-	12,486,291	12,486,291	
		12,385,588	12,385,588	-	(12,385,588)	(12,385,588)	
		100,703	100,703	-	100,703	100,703	
		Total Year			VARIANCE		
		Original Budget	Revised Budget	Variance	Original Budget vs. PY Budget	Revised Budget vs. PY Budget	
Total Revenue		12,486,291	12,486,291	-	12,486,291	12,486,291	
Total Expenses		12,385,588	12,385,588	-	(12,385,588)	(12,385,588)	
Net Income		100,703	100,703	-	100,703	100,703	
Actual Student Enrollment							
EXPENSES							
ADMINISTRATIVE STAFF PERSONNEL COSTS							
	Avg. No. of Positions						
Executive Management	-	-	-	-	-	-	
Instructional Management	2.00	300,000	300,000	-	(300,000)	(300,000)	
Deans, Directors & Coordinators	9.00	695,404	695,404	-	(695,404)	(695,404)	
CFO / Director of Finance	-	-	-	-	-	-	
Operation / Business Manager	2.00	250,000	250,000	-	(250,000)	(250,000)	
Administrative Staff	4.00	278,492	278,492	-	(278,492)	(278,492)	
TOTAL ADMINISTRATIVE STAFF	17.00	1,523,896	1,523,896	-	(1,523,896)	(1,523,896)	
INSTRUCTIONAL PERSONNEL COSTS							
Teachers - Regular	37.00	2,514,247	2,514,247	-	(2,514,247)	(2,514,247)	
Teachers - SPED	8.00	588,959	588,959	-	(588,959)	(588,959)	
Substitute Teachers	-	-	-	-	-	-	
Teaching Assistants	-	-	-	-	-	-	
Specialty Teachers	9.00	569,652	569,652	-	(569,652)	(569,652)	
Aides	-	-	-	-	-	-	
Therapists & Counselors	4.00	280,112	280,112	-	(280,112)	(280,112)	
Other	-	120,584	120,584	-	(120,584)	(120,584)	
TOTAL INSTRUCTIONAL	58.00	4,073,554	4,073,554	-	(4,073,554)	(4,073,554)	
NON-INSTRUCTIONAL PERSONNEL COSTS							
Nurse	-	-	-	-	-	-	
Librarian	-	-	-	-	-	-	
Custodian	-	-	-	-	-	-	
Security	-	-	-	-	-	-	
Other	2.00	31,680	31,680	-	(31,680)	(31,680)	
TOTAL NON-INSTRUCTIONAL	2.00	31,680	31,680	-	(31,680)	(31,680)	
SUBTOTAL PERSONNEL SERVICE COSTS		77.00	5,629,130	5,629,130	-	(5,629,130)	
PAYROLL TAXES AND BENEFITS							
Payroll Taxes		443,744	443,744	-	(443,744)	(443,744)	
Fringe / Employee Benefits		619,916	619,916	-	(619,916)	(619,916)	

CANARSIE ASCEND CHARTER SCHOOL
Budget / Operating Plan
2017-18

	Total Year			VARIANCE	
	Original Budget	Revised Budget	Variance	Original Budget vs. PY Budget	Revised Budget vs. PY Budget
Total Revenue	12,486,291	12,486,291	-	12,486,291	12,486,291
Total Expenses	12,385,588	12,385,588	-	(12,385,588)	(12,385,588)
Net Income	100,703	100,703	-	100,703	100,703
Actual Student Enrollment					
Retirement / Pension	-	-	-	-	-
TOTAL PAYROLL TAXES AND BENEFITS	1,063,660	1,063,660	-	(1,063,660)	(1,063,660)
TOTAL PERSONNEL SERVICE COSTS	6,692,790	6,692,790	-	(6,692,790)	(6,692,790)
CONTRACTED SERVICES					
Accounting / Audit	14,439	14,439	-	(14,439)	(14,439)
Legal	10,000	10,000	-	(10,000)	(10,000)
Management Company Fee	1,642,899	1,642,899	-	(1,642,899)	(1,642,899)
Nurse Services	-	-	-	-	-
Food Service / School Lunch	359,320	359,320	-	(359,320)	(359,320)
Payroll Services	26,500	26,500	-	(26,500)	(26,500)
Special Ed Services	10,000	10,000	-	(10,000)	(10,000)
Titlement Services (i.e. Title I)	-	-	-	-	-
Other Purchased / Professional / Consulting	385,750	385,750	-	(385,750)	(385,750)
TOTAL CONTRACTED SERVICES	2,448,908	2,448,908	-	(2,448,908)	(2,448,908)

77.00

DESCRIPTION OF ASSUMPTIONS

CANARSIE ASCEND CHARTER SCHOOL
Budget / Operating Plan
2017-18

Total Revenue	12,486,291	12,486,291	-	12,486,291	12,486,291
Total Expenses	12,385,588	12,385,588	-	(12,385,588)	(12,385,588)
Net Income	100,703	100,703	-	100,703	100,703
Actual Student Enrollment					

	Total Year			VARIANCE	
	Original Budget	Revised Budget	Variance	Original Budget vs. PY Budget	Revised Budget vs. PY Budget

DESCRIPTION OF ASSUMPTIONS

SCHOOL OPERATIONS

Board Expenses	-	-	-	-	-
Classroom / Teaching Supplies & Materials	65,500	65,500	-	(65,500)	(65,500)
Special Ed Supplies & Materials	10,000	10,000	-	(10,000)	(10,000)
Textbooks / Workbooks	43,088	43,088	-	(43,088)	(43,088)
Supplies & Materials other	21,000	21,000	-	(21,000)	(21,000)
Equipment / Furniture	82,000	82,000	-	(82,000)	(82,000)
Telephone	104,019	104,019	-	(104,019)	(104,019)
Technology	38,388	38,388	-	(38,388)	(38,388)
Student Testing & Assessment	3,311	3,311	-	(3,311)	(3,311)
Field Trips	12,000	12,000	-	(12,000)	(12,000)
Transportation (student)	1,000	1,000	-	(1,000)	(1,000)
Student Services - other	21,000	21,000	-	(21,000)	(21,000)
Office Expense	94,580	94,580	-	(94,580)	(94,580)
Staff Development	103,500	103,500	-	(103,500)	(103,500)
Staff Recruitment	28,500	28,500	-	(28,500)	(28,500)
Student Recruitment / Marketing	9,500	9,500	-	(9,500)	(9,500)
School Meals / Lunch	-	-	-	-	-
Travel (Staff)	2,500	2,500	-	(2,500)	(2,500)
Fundraising	-	-	-	-	-
Other	88,583	88,583	-	(88,583)	(88,583)
TOTAL SCHOOL OPERATIONS	728,469	728,469	-	(728,469)	(728,469)

FACILITY OPERATION & MAINTENANCE

Insurance	54,000	54,000	-	(54,000)	(54,000)
Janitorial	27,500	27,500	-	(27,500)	(27,500)
Building and Land Rent / Lease / Facility Finance Interest	1,786,867	1,786,867	-	(1,786,867)	(1,786,867)
Repairs & Maintenance	120,000	120,000	-	(120,000)	(120,000)
Equipment / Furniture	317,054	317,054	-	(317,054)	(317,054)
Security	-	-	-	-	-
Utilities	150,000	150,000	-	(150,000)	(150,000)
TOTAL FACILITY OPERATION & MAINTENANCE	2,455,421	2,455,421	-	(2,455,421)	(2,455,421)

DEPRECIATION & AMORTIZATION

	60,000	60,000	-	(60,000)	(60,000)
--	--------	--------	---	----------	----------

RESERVES / CONTINGENCY

	-	-	-	-	-
--	---	---	---	---	---

CANARSIE ASCEND CHARTER SCHOOL
Budget / Operating Plan
2017-18

Total Revenue	12,486,291	12,486,291	-	12,486,291	12,486,291
Total Expenses	12,385,588	12,385,588	-	(12,385,588)	(12,385,588)
Net Income	100,703	100,703	-	100,703	100,703
Actual Student Enrollment					
	Total Year			VARIANCE	
	Original Budget	Revised Budget	Variance	Original Budget vs. PY Budget	Revised Budget vs. PY Budget
TOTAL EXPENSES	<u>12,385,588</u>	<u>12,385,588</u>	-	<u>(12,385,588)</u>	<u>(12,385,588)</u>
NET INCOME	<u>100,703</u>	<u>100,703</u>	-	<u>100,703</u>	<u>100,703</u>

DESCRIPTION OF ASSUMPTIONS

CANARSIE ASCEND CHARTER SCHOOL
Budget / Operating Plan
2017-18

Total Revenue	12,486,291	12,486,291	-	12,486,291	12,486,291
Total Expenses	12,385,588	12,385,588	-	(12,385,588)	(12,385,588)
Net Income	100,703	100,703	-	100,703	100,703
Actual Student Enrollment					

Total Year

VARIANCE

Original Budget	Revised Budget	Variance	Original Budget vs. PY Budget	Revised Budget vs. PY Budget
------------------------	-----------------------	-----------------	--------------------------------------	-------------------------------------

DESCRIPTION OF ASSUMPTIONS

ENROLLMENT - *School Districts Are Linked To Above Entries*

Number of Districts:

NYC CHANCELLOR'S OFFICE

-
-
-
-
-
-
-
-
-
-
-
-
-
-
-
-
-
-
-
-

ALL OTHER School Districts: (Weighted Avg)

TOTAL ENROLLMENT

REVENUE PER PUPIL

EXPENSES PER PUPIL

**CANARSIE ASCEND CHARTER SCHOOL
BALANCE SHEET
2017-18**

Please enter balance sheet data for the Ed Corp
Ascend Charter Schools
only on this template.

The balance sheet should include data for
all charter schools operated by the Ed Corp.

	<u>Prior Year</u>	Q1	Q2	Q3	Q4
	<u>2016-17</u>	<u>As of 9/30</u>	<u>As of 12/31</u>	<u>As of 3/31</u>	<u>As of 6/30</u>
<u>ASSETS</u>					
<u>CURRENT ASSETS</u>					
Cash and cash equivalents	-	-	-	-	-
Grants and contracts receivable	-	-	-	-	-
Accounts receivables	-	-	-	-	-
Prepaid Expenses	-	-	-	-	-
Contributions and other receivables	-	-	-	-	-
TOTAL CURRENT ASSETS	-	-	-	-	-
<u>PROPERTY, BUILDING AND EQUIPMENT, net</u>	-	-	-	-	-
<u>OTHER ASSETS</u>	-	-	-	-	-
TOTAL ASSETS	-	-	-	-	-
<u>LIABILITIES AND NET ASSETS</u>					
<u>CURRENT LIABILITIES</u>					
Accounts payable and accrued expenses	-	-	-	-	-
Accrued payroll and benefits	-	-	-	-	-
Deferred Revenue	-	-	-	-	-
Current maturities of long-term debt	-	-	-	-	-
Short Term Debt - Bonds, Notes Payable	-	-	-	-	-
Other	-	-	-	-	-
TOTAL CURRENT LIABILITIES	-	-	-	-	-
<u>LONG-TERM DEBT and NOTES PAYABLE, net current maturities</u>	-	-	-	-	-
TOTAL LIABILITIES	-	-	-	-	-
<u>NET ASSETS</u>					
Unrestricted	-	-	-	-	-
Temporarily restricted	-	-	-	-	-
TOTAL NET ASSETS	-	-	-	-	-
TOTAL LIABILITIES AND NET ASSETS	-	-	-	-	-

**CANARSIE ASCEND CHARTER
Budget / Operating Plan**

2017-18

Total Revenue	-	3,073,252	-	-	3,137,681	-	-
Total Expenses	-	3,067,398	-	-	3,139,262	-	-
Net Income	-	5,854	-	-	(1,581)	-	-
Actual Student Enrollment	-	668	-	-	668	-	-
				1st Quarter - 7/1 - 9/30	2nd Quarter - 10/1 - 12/31		3rd Quarter - 1/1 - 3/31
*NOTE: Enrollment, Revenue and Expenditure Data IN the 'Total and Variance Analysis' Section is Based on LAST ACTUAL Quarter Completed				Actual	Current Budget	Variance	Actual
Other		-	-		-	-	
TOTAL REVENUE FROM FEDERAL SOURCES	-	124,879	-	-	185,715	-	-
LOCAL and OTHER REVENUE							
Contributions and Donations		-	-		-	-	
Fundraising		-	-		-	-	
Erate Reimbursement		21,155	-		21,155	-	
Earnings on Investments		-	-		-	-	
Interest Income		125	-		125	-	
Food Service (Income from meals)		1,797	-		5,390	-	
Text Book		13,273	-		13,273	-	
OTHER		-	-		-	-	
TOTAL REVENUE FROM LOCAL and OTHER SOURCES	-	36,350	-	-	39,943	-	-
TOTAL REVENUE	-	3,073,252	-	-	3,137,681	-	-

**CANARSIE ASCEND CHARTER
Budget / Operating Plan**

2017-18

Total Revenue	-	3,073,252	-	-	3,137,681	-	-
Total Expenses	-	3,067,398	-	-	3,139,262	-	-
Net Income	-	5,854	-	-	(1,581)	-	-
Actual Student Enrollment	-	668	-	-	668	-	-

***NOTE: Enrollment, Revenue and Expenditure Data IN the 'Total and Variance Analysis' Section is Based on LAST ACTUAL Quarter Completed**

	Quarter 0 No. of Positions	1st Quarter - 7/1 - 9/30			2nd Quarter - 10/1 - 12/31			3rd Quarter
		Actual	Current Budget	Variance	Actual	Current Budget	Variance	
EXPENSES								
ADMINISTRATIVE STAFF PERSONNEL COSTS								
Executive Management	-		-			-		
Instructional Management	-		75,000			75,000		
Deans, Directors & Coordinators	-		173,851			173,851		
CFO / Director of Finance	-		-			-		
Operation / Business Manager	-		62,500			62,500		
Administrative Staff	-		69,623			69,623		
TOTAL ADMINISTRATIVE STAFF	-		380,974			380,974		
INSTRUCTIONAL PERSONNEL COSTS								
Teachers - Regular	-		628,562			628,562		
Teachers - SPED	-		147,240			147,240		
Substitute Teachers	-		-			-		
Teaching Assistants	-		-			-		
Specialty Teachers	-		142,413			142,413		
Aides	-		-			-		
Therapists & Counselors	-		70,028			70,028		
Other	-		30,146			30,146		
TOTAL INSTRUCTIONAL	-		1,018,389			1,018,389		
NON-INSTRUCTIONAL PERSONNEL COSTS								
Nurse	-		-			-		
Librarian	-		-			-		
Custodian	-		-			-		
Security	-		-			-		
Other	-		7,920			7,920		
TOTAL NON-INSTRUCTIONAL	-		7,920			7,920		
SUBTOTAL PERSONNEL SERVICE COSTS	-		1,407,283			1,407,283		
PAYROLL TAXES AND BENEFITS								
Payroll Taxes			110,936			110,936		
Fringe / Employee Benefits			154,979			154,979		
Retirement / Pension			-			-		
TOTAL PAYROLL TAXES AND BENEFITS			265,915			265,915		
TOTAL PERSONNEL SERVICE COSTS	-		1,673,198			1,673,198		

**CANARSIE ASCEND CHARTER
Budget / Operating Plan**

2017-18

Total Revenue	-	3,073,252	-	-	3,137,681	-	-
Total Expenses	-	3,067,398	-	-	3,139,262	-	-
Net Income	-	5,854	-	-	(1,581)	-	-
Actual Student Enrollment	-	668	-	-	668	-	-

	1st Quarter - 7/1 - 9/30			2nd Quarter - 10/1 - 12/31			3rd Quarter
		Current			Current		
	Actual	Budget	Variance	Actual	Budget	Variance	Actual
<p>*NOTE: Enrollment, Revenue and Expenditure Data IN the 'Total and Variance Analysis' Section is Based on LAST ACTUAL Quarter Completed</p>							
CONTRACTED SERVICES							
Accounting / Audit		3,610	-		3,610	-	
Legal		2,500	-		2,500	-	
Management Company Fee		410,725	-		410,725	-	
Nurse Services		-	-		-	-	
Food Service / School Lunch		35,932	-		107,796	-	
Payroll Services		6,625	-		6,625	-	
Special Ed Services		2,500	-		2,500	-	
Titlement Services (i.e. Title I)		-	-		-	-	
Other Purchased / Professional / Consulting		96,438	-		96,438	-	
TOTAL CONTRACTED SERVICES	-	558,330	-	-	630,194	-	-

**CANARSIE ASCEND CHARTER
Budget / Operating Plan**

2017-18

Total Revenue	-	3,073,252	-	-	3,137,681	-	-
Total Expenses	-	3,067,398	-	-	3,139,262	-	-
Net Income	-	5,854	-	-	(1,581)	-	-
Actual Student Enrollment	-	668	-	-	668	-	-

*NOTE: Enrollment, Revenue and Expenditure Data IN the 'Total and Variance Analysis' Section is Based on LAST ACTUAL Quarter Completed	1st Quarter - 7/1 - 9/30			2nd Quarter - 10/1 - 12/31			3rd Quarter
	Actual	Current Budget	Variance	Actual	Current Budget	Variance	Actual

SCHOOL OPERATIONS

Board Expenses	-	-	-	-	-	-	-
Classroom / Teaching Supplies & Materials	16,375	-	-	16,375	-	-	-
Special Ed Supplies & Materials	2,500	-	-	2,500	-	-	-
Textbooks / Workbooks	10,772	-	-	10,772	-	-	-
Supplies & Materials other	5,250	-	-	5,250	-	-	-
Equipment / Furniture	20,500	-	-	20,500	-	-	-
Telephone	26,005	-	-	26,005	-	-	-
Technology	9,597	-	-	9,597	-	-	-
Student Testing & Assessment	828	-	-	828	-	-	-
Field Trips	3,000	-	-	3,000	-	-	-
Transportation (student)	250	-	-	250	-	-	-
Student Services - other	5,250	-	-	5,250	-	-	-
Office Expense	23,645	-	-	23,645	-	-	-
Staff Development	25,875	-	-	25,875	-	-	-
Staff Recruitment	7,125	-	-	7,125	-	-	-
Student Recruitment / Marketing	2,375	-	-	2,375	-	-	-
School Meals / Lunch	-	-	-	-	-	-	-
Travel (Staff)	625	-	-	625	-	-	-
Fundraising	-	-	-	-	-	-	-
Other	22,146	-	-	22,146	-	-	-
TOTAL SCHOOL OPERATIONS	-	182,118	-	-	182,118	-	-

FACILITY OPERATION & MAINTENANCE

Insurance	13,500	-	-	13,500	-	-	-
Janitorial	6,875	-	-	6,875	-	-	-
Building and Land Rent / Lease / Facility Finance Interest	446,717	-	-	446,717	-	-	-
Repairs & Maintenance	30,000	-	-	30,000	-	-	-
Equipment / Furniture	104,160	-	-	104,160	-	-	-
Security	-	-	-	-	-	-	-
Utilities	37,500	-	-	37,500	-	-	-
TOTAL FACILITY OPERATION & MAINTENANCE	-	638,752	-	-	638,752	-	-

**DEPRECIATION & AMORTIZATION
RESERVES / CONTINGENCY**

	15,000	-	-	15,000	-	-	-
	-	-	-	-	-	-	-

TOTAL EXPENSES	-	3,067,398	-	-	3,139,262	-	-
-----------------------	---	------------------	---	---	------------------	---	---

**CANARSIE ASCEND CHARTER
Budget / Operating Plan**

2017-18

Total Revenue	-	3,073,252	-	-	3,137,681	-	-
Total Expenses	-	3,067,398	-	-	3,139,262	-	-
Net Income	-	5,854	-	-	(1,581)	-	-
Actual Student Enrollment	-	668	-	-	668	-	-

	1st Quarter - 7/1 - 9/30			2nd Quarter - 10/1 - 12/31			3rd Quarter
	Actual	Current Budget	Variance	Actual	Current Budget	Variance	Actual
*NOTE: Enrollment, Revenue and Expenditure Data IN the 'Total and Variance Analysis' Section is Based on LAST ACTUAL Quarter Completed							
NET INCOME	-	5,854	-	-	(1,581)	-	-

Total Revenue	-	3,073,252	-	-	3,137,681	-	-
Total Expenses	-	3,067,398	-	-	3,139,262	-	-
Net Income	-	5,854	-	-	(1,581)	-	-
Actual Student Enrollment	-	668	-	-	668	-	-

	1st Quarter - 7/1 - 9/30			2nd Quarter - 10/1 - 12/31			3rd C
*NOTE: Enrollment, Revenue and Expenditure Data IN the 'Total and Variance Analysis' Section is Based on LAST ACTUAL Quarter Completed	Actual	Current Budget	Variance	Actual	Current Budget	Variance	Actual

ENROLLMENT - *School Districts Are Linked To Above Entries*							
NYC CHANCELLOR'S OFFICE	-	668	-	-	668	-	-
-	-		-	-		-	-
-	-		-	-		-	-
-	-		-	-		-	-
-	-		-	-		-	-
-	-		-	-		-	-
-	-		-	-		-	-
-	-		-	-		-	-
-	-		-	-		-	-
-	-		-	-		-	-
-	-		-	-		-	-
-	-		-	-		-	-
-	-		-	-		-	-
-	-		-	-		-	-
-	-		-	-		-	-
-	-		-	-		-	-
-	-		-	-		-	-
-	-		-	-		-	-
-	-		-	-		-	-
-	-		-	-		-	-
ALL OTHER School Districts: (Count = 0)	-		-	-		-	-
TOTAL ENROLLMENT	-	<u>668</u>	-	-	<u>668</u>	-	-
REVENUE PER PUPIL	-	<u>4,601</u>	-	-	<u>4,697</u>	-	-
EXPENSES PER PUPIL	-	<u>4,592</u>	-	-	<u>4,699</u>	-	-

**SCHOOL
n**

Total Revenue	3,137,680	-	-	3,137,678	-
Total Expenses	3,099,428	-	-	3,079,500	-
Net Income	38,252	-	-	58,178	-
Actual Student Enrollment	668	-	-	668	-
	Quarter - 1/1 - 3/31		4th Quarter - 4/1 - 6/30		
*NOTE: Enrollment, Revenue and Expenditure Data IN the 'Total and Variance Analysis' Section is Based on LAST ACTUAL Quarter Completed	Current			Current	
	Budget	Variance	Actual	Budget	Variance
Other	-	-		-	-
TOTAL REVENUE FROM FEDERAL SOURCES	185,714	-	-	185,714	-
LOCAL and OTHER REVENUE					
Contributions and Donations	-	-		-	-
Fundraising	-	-		-	-
Erate Reimbursement	21,155	-		21,154	-
Earnings on Investments	-	-		-	-
Interest Income	125	-		125	-
Food Service (Income from meals)	5,390	-		5,390	-
Text Book	13,273	-		13,273	-
OTHER	-	-		-	-
TOTAL REVENUE FROM LOCAL and OTHER SOURCES	39,943	-	-	39,942	-
TOTAL REVENUE	3,137,680	-	-	3,137,678	-

SCHOOL

n

Total Revenue	3,137,680	-	-	3,137,678	-
Total Expenses	3,099,428	-	-	3,079,500	-
Net Income	38,252	-	-	58,178	-
Actual Student Enrollment	668	-	-	668	-

<p>*NOTE: Enrollment, Revenue and Expenditure Data IN the 'Total and Variance Analysis' Section is Based on LAST ACTUAL Quarter Completed</p>	Quarter - 1/1 - 3/31		4th Quarter - 4/1 - 6/30		
	Current Budget	Variance	Actual	Current Budget	Variance

EXPENSES

ADMINISTRATIVE STAFF PERSONNEL COSTS

	Quarter 0 No. of Positions				
Executive Management	-	-	-	-	-
Instructional Management	-	75,000	-	75,000	-
Deans, Directors & Coordinators	-	173,851	-	173,851	-
CFO / Director of Finance	-	-	-	-	-
Operation / Business Manager	-	62,500	-	62,500	-
Administrative Staff	-	69,623	-	69,623	-
TOTAL ADMINISTRATIVE STAFF	-	380,974	-	380,974	-

INSTRUCTIONAL PERSONNEL COSTS

Teachers - Regular	-	628,562	-	628,561	-
Teachers - SPED	-	147,240	-	147,239	-
Substitute Teachers	-	-	-	-	-
Teaching Assistants	-	-	-	-	-
Specialty Teachers	-	142,413	-	142,413	-
Aides	-	-	-	-	-
Therapists & Counselors	-	70,028	-	70,028	-
Other	-	30,146	-	30,146	-
TOTAL INSTRUCTIONAL	-	1,018,389	-	1,018,387	-

NON-INSTRUCTIONAL PERSONNEL COSTS

Nurse	-	-	-	-	-
Librarian	-	-	-	-	-
Custodian	-	-	-	-	-
Security	-	-	-	-	-
Other	-	7,920	-	7,920	-
TOTAL NON-INSTRUCTIONAL	-	7,920	-	7,920	-

SUBTOTAL PERSONNEL SERVICE COSTS

PAYROLL TAXES AND BENEFITS

Payroll Taxes		110,936	-	110,936	-
Fringe / Employee Benefits		154,979	-	154,979	-
Retirement / Pension		-	-	-	-
TOTAL PAYROLL TAXES AND BENEFITS		265,915	-	265,915	-

TOTAL PERSONNEL SERVICE COSTS

		1,673,198	-	1,673,196	-
--	--	-----------	---	-----------	---

SCHOOL					
n					
Total Revenue	3,137,680	-	-	3,137,678	-
Total Expenses	3,099,428	-	-	3,079,500	-
Net Income	38,252	-	-	58,178	-
Actual Student Enrollment	668	-	-	668	-
		Quarter - 1/1 - 3/31	4th Quarter - 4/1 - 6/30		
*NOTE: Enrollment, Revenue and Expenditure Data IN the 'Total and Variance Analysis' Section is Based on LAST ACTUAL Quarter Completed		SCHOOL			
		n	Current Budget	Variance	Actual
CONTRACTED SERVICES					
Accounting / Audit	3,610	-		3,609	-
Legal	2,500	-		2,500	-
Management Company Fee	410,725	-		410,724	-
Nurse Services	-	-		-	-
Food Service / School Lunch	107,796	-		107,796	-
Payroll Services	6,625	-		6,625	-
Special Ed Services	2,500	-		2,500	-
Titlement Services (i.e. Title I)	-	-		-	-
Other Purchased / Professional / Consulting	<u>96,438</u>	-		<u>96,436</u>	-
TOTAL CONTRACTED SERVICES	<u>630,194</u>	-	-	630,190	-

SCHOOL					
n					
Total Revenue	3,137,680	-	-	3,137,678	-
Total Expenses	3,099,428	-	-	3,079,500	-
Net Income	38,252	-	-	58,178	-
Actual Student Enrollment	668	-	-	668	-
	Quarter - 1/1 - 3/31		4th Quarter - 4/1 - 6/30		
*NOTE: Enrollment, Revenue and Expenditure Data IN the 'Total and Variance Analysis' Section is Based on LAST ACTUAL Quarter Completed	Current			Current	
	Budget	Variance	Actual	Budget	Variance
SCHOOL OPERATIONS					
Board Expenses	-	-		-	-
Classroom / Teaching Supplies & Materials	16,375	-		16,375	-
Special Ed Supplies & Materials	2,500	-		2,500	-
Textbooks / Workbooks	10,772	-		10,772	-
Supplies & Materials other	5,250	-		5,250	-
Equipment / Furniture	20,500	-		20,500	-
Telephone	26,005	-		26,004	-
Technology	9,597	-		9,597	-
Student Testing & Assessment	828	-		827	-
Field Trips	3,000	-		3,000	-
Transportation (student)	250	-		250	-
Student Services - other	5,250	-		5,250	-
Office Expense	23,645	-		23,645	-
Staff Development	25,875	-		25,875	-
Staff Recruitment	7,125	-		7,125	-
Student Recruitment / Marketing	2,375	-		2,375	-
School Meals / Lunch	-	-		-	-
Travel (Staff)	625	-		625	-
Fundraising	-	-		-	-
Other	<u>22,146</u>	=		<u>22,145</u>	=
TOTAL SCHOOL OPERATIONS	182,118	-	-	182,115	-
FACILITY OPERATION & MAINTENANCE					
Insurance	13,500	-		13,500	-
Janitorial	6,875	-		6,875	-
Building and Land Rent / Lease / Facility Finance Interest	446,717	-		446,716	-
Repairs & Maintenance	30,000	-		30,000	-
Equipment / Furniture	64,326	-		44,408	-
Security	-	-		-	-
Utilities	<u>37,500</u>	=		<u>37,500</u>	=
TOTAL FACILITY OPERATION & MAINTENANCE	598,918	-	-	578,999	-
DEPRECIATION & AMORTIZATION	15,000	-		15,000	-
RESERVES / CONTINGENCY	-	-		-	-
TOTAL EXPENSES	<u>3,099,428</u>	-	-	<u>3,079,500</u>	-

SCHOOL					
rSCHOOL					
n					
Total Revenue	3,137,680	-	-	3,137,678	-
Total Expenses	3,099,428	-	-	3,079,500	-
Net Income	38,252	-	-	58,178	-
Actual Student Enrollment	668	-	-	668	-
		Quarter - 1/1 - 3/31		4th Quarter - 4/1 - 6/30	
*NOTE: Enrollment, Revenue and Expenditure Data IN the 'Total and Variance Analysis' Section is Based on LAST ACTUAL Quarter Completed		Quarter - 1/1 - 3/31			
	Current Budget	Variance	Actual	Current Budget	Variance
NET INCOME	38,252	-	-	58,178	-

rSCHOOL n					
Total Revenue	3,137,680	-	-	3,137,678	-
Total Expenses	3,099,428	-	-	3,079,500	-
Net Income	38,252	-	-	58,178	-
Actual Student Enrollment	668	-	-	668	-
		Quarter - 1/1 - 3/31			
		Quarter - 1/1 - 3/31		4th Quarter - 4/1 - 6/30	
*NOTE: Enrollment, Revenue and Expenditure Data IN the 'Total and Variance Analysis' Section is Based on LAST ACTUAL Quarter Completed					
		Current Budget	Variance	Actual	Current Budget
ENROLLMENT - *School Districts Are Linked To Above Entries*					
NYC CHANCELLOR'S OFFICE	668	-	-	668	-
-	-	-	-	-	-
-	-	-	-	-	-
-	-	-	-	-	-
-	-	-	-	-	-
-	-	-	-	-	-
-	-	-	-	-	-
-	-	-	-	-	-
-	-	-	-	-	-
-	-	-	-	-	-
-	-	-	-	-	-
-	-	-	-	-	-
-	-	-	-	-	-
-	-	-	-	-	-
-	-	-	-	-	-
-	-	-	-	-	-
-	-	-	-	-	-
ALL OTHER School Districts: (Count = 0)	-	-	-	-	-
TOTAL ENROLLMENT	668	-	-	668	-
REVENUE PER PUPIL	4,697	-	-	4,697	-
EXPENSES PER PUPIL	4,640	-	-	4,610	-

CANARSIE ASCEND CHARTER SCHOOL
Budget / Operating Plan

2017-18

Total Revenue	-	-	-	12,486,291	(12,486,291)	-	-	12,486,291
Total Expenses	-	-	-	12,385,588	12,385,588	-	-	12,385,588
Net Income	-	-	-	100,703	(100,703)	-	-	100,703
Actual Student Enrollment	-	-	-			-	-	

***NOTE: Enrollment, Revenue and Expenditure Data IN the 'Total and Variance Analysis' Section is Based on LAST ACTUAL Quarter Completed**

TOTALS AND VARIANCE ANALYSIS

	Actual	Current Budget (Current Quarter)	Actual vs. Current Budget	Current Budget - TY	Actual vs. Current Budget TY	Original Budget (Current Quarter)	Actual vs. Original Budget	Original Budget -
REVENUE								
REVENUES FROM STATE SOURCES								
Per Pupil Revenue								
NYC CHANCELLOR'S OFFICE			14,527					
-	-	-	-	9,704,036	(9,704,036)	-	-	9,704,036
-	-	-	-	-	-	-	-	-
-	-	-	-	-	-	-	-	-
-	-	-	-	-	-	-	-	-
-	-	-	-	-	-	-	-	-
-	-	-	-	-	-	-	-	-
-	-	-	-	-	-	-	-	-
-	-	-	-	-	-	-	-	-
-	-	-	-	-	-	-	-	-
-	-	-	-	-	-	-	-	-
-	-	-	-	-	-	-	-	-
-	-	-	-	-	-	-	-	-
-	-	-	-	-	-	-	-	-
-	-	-	-	-	-	-	-	-
-	-	-	-	-	-	-	-	-
-	-	-	-	-	-	-	-	-
-	-	-	-	-	-	-	-	-
-	-	-	-	-	-	-	-	-
-	-	-	-	-	-	-	-	-
-	-	-	-	-	-	-	-	-
ALL OTHER School Districts: (Count = 0)								
TOTAL Per Pupil Revenue (Weighted Average Per Pupil Funding)			14,527	9,704,036	(9,704,036)	-	-	9,704,036
Special Education Revenue	-	-	-	729,055	(729,055)	-	-	729,055
Grants								
Stimulus	-	-	-	-	-	-	-	-
DYCD (Department of Youth and Community Development)	-	-	-	-	-	-	-	-
Other	-	-	-	-	-	-	-	-
NYC DoE Rental Assistance	-	-	-	1,215,000	(1,215,000)	-	-	1,215,000
Other	=	=	=	=	=	=	=	=
TOTAL REVENUE FROM STATE SOURCES	-	-	-	11,648,091	(11,648,091)	-	-	11,648,091
REVENUE FROM FEDERAL FUNDING								
IDEA Special Needs	-	-	-	86,900	(86,900)	-	-	86,900
Title I	-	-	-	276,043	(276,043)	-	-	276,043
Title Funding - Other	-	-	-	13,656	(13,656)	-	-	13,656
School Food Service (Free Lunch)	-	-	-	305,423	(305,423)	-	-	305,423
Grants								
Charter School Program (CSP) Planning & Implementation	-	-	-	-	-	-	-	-
Other	-	-	-	-	-	-	-	-

CANARSIE ASCEND CHARTER SCHOOL
Budget / Operating Plan

2017-18

Total Revenue	-	-	-	12,486,291	(12,486,291)	-	-	12,486,291
Total Expenses	-	-	-	12,385,588	12,385,588	-	-	12,385,588
Net Income	-	-	-	100,703	(100,703)	-	-	100,703
Actual Student Enrollment	-	-	-			-	-	

***NOTE: Enrollment, Revenue and Expenditure Data IN the 'Total and Variance Analysis' Section is Based on LAST ACTUAL Quarter Completed**

TOTALS AND VARIANCE ANALYSIS

	Actual	Current Budget (Current Quarter)	Actual vs. Current Budget	Current Budget - TY	Actual vs. Current Budget TY	Original Budget (Current Quarter)	Actual vs. Original Budget	Original Budget -
Other	-	-	-	-	-	-	-	
TOTAL REVENUE FROM FEDERAL SOURCES	-	-	-	682,022	(682,022)	-	-	682,022
LOCAL and OTHER REVENUE								
Contributions and Donations	-	-	-	-	-	-	-	
Fundraising	-	-	-	-	-	-	-	
Erate Reimbursement	-	-	-	84,619	(84,619)	-	-	84,619
Earnings on Investments	-	-	-	-	-	-	-	
Interest Income	-	-	-	500	(500)	-	-	500
Food Service (Income from meals)	-	-	-	17,967	(17,967)	-	-	17,967
Text Book	-	-	-	53,092	(53,092)	-	-	53,092
OTHER	-	-	-	-	-	-	-	
TOTAL REVENUE FROM LOCAL and OTHER SOURCES	-	-	-	156,178	(156,178)	-	-	156,178
TOTAL REVENUE	-	-	-	12,486,291	(12,486,291)	-	-	12,486,291

CANARSIE ASCEND CHARTER SCHOOL
Budget / Operating Plan

2017-18

Total Revenue	-	-	-	12,486,291	(12,486,291)	-	-	12,486,291
Total Expenses	-	-	-	12,385,588	12,385,588	-	-	12,385,588
Net Income	-	-	-	100,703	(100,703)	-	-	100,703
Actual Student Enrollment	-	-	-			-	-	

*NOTE: Enrollment, Revenue and Expenditure Data IN the 'Total and Variance Analysis' Section is Based on LAST ACTUAL Quarter Completed

TOTALS AND VARIANCE ANALYSIS

Actual	Current Budget (Current Quarter)	Actual vs. Current Budget	Current Budget - TY	Actual vs. Current Budget TY	Original Budget (Current Quarter)	Actual vs. Original Budget	Original Budget -
---------------	---	----------------------------------	----------------------------	-------------------------------------	--	-----------------------------------	--------------------------

EXPENSES	Quarter 0 No. of Positions	Actual	Current Budget (Current Quarter)	Actual vs. Current Budget	Current Budget - TY	Actual vs. Current Budget TY	Original Budget (Current Quarter)	Actual vs. Original Budget	Original Budget -
ADMINISTRATIVE STAFF PERSONNEL COSTS									
Executive Management	-	-	-	-	-	-	-	-	-
Instructional Management	-	-	-	-	300,000	300,000	-	-	300,000
Deans, Directors & Coordinators	-	-	-	-	695,404	695,404	-	-	695,404
CFO / Director of Finance	-	-	-	-	-	-	-	-	-
Operation / Business Manager	-	-	-	-	250,000	250,000	-	-	250,000
Administrative Staff	-	-	-	-	278,492	278,492	-	-	278,492
TOTAL ADMINISTRATIVE STAFF	-	-	-	-	1,523,896	1,523,896	-	-	1,523,896
INSTRUCTIONAL PERSONNEL COSTS									
Teachers - Regular	-	-	-	-	2,514,247	2,514,247	-	-	2,514,247
Teachers - SPED	-	-	-	-	588,959	588,959	-	-	588,959
Substitute Teachers	-	-	-	-	-	-	-	-	-
Teaching Assistants	-	-	-	-	-	-	-	-	-
Specialty Teachers	-	-	-	-	569,652	569,652	-	-	569,652
Aides	-	-	-	-	-	-	-	-	-
Therapists & Counselors	-	-	-	-	280,112	280,112	-	-	280,112
Other	-	-	-	-	120,584	120,584	-	-	120,584
TOTAL INSTRUCTIONAL	-	-	-	-	4,073,554	4,073,554	-	-	4,073,554
NON-INSTRUCTIONAL PERSONNEL COSTS									
Nurse	-	-	-	-	-	-	-	-	-
Librarian	-	-	-	-	-	-	-	-	-
Custodian	-	-	-	-	-	-	-	-	-
Security	-	-	-	-	-	-	-	-	-
Other	-	-	-	-	31,680	31,680	-	-	31,680
TOTAL NON-INSTRUCTIONAL	-	-	-	-	31,680	31,680	-	-	31,680
SUBTOTAL PERSONNEL SERVICE COSTS	-	-	-	-	5,629,130	5,629,130	-	-	5,629,130
PAYROLL TAXES AND BENEFITS									
Payroll Taxes		-	-	-	443,744	443,744	-	-	443,744
Fringe / Employee Benefits		-	-	-	619,916	619,916	-	-	619,916
Retirement / Pension		-	-	-	-	-	-	-	-
TOTAL PAYROLL TAXES AND BENEFITS		-	-	-	1,063,660	1,063,660	-	-	1,063,660
TOTAL PERSONNEL SERVICE COSTS	-	-	-	-	6,692,790	6,692,790	-	-	6,692,790

CANARSIE ASCEND CHARTER SCHOOL
Budget / Operating Plan

2017-18

Total Revenue	-	-	-	12,486,291	(12,486,291)	-	-	12,486,2
Total Expenses	-	-	-	12,385,588	12,385,588	-	-	12,385,5
Net Income	-	-	-	100,703	(100,703)	-	-	100,7
Actual Student Enrollment	-	-	-			-	-	

TOTALS AND VARIANCE ANALYSIS

***NOTE: Enrollment, Revenue and Expenditure Data IN the 'Total and Variance Analysis' Section is Based on LAST ACTUAL Quarter Completed**

	Actual	Current Budget (Current Quarter)	Actual vs. Current Budget	Current Budget - TY	Actual vs. Current Budget TY	Original Budget (Current Quarter)	Actual vs. Original Budget	Original Budget -
CONTRACTED SERVICES								
Accounting / Audit	-	-	-	14,439	14,439	-	-	14,4
Legal	-	-	-	10,000	10,000	-	-	10,0
Management Company Fee	-	-	-	1,642,899	1,642,899	-	-	1,642,8
Nurse Services	-	-	-	-	-	-	-	
Food Service / School Lunch	-	-	-	359,320	359,320	-	-	359,3
Payroll Services	-	-	-	26,500	26,500	-	-	26,5
Special Ed Services	-	-	-	10,000	10,000	-	-	10,0
Titlement Services (i.e. Title I)	-	-	-	-	-	-	-	
Other Purchased / Professional / Consulting	-	-	-	385,750	385,750	-	-	385,7
TOTAL CONTRACTED SERVICES	-	-	-	2,448,908	2,448,908	-	-	2,448,9

CANARSIE ASCEND CHARTER SCHOOL
Budget / Operating Plan

2017-18

Total Revenue	-	-	-	12,486,291	(12,486,291)	-	-	12,486,291
Total Expenses	-	-	-	12,385,588	12,385,588	-	-	12,385,588
Net Income	-	-	-	100,703	(100,703)	-	-	100,703
Actual Student Enrollment	-	-	-			-	-	

TOTALS AND VARIANCE ANALYSIS

***NOTE: Enrollment, Revenue and Expenditure Data IN the 'Total and Variance Analysis' Section is Based on LAST ACTUAL Quarter Completed**

	Actual	Current Budget (Current Quarter)	Actual vs. Current Budget	Current Budget - TY	Actual vs. Current Budget TY	Original Budget (Current Quarter)	Actual vs. Original Budget	Original Budget - TY
SCHOOL OPERATIONS								
Board Expenses	-	-	-	-	-	-	-	-
Classroom / Teaching Supplies & Materials	-	-	-	65,500	65,500	-	-	65,500
Special Ed Supplies & Materials	-	-	-	10,000	10,000	-	-	10,000
Textbooks / Workbooks	-	-	-	43,088	43,088	-	-	43,088
Supplies & Materials other	-	-	-	21,000	21,000	-	-	21,000
Equipment / Furniture	-	-	-	82,000	82,000	-	-	82,000
Telephone	-	-	-	104,019	104,019	-	-	104,019
Technology	-	-	-	38,388	38,388	-	-	38,388
Student Testing & Assessment	-	-	-	3,311	3,311	-	-	3,311
Field Trips	-	-	-	12,000	12,000	-	-	12,000
Transportation (student)	-	-	-	1,000	1,000	-	-	1,000
Student Services - other	-	-	-	21,000	21,000	-	-	21,000
Office Expense	-	-	-	94,580	94,580	-	-	94,580
Staff Development	-	-	-	103,500	103,500	-	-	103,500
Staff Recruitment	-	-	-	28,500	28,500	-	-	28,500
Student Recruitment / Marketing	-	-	-	9,500	9,500	-	-	9,500
School Meals / Lunch	-	-	-	-	-	-	-	-
Travel (Staff)	-	-	-	2,500	2,500	-	-	2,500
Fundraising	-	-	-	-	-	-	-	-
Other	-	-	-	88,583	88,583	-	-	88,583
TOTAL SCHOOL OPERATIONS	-	-	-	728,469	728,469	-	-	728,469
FACILITY OPERATION & MAINTENANCE								
Insurance	-	-	-	54,000	54,000	-	-	54,000
Janitorial	-	-	-	27,500	27,500	-	-	27,500
Building and Land Rent / Lease / Facility Finance Interest	-	-	-	1,786,867	1,786,867	-	-	1,786,867
Repairs & Maintenance	-	-	-	120,000	120,000	-	-	120,000
Equipment / Furniture	-	-	-	317,054	317,054	-	-	317,054
Security	-	-	-	-	-	-	-	-
Utilities	-	-	-	150,000	150,000	-	-	150,000
TOTAL FACILITY OPERATION & MAINTENANCE	-	-	-	2,455,421	2,455,421	-	-	2,455,421
DEPRECIATION & AMORTIZATION	-	-	-	60,000	60,000	-	-	60,000
RESERVES / CONTINGENCY	-	-	-	-	-	-	-	-
TOTAL EXPENSES	-	-	-	12,385,588	12,385,588	-	-	12,385,588

**CANARSIE ASCEND CHARTER SCHOOL
Budget / Operating Plan**

2017-18

Total Revenue	-	-	-	12,486,291	(12,486,291)	-	-	12,486,2
Total Expenses	-	-	-	12,385,588	12,385,588	-	-	12,385,5
Net Income	-	-	-	100,703	(100,703)	-	-	100,7
Actual Student Enrollment	-	-	-			-	-	

TOTALS AND VARIANCE ANALYSIS

*NOTE: Enrollment, Revenue and Expenditure Data IN the 'Total and Variance Analysis' Section is Based on LAST ACTUAL Quarter Completed		Current Budget (Current Quarter)	Actual vs. Current Budget	Current Budget - TY	Actual vs. Current Budget TY	Original Budget (Current Quarter)	Actual vs. Original Budget	Original Budget -
	Actual							
NET INCOME	-	-	-	100,703	(100,703)	-	-	100,7

Total Revenue	(12,486,291)	-	-
Total Expenses	12,385,588	-	-
Net Income	(100,703)	-	-
Actual Student Enrollment		-	-

*NOTE: Enrollment, Revenue and Expenditure Data IN the 'Total and Variance Analysis' Section is Based on LAST ACTUAL Quarter Completed	Actual vs. Original Budget TY	PY Actual (PY TY / No. of COMPLETED Actual CY	Actual CY vs. Actual PY
---	--------------------------------------	--	--------------------------------

REVENUE

REVENUES FROM STATE SOURCES				
	Per Pupil Revenue	CY Per Pupil Rate		
NYC CHANCELLOR'S OFFICE		14,527	(9,704,036)	-
-		-	-	-
-		-	-	-
-		-	-	-
-		-	-	-
-		-	-	-
-		-	-	-
-		-	-	-
-		-	-	-
-		-	-	-
-		-	-	-
-		-	-	-
-		-	-	-
-		-	-	-
-		-	-	-
-		-	-	-
-		-	-	-
-		-	-	-
ALL OTHER School Districts: (Count = 0)		-	-	-
TOTAL Per Pupil Revenue (Weighted Average Per Pupil Funding)		14,527	(9,704,036)	-
Special Education Revenue			(729,055)	-
Grants				
Stimulus			-	-
DYCD (Department of Youth and Community Development)			-	-
Other			-	-
NYC DoE Rental Assistance			(1,215,000)	-
Other			-	-
TOTAL REVENUE FROM STATE SOURCES			(11,648,091)	-
REVENUE FROM FEDERAL FUNDING				
IDEA Special Needs			(86,900)	-
Title I			(276,043)	-
Title Funding - Other			(13,656)	-
School Food Service (Free Lunch)			(305,423)	-
Grants				
Charter School Program (CSP) Planning & Implementation			-	-
Other			-	-

--

Total Revenue	(12,486,291)	-	-
Total Expenses	12,385,588	-	-
Net Income	(100,703)	-	-
Actual Student Enrollment		-	
*NOTE: Enrollment, Revenue and Expenditure Data IN the 'Total and Variance Analysis' Section is Based on LAST ACTUAL Quarter Completed			
	Actual vs. Original Budget TY	PY Actual (PY TY / No. of COMPLETED Actual CY	Actual CY vs. Actual PY
Other	-	-	-
TOTAL REVENUE FROM FEDERAL SOURCES	(682,022)	-	-
LOCAL and OTHER REVENUE			
Contributions and Donations	-	-	-
Fundraising	-	-	-
Erate Reimbursement	(84,619)	-	-
Earnings on Investments	-	-	-
Interest Income	(500)	-	-
Food Service (Income from meals)	(17,967)	-	-
Text Book	(53,092)	-	-
OTHER	-	-	-
TOTAL REVENUE FROM LOCAL and OTHER SOURCES	(156,178)	-	-
TOTAL REVENUE	(12,486,291)	-	-

Total Revenue	(12,486,291)	-	-
Total Expenses	12,385,588	-	-
Net Income	(100,703)	-	-
Actual Student Enrollment		-	-

*NOTE: Enrollment, Revenue and Expenditure Data IN the 'Total and Variance Analysis' Section is Based on LAST ACTUAL Quarter Completed	Actual	PY Actual (PY TY	
	vs.	/ No. of	Actual CY
	Original	COMPLETED	vs.
	Budget TY	Actual CY	Actual PY

EXPENSES	Quarter 0			
	No. of Positions			
ADMINISTRATIVE STAFF PERSONNEL COSTS				
Executive Management	-	-	-	-
Instructional Management	-	300,000	-	-
Deans, Directors & Coordinators	-	695,404	-	-
CFO / Director of Finance	-	-	-	-
Operation / Business Manager	-	250,000	-	-
Administrative Staff	-	278,492	-	-
TOTAL ADMINISTRATIVE STAFF	-	1,523,896	-	-
INSTRUCTIONAL PERSONNEL COSTS				
Teachers - Regular	-	2,514,247	-	-
Teachers - SPED	-	588,959	-	-
Substitute Teachers	-	-	-	-
Teaching Assistants	-	-	-	-
Specialty Teachers	-	569,652	-	-
Aides	-	-	-	-
Therapists & Counselors	-	280,112	-	-
Other	-	120,584	-	-
TOTAL INSTRUCTIONAL	-	4,073,554	-	-
NON-INSTRUCTIONAL PERSONNEL COSTS				
Nurse	-	-	-	-
Librarian	-	-	-	-
Custodian	-	-	-	-
Security	-	-	-	-
Other	-	31,680	-	-
TOTAL NON-INSTRUCTIONAL	-	31,680	-	-
SUBTOTAL PERSONNEL SERVICE COSTS	-	5,629,130	-	-
PAYROLL TAXES AND BENEFITS				
Payroll Taxes		443,744	-	-
Fringe / Employee Benefits		619,916	-	-
Retirement / Pension		-	-	-
TOTAL PAYROLL TAXES AND BENEFITS		1,063,660	-	-
TOTAL PERSONNEL SERVICE COSTS	-	6,692,790	-	-

--

Total Revenue	(12,486,291)	-	-
Total Expenses	12,385,588	-	-
Net Income	(100,703)	-	-
Actual Student Enrollment		-	
*NOTE: Enrollment, Revenue and Expenditure Data IN the 'Total and Variance Analysis' Section is Based on LAST ACTUAL Quarter Completed			
	Actual vs. Original Budget TY	PY Actual (PY TY / No. of COMPLETED Actual CY	Actual CY vs. Actual PY
CONTRACTED SERVICES			
Accounting / Audit	14,439	-	-
Legal	10,000	-	-
Management Company Fee	1,642,899	-	-
Nurse Services	-	-	-
Food Service / School Lunch	359,320	-	-
Payroll Services	26,500	-	-
Special Ed Services	10,000	-	-
Titlement Services (i.e. Title I)	-	-	-
Other Purchased / Professional / Consulting	385,750	-	-
TOTAL CONTRACTED SERVICES	2,448,908	-	-

Total Revenue	(12,486,291)	-	-
Total Expenses	12,385,588	-	-
Net Income	(100,703)	-	-
Actual Student Enrollment		-	-
<p>*NOTE: Enrollment, Revenue and Expenditure Data IN the 'Total and Variance Analysis' Section is Based on LAST ACTUAL Quarter Completed</p>			
	Actual vs. Original Budget TY	PY Actual (PY TY / No. of COMPLETED Actual CY	Actual CY vs. Actual PY
SCHOOL OPERATIONS			
Board Expenses	-	-	-
Classroom / Teaching Supplies & Materials	65,500	-	-
Special Ed Supplies & Materials	10,000	-	-
Textbooks / Workbooks	43,088	-	-
Supplies & Materials other	21,000	-	-
Equipment / Furniture	82,000	-	-
Telephone	104,019	-	-
Technology	38,388	-	-
Student Testing & Assessment	3,311	-	-
Field Trips	12,000	-	-
Transportation (student)	1,000	-	-
Student Services - other	21,000	-	-
Office Expense	94,580	-	-
Staff Development	103,500	-	-
Staff Recruitment	28,500	-	-
Student Recruitment / Marketing	9,500	-	-
School Meals / Lunch	-	-	-
Travel (Staff)	2,500	-	-
Fundraising	-	-	-
Other	88,583	-	-
TOTAL SCHOOL OPERATIONS	728,469	-	-
FACILITY OPERATION & MAINTENANCE			
Insurance	54,000	-	-
Janitorial	27,500	-	-
Building and Land Rent / Lease / Facility Finance Interest	1,786,867	-	-
Repairs & Maintenance	120,000	-	-
Equipment / Furniture	317,054	-	-
Security	-	-	-
Utilities	150,000	-	-
TOTAL FACILITY OPERATION & MAINTENANCE	2,455,421	-	-
DEPRECIATION & AMORTIZATION	60,000	-	-
RESERVES / CONTINGENCY	-	-	-
TOTAL EXPENSES	12,385,588	-	-

--

Total Revenue	(12,486,291)	-	-
Total Expenses	12,385,588	-	-
Net Income	(100,703)	-	-
Actual Student Enrollment		-	
<p>*NOTE: Enrollment, Revenue and Expenditure Data IN the 'Total and Variance Analysis' Section is Based on LAST ACTUAL Quarter Completed</p>			
	Actual vs. Original Budget TY	PY Actual (PY TY / No. of COMPLETED Actual CY	Actual CY vs. Actual PY
NET INCOME	(100,703)	-	-

			-
Total Revenue	(12,486,291)	-	-
Total Expenses	12,385,588	-	=
Net Income	(100,703)	-	-
Actual Student Enrollment		-	-
*NOTE: Enrollment, Revenue and Expenditure Data IN the 'Total and Variance Analysis' Section is Based on LAST ACTUAL Quarter Completed	Actual vs. Original Budget TY	PY Actual (PY TY / No. of COMPLETED Actual CY	Actual CY vs. Actual PY
ENROLLMENT - *School Districts Are Linked To Above Entries*			
NYC CHANCELLOR'S OFFICE		-	-
-		-	-
-		-	-
-		-	-
-		-	-
-		-	-
-		-	-
-		-	-
-		-	-
-		-	-
-		-	-
-		-	-
-		-	-
-		-	-
-		-	-
-		-	-
-		-	-
-		-	-
-		-	-
ALL OTHER School Districts: (Count = 0)		-	-
TOTAL ENROLLMENT		-	-
REVENUE PER PUPIL		-	-
EXPENSES PER PUPIL		-	-



Annual Report Requirement
for SUNY Authorized Charter Schools
CANARSIE ASCEND CHARTER SCHOOL
2017-18

Administrative
expenditures per pupil:

\$0.00

Per NYS Statute

Administrative expenditures per pupil: the sum of all general administration salaries and other general administration expenditures divided by the total number of enrolled students. Employee benefit costs or expenditures should not be reported here.

***NOTE: THIS TAB ONLY NEEDS TO BE COMPLETED FOR Q4**

Disclosure of Financial Interest by a Current or Proposed Charter School Education Corporation Trustee

Trustee Name:

Amanda Craft

Name of Charter School Education Corporation (for an unmerged school, this is the Charter School Name):

Ascend Charter School

1. List all positions held on the education corporation board (e.g., president, treasurer, parent representative).

Secretary, Trustee

2. Is the trustee an employee of any school operated by the Education Corporation?
 Yes No

If **Yes**, for each school, please provide a description of the position(s) you hold, your responsibilities, your salary and your start date.

3. Is the trustee an employee or agent of the management company or institutional partner of the charter school(s) governed by the Education Corporation?

Yes No


If **Yes**, for each school, please provide a description of the position(s) you hold, your responsibilities, your salary and your start date.

4. Identify each interest/transaction (and provide the requested information) that you or any of your immediate family members or any persons who live with you in your house have held or engaged in with the charter school(s) governed by the Education Corporation during the time you have served on the board, and in the six-month period prior to such service. If there has been no such financial interest or transaction, write **None**. Please note that if you answered **Yes** to Questions 2-4 above, you need not disclose again your employment status, salary, etc.

Date(s)	Nature of Financial Interest/Transaction	Steps taken to avoid a conflict of interest, (e.g., did not vote, did not participate in discussion)	Name of person holding interest or engaging in transaction and relationship to yourself
N/A	N/A	N/A	N/A

5. Identify each individual, business, corporation, union association, firm, partnership, committee proprietorship, franchise holding company, joint stock company, business or real estate trust, non-profit organization, or other organization or group of people doing business with the school(s) governed by the Education Corporation **and** in which such entity, during the time of your tenure as a trustee, you and/or your immediate family member(s) or person(s) living in your house had a financial interest or other relationship. If you are a member, director, officer or employee of an organization formally partnered with the school(s) that is/are doing business with the school(s) through a management or services agreement, please identify only the name of the organization, your position in the organization, and the relationship between such organization and the school(s). If there was no financial interest, write **None**.

Organization conducting business with the school(s)	Nature of business conducted	Approximate value of the business conducted	Name of Trustee and/or immediate family member of household holding an interest in the organization conducting business with the school(s) and the nature of the interest	Steps Taken to Avoid Conflict of Interest
Teach For America	We have hired TFA corps members in the past (I believe)	I have no knowledge of this.	Amanda Craft – I was previously (until 2012) a staff member of TFA	I was not involved in TFA's district strategy team and also not involved in Ascends decision to use TFA.

Signature  Date 7/26/2017

Please note that this document is considered a public record and as such, may be made available to members of the public upon request under the Freedom of Information Law. Personal contact information provided below will be redacted.

Business Telephone: _____

Business Address: _____

E-mail Address: _____

Home Telephone: _____

Home Address: _____



Disclosure of Financial Interest by a Current or Proposed Charter School Education Corporation Trustee

Trustee Name:

 Katya Levitan-Reiner

Name of Charter School Education Corporation (for an unmerged school, this is the Charter School Name):

 Ascend Charter Schools

1. List all positions held on the education corporation board (e.g., president, treasurer, parent representative). **Treasurer**

2. Is the trustee an employee of any school operated by the Education Corporation?
 Yes **No**

If **Yes**, for each school, please provide a description of the position(s) you hold, your responsibilities, your salary and your start date.

3. Is the trustee an employee or agent of the management company or institutional partner of the charter school(s) governed by the Education Corporation?

Yes **No**

If **Yes**, for each school, please provide a description of the position(s) you hold, your responsibilities, your salary and your start date.

4. Identify each interest/transaction (and provide the requested information) that you or any of your immediate family members or any persons who live with you in your house have held or engaged in with the charter school(s) governed by the Education Corporation during the time you have served on the board, and in the six-month period prior to such service. If there has been no such financial interest or transaction, write **None**. Please note that if you answered **Yes** to Questions 2-4 above, you need not disclose again your employment status, salary, etc.

Date(s)	Nature of Financial Interest/Transaction	Steps taken to avoid a conflict of interest, (e.g., did not vote, did not participate in discussion)	Name of person holding interest or engaging in transaction and relationship to yourself
NONE <i>Please write "None" if applicable. Do not leave this space blank.</i>			

--	--	--	--

5. Identify each individual, business, corporation, union association, firm, partnership, committee proprietorship, franchise holding company, joint stock company, business or real estate trust, non-profit organization, or other organization or group of people doing business with the school(s) governed by the Education Corporation **and** in which such entity, during the time of your tenure as a trustee, you and/or your immediate family member(s) or person(s) living in your house had a financial interest or other relationship. If you are a member, director, officer or employee of an organization formally partnered with the school(s) that is/are doing business with the school(s) through a management or services agreement, please identify only the name of the organization, your position in the organization, and the relationship between such organization and the school(s). If there was no financial interest, write **None**.

Organization conducting business with the school(s)	Nature of business conducted	Approximate value of the business conducted	Name of Trustee and/or immediate family member of household holding an interest in the organization conducting business with the school(s) and the nature of the interest	Steps Taken to Avoid Conflict of Interest
<i>Please write "None" if applicable. Do not leave this space blank.</i>				
NONE				

Katya Levitan-Reiner
Signature

07/26/17
Date

Please note that this document is considered a public record and as such may be made available to members of the public upon request under the Freedom of Information Law. Personal contact information provided below will be redacted.

Business Telephone: _____

Business Address: _____

E-mail Address: [REDACTED]

Home Telephone:
[REDACTED] _____

Home Address: [REDACTED] _____

Disclosure of Financial Interest by a Current or Proposed Charter School Education Corporation Trustee

Trustee Name:

Stephanie Mauterstock

Name of Charter School Education Corporation (for an unmerged school, this is the Charter School Name):

Ascend Charter Schools Education Corporation

1. List all positions held on the education corporation board (e.g., president, treasurer, parent representative).

Board Chair

2. Is the trustee an employee of any school operated by the Education Corporation?
 Yes No

If Yes, for each school, please provide a description of the position(s) you hold, your responsibilities, your salary and your start date.

3. Is the trustee an employee or agent of the management company or institutional partner of the charter school(s) governed by the Education Corporation?

Yes No

If Yes, for each school, please provide a description of the position(s) you hold, your responsibilities, your salary and your start date.

4. Identify each interest/transaction (and provide the requested information) that you or any of your immediate family members or any persons who live with you in your house have held or engaged in with the charter school(s) governed by the Education Corporation during the time you have served on the board, and in the six-month period prior to such service. If there has been no such financial interest or transaction, write **None**. Please note that if you answered **Yes** to Questions 2-4 above, you need not disclose again your employment status, salary, etc.

Date(s)	Nature of Financial Interest/Transaction	Steps taken to avoid a conflict of interest, (e.g., did not vote, did not participate in discussion)	Name of person holding interest or engaging in transaction and relationship to yourself
None	<i>Please write "None" if applicable. Do not leave this space blank.</i>		

--	--	--	--

5. Identify each individual, business, corporation, union association, firm, partnership, committee proprietorship, franchise holding company, joint stock company, business or real estate trust, non-profit organization, or other organization or group of people doing business with the school(s) governed by the Education Corporation **and** in which such entity, during the time of your tenure as a trustee, you and/or your immediate family member(s) or person(s) living in your house had a financial interest or other relationship. If you are a member, director, officer or employee of an organization formally partnered with the school(s) that is/are doing business with the school(s) through a management or services agreement, please identify only the name of the organization, your position in the organization, and the relationship between such organization and the school(s). If there was no financial interest, write **None**.

Organization conducting business with the school(s)	Nature of business conducted	Approximate value of the business conducted	Name of Trustee and/or immediate family member of household holding an interest in the organization conducting business with the school(s) and the nature of the interest	Steps Taken to Avoid Conflict of Interest
<p>None <i>Please write "None" if applicable. Do not leave this space blank.</i></p>				

Signature 

Date 7/27/17

Please note that this document is considered a public record and as such, may be made available to members of the public upon request under the Freedom of Information Law. Personal contact information provided below will be redacted.

Business Telephone: _____

Business Address: _____

E-mail Address: _____

Home Telephone: _____

Home Address: _____

Disclosure of Financial Interest by a Current or Proposed Charter School Education Corporation Trustee

Trustee Name:

Christine Schlendorf

Name of Charter School Education Corporation (for an unmerged school, this is the Charter School Name):

Ascend Charter Schools

- List all positions held on the education corporation board (e.g., president, treasurer, parent representative). Board member
- Is the trustee an employee of any school operated by the Education Corporation?
 Yes No

If **Yes**, for each school, please provide a description of the position(s) you hold, your responsibilities, your salary and your start date.

- Is the trustee an employee or agent of the management company or institutional partner of the charter school(s) governed by the Education Corporation?
 Yes No

If **Yes**, for each school, please provide a description of the position(s) you hold, your responsibilities, your salary and your start date.


- Identify each interest/transaction (and provide the requested information) that you or any of your immediate family members or any persons who live with you in your house have held or engaged in with the charter school(s) governed by the Education Corporation during the time you have served on the board, and in the six-month period prior to such service. If there has been no such financial interest or transaction, write **None**. Please note that if you answered **Yes** to Questions 2-4 above, you need not disclose again your employment status, salary, etc.

Date(s)	Nature of Financial Interest/Transaction	Steps taken to avoid a conflict of interest, (e.g., did not vote, did not participate in discussion)	Name of person holding interest or engaging in transaction and relationship to yourself
None	None	None	None

--	--	--	--

5. Identify each individual, business, corporation, union association, firm, partnership, committee proprietorship, franchise holding company, joint stock company, business or real estate trust, non-profit organization, or other organization or group of people doing business with the school(s) governed by the Education Corporation **and** in which such entity, during the time of your tenure as a trustee, you and/or your immediate family member(s) or person(s) living in your house had a financial interest or other relationship. If you are a member, director, officer or employee of an organization formally partnered with the school(s) that is/are doing business with the school(s) through a management or services agreement, please identify only the name of the organization, your position in the organization, and the relationship between such organization and the school(s). If there was no financial interest, write **None**.

Organization conducting business with the school(s)	Nature of business conducted	Approximate value of the business conducted	Name of Trustee and/or immediate family member of household holding an interest in the organization conducting business with the school(s) and the nature of the interest	Steps Taken to Avoid Conflict of Interest
None	None	None	None	None

 _____ 7/24/2017 _____
 Signature Date

Please note that this document is considered a public record and as such, may be made available to members of the public upon request under the Freedom of Information Law. Personal contact information provided below will be redacted.

Business Telephone: _____

Business Address: _____

E-mail Address: _____

Home Telephone: _____

Home Address: _____

Disclosure of Financial Interest by a Current or Proposed Charter School Education Corporation Trustee

Trustee Name: **Oral Walcott**

Name of Charter School Education Corporation (for an unmerged school, this is the Charter School Name):

Ascend Charter Schools

1. List all positions held on the education corporation board (e.g., president, treasurer, parent representative).

Trustee, parent representative

2. Is the trustee an employee of any school operated by the Education Corporation?

Yes No

If **Yes**, for each school, please provide a description of the position(s) you hold, your responsibilities, your salary and your start date.

3. Is the trustee an employee or agent of the management company or institutional partner of the charter school(s) governed by the Education Corporation?

Yes No


If **Yes**, for each school, please provide a description of the position(s) you hold, your responsibilities, your salary and your start date.

4. Identify each interest/transaction (and provide the requested information) that you or any of your immediate family members or any persons who live with you in your house have held or engaged in with the charter school(s) governed by the Education Corporation during the time you have served on the board, and in the six-month period prior to such service. If there has been no such financial interest or transaction, write **None**. Please note that if you answered **Yes** to Questions 2-4 above, you need not disclose again your employment status, salary, etc.

Date(s)	Nature of Financial Interest/Transaction	Steps taken to avoid a conflict of interest, (e.g., did not vote, did not participate in discussion)	Name of person holding interest or engaging in transaction and relationship to yourself
NONE	NONE	NONE	NONE

5. Identify each individual, business, corporation, union association, firm, partnership, committee proprietorship, franchise holding company, joint stock company, business or real estate trust, non-profit organization, or other organization or group of people doing business with the school(s) governed by the Education Corporation **and** in which such entity, during the time of your tenure as a trustee, you and/or your immediate family member(s) or person(s) living in your house had a financial interest or other relationship. If you are a member, director, officer or employee of an organization formally partnered with the school(s) that is/are doing business with the school(s) through a management or services agreement, please identify only the name of the organization, your position in the organization, and the relationship between such organization and the school(s). If there was no financial interest, write **None**.

Organization conducting business with the school(s)	Nature of business conducted	Approximate value of the business conducted	Name of Trustee and/or immediate family member of household holding an interest in the organization conducting business with the school(s) and the nature of the interest	Steps Taken to Avoid Conflict of Interest
NONE	NONE	NONE	NONE	N/A



Signature

July 27, 2017

Date

Please note that this document is considered a public record and as such, may be made available to members of the public upon request under the Freedom of Information Law. Personal contact information provided below will be redacted.

Business Telephone: _____

Business Address: _____

E-mail Address: _____

Home Telephone: _____

Home Address: _____

Disclosure of Financial Interest by a Current or Proposed Charter School Education Corporation Trustee

Trustee Name:

Kwaku Andoh

Name of Charter School Education Corporation (for an unmerged school, this is the Charter School Name):

Ascend Charter Schools

1. List all positions held on the education corporation board (e.g., president, treasurer, parent representative).

2. Is the trustee an employee of any school operated by the Education Corporation?
 Yes **No**

If **Yes**, for each school, please provide a description of the position(s) you hold, your responsibilities, your salary and your start date.

3. Is the trustee an employee or agent of the management company or institutional partner of the charter school(s) governed by the Education Corporation?
 Yes **No**

If **Yes**, for each school, please provide a description of the position(s) you hold, your responsibilities, your salary and your start date.

4. Identify each interest/transaction (and provide the requested information) that you or any of your immediate family members or any persons who live with you in your house have held or engaged in with the charter school(s) governed by the Education Corporation during the time you have served on the board, and in the six-month period prior to such service. If there has been no such financial interest or transaction, write **None**. Please note that if you answered **Yes** to Questions 2-4 above, you need not disclose again your employment status, salary, etc.

Date(s)	Nature of Financial Interest/Transaction	Steps taken to avoid a conflict of interest, (e.g., did not vote, did not participate in discussion)	Name of person holding interest or engaging in transaction and relationship to yourself
NONE	NONE	NONE	NONE

5. Identify each individual, business, corporation, union association, firm, partnership, committee proprietorship, franchise holding company, joint stock company, business or real estate trust, non-profit organization, or other organization or group of people doing business with the school(s) governed by the Education Corporation **and** in which such entity, during the time of your tenure as a trustee, you and/or your immediate family member(s) or person(s) living in your house had a financial interest or other relationship. If you are a member, director, officer or employee of an organization formally partnered with the school(s) that is/are doing business with the school(s) through a management or services agreement, please identify only the name of the organization, your position in the organization, and the relationship between such organization and the school(s). If there was no financial interest, write **None**.

Organization conducting business with the school(s)	Nature of business conducted	Approximate value of the business conducted	Name of Trustee and/or immediate family member of household holding an interest in the organization conducting business with the school(s) and the nature of the interest	Steps Taken to Avoid Conflict of Interest
NONE	NONE	NONE	NONE	NONE


(Completed with permission on behalf of Kwaku Andoh, who is traveling out of the country, by Dylan Schaffer, Planning and External Affairs Manager at Ascend Learning.)


Signature 


Date 7/24/17


Please note that this document is considered a public record and as such, may be made available to members of the public upon request under the Freedom of Information Law. Personal contact information provided below will be redacted.

Business Telephone: 

Business Address: 

E-mail Address: 

Home Telephone: 

Home Address: 



Entry 9 BOT Table

Last updated: 07/31/2017

(tab across or use scroll bar at bottom of table)

1. Current Board Member Information

	Trustee Name	Email Addresses	Position on the Board	Committee Affiliations	Voting Member Per By Laws? (Y/N)	Area of Expertise, and/or Additional Role at School (parent, staff member, etc.)	Number of Terms Served and Length of Each (Include election date and term expiration)	Number of Board Mtgs Attended during 2016-17?
1	Stephanie Mauterstock	[REDACTED]	Chair/ Board President	Executive, Finance, Nominating	Yes	education	07/2016 08/2017	9
2	Kathleen Quirk	[REDACTED]	Vice Chair/ Vice President	Executive, Academic, Hiring	Yes	education	07/2016 08/2017	12
3	Amanda Craft	[REDACTED]	Secretary	Executive, Academic, Hiring	Yes	human resources	07/2016 08/2017	11
4	Katya Levitan Reiner	[REDACTED]	Treasurer	Executive, Finance, Nominating	Yes	education	07/2016 08/2017	9
		[REDACTED]	Trustee				07/201	

5	Kwaku Andoh	[REDACTED]	e/Member	Academic	Yes	finance, law	6 08/2017	8
6	Christine Schlenndorf	[REDACTED]	Trustee/Member	Finance	Yes	facilities, real estate	07/2016 08/2017	5 or less
7	Oral Walcott	[REDACTED]	Trustee/Member	Executive, Hiring, Nominating	Yes	parent, community relations	07/2016 08/2017	10
8								
9								
10								
11								
12								
13								
14								
15								
16								
17								
18								
19								
20								

2. Total Number of Members on June 30, 2016 7

3. Total Number of Members Joining the Board 2016-17 School Year 0

- | | |
|--|----|
| 4. Total Number of Members
Departing the Board during the
2016-17 School Year | 0 |
| 5. Number of Voting Members
2016-17, as set by the by-laws,
resolution or minutes | 7 |
| 6. Number of Board Meetings
Conducted in the 2016-17 School
Year | 13 |
| 7. Number of Board Meetings
Scheduled for the 2017-18
School Year | 12 |

Thank you.



Entry 11 Enrollment and Retention of Special Populations

Last updated: 07/31/2017

Instructions for Reporting Enrollment and Retention Strategies

Describe the efforts the charter school has made in 2016 2017 toward meeting targets to attract and retain enrollment of students with disabilities, English language learners, and students who are economically disadvantaged. In addition, describe the school’s plans for meeting or making progress toward meeting its enrollment and retention targets in 2017 2018.

Recruitment/Attraction Efforts Toward Meeting Targets

	Describe Efforts Toward Meeting Recruitment Targets 2016 17)	Describe Plans Toward Meeting Recruitment Targets 2017 18)
Economically	<p>Ascend Public Charter Schools is committed to serving all students, regardless of disabilities, English language learner (ELL) status, or economic disadvantage. Communication with potential applicants and with current families remains an important priority for recruitment and retention. Ascend Public Charter Schools maintains an engaging website where families can learn about Ascend Public Charter School’s mission and core values and gain more information about curriculum and school culture.</p> <p>Ascend Public Charter Schools will continue working to attract and recruit English language learners and other special populations, in numbers comparable to the host district in which the school resides, and the schools will ensure that such students are welcomed warmly and served effectively.</p> <p>To ensure that educationally disadvantaged children and their families, including students with special needs and English language learners, are aware of the opportunity to enroll in Ascend Public Charter Schools, Ascend Public Charter Schools will conduct a rigorous recruitment campaign</p>	<p>For the 1718 school year, we will continue to implement our current recruitment strategies and enhance them, to ensure that these populations make up a significant portion of our applications. Ascend Public Charter Schools is committed to serving all students, regardless of disabilities, English language learner (ELL) status, or economic disadvantage. Communication with potential applicants and with current families remains an important priority for recruitment and retention. Ascend Public Charter Schools maintains an engaging website where families can learn about Ascend Public Charter School’s mission and core values and gain more information about curriculum and school culture.</p> <p>Ascend Public Charter Schools will continue working to attract and recruit English language learners and other special populations, in numbers comparable to the host district in which the school resides, and the schools will ensure that such students are welcomed warmly and served effectively.</p> <p>To ensure that educationally disadvantaged children and their families, including students with special needs and English language learners, are aware of the opportunity to enroll in Ascend Public Charter Schools,</p>

Disadvantaged

throughout Brooklyn. Marketing materials translated into Spanish, French and Haitian Creole will emphasize that the schools are tuition free public schools of choice that welcome and serve all children. Ascend Public Charter Schools imposes no admissions preconditions or requirements. Families are encouraged but never required to attend meetings or information sessions, adhere to the school's mission or philosophy, or sign any agreements or contracts imposing responsibilities or commitments, such as reviewing homework or volunteering for the school.

Staff will visit neighborhood feeder schools (pre schools, including Head Start facilities and elementary schools) that serve high populations of students who are learning English as a second language and who have special education needs. The network recruitment team and staff will also recruit students by reaching out to doctors' offices, churches, grocery stores, restaurants, early intervention service providers and agencies, and diverse community organizations, including those that serve children with disabilities and English language learners.

Ascend Public Charter Schools will conduct a rigorous recruitment campaign throughout Brooklyn. Marketing materials translated into Spanish, French and Haitian Creole will emphasize that the schools are tuition free public schools of choice that welcome and serve all children. Ascend Public Charter Schools imposes no admissions preconditions or requirements. Families are encouraged but never required to attend meetings or information sessions, adhere to the school's mission or philosophy, or sign any agreements or contracts imposing responsibilities or commitments, such as reviewing homework or volunteering for the school.

Staff will visit neighborhood feeder schools (pre schools, including Head Start facilities and elementary schools) that serve high populations of students who are learning English as a second language and who have special education needs. The network recruitment team and staff will also recruit students by reaching out to doctors' offices, churches, grocery stores, restaurants, early intervention service providers and agencies, and diverse community organizations, including those that serve children with disabilities and English language learners.

Ascend Public Charter Schools is committed to serving all students, regardless of disabilities, English language learner (ELL) status, or economic disadvantage. Communication with potential applicants and with current families remains an important priority for recruitment and retention. Ascend Public Charter Schools maintains an engaging website where families can learn about Ascend Public Charter School's mission and core values and gain more information about curriculum and school culture.

Ascend Public Charter Schools will continue working to attract and recruit English language learners and other special populations, in numbers comparable to the host district in which the school resides, and

For the 1718 school year, we will continue to implement our current recruitment strategies and enhance them, to ensure that these populations make up a significant portion of our applications.

Ascend Public Charter Schools is committed to serving all students, regardless of disabilities, English language learner (ELL) status, or economic disadvantage. Communication with potential applicants and with current families remains an important priority for recruitment and retention. Ascend Public Charter Schools maintains an engaging website where families can learn about Ascend Public Charter School's mission and core values and gain more information about curriculum and school culture.

Ascend Public Charter Schools will continue working to attract and recruit English language learners and other special

English
Language
Learners

the schools will ensure that such students are welcomed warmly and served effectively.

To ensure that educationally disadvantaged children and their families, including students with special needs and English language learners, are aware of the opportunity to enroll in Ascend Public Charter Schools, Ascend Public Charter Schools will conduct a rigorous recruitment campaign throughout Brooklyn. Marketing materials translated into Spanish, French and Haitian Creole will emphasize that the schools are tuition free public schools of choice that welcome and serve all children. Ascend Public Charter Schools imposes no admissions preconditions or requirements. Families are encouraged but never required to attend meetings or information sessions, adhere to the school's mission or philosophy, or sign any agreements or contracts imposing responsibilities or commitments, such as reviewing homework or volunteering for the school.

Staff will visit neighborhood feeder schools (pre schools, including Head Start facilities and elementary schools) that serve high populations of students who are learning English as a second language and who have special education needs. The network recruitment team and staff will also recruit students by reaching out to doctors' offices, churches, grocery stores, restaurants, early intervention service providers and agencies, and diverse community organizations, including those that serve children with disabilities and English language learners.

Ascend Public Charter Schools is committed to serving all students, regardless of disabilities, English language learner (ELL) status, or economic disadvantage. Communication with potential applicants and with current families remains an important priority for recruitment and retention. Ascend Public Charter Schools maintains an

populations, in numbers comparable to the host district in which the school resides, and the schools will ensure that such students are welcomed warmly and served effectively.

To ensure that educationally disadvantaged children and their families, including students with special needs and English language learners, are aware of the opportunity to enroll in Ascend Public Charter Schools, Ascend Public Charter Schools will conduct a rigorous recruitment campaign throughout Brooklyn. Marketing materials translated into Spanish, French and Haitian Creole will emphasize that the schools are tuition free public schools of choice that welcome and serve all children. Ascend Public Charter Schools imposes no admissions preconditions or requirements. Families are encouraged but never required to attend meetings or information sessions, adhere to the school's mission or philosophy, or sign any agreements or contracts imposing responsibilities or commitments, such as reviewing homework or volunteering for the school.

Staff will visit neighborhood feeder schools (pre schools, including Head Start facilities and elementary schools) that serve high populations of students who are learning English as a second language and who have special education needs. The network recruitment team and staff will also recruit students by reaching out to doctors' offices, churches, grocery stores, restaurants, early intervention service providers and agencies, and diverse community organizations, including those that serve children with disabilities and English language learners.

For the 1718 school year, we will continue to implement our current recruitment strategies and enhance them, to ensure that these populations make up a significant portion of our applications. Ascend Public Charter Schools is committed to serving all students, regardless of disabilities, English language learner (ELL) status, or economic disadvantage. Communication with potential applicants and with current families remains an important

Students with Disabilities

engaging website where families can learn about Ascend Public Charter School's mission and core values and gain more information about curriculum and school culture.

Ascend Public Charter Schools will continue working to attract and recruit English language learners and other special populations, in numbers comparable to the host district in which the school resides, and the schools will ensure that such students are welcomed warmly and served effectively.

To ensure that educationally disadvantaged children and their families, including students with special needs and English language learners, are aware of the opportunity to enroll in Ascend Public Charter Schools, Ascend Public Charter Schools will conduct a rigorous recruitment campaign throughout Brooklyn. Marketing materials translated into Spanish, French and Haitian Creole will emphasize that the schools are tuition free public schools of choice that welcome and serve all children. Ascend Public Charter Schools imposes no admissions preconditions or requirements. Families are encouraged but never required to attend meetings or information sessions, adhere to the school's mission or philosophy, or sign any agreements or contracts imposing responsibilities or commitments, such as reviewing homework or volunteering for the school.

Staff will visit neighborhood feeder schools (pre schools, including Head Start facilities and elementary schools) that serve high populations of students who are learning English as a second language and who have special education needs. The network recruitment team and staff will also recruit students by reaching out to doctors' offices, churches, grocery stores, restaurants, early intervention service providers and agencies, and diverse community organizations, including those that serve children with disabilities and English language learners.

priority for recruitment and retention. Ascend Public Charter Schools maintains an engaging website where families can learn about Ascend Public Charter School's mission and core values and gain more information about curriculum and school culture.

Ascend Public Charter Schools will continue working to attract and recruit English language learners and other special populations, in numbers comparable to the host district in which the school resides, and the schools will ensure that such students are welcomed warmly and served effectively.

To ensure that educationally disadvantaged children and their families, including students with special needs and English language learners, are aware of the opportunity to enroll in Ascend Public Charter Schools, Ascend Public Charter Schools will conduct a rigorous recruitment campaign throughout Brooklyn. Marketing materials translated into Spanish, French and Haitian Creole will emphasize that the schools are tuition free public schools of choice that welcome and serve all children. Ascend Public Charter Schools imposes no admissions preconditions or requirements. Families are encouraged but never required to attend meetings or information sessions, adhere to the school's mission or philosophy, or sign any agreements or contracts imposing responsibilities or commitments, such as reviewing homework or volunteering for the school.

Staff will visit neighborhood feeder schools (pre schools, including Head Start facilities and elementary schools) that serve high populations of students who are learning English as a second language and who have special education needs. The network recruitment team and staff will also recruit students by reaching out to doctors' offices, churches, grocery stores, restaurants, early intervention service providers and agencies, and diverse community organizations, including those that serve children with disabilities and English language learners.

Retention Efforts Toward Meeting Targets

	Describe Efforts Toward Meeting Retention Targets 2016 17)	Describe Plans Toward Meeting Retention Targets 2017 18)
Economically Disadvantaged	<p>Ascend Public Charter Schools continues to provide a comprehensive model for educating students in need of special services, which is a major cause of Ascend Public Charter School’s consistently high retention rates for those populations. Ascend Public Charter School’s most important assets for retaining students from these populations are the continued use of robust programs for at risk populations, the capable staff that support these programs, and the school’s strong reputation among families and stakeholders.</p> <p>Further, the intervention and supports available as part of our educational model will result in strong student retention rates for these special populations.</p> <p>Ascend Public Charter Schools is committed to creating an inclusive and integrated space for all students, and we have developed systems and procedures that target and support students with academic, emotional, and behavioral challenges. Our goal is to ensure that students with challenges are educated alongside their typically developing peers. Through our intervention programming, students who might otherwise be identified as requiring an Individualized Education Plan (IEP) are able to have their needs met without one.</p>	<p>Ascend Public Charter Schools continues to provide a comprehensive model for educating students in need of special services, which is a major cause of Ascend Public Charter School’s consistently high retention rates for those populations. Ascend Public Charter School’s most important assets for retaining students from these populations are the continued use of robust programs for at risk populations, the capable staff that support these programs, and the school’s strong reputation among families and stakeholders.</p> <p>Further, the intervention and supports available as part of our educational model will result in strong student retention rates for these special populations.</p> <p>Ascend Public Charter Schools is committed to creating an inclusive and integrated space for all students, and we have developed systems and procedures that target and support students with academic, emotional, and behavioral challenges. Our goal is to ensure that students with challenges are educated alongside their typically developing peers. Through our intervention programming, students who might otherwise be identified as requiring an Individualized Education Plan (IEP) are able to have their needs met without one.</p>
English Language	<p>Ascend Public Charter Schools continues to provide a comprehensive model for educating students in need of special services, which is a major cause of Ascend Public Charter School’s consistently high retention rates for those populations. Ascend Public Charter School’s most important assets for retaining students from these populations are the continued use of robust programs for at risk populations, the capable staff that support these programs, and the school’s strong reputation among families and stakeholders.</p> <p>Further, the intervention and supports</p>	<p>Ascend Public Charter Schools continues to provide a comprehensive model for educating students in need of special services, which is a major cause of Ascend Public Charter School’s consistently high retention rates for those populations. Ascend Public Charter School’s most important assets for retaining students from these populations are the continued use of robust programs for at risk populations, the capable staff that support these programs, and the school’s strong reputation among families and stakeholders.</p> <p>Further, the intervention and supports</p>

<p>ge Learner s</p>	<p>available as part of our educational model will result in strong student retention rates for these special populations.</p> <p>Ascend Public Charter Schools is committed to creating an inclusive and integrated space for all students, and we have developed systems and procedures that target and support students with academic, emotional, and behavioral challenges. Our goal is to ensure that students with challenges are educated alongside their typically developing peers. Through our intervention programming, students who might otherwise be identified as requiring an Individualized Education Plan (IEP) are able to have their needs met without one.</p>	<p>available as part of our educational model will result in strong student retention rates for these special populations.</p> <p>Ascend Public Charter Schools is committed to creating an inclusive and integrated space for all students, and we have developed systems and procedures that target and support students with academic, emotional, and behavioral challenges. Our goal is to ensure that students with challenges are educated alongside their typically developing peers. Through our intervention programming, students who might otherwise be identified as requiring an Individualized Education Plan (IEP) are able to have their needs met without one.</p>
<p>Student s with Disabilit ies</p>	<p>Ascend Public Charter Schools continues to provide a comprehensive model for educating students in need of special services, which is a major cause of Ascend Public Charter School’s consistently high retention rates for those populations. Ascend Public Charter School’s most important assets for retaining students from these populations are the continued use of robust programs for at risk populations, the capable staff that support these programs, and the school’s strong reputation among families and stakeholders.</p> <p>Further, the intervention and supports available as part of our educational model will result in strong student retention rates for these special populations.</p> <p>Ascend Public Charter Schools is committed to creating an inclusive and integrated space for all students, and we have developed systems and procedures that target and support students with academic, emotional, and behavioral challenges. Our goal is to ensure that students with challenges are educated alongside their typically developing peers. Through our intervention programming, students who might otherwise be identified as requiring an Individualized Education Plan (IEP) are able to have their needs met without one.</p>	<p>Ascend Public Charter Schools continues to provide a comprehensive model for educating students in need of special services, which is a major cause of Ascend Public Charter School’s consistently high retention rates for those populations. Ascend Public Charter School’s most important assets for retaining students from these populations are the continued use of robust programs for at risk populations, the capable staff that support these programs, and the school’s strong reputation among families and stakeholders.</p> <p>Further, the intervention and supports available as part of our educational model will result in strong student retention rates for these special populations.</p> <p>Ascend Public Charter Schools is committed to creating an inclusive and integrated space for all students, and we have developed systems and procedures that target and support students with academic, emotional, and behavioral challenges. Our goal is to ensure that students with challenges are educated alongside their typically developing peers. Through our intervention programming, students who might otherwise be identified as requiring an Individualized Education Plan (IEP) are able to have their needs met without one.</p>



Entry 12 Classroom Teacher and Administrator Attrition

Last updated: 08/01/2017

Report changes in teacher and administrator staffing.

Instructions for completing the Classroom Teacher and Administrator Attrition Tables

Charter schools must complete the two tables named 2016-2017 Classroom Teacher and Administrator Attrition to report changes in teacher and administrator staffing in 2016-2017. Please provide the full time equivalent (FTE) of staff on June 30, 2016; the FTE for any departed staff from July 1, 2016 through June 30, 2017; the FTE for added staff from July 1, 2016 through June 30, 2017; and the FTE of staff added in newly created positions from July 1, 2016 through June 30, 2017 using the two tables provided.

Classroom Teacher Attrition Table

FTE Classroom Teachers on June 30, 2016	FTE Classroom Teachers Departed 7/1/16 6/30/17	FTE Classroom Teachers Filling Vacant Positions 7/1/16 6/30/17	FTE Classroom Teachers Added in New Positions 7/1/16 6/30/17	FTE of Classroom Teachers on June 30, 2017
31	18	9	13	44

Administrator Position Attrition Table

FTE Administrative Positions on June 30, 2016	FTE Administrators Departed 7/1/16 6/30/17	FTE Administrators Filling Vacant Positions 7/1/16 6/30/17	FTE Administrators Added in New Positions 7/1/16 6/30/17	FTE Administrative Positions on June 30, 2017
15	6	6	4	19

Thank you

Canarsie Ascend Lower School

School Year Calendar 2017-2018

September 5-6	Scholar Orientation; grades K-1 (1:00 pm dismissal)
September 7-8	All scholars in attendance (1:00 pm dismissal)
September 11	Full-length school day begins; busing begins
October 9	No school
October 27	No scholars; Professional Development #1
November 6	CALS, CAMS, CBACS: no scholars; Professional Development #2
November 10	No scholars; Professional Development #3
November 16-17	Progress Report Conferences (1:00 pm dismissal for scholars)
November 22-24	No school
December 22-January 1	No school
January 12	No scholars; Professional Development #4
January 15	No school
January 26	No scholars; Professional Development #5 (End of Term 1)
February 19-23	No school
April 11-13	Grades 3-8 English State Exam
April 19-20	Progress Report Conferences (1:00 pm dismissal for scholars)
May 1-3	Grades 3-8 Math State Exam
May 14-18	No school
May 28	No school
June 4	Grades 4, 8 Science State Exam
June 21	Last day for scholars (1:00 pm dismissal for scholars)
June 22	Last day for teachers

Canarsie Ascend Middle School

School Year Calendar 2017-2018

September 5-6	Scholar Orientation; some grades (1:00 pm dismissal)
September 7-8	All scholars in attendance (1:00 pm dismissal)
September 11	Full-length school day begins <INCLUDE BUSING INFO>
October 9	No school
October 27	No scholars; Professional Development #1
November 6	CALS, CAMS, CBACS: no scholars; Professional Development #2
November 10	No scholars; Professional Development #3
November 16-17	Progress Report Conferences (1:00 pm dismissal for scholars)
November 22-24	No school
December 22-January 1	No school
January 12	No scholars; Professional Development #4
January 15	No school
January 26	No scholars; Professional Development #5 (End of Term 1)
February 19-23	No school
April 11-13	Grades 3-8 English State Exam
April 19-20	Progress Report Conferences (1:00 pm dismissal for scholars)
May 1-3	Grades 3-8 Math State Exam
May 14-18	No school
May 28	No school
June 4	Grades 4, 8 Science State Exam
June 21	Last day for scholars (1:00 pm dismissal for scholars)
June 22	Last day for teachers