



Entry 1 School Information

Last updated: 07/27/2017

Please be advised that you will need to complete this cover page (including signatures) before all of the other tasks assigned to you by your authorizer are visible on your task page. While completing this task, please ensure that you select the correct authorizer (**as of June 30, 2017**) or you may not be assigned the correct tasks.

a. SCHOOL NAME AND BEDS# CENTRAL BROOKLYN ASCEND CS (SUNY Trustees)

(Select name from the drop down menu)

b. CHARTER AUTHORIZER SUNY Authorized Charter School

(For technical reasons, please re select authorizer name from the drop down menu).

c. DISTRICT / CSD OF LOCATION NYC CSD 22

d1. SCHOOL INFORMATION

	PRIMARY ADDRESS	PHONE NUMBER	FAX NUMBER	EMAIL ADDRESS
	465 East 29th Street, Brooklyn NY 11226	[REDACTED]		

d2. PHONE CONTACT NUMBER FOR AFTER HOURS EMERGENCIES

Contact Name	Andrew Epstein
Title	Chief Financial Officer
Emergency Phone Number (### ### ####)	[REDACTED]

e. SCHOOL WEB ADDRESS (URL) www.ascendlearning.org

f. DATE OF INITIAL CHARTER 01/2013

g. DATE FIRST OPENED FOR INSTRUCTION 09/2014

i. TOTAL ENROLLMENT ON JUNE 30, 2017 325

j. GRADES SERVED IN SCHOOL YEAR 2016-17

Check all that apply

Grades Served	K, 1, 2, 3
---------------	------------

k1. DOES THE SCHOOL CONTRACT WITH A CHARTER OR EDUCATIONAL MANAGEMENT ORGANIZATION? Yes

k2. NAME OF CMO/EMO AND ADDRESS

NAME OF CMO/EMO	Ascend Learning
PHYSICAL STREET ADDRESS	205 Rockaway Parkway
CITY	Brooklyn
STATE	NY
ZIP CODE	11212
EMAIL ADDRESS	[REDACTED]

l1. FACILITIES

Does the school maintain or operate multiple sites?

	No, just one site.
--	--------------------

I2. SCHOOL SITES

Please list the sites where the school will operate for the upcoming school year.

	Physical Address	Phone Number	District/CSD	Grades Served at Site	School at Full Capacity at Site	Facilities Agreement
Site 1 (same as primary site)	465 East 29th Street, Brooklyn NY 11226	[REDACTED]	CSD 22	k 4	No	Rent/Lease
Site 2						
Site 3						

I2a. Please provide the contact information for Site 1.

	Name	Work Phone	Alternate Phone	Email Address
School Leader	Michelle Flowers	[REDACTED]		[REDACTED]
Operational Leader	Dominique Artamin	[REDACTED]		[REDACTED]
Compliance Contact	Genevieve de Gaillande	[REDACTED]	[REDACTED]	[REDACTED]
Complaint Contact	Brandon Sorlie	[REDACTED]	[REDACTED]	[REDACTED]

m1. Is the school or are the school sites co-located? No

n1. Were there any revisions to the school's charter during the 2016-17 school year? (Please include approved or pending material and non-material charter revisions). No


o. Name and Position of Individual(s) Who Completed the 2016-17 Annual Report.

Susan Pollock, President


p. Our signatures below attest that all of the information contained herein is truthful and accurate and that this charter school is in compliance with all aspects of its charter, and with all pertinent Federal, State, and local laws, regulations, and rules. We understand that if any information in any part of this report is found to have been deliberately misrepresented, that will constitute grounds for the revocation of our charter. Check **YES if you agree and then use the mouse on your PC or the stylus on your mobile device to sign your name).**

Yes

Signature, Head of Charter School

A handwritten signature in black ink, appearing to read "M. Flanagan".

Signature, President of the Board of Trustees

A handwritten signature in black ink, appearing to read "Susan Pollock".

Date

2017/07/27

Thank you.



Entry 2 NYS School Report Card Link

Last updated: 07/27/2017

1. NEW YORK STATE REPORT CARD

<https://data.nysed.gov/reportcard.php?year=2016&instid=800000076143>

Provide a direct URL or web link to the most recent New York State School Report Card for the charter school (See <https://reportcards.nysed.gov/>).

(Charter schools completing year one will not yet have a School Report Card or link to one. Please type "URL is not available" in the space provided).



Entry 4 Expenditures per Child

Last updated: 08/01/2017

Financial Information

This information is required of ALL charter schools. Provide the following measures of fiscal performance of the charter school in Appendix B (Total Expenditures and Administrative Expenditures Per Child):

1. Total Expenditures Per Child

To calculate '**Total Expenditures per Child**' take total expenditures (from the unaudited 2016-17 Schedule of Functional Expenses) and divide by the year end FTE student enrollment. (Integers Only. No dollar signs or commas).

Note: The information on the Schedule of Functional Expenses on pages 41-43 of the Audit Guide can help schools locate the amounts to use in the two per pupil calculations: <http://www.p12.nysed.gov/psc/AuditGuide.html>

Line 1: Total Expenditures	6348982
Line 2: Year End FTE student enrollment	336
Line 3: Divide Line 1 by Line 2	18896

2. Administrative Expenditures per Child

To calculate **'Administrative Expenditures per Child'** To calculate "Administrative Expenditures per Child" first *add* together the following:

1. Take the relevant portion from the 'personnel services cost' row and the 'management and general' column (from the unaudited 2016 17 Schedule of Functional Expenses)
2. Any contracted administrative/management fee paid to other organizations or corporations
3. Take the total from above and divide it by the year end FTE enrollment. The relevant portion that must be included in this calculation is defined as follows:

Administrative Expenditures: Administration and management of the charter school includes the activities and personnel of the offices of the chief school officer, the finance or business offices, school operations personnel, data management and reporting, human resources, technology, etc. It also includes those administrative and management services provided by other organizations or corporations on behalf of the charter school for which the charter school pays a fee or other compensation. Do not include the FTE of personnel whose role is to directly support the instructional program.

Notes:

The information on the Schedule of Functional Expenses on pages 41-43 of the Audit Guide can help schools locate the amounts to use in the two per pupil calculations:

<http://www.p12.nysed.gov/psc/AuditGuide.html>.

Employee benefit costs or expenditures should not be reported in the above calculations.

Line 1: Relevant Personnel Services Cost (Row)	286803
Line 2: Management and General Cost (Column)	871484
Line 3: Sum of Line 1 and Line 2	1158287
Line 5: Divide Line 3 by the Year End FTE student enrollment	3447

Thank you.



**GENERAL INSTRUCTIONS FOR
ANNUAL BUDGET/QUARTERLY REPORT**

TEMPLATE TABS

1- GRAY tab contains the Instructions




Instructions	Provides description of tabs and input requirements.
Funding by District	Charter School Tuition Rates

2- BLUE tabs require input of information

1.) Name of School	>Select school name from list. >Enter contact information.
2.) Enrollment	Enter enrollment information for Annual Budget (& Revisions) and Quarterly Actuals. Includes: >Enrollment by Grade >Enrollment by District
3.) Staffing Plan	Enter staffing plan information for Annual Budget (& Revisions) and Quarterly Actuals. Includes: >Full Time Equivalent (FTE), by Position Category, By Quarter
4.) Yearly Budget	Enter Yearly Budget information. Includes: >"Pior Year" column may be completed based upon preliminary data, and adjusted with Annual Audited data when the Quarter 2 Actuals are being submitted. (Note: Quarterly Revenue allocation may be set) >Budgeted Enrollment data and Per Pupil Revenue for the current year are populated based upon input on tab "2.) Enrollment." >Budgeted FTE for current year is populated based upon input on tab "3.) Staffing Plan." >All other sources of revenue >All expenses >Budget Revisions, as necessary and <i>approved</i> by the school's Board of Directors, should be submitted when submitting Quarterly Actuals.
5.) Balance Sheet	Enter Balance Sheet information for EdCorps. Separate schools merged into a primary EdCorp should NOT use this tab. >"Pior Year" column may be completed based upon preliminary data, and adjusted with Annual Audited data when the Quarter 2 Actuals are being submitted.

6.) Quarterly Report	Enter Actual Quarterly Report information . Includes: >Actual Enrollment data and Per Pupil Revenue for the current year are populated based upon input on tab "2.) Enrollment." >Actual FTE for current year is populated based upon input on tab "3.) Staffing Plan." >All other sources of revenue >All expenses
7.) Annual Report Requirement	Complete when submitting Actual Quarter 4.

CELL COLORS & GUIDANCE COMMENTS

-  = Enter information into the light BLUE shaded cells.
-  = Cells labeled in ORANGE containe guidance regarding the input of information.
-  = Cells containing RED triangles in the upper right corner contain "guidance comments" on that particular line item. Please "mouse-over" the triangle to reveal each comment.

**Charter Funding Alphabetical By NYS School District
* (Sum of Charter School Basic Tuition and Supplemental Basic Tuition)**



ANNUAL BUDGET & QUARTERLY REPORT TEMPLATE

Central Brooklyn Ascend Charter School

SCHOOL

Name:	Central Brooklyn Ascend Charter School
--------------	--

CONTACT INFORMATION

Contact Name:	Andrew Epstein
Contact Title:	Chief Financial Officer, Ascend Learning, Inc.
Contact Email:	[REDACTED]
Contact Phone:	[REDACTED]

REPORT PERIOD

Current Academic Year:	2017-18
Prior Academic Year:	2016-17

PLAN - FULL TIME EQUIVALENT

STAFFING PLAN - FULL TIME EQUIVALENT ("FTE")

***NOTE:** Enter the number of FTE positions in the "blue" cells.

***NOTE:** If there are NO budget revisions at the time of quarterly submittal leave the 'REVISED' Column(s) COMPLETELY BLANK.

ADMINISTRATIVE PERSONNEL FTE	ADMINISTRATIVE PERSONNEL FTE	PRIOR YEAR
		2016-17
		ACTUAL
Executive Management	Executive Management	
Instructional Management	Instructional Management	1.0
Deans, Directors & Coordinators	Deans, Directors & Coordinators	4.0
CFO / Director of Finance	CFO / Director of Finance	
Operation / Business Manager	Operation / Business Manager	1.0
Administrative Staff	Administrative Staff	3.0
TOTAL ADMINISTRATIVE STAFF	TOTAL ADMINISTRATIVE STAFF	9.0

ANNUAL BUDGETED FTE							
Q1		Q2		Q3		Q4	
Original	Revised	Original	Revised	Original	Revised	Original	Revised
1.0		1.0		1.0		1.0	
5.0		5.0		5.0		5.0	
1.0		1.0		1.0		1.0	
4.0		4.0		4.0		4.0	
11.0	0.0	11.0	0.0	11.0	0.0	11.0	0.0

INSTRUCTIONAL PERSONNEL FTE	INSTRUCTIONAL PERSONNEL FTE	PRIOR YEAR
		2016-17
		ACTUAL
Teachers - Regular	Teachers - Regular	18.0
Teachers - SPED	Teachers - SPED	4.0
Substitute Teachers	Substitute Teachers	
Teaching Assistants	Teaching Assistants	
Specialty Teachers	Specialty Teachers	3.0
Aides	Aides	0.0
Therapists & Counselors	Therapists & Counselors	3.0
Other	Other	
TOTAL INSTRUCTIONAL	TOTAL INSTRUCTIONAL	28.0

ANNUAL BUDGETED FTE							
Q1		Q2		Q3		Q4	
Original	Revised	Original	Revised	Original	Revised	Original	Revised
25.0		25.0		25.0		25.0	
7.0		7.0		7.0		7.0	
1.0		1.0		1.0		1.0	
3.0		3.0		3.0		3.0	
5.0		5.0		5.0		5.0	
41.0	0.0	41.0	0.0	41.0	0.0	41.0	0.0

NON-INSTRUCTIONAL PERSONNEL FTE	NON-INSTRUCTIONAL PERSONNEL FTE	PRIOR YEAR
		2016-17
		ACTUAL
Nurse	Nurse	
Librarian	Librarian	
Custodian	Custodian	
Security	Security	
Other	Other	2.0
TOTAL NON-INSTRUCTIONAL	TOTAL NON-INSTRUCTIONAL	2.0

ANNUAL BUDGETED FTE							
Q1		Q2		Q3		Q4	
Original	Revised	Original	Revised	Original	Revised	Original	Revised
2.0		2.0		2.0		2.0	
2.0	0.0	2.0	0.0	2.0	0.0	2.0	0.0

TOTAL PERSONNEL SERVICE FTE	TOTAL PERSONNEL SERVICE FTE	39.0
------------------------------------	------------------------------------	-------------

54.0	0.0	54.0	0.0	54.0	0.0	54.0	0.0
------	-----	------	-----	------	-----	------	-----

**LOCAL BROOKLYN ASCEND CHARTER SCHOOL
2017-18**

PLAN - FULL TIME EQUIVALENT

***NOTE:** Enter the number of FTE positions in the "blue" cells. *Should be input.*

***NOTE:** State the assumptions that are being made for personnel FTE levels.

ADMINISTRATIVE PERSONNEL FTE	
	Q4
	Actual
Executive Management	
Instructional Management	
Deans, Directors & Coordinators	
CFO / Director of Finance	
Operation / Business Manager	
Administrative Staff	
TOTAL ADMINISTRATIVE STAFF	0.0

Description of Assumptions	

INSTRUCTIONAL PERSONNEL FTE	
	Q4
	Actual
Teachers - Regular	
Teachers - SPED	
Substitute Teachers	
Teaching Assistants	
Specialty Teachers	
Aides	
Therapists & Counselors	
Other	
TOTAL INSTRUCTIONAL	0.0

Description of Assumptions	

NON-INSTRUCTIONAL PERSONNEL FTE	
	Q4
	Actual
Nurse	
Librarian	
Custodian	
Security	
Other	
TOTAL NON-INSTRUCTIONAL	0.0

Description of Assumptions	

TOTAL PERSONNEL SERVICE FTE	0.0
------------------------------------	-----

--

CENTRAL BROOKLYN ASCEND CHARTER SCHOOL
Budget / Operating Plan
2017-18

Total Revenue	-	2,063,800	-	-	2,100,573	-	-	2,100,573
Total Expenses	-	1,925,830	-	-	1,977,830	-	-	1,977,830
Net Income	-	137,970	-	-	122,743	-	-	122,743
Actual Student Enrollment	336	426	-	-	426	-	-	426

	Prior Year Actual 2016-17 Revenue Per Pupil	1st Quarter - 7/1 - 9/30			2nd Quarter - 10/1 - 12/31			3rd Q
		Original Budget	Revised Budget	Variance	Original Budget	Revised Budget	Variance	Original Budget

REVENUE
REVENUES FROM STATE SOURCES

2017-18
Per Pupil Rate

**NOTE: If there are NO budget revisions at the time of quarterly submittal leave
If budget revisions ARE made, the entire "REVISED" budget columns for the affected*

PPR %/Qtr->	25.0%	25.0%		25.0%	25.0%		25.0%	
Allocate Per Pupil Revenue by Quarter								
NYC CHANCELLOR'S OFFICE	14,527	1,547,126	-	-	1,547,126	-	-	1,547,126
-	-	-	-	-	-	-	-	
-	-	-	-	-	-	-	-	
-	-	-	-	-	-	-	-	
-	-	-	-	-	-	-	-	
-	-	-	-	-	-	-	-	
-	-	-	-	-	-	-	-	
-	-	-	-	-	-	-	-	
-	-	-	-	-	-	-	-	
-	-	-	-	-	-	-	-	
-	-	-	-	-	-	-	-	
-	-	-	-	-	-	-	-	
-	-	-	-	-	-	-	-	
-	-	-	-	-	-	-	-	
-	-	-	-	-	-	-	-	
-	-	-	-	-	-	-	-	
-	-	-	-	-	-	-	-	
-	-	-	-	-	-	-	-	
ALL OTHER School Districts: (Weighted Avg)	-	-	-	-	-	-	-	
TOTAL Per Pupil Revenue (Weighted Average Per Pupil Funding)	14,527	1,547,126	-	-	1,547,126	-	-	1,547,126
Special Education Revenue		152,392			152,392			152,392
Grants								
Stimulus								
DYCD (Department of Youth and Community Development)								
Other								
NYC DoE Rental Assistance		180,400			180,400			180,400
Other								
TOTAL REVENUE FROM STATE SOURCES	-	1,879,918	-	-	1,879,918	-	-	1,879,918
REVENUE FROM FEDERAL FUNDING								
IDEA Special Needs		14,658			14,658			14,658
Title I		121,134			111,454			111,454
Title Funding - Other		4,345			3,998			3,998
School Food Service (Free Lunch)		22,100			66,300			66,300
Grants								

CENTRAL BROOKLYN ASCEND CHARTER SCHOOL
Budget / Operating Plan
2017-18

		2,063,800	-	-	2,100,573	-	-	2,100,573
		1,925,830	-	-	1,977,830	-	-	1,977,830
		137,970	-	-	122,743	-	-	122,743
	336	426	-	-	426	-	-	426
	Prior Year Actual	1st Quarter - 7/1 - 9/30			2nd Quarter - 10/1 - 12/31			3rd C
	2016-17 Revenue Per Pupil	Original Budget	Revised Budget	Variance	Original Budget	Revised Budget	Variance	Original Budget
Charter School Program (CSP) Planning & Implementation				-			-	
Other				-			-	
Other				=			=	
TOTAL REVENUE FROM FEDERAL SOURCES	-	162,237	-	-	196,410	-	-	196,410
LOCAL and OTHER REVENUE								
Contributions and Donations		-		-	-		-	-
Fundraising				-			-	
Erate Reimbursement		11,702		-	11,702		-	11,702
Earnings on Investments				-			-	
Interest Income		178		-	178		-	178
Food Service (Income from meals)		1,300		-	3,900		-	3,900
Text Book		8,465		-	8,465		-	8,465
OTHER				=			=	
TOTAL REVENUE FROM LOCAL and OTHER SOURCES	-	21,645	-	-	24,245	-	-	24,245
TOTAL REVENUE	-	2,063,800	-	-	2,100,573	-	-	2,100,573

CENTRAL BROOKLYN ASCEND CHARTER SCHOOL
Budget / Operating Plan
2017-18

Total Revenue	-	2,063,800	-	-	2,100,573	-	-	2,100,573
Total Expenses	-	1,925,830	-	-	1,977,830	-	-	1,977,830
Net Income	-	137,970	-	-	122,743	-	-	122,743
Actual Student Enrollment	336	426	-	-	426	-	-	426

	Prior Year Actual 2016-17 Revenue Per Pupil	1st Quarter - 7/1 - 9/30			2nd Quarter - 10/1 - 12/31			3rd C
		Original Budget	Revised Budget	Variance	Original Budget	Revised Budget	Variance	Original Budget

EXPENSES

ADMINISTRATIVE STAFF PERSONNEL COSTS

Avg. No.
of Positions

Executive Management	-		-	-		-	-	
Instructional Management	1.00	37,500	-	-	37,500	-	-	37,500
Deans, Directors & Coordinators	5.00	116,213	-	-	116,213	-	-	116,213
CFO / Director of Finance	-	-	-	-	-	-	-	-
Operation / Business Manager	1.00	31,250	-	-	31,250	-	-	31,250
Administrative Staff	4.00	46,485	-	-	46,485	-	-	46,485
TOTAL ADMINISTRATIVE STAFF	11.00	231,448	-	-	231,448	-	-	231,448

INSTRUCTIONAL PERSONNEL COSTS

Teachers - Regular	25.00	408,435	-	-	408,435	-	-	408,435
Teachers - SPED	7.00	120,325	-	-	120,325	-	-	120,325
Substitute Teachers	1.00	11,875	-	-	11,875	-	-	11,875
Teaching Assistants	-	-	-	-	-	-	-	-
Specialty Teachers	3.00	48,469	-	-	48,469	-	-	48,469
Aides	-	-	-	-	-	-	-	-
Therapists & Counselors	5.00	75,458	-	-	75,458	-	-	75,458
Other	-	25,352	-	-	25,352	-	-	25,352
TOTAL INSTRUCTIONAL	41.00	689,914	-	-	689,914	-	-	689,914

NON-INSTRUCTIONAL PERSONNEL COSTS

Nurse	-		-	-		-	-	
Librarian	-	-	-	-	-	-	-	-
Custodian	-	-	-	-	-	-	-	-
Security	-	-	-	-	-	-	-	-
Other	2.00	14,235	-	-	14,235	-	-	14,235
TOTAL NON-INSTRUCTIONAL	2.00	14,235	-	-	14,235	-	-	14,235

SUBTOTAL PERSONNEL SERVICE COSTS

	54.00	935,597	-	-	935,597	-	-	935,597
--	-------	---------	---	---	---------	---	---	---------

PAYROLL TAXES AND BENEFITS

Payroll Taxes		66,882	-	-	66,882	-	-	66,882
Fringe / Employee Benefits		77,438	-	-	77,438	-	-	77,438

CENTRAL BROOKLYN ASCEND CHARTER SCHOOL
Budget / Operating Plan
2017-18

Total Revenue	-	2,063,800	-	-	2,100,573	-	-	2,100,573
Total Expenses	-	1,925,830	-	-	1,977,830	-	-	1,977,830
Net Income	-	137,970	-	-	122,743	-	-	122,743
Actual Student Enrollment	336	426	-	-	426	-	-	426
	Prior Year Actual	1st Quarter - 7/1 - 9/30			2nd Quarter - 10/1 - 12/31			3rd C
	2016-17 Revenue Per Pupil	Original Budget	Revised Budget	Variance	Original Budget	Revised Budget	Variance	Original Budget
Retirement / Pension				-			-	
TOTAL PAYROLL TAXES AND BENEFITS	-	144,320	-	-	144,320	-	-	144,320
TOTAL PERSONNEL SERVICE COSTS	54.00	1,079,917	-	-	1,079,917	-	-	1,079,917
CONTRACTED SERVICES								
Accounting / Audit		2,302		-	2,302		-	2,302
Legal		1,250		-	1,250		-	1,250
Management Company Fee		276,827		-	276,827		-	276,827
Nurse Services				-			-	
Food Service / School Lunch		26,000		-	78,000		-	78,000
Payroll Services		2,500		-	2,500		-	2,500
Special Ed Services		4,250		-	4,250		-	4,250
Titlement Services (i.e. Title I)				-			-	
Other Purchased / Professional / Consulting		53,298		-	53,298		-	53,298
TOTAL CONTRACTED SERVICES	-	366,427	-	-	418,427	-	-	418,427

CENTRAL BROOKLYN ASCEND CHARTER SCHOOL
Budget / Operating Plan
2017-18

Total Revenue	-	2,063,800	-	-	2,100,573	-	-	2,100,573
Total Expenses	-	1,925,830	-	-	1,977,830	-	-	1,977,830
Net Income	-	137,970	-	-	122,743	-	-	122,743
Actual Student Enrollment	336	426	-	-	426	-	-	426

	Prior Year Actual 2016-17 Revenue Per Pupil	1st Quarter - 7/1 - 9/30			2nd Quarter - 10/1 - 12/31			3rd Q
		Original Budget	Revised Budget	Variance	Original Budget	Revised Budget	Variance	Original Budget

SCHOOL OPERATIONS

Board Expenses			-			-		
Classroom / Teaching Supplies & Materials	13,000		-	13,000		-	13,000	
Special Ed Supplies & Materials	1,500		-	1,500		-	1,500	
Textbooks / Workbooks	11,870		-	11,870		-	11,870	
Supplies & Materials other	-		-	-		-	-	
Equipment / Furniture	15,000		-	15,000		-	15,000	
Telephone	13,003		-	13,003		-	13,003	
Technology	6,308		-	6,308		-	6,308	
Student Testing & Assessment	1,723		-	1,723		-	1,723	
Field Trips	2,500		-	2,500		-	2,500	
Transportation (student)	550		-	550		-	550	
Student Services - other	6,000		-	6,000		-	6,000	
Office Expense	12,125		-	12,125		-	12,125	
Staff Development	18,750		-	18,750		-	18,750	
Staff Recruitment	3,000		-	3,000		-	3,000	
Student Recruitment / Marketing	1,500		-	1,500		-	1,500	
School Meals / Lunch			-			-		
Travel (Staff)	250		-	250		-	250	
Fundraising			-			-		
Other	7,825		-	7,825		-	7,825	
TOTAL SCHOOL OPERATIONS	-	114,904	-	-	114,904	-	-	114,904

FACILITY OPERATION & MAINTENANCE

Insurance	8,625		-	8,625		-	8,625	
Janitorial	4,375		-	4,375		-	4,375	
Building and Land Rent / Lease / Facility Finance Interest	266,582		-	266,582		-	266,582	
Repairs & Maintenance	12,500		-	12,500		-	12,500	
Equipment / Furniture	18,750		-	18,750		-	18,750	
Security			-			-		
Utilities	20,000		-	20,000		-	20,000	
TOTAL FACILITY OPERATION & MAINTENANCE	-	330,832	-	-	330,832	-	-	330,832

DEPRECIATION & AMORTIZATION

RESERVES / CONTINGENCY		33,750		-	33,750		-	33,750
-------------------------------	--	--------	--	---	--------	--	---	--------

CENTRAL BROOKLYN ASCEND CHARTER SCHOOL
Budget / Operating Plan
2017-18

Total Revenue	-	2,063,800	-	-	2,100,573	-	-	2,100,573
Total Expenses	-	1,925,830	-	-	1,977,830	-	-	1,977,830
Net Income	-	137,970	-	-	122,743	-	-	122,743
Actual Student Enrollment	336	426	-	-	426	-	-	426
	Prior Year Actual	1st Quarter - 7/1 - 9/30			2nd Quarter - 10/1 - 12/31			3rd C
	2016-17 Revenue Per Pupil	Original Budget	Revised Budget	Variance	Original Budget	Revised Budget	Variance	Original Budget
TOTAL EXPENSES	-	<u>1,925,830</u>	-	-	<u>1,977,830</u>	-	-	<u>1,977,830</u>
NET INCOME	-	<u>137,970</u>	-	-	<u>122,743</u>	-	-	<u>122,743</u>

CENTRAL BROOKLYN ASCEND CHARTER SCHOOL								
Budget / Operating Plan								
2017-18								
Total Revenue	-	2,063,800	-	-	2,100,573	-	-	2,100,573
Total Expenses	-	1,925,830	-	-	1,977,830	-	-	1,977,830
Net Income	-	137,970	-	-	122,743	-	-	122,743
Actual Student Enrollment	336	426	-	-	426	-	-	426
	Prior Year Actual	1st Quarter - 7/1 - 9/30			2nd Quarter - 10/1 - 12/31			3rd Q
	2016-17	Original	Revised		Original	Revised		Original
	Revenue Per Pupil	Budget	Budget	Variance	Budget	Budget	Variance	Budget
ENROLLMENT - *School Districts Are Linked To Above Entries*								
Number of Districts:	1	1	-	-	1	-	-	1
NYC CHANCELLOR'S OFFICE	336	426	-	-	426	-	-	426
-	-	-	-	-	-	-	-	-
-	-	-	-	-	-	-	-	-
-	-	-	-	-	-	-	-	-
-	-	-	-	-	-	-	-	-
-	-	-	-	-	-	-	-	-
-	-	-	-	-	-	-	-	-
-	-	-	-	-	-	-	-	-
-	-	-	-	-	-	-	-	-
-	-	-	-	-	-	-	-	-
-	-	-	-	-	-	-	-	-
-	-	-	-	-	-	-	-	-
-	-	-	-	-	-	-	-	-
-	-	-	-	-	-	-	-	-
-	-	-	-	-	-	-	-	-
ALL OTHER School Districts: (Weighted Avg)	-	-	-	-	-	-	-	-
TOTAL ENROLLMENT	336	426	-	-	426	-	-	426
REVENUE PER PUPIL	-	4,845	-	-	4,931	-	-	4,931
EXPENSES PER PUPIL	-	4,521	-	-	4,643	-	-	4,643

Total Revenue	-	-	2,100,573	-	-
Total Expenses	-	-	1,977,830	-	-
Net Income	-	-	122,743	-	-
Actual Student Enrollment	-	-	426	-	-
	Quarter - 1/1 - 3/31		4th Quarter - 4/1 - 6/30		
	Revised Budget	Variance	Original Budget	Revised Budget	Variance
Charter School Program (CSP) Planning & Implementation		-			-
Other		-			-
Other		=			=
TOTAL REVENUE FROM FEDERAL SOURCES	-	-	196,410	-	-
LOCAL and OTHER REVENUE					
Contributions and Donations		-	-		-
Fundraising		-			-
Erate Reimbursement		-	11,702		-
Earnings on Investments		-			-
Interest Income		-	178		-
Food Service (Income from meals)		-	3,900		-
Text Book		-	8,465		-
OTHER		=			=
TOTAL REVENUE FROM LOCAL and OTHER SOURCES	-	-	24,245	-	-
TOTAL REVENUE	-	-	2,100,573	-	-

Total Revenue		-	-	2,100,573	-
Total Expenses		-	-	1,977,830	-
Net Income		-	-	122,743	-
Actual Student Enrollment		-	-	426	-
		Quarter - 1/1 - 3/31		4th Quarter - 4/1 - 6/30	
		Revised		Original	Revised
		Budget	Variance	Budget	Budget
					Variance
EXPENSES					
ADMINISTRATIVE STAFF PERSONNEL COSTS		Avg. No. of Positions			
Executive Management	-		-		-
Instructional Management	1.00		-	37,500	-
Deans, Directors & Coordinators	5.00		-	116,213	-
CFO / Director of Finance	-		-		-
Operation / Business Manager	1.00		-	31,250	-
Administrative Staff	4.00		-	46,485	-
TOTAL ADMINISTRATIVE STAFF	11.00	-	-	231,448	-
INSTRUCTIONAL PERSONNEL COSTS					
Teachers - Regular	25.00		-	408,435	-
Teachers - SPED	7.00		-	120,325	-
Substitute Teachers	1.00		-	11,875	-
Teaching Assistants	-		-		-
Specialty Teachers	3.00		-	48,469	-
Aides	-		-	-	-
Therapists & Counselors	5.00		-	75,458	-
Other	-		-	25,352	-
TOTAL INSTRUCTIONAL	41.00	-	-	689,914	-
NON-INSTRUCTIONAL PERSONNEL COSTS					
Nurse	-		-		-
Librarian	-		-		-
Custodian	-		-		-
Security	-		-		-
Other	2.00		-	14,235	-
TOTAL NON-INSTRUCTIONAL	2.00	-	-	14,235	-
SUBTOTAL PERSONNEL SERVICE COSTS		-	-	935,597	-
PAYROLL TAXES AND BENEFITS					
Payroll Taxes			-	66,882	-
Fringe / Employee Benefits			-	77,438	-

Total Revenue		-	-	2,100,573	-	-
Total Expenses		-	-	1,977,830	-	-
Net Income		-	-	122,743	-	-
Actual Student Enrollment		-	-	426	-	-
		Quarter - 1/1 - 3/31			4th Quarter - 4/1 - 6/30	
		Revised Budget	Variance	Original Budget	Revised Budget	Variance
Retirement / Pension			-			-
TOTAL PAYROLL TAXES AND BENEFITS		-	-	144,320	-	-
TOTAL PERSONNEL SERVICE COSTS						
	54.00	-	-	1,079,917	-	-
CONTRACTED SERVICES						
Accounting / Audit			-	2,302		-
Legal			-	1,250		-
Management Company Fee			-	276,827		-
Nurse Services			-			-
Food Service / School Lunch			-	78,000		-
Payroll Services			-	2,500		-
Special Ed Services			-	4,250		-
Titlement Services (i.e. Title I)			-			-
Other Purchased / Professional / Consulting			-	<u>53,298</u>		-
TOTAL CONTRACTED SERVICES		-	-	418,427	-	-

Total Revenue	-	-	2,100,573	-	-
Total Expenses	-	-	1,977,830	-	-
Net Income	-	-	122,743	-	-
Actual Student Enrollment	-	-	426	-	-
	Quarter - 1/1 - 3/31		4th Quarter - 4/1 - 6/30		
	Revised		Original	Revised	
	Budget	Variance	Budget	Budget	Variance
SCHOOL OPERATIONS					
Board Expenses		-			-
Classroom / Teaching Supplies & Materials		-	13,000		-
Special Ed Supplies & Materials		-	1,500		-
Textbooks / Workbooks		-	11,870		-
Supplies & Materials other		-	-		-
Equipment / Furniture		-	15,000		-
Telephone		-	13,003		-
Technology		-	6,308		-
Student Testing & Assessment		-	1,723		-
Field Trips		-	2,500		-
Transportation (student)		-	550		-
Student Services - other		-	6,000		-
Office Expense		-	12,125		-
Staff Development		-	18,750		-
Staff Recruitment		-	3,000		-
Student Recruitment / Marketing		-	1,500		-
School Meals / Lunch		-			-
Travel (Staff)		-	250		-
Fundraising		-			-
Other		-	<u>7,825</u>		-
TOTAL SCHOOL OPERATIONS	-	-	114,904	-	-
FACILITY OPERATION & MAINTENANCE					
Insurance		-	8,625		-
Janitorial		-	4,375		-
Building and Land Rent / Lease / Facility Finance Interest		-	266,582		-
Repairs & Maintenance		-	12,500		-
Equipment / Furniture		-	18,750		-
Security		-			-
Utilities		-	<u>20,000</u>		-
TOTAL FACILITY OPERATION & MAINTENANCE	-	-	330,832	-	-
DEPRECIATION & AMORTIZATION		-	33,750		-
RESERVES / CONTINGENCY		-			-

Total Revenue	-	-	2,100,573	-	-
Total Expenses	-	-	1,977,830	-	-
Net Income	-	-	122,743	-	-
Actual Student Enrollment	-	-	426	-	-
	Quarter - 1/1 - 3/31		4th Quarter - 4/1 - 6/30		
	Revised		Original	Revised	
	Budget	Variance	Budget	Budget	Variance
TOTAL EXPENSES	-	-	<u>1,977,830</u>	-	-
NET INCOME	-	-	<u>122,743</u>	-	-

	Quarter - 1/1 - 3/31		4th Quarter - 4/1 - 6/30		
	Revised Budget	Variance	Original Budget	Revised Budget	Variance
Total Revenue	-	-	2,100,573	-	-
Total Expenses	-	-	1,977,830	-	-
Net Income	-	-	122,743	-	-
Actual Student Enrollment	-	-	426	-	-
ENROLLMENT - *School Districts Are Linked To Above Entries*					
Number of Districts:	-	-	1	-	-
NYC CHANCELLOR'S OFFICE	-	-	426	-	-
-	-	-	-	-	-
-	-	-	-	-	-
-	-	-	-	-	-
-	-	-	-	-	-
-	-	-	-	-	-
-	-	-	-	-	-
-	-	-	-	-	-
-	-	-	-	-	-
-	-	-	-	-	-
-	-	-	-	-	-
-	-	-	-	-	-
-	-	-	-	-	-
-	-	-	-	-	-
-	-	-	-	-	-
-	-	-	-	-	-
-	-	-	-	-	-
-	-	-	-	-	-
ALL OTHER School Districts: (Weighted Avg)	-	-	-	-	-
TOTAL ENROLLMENT	-	-	426	-	-
REVENUE PER PUPIL	-	-	4,931	-	-
EXPENSES PER PUPIL	-	-	4,643	-	-

CENTRAL BROOKLYN ASCEND CHARTER SCHOOL
Budget / Operating Plan
2017-18

Total Revenue	8,365,517	8,365,517	-	8,365,517	8,365,517
Total Expenses	7,859,320	7,859,320	-	(7,859,320)	(7,859,320)
Net Income	506,197	506,197	-	506,197	506,197
Actual Student Enrollment					
	Total Year			VARIANCE	
	Original Budget	Revised Budget	Variance	Original Budget vs. PY Budget	Revised Budget vs. PY Budget

DESCRIPTION OF ASSUMPTIONS

REVENUE

REVENUES FROM STATE SOURCES

Per Pupil Revenue

2017-18
Per Pupil Rate

NYC CHANCELLOR'S OFFICE	14,527	6,188,502	6,188,502	-	6,188,502	6,188,502
-	-	-	-	-	-	-
-	-	-	-	-	-	-
-	-	-	-	-	-	-
-	-	-	-	-	-	-
-	-	-	-	-	-	-
-	-	-	-	-	-	-
-	-	-	-	-	-	-
-	-	-	-	-	-	-
-	-	-	-	-	-	-
-	-	-	-	-	-	-
-	-	-	-	-	-	-
-	-	-	-	-	-	-
-	-	-	-	-	-	-
-	-	-	-	-	-	-
-	-	-	-	-	-	-
-	-	-	-	-	-	-
-	-	-	-	-	-	-
-	-	-	-	-	-	-
ALL OTHER School Districts: (Weighted Avg)	-	-	-	-	-	-
TOTAL Per Pupil Revenue (Weighted Average Per Pupil Funding)	14,527	6,188,502	6,188,502	-	6,188,502	6,188,502
Special Education Revenue		609,568	609,568	-	609,568	609,568
Grants						
Stimulus		-	-	-	-	-
DYCD (Department of Youth and Community Development)		-	-	-	-	-
Other		-	-	-	-	-
NYC DoE Rental Assistance		721,600	721,600	-	721,600	721,600
Other		-	-	-	-	-
TOTAL REVENUE FROM STATE SOURCES		7,519,670	7,519,670	-	7,519,670	7,519,670

REVENUE FROM FEDERAL FUNDING

IDEA Special Needs	58,632	58,632	-	58,632	58,632
Title I	455,496	455,496	-	455,496	455,496
Title Funding - Other	16,339	16,339	-	16,339	16,339
School Food Service (Free Lunch)	221,000	221,000	-	221,000	221,000
Grants					

CENTRAL BROOKLYN ASCEND CHARTER SCHOOL
Budget / Operating Plan

2017-18

Total Revenue	8,365,517	8,365,517	-	8,365,517	8,365,517
Total Expenses	7,859,320	7,859,320	-	(7,859,320)	(7,859,320)
Net Income	506,197	506,197	-	506,197	506,197
Actual Student Enrollment					
	Total Year			VARIANCE	
	Original Budget	Revised Budget	Variance	Original Budget vs. PY Budget	Revised Budget vs. PY Budget
Charter School Program (CSP) Planning & Implementation	-	-	-	-	-
Other	-	-	-	-	-
Other	-	-	-	-	-
TOTAL REVENUE FROM FEDERAL SOURCES	751,467	751,467	-	751,467	751,467
LOCAL and OTHER REVENUE					
Contributions and Donations	-	-	-	-	-
Fundraising	-	-	-	-	-
Erate Reimbursement	46,808	46,808	-	46,808	46,808
Earnings on Investments	-	-	-	-	-
Interest Income	712	712	-	712	712
Food Service (Income from meals)	13,000	13,000	-	13,000	13,000
Text Book	33,860	33,860	-	33,860	33,860
OTHER	-	-	-	-	-
TOTAL REVENUE FROM LOCAL and OTHER SOURCES	94,380	94,380	-	94,380	94,380
TOTAL REVENUE	8,365,517	8,365,517	-	8,365,517	8,365,517

DESCRIPTION OF ASSUMPTIONS

CENTRAL BROOKLYN ASCEND CHARTER SCHOOL
Budget / Operating Plan

2017-18

Total Revenue	8,365,517	8,365,517	-	8,365,517	8,365,517
Total Expenses	7,859,320	7,859,320	-	(7,859,320)	(7,859,320)
Net Income	506,197	506,197	-	506,197	506,197
Actual Student Enrollment					

	Total Year			VARIANCE	
	Original Budget	Revised Budget	Variance	Original Budget vs. PY Budget	Revised Budget vs. PY Budget

DESCRIPTION OF ASSUMPTIONS

EXPENSES

ADMINISTRATIVE STAFF PERSONNEL COSTS

Avg. No.
of Positions

Executive Management	-	-	-	-	-
Instructional Management	1.00	150,000	150,000	-	(150,000)
Deans, Directors & Coordinators	5.00	464,852	464,852	-	(464,852)
CFO / Director of Finance	-	-	-	-	-
Operation / Business Manager	1.00	125,000	125,000	-	(125,000)
Administrative Staff	4.00	185,940	185,940	-	(185,940)
TOTAL ADMINISTRATIVE STAFF	11.00	925,792	925,792	-	(925,792)

INSTRUCTIONAL PERSONNEL COSTS

Teachers - Regular	25.00	1,633,740	1,633,740	-	(1,633,740)
Teachers - SPED	7.00	481,300	481,300	-	(481,300)
Substitute Teachers	1.00	47,500	47,500	-	(47,500)
Teaching Assistants	-	-	-	-	-
Specialty Teachers	3.00	193,876	193,876	-	(193,876)
Aides	-	-	-	-	-
Therapists & Counselors	5.00	301,832	301,832	-	(301,832)
Other	-	101,408	101,408	-	(101,408)
TOTAL INSTRUCTIONAL	41.00	2,759,656	2,759,656	-	(2,759,656)

NON-INSTRUCTIONAL PERSONNEL COSTS

Nurse	-	-	-	-	-
Librarian	-	-	-	-	-
Custodian	-	-	-	-	-
Security	-	-	-	-	-
Other	2.00	56,940	56,940	-	(56,940)
TOTAL NON-INSTRUCTIONAL	2.00	56,940	56,940	-	(56,940)

SUBTOTAL PERSONNEL SERVICE COSTS

	54.00	3,742,388	3,742,388	-	(3,742,388)
--	-------	-----------	-----------	---	-------------

PAYROLL TAXES AND BENEFITS

Payroll Taxes		267,528	267,528	-	(267,528)
Fringe / Employee Benefits		309,752	309,752	-	(309,752)

CENTRAL BROOKLYN ASCEND CHARTER SCHOOL
Budget / Operating Plan
2017-18

	Total Year			VARIANCE	
	Original Budget	Revised Budget	Variance	Original Budget vs. PY Budget	Revised Budget vs. PY Budget
Total Revenue	8,365,517	8,365,517	-	8,365,517	8,365,517
Total Expenses	7,859,320	7,859,320	-	(7,859,320)	(7,859,320)
Net Income	506,197	506,197	-	506,197	506,197
Actual Student Enrollment					
Retirement / Pension	-	-	-	-	-
TOTAL PAYROLL TAXES AND BENEFITS	577,280	577,280	-	(577,280)	(577,280)
TOTAL PERSONNEL SERVICE COSTS	4,319,668	4,319,668	-	(4,319,668)	(4,319,668)
CONTRACTED SERVICES					
Accounting / Audit	9,208	9,208	-	(9,208)	(9,208)
Legal	5,000	5,000	-	(5,000)	(5,000)
Management Company Fee	1,107,308	1,107,308	-	(1,107,308)	(1,107,308)
Nurse Services	-	-	-	-	-
Food Service / School Lunch	260,000	260,000	-	(260,000)	(260,000)
Payroll Services	10,000	10,000	-	(10,000)	(10,000)
Special Ed Services	17,000	17,000	-	(17,000)	(17,000)
Titlement Services (i.e. Title I)	-	-	-	-	-
Other Purchased / Professional / Consulting	213,192	213,192	-	(213,192)	(213,192)
TOTAL CONTRACTED SERVICES	1,621,708	1,621,708	-	(1,621,708)	(1,621,708)

54.00

DESCRIPTION OF ASSUMPTIONS

CENTRAL BROOKLYN ASCEND CHARTER SCHOOL
Budget / Operating Plan

2017-18

Total Revenue	8,365,517	8,365,517	-	8,365,517	8,365,517
Total Expenses	7,859,320	7,859,320	-	(7,859,320)	(7,859,320)
Net Income	506,197	506,197	-	506,197	506,197
Actual Student Enrollment					

	Total Year			VARIANCE	
	Original Budget	Revised Budget	Variance	Original Budget vs. PY Budget	Revised Budget vs. PY Budget

DESCRIPTION OF ASSUMPTIONS

SCHOOL OPERATIONS

Board Expenses	-	-	-	-	-
Classroom / Teaching Supplies & Materials	52,000	52,000	-	(52,000)	(52,000)
Special Ed Supplies & Materials	6,000	6,000	-	(6,000)	(6,000)
Textbooks / Workbooks	47,480	47,480	-	(47,480)	(47,480)
Supplies & Materials other	-	-	-	-	-
Equipment / Furniture	60,000	60,000	-	(60,000)	(60,000)
Telephone	52,012	52,012	-	(52,012)	(52,012)
Technology	25,232	25,232	-	(25,232)	(25,232)
Student Testing & Assessment	6,892	6,892	-	(6,892)	(6,892)
Field Trips	10,000	10,000	-	(10,000)	(10,000)
Transportation (student)	2,200	2,200	-	(2,200)	(2,200)
Student Services - other	24,000	24,000	-	(24,000)	(24,000)
Office Expense	48,500	48,500	-	(48,500)	(48,500)
Staff Development	75,000	75,000	-	(75,000)	(75,000)
Staff Recruitment	12,000	12,000	-	(12,000)	(12,000)
Student Recruitment / Marketing	6,000	6,000	-	(6,000)	(6,000)
School Meals / Lunch	-	-	-	-	-
Travel (Staff)	1,000	1,000	-	(1,000)	(1,000)
Fundraising	-	-	-	-	-
Other	31,300	31,300	-	(31,300)	(31,300)
TOTAL SCHOOL OPERATIONS	459,616	459,616	-	(459,616)	(459,616)

FACILITY OPERATION & MAINTENANCE

Insurance	34,500	34,500	-	(34,500)	(34,500)
Janitorial	17,500	17,500	-	(17,500)	(17,500)
Building and Land Rent / Lease / Facility Finance Interest	1,066,328	1,066,328	-	(1,066,328)	(1,066,328)
Repairs & Maintenance	50,000	50,000	-	(50,000)	(50,000)
Equipment / Furniture	75,000	75,000	-	(75,000)	(75,000)
Security	-	-	-	-	-
Utilities	80,000	80,000	-	(80,000)	(80,000)
TOTAL FACILITY OPERATION & MAINTENANCE	1,323,328	1,323,328	-	(1,323,328)	(1,323,328)

DEPRECIATION & AMORTIZATION

	135,000	135,000	-	(135,000)	(135,000)
--	---------	---------	---	-----------	-----------

RESERVES / CONTINGENCY

	-	-	-	-	-
--	---	---	---	---	---

**CENTRAL BROOKLYN ASCEND CHARTER SCHOOL
Budget / Operating Plan**

2017-18

Total Revenue	8,365,517	8,365,517	-	8,365,517	8,365,517
Total Expenses	7,859,320	7,859,320	-	(7,859,320)	(7,859,320)
Net Income	506,197	506,197	-	506,197	506,197
Actual Student Enrollment					
	Total Year			VARIANCE	
	Original Budget	Revised Budget	Variance	Original Budget vs. PY Budget	Revised Budget vs. PY Budget
TOTAL EXPENSES	<u>7,859,320</u>	<u>7,859,320</u>	-	<u>(7,859,320)</u>	<u>(7,859,320)</u>
NET INCOME	<u>506,197</u>	<u>506,197</u>	-	<u>506,197</u>	<u>506,197</u>

DESCRIPTION OF ASSUMPTIONS

CENTRAL BROOKLYN ASCEND CHARTER SCHOOL
Budget / Operating Plan

2017-18

Total Revenue	8,365,517	8,365,517	-	8,365,517	8,365,517
Total Expenses	7,859,320	7,859,320	-	(7,859,320)	(7,859,320)
Net Income	506,197	506,197	-	506,197	506,197
Actual Student Enrollment					

Total Year

VARIANCE

	Original Budget	Revised Budget	Variance	Original Budget vs. PY Budget	Revised Budget vs. PY Budget
--	--------------------	-------------------	----------	-------------------------------------	------------------------------------

DESCRIPTION OF ASSUMPTIONS

ENROLLMENT - *School Districts Are Linked To Above Entries*

Number of Districts:

NYC CHANCELLOR'S OFFICE

-
-
-
-
-
-
-
-
-
-
-
-
-
-
-
-
-
-
-
-

ALL OTHER School Districts: (Weighted Avg)

TOTAL ENROLLMENT

REVENUE PER PUPIL

EXPENSES PER PUPIL

CENTRAL BROOKLYN ASCEND CHARTER SCHOOL

**DO NOT ENTER BALANCE SHEET DATA ON THIS
TEMPLATE**

Balance sheet data should for the Ed Corp:
Ascend Charter Schools
should be entered on the template for
Canarsie Ascend Charter School.

**BALANCE SHEET
2017-18**

	<u>Prior Year</u>	Q1	Q2	Q3	Q4
	<u>2016-17</u>	<u>As of 9/30</u>	<u>As of 12/31</u>	<u>As of 3/31</u>	<u>As of 6/30</u>
<u>ASSETS</u>					
<u>CURRENT ASSETS</u>					
Cash and cash equivalents	-	-	-	-	-
Grants and contracts receivable	-	-	-	-	-
Accounts receivables	-	-	-	-	-
Prepaid Expenses	-	-	-	-	-
Contributions and other receivables	-	-	-	-	-
TOTAL CURRENT ASSETS	-	-	-	-	-
<u>PROPERTY, BUILDING AND EQUIPMENT, net</u>	-	-	-	-	-
<u>OTHER ASSETS</u>	-	-	-	-	-
TOTAL ASSETS	-	-	-	-	-
<u>LIABILITIES AND NET ASSETS</u>					
<u>CURRENT LIABILITIES</u>					
Accounts payable and accrued expenses	-	-	-	-	-
Accrued payroll and benefits	-	-	-	-	-
Deferred Revenue	-	-	-	-	-
Current maturities of long-term debt	-	-	-	-	-
Short Term Debt - Bonds, Notes Payable	-	-	-	-	-
Other	-	-	-	-	-
TOTAL CURRENT LIABILITIES	-	-	-	-	-
<u>LONG-TERM DEBT and NOTES PAYABLE, net current maturities</u>	-	-	-	-	-
TOTAL LIABILITIES	-	-	-	-	-
<u>NET ASSETS</u>					
Unrestricted	-	-	-	-	-
Temporarily restricted	-	-	-	-	-
TOTAL NET ASSETS	-	-	-	-	-
TOTAL LIABILITIES AND NET ASSETS	-	-	-	-	-

CENTRAL BROOKLYN ASCEND CHA
Budget / Operating Plan

2017-18

Total Revenue	- 2,063,800	-	- 2,100,573	-	-
Total Expenses	- 1,925,830	-	- 1,977,830	-	-
Net Income	- 137,970	-	- 122,743	-	-
Actual Student Enrollment	- 426	-	- 426	-	-

*NOTE: Enrollment, Revenue and Expenditure Data IN the 'Total and Variance Analysis' Section is Based on LAST ACTUAL Quarter Completed	1st Quarter - 7/1 - 9/30			2nd Quarter - 10/1 - 12/31			3rd Quarter
	Actual	Current Budget	Variance	Actual	Current Budget	Variance	Actual

REVENUE							
REVENUES FROM STATE SOURCES							
Per Pupil Revenue	CY Per Pupil Rate						
NYC CHANCELLOR'S OFFICE	14,527		1,547,126	-		1,547,126	-
-	-		-	-		-	-
-	-		-	-		-	-
-	-		-	-		-	-
-	-		-	-		-	-
-	-		-	-		-	-
-	-		-	-		-	-
-	-		-	-		-	-
-	-		-	-		-	-
-	-		-	-		-	-
-	-		-	-		-	-
-	-		-	-		-	-
-	-		-	-		-	-
-	-		-	-		-	-
-	-		-	-		-	-
-	-		-	-		-	-
-	-		-	-		-	-
-	-		-	-		-	-
-	-		-	-		-	-
-	-		-	-		-	-
-	-		-	-		-	-
ALL OTHER School Districts: (Count = 0)							
TOTAL Per Pupil Revenue (Weighted Average Per Pupil Funding)	14,527		1,547,126	-		1,547,126	-
Special Education Revenue			152,392	-		152,392	-
Grants							
Stimulus			-	-		-	-
DYCD (Department of Youth and Community Development)			-	-		-	-
Other			-	-		-	-
NYC DoE Rental Assistance			180,400	-		180,400	-
Other			-	-		-	-
TOTAL REVENUE FROM STATE SOURCES			1,879,918	-		1,879,918	-

REVENUE FROM FEDERAL FUNDING							
IDEA Special Needs			14,658	-		14,658	-
Title I			121,134	-		111,454	-
Title Funding - Other			4,345	-		3,998	-
School Food Service (Free Lunch)			22,100	-		66,300	-
Grants							
Charter School Program (CSP) Planning & Implementation			-	-		-	-
Other			-	-		-	-

CENTRAL BROOKLYN ASCEND CHA
Budget / Operating Plan

2017-18

Total Revenue	-	2,063,800	-	-	2,100,573	-	-
Total Expenses	-	1,925,830	-	-	1,977,830	-	-
Net Income	-	137,970	-	-	122,743	-	-
Actual Student Enrollment	-	426	-	-	426	-	-
				1st Quarter - 7/1 - 9/30	2nd Quarter - 10/1 - 12/31		3rd Quarter - 1/1 - 3/31
*NOTE: Enrollment, Revenue and Expenditure Data IN the 'Total and Variance Analysis' Section is Based on LAST ACTUAL Quarter Completed				Actual	Current Budget	Variance	Actual
Other		-	-		-	-	
TOTAL REVENUE FROM FEDERAL SOURCES	-	162,237	-	-	196,410	-	-
LOCAL and OTHER REVENUE							
Contributions and Donations		-	-		-	-	
Fundraising		-	-		-	-	
Erate Reimbursement		11,702	-		11,702	-	
Earnings on Investments		-	-		-	-	
Interest Income		178	-		178	-	
Food Service (Income from meals)		1,300	-		3,900	-	
Text Book		8,465	-		8,465	-	
OTHER		-	-		-	-	
TOTAL REVENUE FROM LOCAL and OTHER SOURCES	-	21,645	-	-	24,245	-	-
TOTAL REVENUE	-	2,063,800	-	-	2,100,573	-	-

CENTRAL BROOKLYN ASCEND CHA
Budget / Operating Plan

2017-18

Total Revenue	-	2,063,800	-	-	2,100,573	-	-
Total Expenses	-	1,925,830	-	-	1,977,830	-	-
Net Income	-	137,970	-	-	122,743	-	-
Actual Student Enrollment	-	426	-	-	426	-	-

*NOTE: Enrollment, Revenue and Expenditure Data IN the 'Total and Variance Analysis' Section is Based on LAST ACTUAL Quarter Completed	1st Quarter - 7/1 - 9/30			2nd Quarter - 10/1 - 12/31			3rd Quarter
	Actual	Current Budget	Variance	Actual	Current Budget	Variance	Actual

EXPENSES		Quarter 0					
	No. of Positions						
ADMINISTRATIVE STAFF PERSONNEL COSTS							
Executive Management	-	-	-	-	-	-	-
Instructional Management	-	37,500	-	37,500	-	-	-
Deans, Directors & Coordinators	-	116,213	-	116,213	-	-	-
CFO / Director of Finance	-	-	-	-	-	-	-
Operation / Business Manager	-	31,250	-	31,250	-	-	-
Administrative Staff	-	46,485	-	46,485	-	-	-
TOTAL ADMINISTRATIVE STAFF	-	231,448	-	231,448	-	-	-
INSTRUCTIONAL PERSONNEL COSTS							
Teachers - Regular	-	408,435	-	408,435	-	-	-
Teachers - SPED	-	120,325	-	120,325	-	-	-
Substitute Teachers	-	11,875	-	11,875	-	-	-
Teaching Assistants	-	-	-	-	-	-	-
Specialty Teachers	-	48,469	-	48,469	-	-	-
Aides	-	-	-	-	-	-	-
Therapists & Counselors	-	75,458	-	75,458	-	-	-
Other	-	25,352	-	25,352	-	-	-
TOTAL INSTRUCTIONAL	-	689,914	-	689,914	-	-	-
NON-INSTRUCTIONAL PERSONNEL COSTS							
Nurse	-	-	-	-	-	-	-
Librarian	-	-	-	-	-	-	-
Custodian	-	-	-	-	-	-	-
Security	-	-	-	-	-	-	-
Other	-	14,235	-	14,235	-	-	-
TOTAL NON-INSTRUCTIONAL	-	14,235	-	14,235	-	-	-
SUBTOTAL PERSONNEL SERVICE COSTS	-	935,597	-	935,597	-	-	-
PAYROLL TAXES AND BENEFITS							
Payroll Taxes		66,882	-	66,882	-	-	-
Fringe / Employee Benefits		77,438	-	77,438	-	-	-
Retirement / Pension		-	-	-	-	-	-
TOTAL PAYROLL TAXES AND BENEFITS		144,320	-	144,320	-	-	-
TOTAL PERSONNEL SERVICE COSTS		1,079,917	-	1,079,917	-	-	-

CENTRAL BROOKLYN ASCEND CHA
Budget / Operating Plan

2017-18

Total Revenue	-	2,063,800	-	-	2,100,573	-	-
Total Expenses	-	1,925,830	-	-	1,977,830	-	-
Net Income	-	137,970	-	-	122,743	-	-
Actual Student Enrollment	-	426	-	-	426	-	-

*NOTE: Enrollment, Revenue and Expenditure Data IN the 'Total and Variance Analysis' Section is Based on LAST ACTUAL Quarter Completed	1st Quarter - 7/1 - 9/30			2nd Quarter - 10/1 - 12/31			3rd Quarter
	Actual	Current Budget	Variance	Actual	Current Budget	Variance	Actual

	Actual	Current Budget	Variance	Actual	Current Budget	Variance	Actual
CONTRACTED SERVICES							
Accounting / Audit		2,302	-		2,302	-	
Legal		1,250	-		1,250	-	
Management Company Fee		276,827	-		276,827	-	
Nurse Services		-	-		-	-	
Food Service / School Lunch		26,000	-		78,000	-	
Payroll Services		2,500	-		2,500	-	
Special Ed Services		4,250	-		4,250	-	
Titlement Services (i.e. Title I)		-	-		-	-	
Other Purchased / Professional / Consulting		53,298	-		53,298	-	
TOTAL CONTRACTED SERVICES	-	366,427	-	-	418,427	-	-

Total Revenue	-	2,063,800	-	-	2,100,573	-	-
Total Expenses	-	1,925,830	-	-	1,977,830	-	-
Net Income	-	137,970	-	-	122,743	-	-
Actual Student Enrollment	-	426	-	-	426	-	-

*NOTE: Enrollment, Revenue and Expenditure Data IN the 'Total and Variance Analysis' Section is Based on LAST ACTUAL Quarter Completed	1st Quarter - 7/1 - 9/30			2nd Quarter - 10/1 - 12/31			3rd Quarter
	Actual	Current Budget	Variance	Actual	Current Budget	Variance	Actual

SCHOOL OPERATIONS

Board Expenses	-	-	-	-	-	-	-
Classroom / Teaching Supplies & Materials	13,000	-	-	13,000	-	-	-
Special Ed Supplies & Materials	1,500	-	-	1,500	-	-	-
Textbooks / Workbooks	11,870	-	-	11,870	-	-	-
Supplies & Materials other	-	-	-	-	-	-	-
Equipment / Furniture	15,000	-	-	15,000	-	-	-
Telephone	13,003	-	-	13,003	-	-	-
Technology	6,308	-	-	6,308	-	-	-
Student Testing & Assessment	1,723	-	-	1,723	-	-	-
Field Trips	2,500	-	-	2,500	-	-	-
Transportation (student)	550	-	-	550	-	-	-
Student Services - other	6,000	-	-	6,000	-	-	-
Office Expense	12,125	-	-	12,125	-	-	-
Staff Development	18,750	-	-	18,750	-	-	-
Staff Recruitment	3,000	-	-	3,000	-	-	-
Student Recruitment / Marketing	1,500	-	-	1,500	-	-	-
School Meals / Lunch	-	-	-	-	-	-	-
Travel (Staff)	250	-	-	250	-	-	-
Fundraising	-	-	-	-	-	-	-
Other	7,825	-	-	7,825	-	-	-
TOTAL SCHOOL OPERATIONS	-	114,904	-	-	114,904	-	-

FACILITY OPERATION & MAINTENANCE

Insurance	8,625	-	-	8,625	-	-	-
Janitorial	4,375	-	-	4,375	-	-	-
Building and Land Rent / Lease / Facility Finance Interest	266,582	-	-	266,582	-	-	-
Repairs & Maintenance	12,500	-	-	12,500	-	-	-
Equipment / Furniture	18,750	-	-	18,750	-	-	-
Security	-	-	-	-	-	-	-
Utilities	20,000	-	-	20,000	-	-	-
TOTAL FACILITY OPERATION & MAINTENANCE	-	330,832	-	-	330,832	-	-

DEPRECIATION & AMORTIZATION RESERVES / CONTINGENCY

	33,750	-	-	33,750	-	-	-
	-	-	-	-	-	-	-

TOTAL EXPENSES	-	1,925,830	-	-	1,977,830	-	-
-----------------------	---	-----------	---	---	-----------	---	---

CENTRAL BROOKLYN ASCEND CHA
Budget / Operating Plan

2017-18

Total Revenue	-	2,063,800	-	-	2,100,573	-	-
Total Expenses	-	1,925,830	-	-	1,977,830	-	-
Net Income	-	137,970	-	-	122,743	-	-
Actual Student Enrollment	-	426	-	-	426	-	-

*NOTE: Enrollment, Revenue and Expenditure Data IN the 'Total and Variance Analysis' Section is Based on LAST ACTUAL Quarter Completed	1st Quarter - 7/1 - 9/30			2nd Quarter - 10/1 - 12/31			3rd Quarter
	Actual	Current Budget	Variance	Actual	Current Budget	Variance	Actual
	NET INCOME	-	137,970	-	-	122,743	-

Total Revenue	-	2,063,800	-	-	2,100,573	-	-
Total Expenses	-	1,925,830	-	-	1,977,830	-	-
Net Income	-	137,970	-	-	122,743	-	-
Actual Student Enrollment	-	426	-	-	426	-	-

*NOTE: Enrollment, Revenue and Expenditure Data IN the 'Total and Variance Analysis' Section is Based on LAST ACTUAL Quarter Completed	1st Quarter - 7/1 - 9/30			2nd Quarter - 10/1 - 12/31			3rd Quarter
	Actual	Current Budget	Variance	Actual	Current Budget	Variance	Actual

ENROLLMENT - *School Districts Are Linked To Above Entries*							
NYC CHANCELLOR'S OFFICE	-	426	-	-	426	-	-
-	-	-	-	-	-	-	-
-	-	-	-	-	-	-	-
-	-	-	-	-	-	-	-
-	-	-	-	-	-	-	-
-	-	-	-	-	-	-	-
-	-	-	-	-	-	-	-
-	-	-	-	-	-	-	-
-	-	-	-	-	-	-	-
-	-	-	-	-	-	-	-
-	-	-	-	-	-	-	-
-	-	-	-	-	-	-	-
-	-	-	-	-	-	-	-
-	-	-	-	-	-	-	-
-	-	-	-	-	-	-	-
-	-	-	-	-	-	-	-
-	-	-	-	-	-	-	-
-	-	-	-	-	-	-	-
ALL OTHER School Districts: (Count = 0)	-	-	-	-	-	-	-
TOTAL ENROLLMENT	-	426	-	-	426	-	-
REVENUE PER PUPIL	-	4,845	-	-	4,931	-	-
EXPENSES PER PUPIL	-	4,521	-	-	4,643	-	-

**ARTER SCHOOL
n**

Total Revenue	2,100,573	-	-	2,100,573	-
Total Expenses	1,977,830	-	-	1,977,830	-
Net Income	122,743	-	-	122,743	-
Actual Student Enrollment	426	-	-	426	-

<p>*NOTE: Enrollment, Revenue and Expenditure Data IN the 'Total and Variance Analysis' Section is Based on LAST ACTUAL Quarter Completed</p>	Quarter - 1/1 - 3/31		4th Quarter - 4/1 - 6/30		
	Current Budget	Variance	Actual	Current Budget	Variance

REVENUE

REVENUES FROM STATE SOURCES

Per Pupil Revenue

CY Per Pupil Rate

NYC CHANCELLOR'S OFFICE

14,527

1,547,126	-		1,547,126	-
-----------	---	--	-----------	---

-

-

-	-		-	-
---	---	--	---	---

-

-

-	-		-	-
---	---	--	---	---

-

-

-	-		-	-
---	---	--	---	---

-

-

-	-		-	-
---	---	--	---	---

-

-

-	-		-	-
---	---	--	---	---

-

-

-	-		-	-
---	---	--	---	---

-

-

-	-		-	-
---	---	--	---	---

-

-

-	-		-	-
---	---	--	---	---

-

-

-	-		-	-
---	---	--	---	---

-

-

-	-		-	-
---	---	--	---	---

-

-

-	-		-	-
---	---	--	---	---

-

-

-	-		-	-
---	---	--	---	---

-

-

-	-		-	-
---	---	--	---	---

-

-

-	-		-	-
---	---	--	---	---

ALL OTHER School Districts: (Count = 0)

-

-	-		-	-
---	---	--	---	---

TOTAL Per Pupil Revenue (Weighted Average Per Pupil Funding)

14,527

1,547,126	-		1,547,126	-
-----------	---	--	-----------	---

Special Education Revenue

152,392	-		152,392	-
---------	---	--	---------	---

Grants

Stimulus

-	-		-	-
---	---	--	---	---

DYCD (Department of Youth and Community Development)

-	-		-	-
---	---	--	---	---

Other

-	-		-	-
---	---	--	---	---

NYC DoE Rental Assistance

180,400	-		180,400	-
---------	---	--	---------	---

Other

-	-		-	-
---	---	--	---	---

TOTAL REVENUE FROM STATE SOURCES

1,879,918	-		1,879,918	-
-----------	---	--	-----------	---

REVENUE FROM FEDERAL FUNDING

IDEA Special Needs

14,658	-		14,658	-
--------	---	--	--------	---

Title I

111,454	-		111,454	-
---------	---	--	---------	---

Title Funding - Other

3,998	-		3,998	-
-------	---	--	-------	---

School Food Service (Free Lunch)

66,300	-		66,300	-
--------	---	--	--------	---

Grants

Charter School Program (CSP) Planning & Implementation

-	-		-	-
---	---	--	---	---

Other

-	-		-	-
---	---	--	---	---

**ARTER SCHOOL
n**

Total Revenue	2,100,573	-	-	2,100,573	-
Total Expenses	1,977,830	-	-	1,977,830	-
Net Income	122,743	-	-	122,743	-
Actual Student Enrollment	426	-	-	426	-
	Quarter - 1/1 - 3/31		4th Quarter - 4/1 - 6/30		
*NOTE: Enrollment, Revenue and Expenditure Data IN the 'Total and Variance Analysis' Section is Based on LAST ACTUAL Quarter Completed	Current Budget	Variance	Actual	Current Budget	Variance
Other	-	-		-	-
TOTAL REVENUE FROM FEDERAL SOURCES	196,410	-	-	196,410	-
LOCAL and OTHER REVENUE					
Contributions and Donations	-	-		-	-
Fundraising	-	-		-	-
Erate Reimbursement	11,702	-		11,702	-
Earnings on Investments	-	-		-	-
Interest Income	178	-		178	-
Food Service (Income from meals)	3,900	-		3,900	-
Text Book	8,465	-		8,465	-
OTHER	-	-		-	-
TOTAL REVENUE FROM LOCAL and OTHER SOURCES	24,245	-	-	24,245	-
TOTAL REVENUE	2,100,573	-	-	2,100,573	-

**INTER SCHOOL
n**

Total Revenue	2,100,573	-	-	2,100,573	-
Total Expenses	1,977,830	-	-	1,977,830	-
Net Income	122,743	-	-	122,743	-
Actual Student Enrollment	426	-	-	426	-

<p>*NOTE: Enrollment, Revenue and Expenditure Data IN the 'Total and Variance Analysis' Section is Based on LAST ACTUAL Quarter Completed</p>	Quarter - 1/1 - 3/31		4th Quarter - 4/1 - 6/30		
	Current Budget	Variance	Actual	Current Budget	Variance

EXPENSES

ADMINISTRATIVE STAFF PERSONNEL COSTS

	Quarter 0 No. of Positions				
Executive Management	-	-	-	-	-
Instructional Management	-	37,500	-	37,500	-
Deans, Directors & Coordinators	-	116,213	-	116,213	-
CFO / Director of Finance	-	-	-	-	-
Operation / Business Manager	-	31,250	-	31,250	-
Administrative Staff	-	46,485	-	46,485	-
TOTAL ADMINISTRATIVE STAFF	-	231,448	-	231,448	-

INSTRUCTIONAL PERSONNEL COSTS

Teachers - Regular	-	408,435	-	408,435	-
Teachers - SPED	-	120,325	-	120,325	-
Substitute Teachers	-	11,875	-	11,875	-
Teaching Assistants	-	-	-	-	-
Specialty Teachers	-	48,469	-	48,469	-
Aides	-	-	-	-	-
Therapists & Counselors	-	75,458	-	75,458	-
Other	-	25,352	-	25,352	-
TOTAL INSTRUCTIONAL	-	689,914	-	689,914	-

NON-INSTRUCTIONAL PERSONNEL COSTS

Nurse	-	-	-	-	-
Librarian	-	-	-	-	-
Custodian	-	-	-	-	-
Security	-	-	-	-	-
Other	-	14,235	-	14,235	-
TOTAL NON-INSTRUCTIONAL	-	14,235	-	14,235	-

SUBTOTAL PERSONNEL SERVICE COSTS

PAYROLL TAXES AND BENEFITS

Payroll Taxes		66,882	-	66,882	-
Fringe / Employee Benefits		77,438	-	77,438	-
Retirement / Pension		-	-	-	-
TOTAL PAYROLL TAXES AND BENEFITS		144,320	-	144,320	-

TOTAL PERSONNEL SERVICE COSTS

		1,079,917	-	1,079,917	-
--	--	-----------	---	-----------	---

WINTER SCHOOL							
Enrollment							
Total Revenue	2,100,573	-	-	2,100,573	-		
Total Expenses	1,977,830	-	-	1,977,830	-		
Net Income	122,743	-	-	122,743	-		
Actual Student Enrollment	426	-	-	426	-		
		Quarter - 1/1 - 3/31		4th Quarter - 4/1 - 6/30			
*NOTE: Enrollment, Revenue and Expenditure Data IN the 'Total and Variance Analysis' Section is Based on LAST ACTUAL Quarter Completed		WINTER SCHOOL					
		Enrollment	Current Budget	Variance	Actual	Current Budget	Variance
CONTRACTED SERVICES							
Accounting / Audit	2,302	-			2,302	-	
Legal	1,250	-			1,250	-	
Management Company Fee	276,827	-			276,827	-	
Nurse Services	-	-			-	-	
Food Service / School Lunch	78,000	-			78,000	-	
Payroll Services	2,500	-			2,500	-	
Special Ed Services	4,250	-			4,250	-	
Titlement Services (i.e. Title I)	-	-			-	-	
Other Purchased / Professional / Consulting	53,298	-			53,298	-	
TOTAL CONTRACTED SERVICES	418,427	-			418,427	-	

**INTER SCHOOL
n**

Total Revenue	2,100,573	-	-	2,100,573	-
Total Expenses	1,977,830	-	-	1,977,830	-
Net Income	122,743	-	-	122,743	-
Actual Student Enrollment	426	-	-	426	-

<p>*NOTE: Enrollment, Revenue and Expenditure Data IN the 'Total and Variance Analysis' Section is Based on LAST ACTUAL Quarter Completed</p>	Quarter - 1/1 - 3/31		4th Quarter - 4/1 - 6/30		
	Current Budget	Variance	Actual	Current Budget	Variance

SCHOOL OPERATIONS					
Board Expenses	-	-		-	-
Classroom / Teaching Supplies & Materials	13,000	-		13,000	-
Special Ed Supplies & Materials	1,500	-		1,500	-
Textbooks / Workbooks	11,870	-		11,870	-
Supplies & Materials other	-	-		-	-
Equipment / Furniture	15,000	-		15,000	-
Telephone	13,003	-		13,003	-
Technology	6,308	-		6,308	-
Student Testing & Assessment	1,723	-		1,723	-
Field Trips	2,500	-		2,500	-
Transportation (student)	550	-		550	-
Student Services - other	6,000	-		6,000	-
Office Expense	12,125	-		12,125	-
Staff Development	18,750	-		18,750	-
Staff Recruitment	3,000	-		3,000	-
Student Recruitment / Marketing	1,500	-		1,500	-
School Meals / Lunch	-	-		-	-
Travel (Staff)	250	-		250	-
Fundraising	-	-		-	-
Other	<u>7,825</u>	=		<u>7,825</u>	=
TOTAL SCHOOL OPERATIONS	114,904	-	-	114,904	-
FACILITY OPERATION & MAINTENANCE					
Insurance	8,625	-		8,625	-
Janitorial	4,375	-		4,375	-
Building and Land Rent / Lease / Facility Finance Interest	266,582	-		266,582	-
Repairs & Maintenance	12,500	-		12,500	-
Equipment / Furniture	18,750	-		18,750	-
Security	-	-		-	-
Utilities	<u>20,000</u>	=		<u>20,000</u>	=
TOTAL FACILITY OPERATION & MAINTENANCE	330,832	-	-	330,832	-
DEPRECIATION & AMORTIZATION	33,750	-		33,750	-
RESERVES / CONTINGENCY	-	-		-	-
TOTAL EXPENSES	<u>1,977,830</u>	-	-	<u>1,977,830</u>	-

WINTER SCHOOL					
WINTER SCHOOL					
	n				
Total Revenue	2,100,573	-	-	2,100,573	-
Total Expenses	1,977,830	-	-	1,977,830	-
Net Income	122,743	-	-	122,743	-
Actual Student Enrollment	426	-	-	426	-
	Quarter - 1/1 - 3/31		4th Quarter - 4/1 - 6/30		
*NOTE: Enrollment, Revenue and Expenditure Data IN the 'Total and Variance Analysis' Section is Based on LAST ACTUAL Quarter Completed	Quarter - 1/1 - 3/31				
	Current Budget	Variance	Actual	Current Budget	Variance
NET INCOME	122,743	-	-	122,743	-

QUARTER SCHOOL					
n					
Total Revenue	2,100,573	-	-	2,100,573	-
Total Expenses	1,977,830	-	-	1,977,830	-
Net Income	122,743	-	-	122,743	-
Actual Student Enrollment	426	-	-	426	-
		Quarter - 1/1 - 3/31		4th Quarter - 4/1 - 6/30	
		Quarter - 1/1 - 3/31		4th Quarter - 4/1 - 6/30	
*NOTE: Enrollment, Revenue and Expenditure Data IN the 'Total and Variance Analysis' Section is Based on LAST ACTUAL Quarter Completed		Current Budget	Variance	Actual	Current Budget Variance
ENROLLMENT - *School Districts Are Linked To Above Entries*					
NYC CHANCELLOR'S OFFICE	426	-	-	426	-
-	-	-	-	-	-
-	-	-	-	-	-
-	-	-	-	-	-
-	-	-	-	-	-
-	-	-	-	-	-
-	-	-	-	-	-
-	-	-	-	-	-
-	-	-	-	-	-
-	-	-	-	-	-
-	-	-	-	-	-
-	-	-	-	-	-
-	-	-	-	-	-
-	-	-	-	-	-
-	-	-	-	-	-
-	-	-	-	-	-
-	-	-	-	-	-
-	-	-	-	-	-
ALL OTHER School Districts: (Count = 0)	-	-	-	-	-
TOTAL ENROLLMENT	426	-	-	426	-
REVENUE PER PUPIL	4,931	-	-	4,931	-
EXPENSES PER PUPIL	4,643	-	-	4,643	-

CENTRAL BROOKLYN ASCEND CHARTER SCHOOL
Budget / Operating Plan

2017-18

Total Revenue	-	-	-	8,365,517	(8,365,517)	-	-	8,365,517
Total Expenses	-	-	-	7,859,320	7,859,320	-	-	7,859,320
Net Income	-	-	-	506,197	(506,197)	-	-	506,197
Actual Student Enrollment	-	-	-			-	-	

***NOTE: Enrollment, Revenue and Expenditure Data IN the 'Total and Variance Analysis' Section is Based on LAST ACTUAL Quarter Completed**

TOTALS AND VARIANCE ANALYSIS

	Actual	Current Budget (Current Quarter)	Actual vs. Current Budget	Current Budget - TY	Actual vs. Current Budget TY	Original Budget (Current Quarter)	Actual vs. Original Budget	Original Budget - TY
REVENUE								
REVENUES FROM STATE SOURCES								
Per Pupil Revenue								
CY Per Pupil Rate								
NYC CHANCELLOR'S OFFICE			14,527					
-	-	-	-	-	-	-	-	-
-	-	-	-	-	-	-	-	-
-	-	-	-	-	-	-	-	-
-	-	-	-	-	-	-	-	-
-	-	-	-	-	-	-	-	-
-	-	-	-	-	-	-	-	-
-	-	-	-	-	-	-	-	-
-	-	-	-	-	-	-	-	-
-	-	-	-	-	-	-	-	-
-	-	-	-	-	-	-	-	-
-	-	-	-	-	-	-	-	-
-	-	-	-	-	-	-	-	-
-	-	-	-	-	-	-	-	-
-	-	-	-	-	-	-	-	-
-	-	-	-	-	-	-	-	-
-	-	-	-	-	-	-	-	-
-	-	-	-	-	-	-	-	-
ALL OTHER School Districts: (Count = 0)	-	-	-	-	-	-	-	-
TOTAL Per Pupil Revenue (Weighted Average Per Pupil Funding)			14,527					
Special Education Revenue	-	-	-	6,188,502	(6,188,502)	-	-	6,188,502
Grants	-	-	-	609,568	(609,568)	-	-	609,568
Stimulus	-	-	-	-	-	-	-	-
DYCD (Department of Youth and Community Development)	-	-	-	-	-	-	-	-
Other	-	-	-	-	-	-	-	-
NYC DoE Rental Assistance	-	-	-	721,600	(721,600)	-	-	721,600
Other	=	=	=	=	=	=	=	=
TOTAL REVENUE FROM STATE SOURCES	-	-	-	7,519,670	(7,519,670)	-	-	7,519,670
REVENUE FROM FEDERAL FUNDING								
IDEA Special Needs	-	-	-	58,632	(58,632)	-	-	58,632
Title I	-	-	-	455,496	(455,496)	-	-	455,496
Title Funding - Other	-	-	-	16,339	(16,339)	-	-	16,339
School Food Service (Free Lunch)	-	-	-	221,000	(221,000)	-	-	221,000
Grants								
Charter School Program (CSP) Planning & Implementation	-	-	-	-	-	-	-	-
Other	-	-	-	-	-	-	-	-

CENTRAL BROOKLYN ASCEND CHARTER SCH
Budget / Operating Plan

2017-18

Total Revenue	-	-	-	8,365,517	(8,365,517)	-	-	8,365,517
Total Expenses	-	-	-	7,859,320	7,859,320	-	-	7,859,320
Net Income	-	-	-	506,197	(506,197)	-	-	506,197
Actual Student Enrollment	-	-	-			-	-	

***NOTE: Enrollment, Revenue and Expenditure Data IN the 'Total and Variance Analysis' Section is Based on LAST ACTUAL Quarter Completed**

TOTALS AND VARIANCE ANALYSIS

	Actual	Current Budget (Current Quarter)	Actual vs. Current Budget	Current Budget - TY	Actual vs. Current Budget TY	Original Budget (Current Quarter)	Actual vs. Original Budget	Original Budget - TY
Other	-	-	-	-	-	-	-	-
TOTAL REVENUE FROM FEDERAL SOURCES	-	-	-	751,467	(751,467)	-	-	751,467
LOCAL and OTHER REVENUE								
Contributions and Donations	-	-	-	-	-	-	-	-
Fundraising	-	-	-	-	-	-	-	-
Erate Reimbursement	-	-	-	46,808	(46,808)	-	-	46,808
Earnings on Investments	-	-	-	-	-	-	-	-
Interest Income	-	-	-	712	(712)	-	-	712
Food Service (Income from meals)	-	-	-	13,000	(13,000)	-	-	13,000
Text Book	-	-	-	33,860	(33,860)	-	-	33,860
OTHER	-	-	-	-	-	-	-	-
TOTAL REVENUE FROM LOCAL and OTHER SOURCES	-	-	-	94,380	(94,380)	-	-	94,380
TOTAL REVENUE	-	-	-	8,365,517	(8,365,517)	-	-	8,365,517

CENTRAL BROOKLYN ASCEND CHARTER SCHOOL
Budget / Operating Plan

2017-18

Total Revenue	-	-	-	8,365,517	(8,365,517)	-	-	8,365,517
Total Expenses	-	-	-	7,859,320	7,859,320	-	-	7,859,320
Net Income	-	-	-	506,197	(506,197)	-	-	506,197
Actual Student Enrollment	-	-	-			-	-	

***NOTE: Enrollment, Revenue and Expenditure Data IN the 'Total and Variance Analysis' Section is Based on LAST ACTUAL Quarter Completed**

TOTALS AND VARIANCE ANALYSIS

Actual	Current Budget (Current Quarter)	Actual vs. Current Budget	Current Budget - TY	Actual vs. Current Budget TY	Original Budget (Current Quarter)	Actual vs. Original Budget	Original Budget -
---------------	---	----------------------------------	----------------------------	-------------------------------------	--	-----------------------------------	--------------------------

EXPENSES	Quarter 0 No. of Positions	Actual	Current Budget (Current Quarter)	Actual vs. Current Budget	Current Budget - TY	Actual vs. Current Budget TY	Original Budget (Current Quarter)	Actual vs. Original Budget	Original Budget -
ADMINISTRATIVE STAFF PERSONNEL COSTS									
Executive Management	-	-	-	-	-	-	-	-	-
Instructional Management	-	-	-	-	150,000	150,000	-	-	150,000
Deans, Directors & Coordinators	-	-	-	-	464,852	464,852	-	-	464,852
CFO / Director of Finance	-	-	-	-	-	-	-	-	-
Operation / Business Manager	-	-	-	-	125,000	125,000	-	-	125,000
Administrative Staff	-	-	-	-	185,940	185,940	-	-	185,940
TOTAL ADMINISTRATIVE STAFF	-	-	-	-	925,792	925,792	-	-	925,792
INSTRUCTIONAL PERSONNEL COSTS									
Teachers - Regular	-	-	-	-	1,633,740	1,633,740	-	-	1,633,740
Teachers - SPED	-	-	-	-	481,300	481,300	-	-	481,300
Substitute Teachers	-	-	-	-	47,500	47,500	-	-	47,500
Teaching Assistants	-	-	-	-	-	-	-	-	-
Specialty Teachers	-	-	-	-	193,876	193,876	-	-	193,876
Aides	-	-	-	-	-	-	-	-	-
Therapists & Counselors	-	-	-	-	301,832	301,832	-	-	301,832
Other	-	-	-	-	101,408	101,408	-	-	101,408
TOTAL INSTRUCTIONAL	-	-	-	-	2,759,656	2,759,656	-	-	2,759,656
NON-INSTRUCTIONAL PERSONNEL COSTS									
Nurse	-	-	-	-	-	-	-	-	-
Librarian	-	-	-	-	-	-	-	-	-
Custodian	-	-	-	-	-	-	-	-	-
Security	-	-	-	-	-	-	-	-	-
Other	-	-	-	-	56,940	56,940	-	-	56,940
TOTAL NON-INSTRUCTIONAL	-	-	-	-	56,940	56,940	-	-	56,940
SUBTOTAL PERSONNEL SERVICE COSTS	-	-	-	-	3,742,388	3,742,388	-	-	3,742,388
PAYROLL TAXES AND BENEFITS									
Payroll Taxes		-	-	-	267,528	267,528	-	-	267,528
Fringe / Employee Benefits		-	-	-	309,752	309,752	-	-	309,752
Retirement / Pension		-	-	-	-	-	-	-	-
TOTAL PAYROLL TAXES AND BENEFITS		-	-	-	577,280	577,280	-	-	577,280
TOTAL PERSONNEL SERVICE COSTS	-	-	-	-	4,319,668	4,319,668	-	-	4,319,668

CENTRAL BROOKLYN ASCEND CHARTER SCH
Budget / Operating Plan

2017-18

Total Revenue	-	-	-	8,365,517	(8,365,517)	-	-	8,365,517
Total Expenses	-	-	-	7,859,320	7,859,320	-	-	7,859,320
Net Income	-	-	-	506,197	(506,197)	-	-	506,197
Actual Student Enrollment	-	-	-			-	-	

TOTALS AND VARIANCE ANALYSIS

***NOTE: Enrollment, Revenue and Expenditure Data IN the 'Total and Variance Analysis' Section is Based on LAST ACTUAL Quarter Completed**

	Actual	Current Budget (Current Quarter)	Actual vs. Current Budget	Current Budget - TY	Actual vs. Current Budget TY	Original Budget (Current Quarter)	Actual vs. Original Budget	Original Budget - TY
CONTRACTED SERVICES								
Accounting / Audit	-	-	-	9,208	9,208	-	-	9,208
Legal	-	-	-	5,000	5,000	-	-	5,000
Management Company Fee	-	-	-	1,107,308	1,107,308	-	-	1,107,308
Nurse Services	-	-	-	-	-	-	-	-
Food Service / School Lunch	-	-	-	260,000	260,000	-	-	260,000
Payroll Services	-	-	-	10,000	10,000	-	-	10,000
Special Ed Services	-	-	-	17,000	17,000	-	-	17,000
Titlement Services (i.e. Title I)	-	-	-	-	-	-	-	-
Other Purchased / Professional / Consulting	-	-	-	213,192	213,192	-	-	213,192
TOTAL CONTRACTED SERVICES	-	-	-	1,621,708	1,621,708	-	-	1,621,708

CENTRAL BROOKLYN ASCEND CHARTER SCHOOL
Budget / Operating Plan

2017-18

Total Revenue	-	-	-	8,365,517	(8,365,517)	-	-	8,365,517
Total Expenses	-	-	-	7,859,320	7,859,320	-	-	7,859,320
Net Income	-	-	-	506,197	(506,197)	-	-	506,197
Actual Student Enrollment	-	-	-			-	-	

***NOTE: Enrollment, Revenue and Expenditure Data IN the 'Total and Variance Analysis' Section is Based on LAST ACTUAL Quarter Completed**

TOTALS AND VARIANCE ANALYSIS

	Actual	Current Budget (Current Quarter)	Actual vs. Current Budget	Current Budget - TY	Actual vs. Current Budget TY	Original Budget (Current Quarter)	Actual vs. Original Budget	Original Budget - TY
SCHOOL OPERATIONS								
Board Expenses	-	-	-	-	-	-	-	-
Classroom / Teaching Supplies & Materials	-	-	-	52,000	52,000	-	-	52,000
Special Ed Supplies & Materials	-	-	-	6,000	6,000	-	-	6,000
Textbooks / Workbooks	-	-	-	47,480	47,480	-	-	47,480
Supplies & Materials other	-	-	-	-	-	-	-	-
Equipment / Furniture	-	-	-	60,000	60,000	-	-	60,000
Telephone	-	-	-	52,012	52,012	-	-	52,012
Technology	-	-	-	25,232	25,232	-	-	25,232
Student Testing & Assessment	-	-	-	6,892	6,892	-	-	6,892
Field Trips	-	-	-	10,000	10,000	-	-	10,000
Transportation (student)	-	-	-	2,200	2,200	-	-	2,200
Student Services - other	-	-	-	24,000	24,000	-	-	24,000
Office Expense	-	-	-	48,500	48,500	-	-	48,500
Staff Development	-	-	-	75,000	75,000	-	-	75,000
Staff Recruitment	-	-	-	12,000	12,000	-	-	12,000
Student Recruitment / Marketing	-	-	-	6,000	6,000	-	-	6,000
School Meals / Lunch	-	-	-	-	-	-	-	-
Travel (Staff)	-	-	-	1,000	1,000	-	-	1,000
Fundraising	-	-	-	-	-	-	-	-
Other	-	-	-	31,300	31,300	-	-	31,300
TOTAL SCHOOL OPERATIONS	-	-	-	459,616	459,616	-	-	459,616
FACILITY OPERATION & MAINTENANCE								
Insurance	-	-	-	34,500	34,500	-	-	34,500
Janitorial	-	-	-	17,500	17,500	-	-	17,500
Building and Land Rent / Lease / Facility Finance Interest	-	-	-	1,066,328	1,066,328	-	-	1,066,328
Repairs & Maintenance	-	-	-	50,000	50,000	-	-	50,000
Equipment / Furniture	-	-	-	75,000	75,000	-	-	75,000
Security	-	-	-	-	-	-	-	-
Utilities	-	-	-	80,000	80,000	-	-	80,000
TOTAL FACILITY OPERATION & MAINTENANCE	-	-	-	1,323,328	1,323,328	-	-	1,323,328
DEPRECIATION & AMORTIZATION	-	-	-	135,000	135,000	-	-	135,000
RESERVES / CONTINGENCY	-	-	-	-	-	-	-	-
TOTAL EXPENSES	-	-	-	7,859,320	7,859,320	-	-	7,859,320

CENTRAL BROOKLYN ASCEND CHARTER SCH
Budget / Operating Plan

2017-18

Total Revenue	-	-	-	8,365,517	(8,365,517)	-	-	8,365,517
Total Expenses	-	-	-	7,859,320	7,859,320	-	-	7,859,320
Net Income	-	-	-	506,197	(506,197)	-	-	506,197
Actual Student Enrollment	-	-	-			-	-	

TOTALS AND VARIANCE ANALYSIS

*NOTE: Enrollment, Revenue and Expenditure Data IN the 'Total and Variance Analysis' Section is Based on LAST ACTUAL Quarter Completed		Current	Actual		Actual	Original	Actual	
		Budget	vs.	Current	vs.	Budget	vs.	Original
	Actual	(Current	Current	Budget - TY	Current	(Current	Original	Budget -
		Quarter)	Budget		Budget TY	Quarter)	Budget	
NET INCOME	-	-	-	506,197	(506,197)	-	-	506,197

Total Revenue		(8,365,517)	-	-
Total Expenses		7,859,320	-	-
Net Income		(506,197)	-	-
Actual Student Enrollment			-	-
<p>*NOTE: Enrollment, Revenue and Expenditure Data IN the 'Total and Variance Analysis' Section is Based on LAST ACTUAL Quarter Completed</p>				
		Actual vs. Original Budget TY	PY Actual (PY TY / No. of COMPLETED Actual CY	Actual CY vs. Actual PY
REVENUE				
REVENUES FROM STATE SOURCES				
Per Pupil Revenue	CY Per Pupil Rate			
NYC CHANCELLOR'S OFFICE	14,527	(6,188,502)	-	-
-	-	-	-	-
-	-	-	-	-
-	-	-	-	-
-	-	-	-	-
-	-	-	-	-
-	-	-	-	-
-	-	-	-	-
-	-	-	-	-
-	-	-	-	-
-	-	-	-	-
-	-	-	-	-
-	-	-	-	-
-	-	-	-	-
-	-	-	-	-
ALL OTHER School Districts: (Count = 0)	-	-	-	-
TOTAL Per Pupil Revenue (Weighted Average Per Pupil Funding)	14,527	(6,188,502)	-	-
Special Education Revenue		(609,568)	-	-
Grants				
Stimulus		-	-	-
DYCD (Department of Youth and Community Development)		-	-	-
Other		-	-	-
NYC DoE Rental Assistance		(721,600)	-	-
Other		-	-	-
TOTAL REVENUE FROM STATE SOURCES		(7,519,670)	-	-
REVENUE FROM FEDERAL FUNDING				
IDEA Special Needs		(58,632)	-	-
Title I		(455,496)	-	-
Title Funding - Other		(16,339)	-	-
School Food Service (Free Lunch)		(221,000)	-	-
Grants				
Charter School Program (CSP) Planning & Implementation		-	-	-
Other		-	-	-

Total Revenue	(8,365,517)	-	-
Total Expenses	7,859,320	-	-
Net Income	(506,197)	-	-
Actual Student Enrollment		-	-
<p>*NOTE: Enrollment, Revenue and Expenditure Data IN the 'Total and Variance Analysis' Section is Based on LAST ACTUAL Quarter Completed</p>			
	Actual vs. Original Budget TY	PY Actual (PY TY / No. of COMPLETED Actual CY	Actual CY vs. Actual PY
Other	-	-	-
TOTAL REVENUE FROM FEDERAL SOURCES	(751,467)	-	-
LOCAL and OTHER REVENUE			
Contributions and Donations	-	-	-
Fundraising	-	-	-
Erate Reimbursement	(46,808)	-	-
Earnings on Investments	-	-	-
Interest Income	(712)	-	-
Food Service (Income from meals)	(13,000)	-	-
Text Book	(33,860)	-	-
OTHER	-	-	-
TOTAL REVENUE FROM LOCAL and OTHER SOURCES	(94,380)	-	-
TOTAL REVENUE	(8,365,517)	-	-

Total Revenue		(8,365,517)	-	-
Total Expenses		7,859,320	-	-
Net Income		(506,197)	-	-
Actual Student Enrollment			-	-
*NOTE: Enrollment, Revenue and Expenditure Data IN the 'Total and Variance Analysis' Section is Based on LAST ACTUAL Quarter Completed		Actual vs. Original Budget TY	PY Actual (PY TY / No. of COMPLETED Actual CY	Actual CY vs. Actual PY
EXPENSES	Quarter 0			
ADMINISTRATIVE STAFF PERSONNEL COSTS	No. of Positions			
Executive Management	-	-	-	-
Instructional Management	-	150,000	-	-
Deans, Directors & Coordinators	-	464,852	-	-
CFO / Director of Finance	-	-	-	-
Operation / Business Manager	-	125,000	-	-
Administrative Staff	-	185,940	-	-
TOTAL ADMINISTRATIVE STAFF	-	925,792	-	-
INSTRUCTIONAL PERSONNEL COSTS				
Teachers - Regular	-	1,633,740	-	-
Teachers - SPED	-	481,300	-	-
Substitute Teachers	-	47,500	-	-
Teaching Assistants	-	-	-	-
Specialty Teachers	-	193,876	-	-
Aides	-	-	-	-
Therapists & Counselors	-	301,832	-	-
Other	-	101,408	-	-
TOTAL INSTRUCTIONAL	-	2,759,656	-	-
NON-INSTRUCTIONAL PERSONNEL COSTS				
Nurse	-	-	-	-
Librarian	-	-	-	-
Custodian	-	-	-	-
Security	-	-	-	-
Other	-	56,940	-	-
TOTAL NON-INSTRUCTIONAL	-	56,940	-	-
SUBTOTAL PERSONNEL SERVICE COSTS	-	3,742,388	-	-
PAYROLL TAXES AND BENEFITS				
Payroll Taxes		267,528	-	-
Fringe / Employee Benefits		309,752	-	-
Retirement / Pension		-	-	-
TOTAL PAYROLL TAXES AND BENEFITS		577,280	-	-
TOTAL PERSONNEL SERVICE COSTS	-	4,319,668	-	-

Total Revenue	(8,365,517)	-	-
Total Expenses	7,859,320	-	-
Net Income	(506,197)	-	-
Actual Student Enrollment		-	
<p>*NOTE: Enrollment, Revenue and Expenditure Data IN the 'Total and Variance Analysis' Section is Based on LAST ACTUAL Quarter Completed</p>			
)L	Actual vs. Original Budget TY	PY Actual (PY TY / No. of COMPLETED Actual CY vs. Actual PY
CONTRACTED SERVICES			
Accounting / Audit	9,208	-	-
Legal	5,000	-	-
Management Company Fee	1,107,308	-	-
Nurse Services	-	-	-
Food Service / School Lunch	260,000	-	-
Payroll Services	10,000	-	-
Special Ed Services	17,000	-	-
Titlement Services (i.e. Title I)	-	-	-
Other Purchased / Professional / Consulting	213,192	-	-
TOTAL CONTRACTED SERVICES	1,621,708	-	-

Total Revenue	(8,365,517)	-	-
Total Expenses	7,859,320	-	-
Net Income	(506,197)	-	-
Actual Student Enrollment		-	-
<p>*NOTE: Enrollment, Revenue and Expenditure Data IN the 'Total and Variance Analysis' Section is Based on LAST ACTUAL Quarter Completed</p>			
	Actual vs. Original Budget TY	PY Actual (PY TY / No. of COMPLETED Actual CY	Actual CY vs. Actual PY
SCHOOL OPERATIONS			
Board Expenses	-	-	-
Classroom / Teaching Supplies & Materials	52,000	-	-
Special Ed Supplies & Materials	6,000	-	-
Textbooks / Workbooks	47,480	-	-
Supplies & Materials other	-	-	-
Equipment / Furniture	60,000	-	-
Telephone	52,012	-	-
Technology	25,232	-	-
Student Testing & Assessment	6,892	-	-
Field Trips	10,000	-	-
Transportation (student)	2,200	-	-
Student Services - other	24,000	-	-
Office Expense	48,500	-	-
Staff Development	75,000	-	-
Staff Recruitment	12,000	-	-
Student Recruitment / Marketing	6,000	-	-
School Meals / Lunch	-	-	-
Travel (Staff)	1,000	-	-
Fundraising	-	-	-
Other	31,300	-	-
TOTAL SCHOOL OPERATIONS	459,616	-	-
FACILITY OPERATION & MAINTENANCE			
Insurance	34,500	-	-
Janitorial	17,500	-	-
Building and Land Rent / Lease / Facility Finance Interest	1,066,328	-	-
Repairs & Maintenance	50,000	-	-
Equipment / Furniture	75,000	-	-
Security	-	-	-
Utilities	80,000	-	-
TOTAL FACILITY OPERATION & MAINTENANCE	1,323,328	-	-
DEPRECIATION & AMORTIZATION	135,000	-	-
RESERVES / CONTINGENCY	-	-	-
TOTAL EXPENSES	7,859,320	-	-

)L
)L

Total Revenue	(8,365,517)	-	-
Total Expenses	7,859,320	-	-
Net Income	(506,197)	-	-
Actual Student Enrollment		-	
<p>*NOTE: Enrollment, Revenue and Expenditure Data IN the 'Total and Variance Analysis' Section is Based on LAST ACTUAL Quarter Completed</p>			
	Actual vs. Original Budget TY	PY Actual (PY TY / No. of COMPLETED Actual CY	Actual CY vs. Actual PY
NET INCOME	(506,197)	-	-

)L

Total Revenue	(8,365,517)	-	-
Total Expenses	7,859,320	-	=
Net Income	(506,197)	-	-
Actual Student Enrollment		-	

*NOTE: Enrollment, Revenue and Expenditure Data IN the 'Total and Variance Analysis' Section is Based on LAST ACTUAL Quarter Completed	Actual vs. Original Budget TY	PY Actual (PY TY / No. of COMPLETED Actual CY	Actual CY vs. Actual PY
---	--------------------------------------	--	--------------------------------

ENROLLMENT - *School Districts Are Linked To Above Entries*			
NYC CHANCELLOR'S OFFICE		-	-
-		-	-
-		-	-
-		-	-
-		-	-
-		-	-
-		-	-
-		-	-
-		-	-
-		-	-
-		-	-
-		-	-
-		-	-
-		-	-
-		-	-
-		-	-
-		-	-
-		-	-
ALL OTHER School Districts: (Count = 0)		-	-
TOTAL ENROLLMENT		-	-
REVENUE PER PUPIL		-	-
EXPENSES PER PUPIL		-	-



Annual Report Requirement
for SUNY Authorized Charter Schools
CENTRAL BROOKLYN ASCEND CHARTER SCHOOL
2017-18

Administrative
expenditures per pupil:

\$0.00

Per NYS Statute

Administrative expenditures per pupil: the sum of all general administration salaries and other general administration expenditures divided by the total number of enrolled students. Employee benefit costs or expenditures should not be reported here.

***NOTE: THIS TAB ONLY NEEDS TO BE COMPLETED FOR Q4**

Disclosure of Financial Interest by a Current or Proposed Charter School Education Corporation Trustee

Trustee Name:

Amanda Craft

Name of Charter School Education Corporation (for an unmerged school, this is the Charter School Name):

Ascend Charter School

1. List all positions held on the education corporation board (e.g., president, treasurer, parent representative).

Secretary, Trustee

2. Is the trustee an employee of any school operated by the Education Corporation?
 Yes No

If **Yes**, for each school, please provide a description of the position(s) you hold, your responsibilities, your salary and your start date.

3. Is the trustee an employee or agent of the management company or institutional partner of the charter school(s) governed by the Education Corporation?

Yes No

If **Yes**, for each school, please provide a description of the position(s) you hold, your responsibilities, your salary and your start date.

4. Identify each interest/transaction (and provide the requested information) that you or any of your immediate family members or any persons who live with you in your house have held or engaged in with the charter school(s) governed by the Education Corporation during the time you have served on the board, and in the six-month period prior to such service. If there has been no such financial interest or transaction, write **None**. Please note that if you answered **Yes** to Questions 2-4 above, you need not disclose again your employment status, salary, etc.

Date(s)	Nature of Financial Interest/Transaction	Steps taken to avoid a conflict of interest, (e.g., did not vote, did not participate in discussion)	Name of person holding interest or engaging in transaction and relationship to yourself
N/A	N/A	N/A	N/A


5. Identify each individual, business, corporation, union association, firm, partnership, committee proprietorship, franchise holding company, joint stock company, business or real estate trust, non-profit organization, or other organization or group of people doing business with the school(s) governed by the Education Corporation **and** in which such entity, during the time of your tenure as a trustee, you and/or your immediate family member(s) or person(s) living in your house had a financial interest or other relationship. If you are a member, director, officer or employee of an organization formally partnered with the school(s) that is/are doing business with the school(s) through a management or services agreement, please identify only the name of the organization, your position in the organization, and the relationship between such organization and the school(s). If there was no financial interest, write **None**.

Organization conducting business with the school(s)	Nature of business conducted	Approximate value of the business conducted	Name of Trustee and/or immediate family member of household holding an interest in the organization conducting business with the school(s) and the nature of the interest	Steps Taken to Avoid Conflict of Interest
Teach For America	We have hired TFA corps members in the past (I believe)	I have no knowledge of this.	Amanda Craft – I was previously (until 2012) a staff member of TFA	I was not involved in TFA's district strategy team and also not involved in Ascends decision to use TFA.

Signature  Date 7/26/2017

Please note that this document is considered a public record and as such, may be made available to members of the public upon request under the Freedom of Information Law. Personal contact information provided below will be redacted.

Business Telephone: _____
 Business Address: _____
 E-mail Address: _____
 Home Telephone: _____
 Home Address: _____



Disclosure of Financial Interest by a Current or Proposed Charter School Education Corporation Trustee

Trustee Name:

 Katya Levitan-Reiner

Name of Charter School Education Corporation (for an unmerged school, this is the Charter School Name):

 Ascend Charter Schools

1. List all positions held on the education corporation board (e.g., president, treasurer, parent representative). **Treasurer**

2. Is the trustee an employee of any school operated by the Education Corporation?
 Yes **No**

If **Yes**, for each school, please provide a description of the position(s) you hold, your responsibilities, your salary and your start date.

3. Is the trustee an employee or agent of the management company or institutional partner of the charter school(s) governed by the Education Corporation?
 Yes **No**

If **Yes**, for each school, please provide a description of the position(s) you hold, your responsibilities, your salary and your start date.

4. Identify each interest/transaction (and provide the requested information) that you or any of your immediate family members or any persons who live with you in your house have held or engaged in with the charter school(s) governed by the Education Corporation during the time you have served on the board, and in the six-month period prior to such service. If there has been no such financial interest or transaction, write **None**. Please note that if you answered **Yes** to Questions 2-4 above, you need not disclose again your employment status, salary, etc.

Date(s)	Nature of Financial Interest/Transaction	Steps taken to avoid a conflict of interest, (e.g., did not vote, did not participate in discussion)	Name of person holding interest or engaging in transaction and relationship to yourself
NONE <i>Please write "None" if applicable. Do not leave this space blank.</i>			

--	--	--	--

5. Identify each individual, business, corporation, union association, firm, partnership, committee proprietorship, franchise holding company, joint stock company, business or real estate trust, non-profit organization, or other organization or group of people doing business with the school(s) governed by the Education Corporation **and** in which such entity, during the time of your tenure as a trustee, you and/or your immediate family member(s) or person(s) living in your house had a financial interest or other relationship. If you are a member, director, officer or employee of an organization formally partnered with the school(s) that is/are doing business with the school(s) through a management or services agreement, please identify only the name of the organization, your position in the organization, and the relationship between such organization and the school(s). If there was no financial interest, write **None**.

Organization conducting business with the school(s)	Nature of business conducted	Approximate value of the business conducted	Name of Trustee and/or immediate family member of household holding an interest in the organization conducting business with the school(s) and the nature of the interest	Steps Taken to Avoid Conflict of Interest
<i>Please write "None" if applicable. Do not leave this space blank.</i>				
NONE				

Katya Levitan-Reiner
Signature

07/26/17
Date

Please note that this document is considered a public record and as such may be made available to members of the public upon request under the Freedom of Information Law. Personal contact information provided below will be redacted.

Business Telephone: _____

Business Address: _____

E-mail Address: [REDACTED]

Home Telephone:
[REDACTED] _____

Home Address: [REDACTED] [REDACTED]

Disclosure of Financial Interest by a Current or Proposed Charter School Education Corporation Trustee

Trustee Name:

Stephanie Mauterstock

Name of Charter School Education Corporation (for an unmerged school, this is the Charter School Name):

Ascend Charter Schools Education Corporation

1. List all positions held on the education corporation board (e.g., president, treasurer, parent representative).

Board Chair

2. Is the trustee an employee of any school operated by the Education Corporation?
 Yes No

If Yes, for each school, please provide a description of the position(s) you hold, your responsibilities, your salary and your start date.

3. Is the trustee an employee or agent of the management company or institutional partner of the charter school(s) governed by the Education Corporation?

Yes No

If Yes, for each school, please provide a description of the position(s) you hold, your responsibilities, your salary and your start date.

4. Identify each interest/transaction (and provide the requested information) that you or any of your immediate family members or any persons who live with you in your house have held or engaged in with the charter school(s) governed by the Education Corporation during the time you have served on the board, and in the six-month period prior to such service. If there has been no such financial interest or transaction, write **None**. Please note that if you answered **Yes** to Questions 2-4 above, you need not disclose again your employment status, salary, etc.

Date(s)	Nature of Financial Interest/Transaction	Steps taken to avoid a conflict of interest, (e.g., did not vote, did not participate in discussion)	Name of person holding interest or engaging in transaction and relationship to yourself
None	<i>Please write "None" if applicable. Do not leave this space blank.</i>		

--	--	--	--

5. Identify each individual, business, corporation, union association, firm, partnership, committee proprietorship, franchise holding company, joint stock company, business or real estate trust, non-profit organization, or other organization or group of people doing business with the school(s) governed by the Education Corporation **and** in which such entity, during the time of your tenure as a trustee, you and/or your immediate family member(s) or person(s) living in your house had a financial interest or other relationship. If you are a member, director, officer or employee of an organization formally partnered with the school(s) that is/are doing business with the school(s) through a management or services agreement, please identify only the name of the organization, your position in the organization, and the relationship between such organization and the school(s). If there was no financial interest, write **None**.

Organization conducting business with the school(s)	Nature of business conducted	Approximate value of the business conducted	Name of Trustee and/or immediate family member of household holding an interest in the organization conducting business with the school(s) and the nature of the interest	Steps Taken to Avoid Conflict of Interest
<p>None <i>Please write "None" if applicable. Do not leave this space blank.</i></p>				

Signature 

Date 7/27/17

Please note that this document is considered a public record and as such, may be made available to members of the public upon request under the Freedom of Information Law. Personal contact information provided below will be redacted.

Business Telephone:

Business Address:

E-mail Address:

Home Telephone:

Home Address:



Disclosure of Financial Interest by a Current or Proposed Charter School Education Corporation Trustee

Trustee Name:

Christine Schlendorf

Name of Charter School Education Corporation (for an unmerged school, this is the Charter School Name):

Ascend Charter Schools

1. List all positions held on the education corporation board (e.g., president, treasurer, parent representative). Board member

2. Is the trustee an employee of any school operated by the Education Corporation?
 Yes No

If **Yes**, for each school, please provide a description of the position(s) you hold, your responsibilities, your salary and your start date.

3. Is the trustee an employee or agent of the management company or institutional partner of the charter school(s) governed by the Education Corporation?
 Yes No

If **Yes**, for each school, please provide a description of the position(s) you hold, your responsibilities, your salary and your start date.


4. Identify each interest/transaction (and provide the requested information) that you or any of your immediate family members or any persons who live with you in your house have held or engaged in with the charter school(s) governed by the Education Corporation during the time you have served on the board, and in the six-month period prior to such service. If there has been no such financial interest or transaction, write **None**. Please note that if you answered **Yes** to Questions 2-4 above, you need not disclose again your employment status, salary, etc.

Date(s)	Nature of Financial Interest/Transaction	Steps taken to avoid a conflict of interest, (e.g., did not vote, did not participate in discussion)	Name of person holding interest or engaging in transaction and relationship to yourself
None	None	None	None

--	--	--	--

5. Identify each individual, business, corporation, union association, firm, partnership, committee proprietorship, franchise holding company, joint stock company, business or real estate trust, non-profit organization, or other organization or group of people doing business with the school(s) governed by the Education Corporation **and** in which such entity, during the time of your tenure as a trustee, you and/or your immediate family member(s) or person(s) living in your house had a financial interest or other relationship. If you are a member, director, officer or employee of an organization formally partnered with the school(s) that is/are doing business with the school(s) through a management or services agreement, please identify only the name of the organization, your position in the organization, and the relationship between such organization and the school(s). If there was no financial interest, write **None**.

Organization conducting business with the school(s)	Nature of business conducted	Approximate value of the business conducted	Name of Trustee and/or immediate family member of household holding an interest in the organization conducting business with the school(s) and the nature of the interest	Steps Taken to Avoid Conflict of Interest
None	None	None	None	None


 Signature _____ Date 7/24/2017

Please note that this document is considered a public record and as such, may be made available to members of the public upon request under the Freedom of Information Law. Personal contact information provided below will be redacted.

Business Telephone: _____

Business Address: _____

E-mail Address: _____

Home Telephone: _____

Home Address: _____

Disclosure of Financial Interest by a Current or Proposed Charter School Education Corporation Trustee

Trustee Name: **Oral Walcott**

Name of Charter School Education Corporation (for an unmerged school, this is the Charter School Name):

Ascend Charter Schools

1. List all positions held on the education corporation board (e.g., president, treasurer, parent representative).

Trustee, parent representative

2. Is the trustee an employee of any school operated by the Education Corporation?

___ **Yes** **X** **No**

If **Yes**, for each school, please provide a description of the position(s) you hold, your responsibilities, your salary and your start date.

3. Is the trustee an employee or agent of the management company or institutional partner of the charter school(s) governed by the Education Corporation?

___ **Yes** **X** **No**


If **Yes**, for each school, please provide a description of the position(s) you hold, your responsibilities, your salary and your start date.

4. Identify each interest/transaction (and provide the requested information) that you or any of your immediate family members or any persons who live with you in your house have held or engaged in with the charter school(s) governed by the Education Corporation during the time you have served on the board, and in the six-month period prior to such service. If there has been no such financial interest or transaction, write **None**. Please note that if you answered **Yes** to Questions 2-4 above, you need not disclose again your employment status, salary, etc.

Date(s)	Nature of Financial Interest/Transaction	Steps taken to avoid a conflict of interest, (e.g., did not vote, did not participate in discussion)	Name of person holding interest or engaging in transaction and relationship to yourself
NONE	NONE	NONE	NONE

5. Identify each individual, business, corporation, union association, firm, partnership, committee proprietorship, franchise holding company, joint stock company, business or real estate trust, non-profit organization, or other organization or group of people doing business with the school(s) governed by the Education Corporation **and** in which such entity, during the time of your tenure as a trustee, you and/or your immediate family member(s) or person(s) living in your house had a financial interest or other relationship. If you are a member, director, officer or employee of an organization formally partnered with the school(s) that is/are doing business with the school(s) through a management or services agreement, please identify only the name of the organization, your position in the organization, and the relationship between such organization and the school(s). If there was no financial interest, write **None**.

Organization conducting business with the school(s)	Nature of business conducted	Approximate value of the business conducted	Name of Trustee and/or immediate family member of household holding an interest in the organization conducting business with the school(s) and the nature of the interest	Steps Taken to Avoid Conflict of Interest
NONE	NONE	NONE	NONE	N/A



Signature

July 27, 2017

Date

Please note that this document is considered a public record and as such, may be made available to members of the public upon request under the Freedom of Information Law. Personal contact information provided below will be redacted.

Business Telephone: _____

Business Address: _____

E-mail Address: _____

Home Telephone: _____

Home Address: _____

Disclosure of Financial Interest by a Current or Proposed Charter School Education Corporation Trustee

Trustee Name:

Kwaku Andoh

Name of Charter School Education Corporation (for an unmerged school, this is the Charter School Name):

Ascend Charter Schools

1. List all positions held on the education corporation board (e.g., president, treasurer, parent representative).

2. Is the trustee an employee of any school operated by the Education Corporation?
 Yes **No**

If **Yes**, for each school, please provide a description of the position(s) you hold, your responsibilities, your salary and your start date.

3. Is the trustee an employee or agent of the management company or institutional partner of the charter school(s) governed by the Education Corporation?
 Yes **No**

If **Yes**, for each school, please provide a description of the position(s) you hold, your responsibilities, your salary and your start date.

4. Identify each interest/transaction (and provide the requested information) that you or any of your immediate family members or any persons who live with you in your house have held or engaged in with the charter school(s) governed by the Education Corporation during the time you have served on the board, and in the six-month period prior to such service. If there has been no such financial interest or transaction, write **None**. Please note that if you answered **Yes** to Questions 2-4 above, you need not disclose again your employment status, salary, etc.

Date(s)	Nature of Financial Interest/Transaction	Steps taken to avoid a conflict of interest, (e.g., did not vote, did not participate in discussion)	Name of person holding interest or engaging in transaction and relationship to yourself
NONE	NONE	NONE	NONE

5. Identify each individual, business, corporation, union association, firm, partnership, committee proprietorship, franchise holding company, joint stock company, business or real estate trust, non-profit organization, or other organization or group of people doing business with the school(s) governed by the Education Corporation **and** in which such entity, during the time of your tenure as a trustee, you and/or your immediate family member(s) or person(s) living in your house had a financial interest or other relationship. If you are a member, director, officer or employee of an organization formally partnered with the school(s) that is/are doing business with the school(s) through a management or services agreement, please identify only the name of the organization, your position in the organization, and the relationship between such organization and the school(s). If there was no financial interest, write **None**.

Organization conducting business with the school(s)	Nature of business conducted	Approximate value of the business conducted	Name of Trustee and/or immediate family member of household holding an interest in the organization conducting business with the school(s) and the nature of the interest	Steps Taken to Avoid Conflict of Interest
NONE	NONE	NONE	NONE	NONE


(Completed with permission on behalf of Kwaku Andoh, who is traveling out of the country, by Dylan Schaffer, Planning and External Affairs Manager at Ascend Learning.)


Signature 


Date 7/24/17


Please note that this document is considered a public record and as such, may be made available to members of the public upon request under the Freedom of Information Law. Personal contact information provided below will be redacted.

Business Telephone: 

Business Address: 

E-mail Address: 

Home Telephone: 

Home Address: 



Entry 9 BOT Table

Last updated: 07/31/2017

(tab across or use scroll bar at bottom of table)

1. Current Board Member Information

	Trustee Name	Email Addresses	Position on the Board	Committee Affiliations	Voting Member Per By Laws? (Y/N)	Area of Expertise, and/or Additional Role at School (parent, staff member, etc.)	Number of Terms Served and Length of Each (Include election date and term expiration)	Number of Board Mtgs Attended during 2016-17?
1	Stephanie Mauterstock	[REDACTED]	Chair/ Board President	Executive, Finance, Nominating	Yes	education	07/2016 08/2017	9
2	Kathleen Quirk	[REDACTED]	Vice Chair/ Vice President	Executive, Academic, Hiring	Yes	education	07/2016 08/2017	12
3	Amanda Craft	[REDACTED]	Secretary	Executive, Academic, Hiring	Yes	human resources	07/2016 08/2017	11
4	Katya Levitan Reiner	[REDACTED]	Treasurer	Executive, Finance, Nominating	Yes	education	07/2016 08/2017	9
		[REDACTED]	Trustee				07/201	

5	Kwaku Andoh	[REDACTED]	e/Member	Academic	Yes	finance, law	6 08/2017	8
6	Christine Schlenndorf	[REDACTED]	Trustee/Member	Finance	Yes	facilities, real estate	07/2016 08/2017	5 or less
7	Oral Walcott	[REDACTED]	Trustee/Member	Executive, Hiring, Nominating	Yes	parent, community relations	07/2016 08/2017	10
8								
9								
10								
11								
12								
13								
14								
15								
16								
17								
18								
19								
20								

2. Total Number of Members on June 30, 2016 7

3. Total Number of Members Joining the Board 2016-17 School Year 0

- | | |
|--|----|
| 4. Total Number of Members
Departing the Board during the
2016-17 School Year | 0 |
| 5. Number of Voting Members
2016-17, as set by the by-laws,
resolution or minutes | 7 |
| 6. Number of Board Meetings
Conducted in the 2016-17 School
Year | 13 |
| 7. Number of Board Meetings
Scheduled for the 2017-18
School Year | 12 |

Thank you.



Entry 11 Enrollment and Retention of Special Populations

Last updated: 07/31/2017

Instructions for Reporting Enrollment and Retention Strategies

Describe the efforts the charter school has made in 2016 2017 toward meeting targets to attract and retain enrollment of students with disabilities, English language learners, and students who are economically disadvantaged. In addition, describe the school’s plans for meeting or making progress toward meeting its enrollment and retention targets in 2017 2018.

Recruitment/Attraction Efforts Toward Meeting Targets

	Describe Efforts Toward Meeting Recruitment Targets 2016 17)	Describe Plans Toward Meeting Recruitment Targets 2017 18)
	<p>Ascend Public Charter Schools is committed to serving all students, regardless of disabilities, English language learner (ELL) status, or economic disadvantage. Communication with potential applicants and with current families remains an important priority for recruitment and retention. Ascend Public Charter Schools maintains an engaging website where families can learn about Ascend Public Charter School’s mission and core values and gain more information about curriculum and school culture.</p> <p>Ascend Public Charter Schools will continue working to attract and recruit English language learners and other special populations, in numbers comparable to the host district in which the school resides, and the schools will ensure that such students are welcomed warmly and served effectively.</p> <p>To ensure that educationally disadvantaged children and their families, including students with special needs and English language learners, are aware of the opportunity to enroll in Ascend Public Charter</p>	<p>For the 1718 school year, we will continue to implement our current recruitment strategies and enhance them, to ensure that these populations make up a significant portion of our applications.</p> <p>Ascend Public Charter Schools is committed to serving all students, regardless of disabilities, English language learner (ELL) status, or economic disadvantage. Communication with potential applicants and with current families remains an important priority for recruitment and retention. Ascend Public Charter Schools maintains an engaging website where families can learn about Ascend Public Charter School’s mission and core values and gain more information about curriculum and school culture.</p> <p>Ascend Public Charter Schools will continue working to attract and recruit English language learners and other special populations, in numbers comparable to the host district in which the school resides, and the schools will ensure that such students are welcomed warmly and served effectively.</p> <p>To ensure that educationally disadvantaged children and their families, including students with special needs and English language</p>

Economically Disadvantaged

Schools, Ascend Public Charter Schools will conduct a rigorous recruitment campaign throughout Brooklyn. Marketing materials translated into Spanish, French and Haitian Creole will emphasize that the schools are tuition free public schools of choice that welcome and serve all children. Ascend Public Charter Schools imposes no admissions preconditions or requirements. Families are encouraged but never required to attend meetings or information sessions, adhere to the school's mission or philosophy, or sign any agreements or contracts imposing responsibilities or commitments, such as reviewing homework or volunteering for the school.

Staff will visit neighborhood feeder schools (pre schools, including Head Start facilities and elementary schools) that serve high populations of students who are learning English as a second language and who have special education needs. The network recruitment team and staff will also recruit students by reaching out to doctors' offices, churches, grocery stores, restaurants, early intervention service providers and agencies, and diverse community organizations, including those that serve children with disabilities and English language learners.

learners, are aware of the opportunity to enroll in Ascend Public Charter Schools, Ascend Public Charter Schools will conduct a rigorous recruitment campaign throughout Brooklyn. Marketing materials translated into Spanish, French and Haitian Creole will emphasize that the schools are tuition free public schools of choice that welcome and serve all children. Ascend Public Charter Schools imposes no admissions preconditions or requirements. Families are encouraged but never required to attend meetings or information sessions, adhere to the school's mission or philosophy, or sign any agreements or contracts imposing responsibilities or commitments, such as reviewing homework or volunteering for the school.

Staff will visit neighborhood feeder schools (pre schools, including Head Start facilities and elementary schools) that serve high populations of students who are learning English as a second language and who have special education needs. The network recruitment team and staff will also recruit students by reaching out to doctors' offices, churches, grocery stores, restaurants, early intervention service providers and agencies, and diverse community organizations, including those that serve children with disabilities and English language learners.

Ascend Public Charter Schools is committed to serving all students, regardless of disabilities, English language learner (ELL) status, or economic disadvantage. Communication with potential applicants and with current families remains an important priority for recruitment and retention. Ascend Public Charter Schools maintains an engaging website where families can learn about Ascend Public Charter School's mission and core values and gain more information about curriculum and school culture.

For the 1718 school year, we will continue to implement our current recruitment strategies and enhance them, to ensure that these populations make up a significant portion of our applications.

Ascend Public Charter Schools is committed to serving all students, regardless of disabilities, English language learner (ELL) status, or economic disadvantage. Communication with potential applicants and with current families remains an important priority for recruitment and retention. Ascend Public Charter Schools maintains an engaging website where families can learn about Ascend Public Charter School's mission and core values and gain more information

English
Language
Learners

Ascend Public Charter Schools will continue working to attract and recruit English language learners and other special populations, in numbers comparable to the host district in which the school resides, and the schools will ensure that such students are welcomed warmly and served effectively.

To ensure that educationally disadvantaged children and their families, including students with special needs and English language learners, are aware of the opportunity to enroll in Ascend Public Charter Schools, Ascend Public Charter Schools will conduct a rigorous recruitment campaign throughout Brooklyn. Marketing materials translated into Spanish, French and Haitian Creole will emphasize that the schools are tuition free public schools of choice that welcome and serve all children. Ascend Public Charter Schools imposes no admissions preconditions or requirements. Families are encouraged but never required to attend meetings or information sessions, adhere to the school's mission or philosophy, or sign any agreements or contracts imposing responsibilities or commitments, such as reviewing homework or volunteering for the school.

Staff will visit neighborhood feeder schools (pre schools, including Head Start facilities and elementary schools) that serve high populations of students who are learning English as a second language and who have special education needs. The network recruitment team and staff will also recruit students by reaching out to doctors' offices, churches, grocery stores, restaurants, early intervention service providers and agencies, and diverse community organizations, including those that serve children with disabilities and English language learners.

about curriculum and school culture.

Ascend Public Charter Schools will continue working to attract and recruit English language learners and other special populations, in numbers comparable to the host district in which the school resides, and the schools will ensure that such students are welcomed warmly and served effectively.

To ensure that educationally disadvantaged children and their families, including students with special needs and English language learners, are aware of the opportunity to enroll in Ascend Public Charter Schools, Ascend Public Charter Schools will conduct a rigorous recruitment campaign throughout Brooklyn. Marketing materials translated into Spanish, French and Haitian Creole will emphasize that the schools are tuition free public schools of choice that welcome and serve all children. Ascend Public Charter Schools imposes no admissions preconditions or requirements. Families are encouraged but never required to attend meetings or information sessions, adhere to the school's mission or philosophy, or sign any agreements or contracts imposing responsibilities or commitments, such as reviewing homework or volunteering for the school.

Staff will visit neighborhood feeder schools (pre schools, including Head Start facilities and elementary schools) that serve high populations of students who are learning English as a second language and who have special education needs. The network recruitment team and staff will also recruit students by reaching out to doctors' offices, churches, grocery stores, restaurants, early intervention service providers and agencies, and diverse community organizations, including those that serve children with disabilities and English language learners.

For the 1718 school year, we will continue to implement our current recruitment strategies and enhance them, to ensure that these populations make up a significant portion of our applications.

Students with Disabilities

Ascend Public Charter Schools is committed to serving all students, regardless of disabilities, English language learner (ELL) status, or economic disadvantage. Communication with potential applicants and with current families remains an important priority for recruitment and retention. Ascend Public Charter Schools maintains an engaging website where families can learn about Ascend Public Charter School's mission and core values and gain more information about curriculum and school culture.

Ascend Public Charter Schools will continue working to attract and recruit English language learners and other special populations, in numbers comparable to the host district in which the school resides, and the schools will ensure that such students are welcomed warmly and served effectively.

To ensure that educationally disadvantaged children and their families, including students with special needs and English language learners, are aware of the opportunity to enroll in Ascend Public Charter Schools, Ascend Public Charter Schools will conduct a rigorous recruitment campaign throughout Brooklyn. Marketing materials translated into Spanish, French and Haitian Creole will emphasize that the schools are tuition free public schools of choice that welcome and serve all children. Ascend Public Charter Schools imposes no admissions preconditions or requirements. Families are encouraged but never required to attend meetings or information sessions, adhere to the school's mission or philosophy, or sign any agreements or contracts imposing responsibilities or commitments, such as reviewing homework or volunteering for the school.

Staff will visit neighborhood feeder schools (pre schools, including Head Start facilities and elementary schools) that serve high populations of students who are learning English as a second language and who have special education needs. The network recruitment team and staff will also recruit students by reaching out to doctors' offices, churches, grocery stores, restaurants, early intervention service providers and agencies,

Ascend Public Charter Schools is committed to serving all students, regardless of disabilities, English language learner (ELL) status, or economic disadvantage. Communication with potential applicants and with current families remains an important priority for recruitment and retention. Ascend Public Charter Schools maintains an engaging website where families can learn about Ascend Public Charter School's mission and core values and gain more information about curriculum and school culture.

Ascend Public Charter Schools will continue working to attract and recruit English language learners and other special populations, in numbers comparable to the host district in which the school resides, and the schools will ensure that such students are welcomed warmly and served effectively.

To ensure that educationally disadvantaged children and their families, including students with special needs and English language learners, are aware of the opportunity to enroll in Ascend Public Charter Schools, Ascend Public Charter Schools will conduct a rigorous recruitment campaign throughout Brooklyn. Marketing materials translated into Spanish, French and Haitian Creole will emphasize that the schools are tuition free public schools of choice that welcome and serve all children. Ascend Public Charter Schools imposes no admissions preconditions or requirements. Families are encouraged but never required to attend meetings or information sessions, adhere to the school's mission or philosophy, or sign any agreements or contracts imposing responsibilities or commitments, such as reviewing homework or volunteering for the school.

Staff will visit neighborhood feeder schools (pre schools, including Head Start facilities and elementary schools) that serve high populations of students who are learning English as a second language and who have special education needs. The network recruitment team and staff will also recruit students by reaching out to doctors' offices,

and diverse community organizations, including those that serve children with disabilities and English language learners.

churches, grocery stores, restaurants, early intervention service providers and agencies, and diverse community organizations, including those that serve children with disabilities and English language learners.

Retention Efforts Toward Meeting Targets

	Describe Efforts Toward Meeting Retention Targets 2016 17)	Describe Plans Toward Meeting Retention Targets 2017 18)
Economically Disadvantaged	<p>Ascend Public Charter Schools continues to provide a comprehensive model for educating students in need of special services, which is a major cause of Ascend Public Charter School’s consistently high retention rates for those populations. Ascend Public Charter School’s most important assets for retaining students from these populations are the continued use of robust programs for at risk populations, the capable staff that support these programs, and the school’s strong reputation among families and stakeholders.</p> <p>Further, the intervention and supports available as part of our educational model will result in strong student retention rates for these special populations.</p> <p>Ascend Public Charter Schools is committed to creating an inclusive and integrated space for all students, and we have developed systems and procedures that target and support students with academic, emotional, and behavioral challenges. Our goal is to ensure that students with challenges are educated alongside their typically developing peers. Through our intervention programming, students who might otherwise be identified as requiring an Individualized Education Plan (IEP) are able to have their needs met without one.</p>	<p>Ascend Public Charter Schools continues to provide a comprehensive model for educating students in need of special services, which is a major cause of Ascend Public Charter School’s consistently high retention rates for those populations. Ascend Public Charter School’s most important assets for retaining students from these populations are the continued use of robust programs for at risk populations, the capable staff that support these programs, and the school’s strong reputation among families and stakeholders.</p> <p>Further, the intervention and supports available as part of our educational model will result in strong student retention rates for these special populations.</p> <p>Ascend Public Charter Schools is committed to creating an inclusive and integrated space for all students, and we have developed systems and procedures that target and support students with academic, emotional, and behavioral challenges. Our goal is to ensure that students with challenges are educated alongside their typically developing peers. Through our intervention programming, students who might otherwise be identified as requiring an Individualized Education Plan (IEP) are able to have their needs met without one.</p>
	<p>Ascend Public Charter Schools continues to provide a comprehensive model for educating students in need of special services, which is a major cause of Ascend Public Charter School’s consistently high retention rates for those populations. Ascend</p>	<p>Ascend Public Charter Schools continues to provide a comprehensive model for educating students in need of special services, which is a major cause of Ascend Public Charter School’s consistently high retention rates for those populations. Ascend</p>

English
Language
Learners

Public Charter School's most important assets for retaining students from these populations are the continued use of robust programs for at risk populations, the capable staff that support these programs, and the school's strong reputation among families and stakeholders.

Further, the intervention and supports available as part of our educational model will result in strong student retention rates for these special populations.

Ascend Public Charter Schools is committed to creating an inclusive and integrated space for all students, and we have developed systems and procedures that target and support students with academic, emotional, and behavioral challenges. Our goal is to ensure that students with challenges are educated alongside their typically developing peers. Through our intervention programming, students who might otherwise be identified as requiring an Individualized Education Plan (IEP) are able to have their needs met without one.

Public Charter School's most important assets for retaining students from these populations are the continued use of robust programs for at risk populations, the capable staff that support these programs, and the school's strong reputation among families and stakeholders.

Further, the intervention and supports available as part of our educational model will result in strong student retention rates for these special populations.

Ascend Public Charter Schools is committed to creating an inclusive and integrated space for all students, and we have developed systems and procedures that target and support students with academic, emotional, and behavioral challenges. Our goal is to ensure that students with challenges are educated alongside their typically developing peers. Through our intervention programming, students who might otherwise be identified as requiring an Individualized Education Plan (IEP) are able to have their needs met without one.

Students
with
Disabilities

Ascend Public Charter Schools continues to provide a comprehensive model for educating students in need of special services, which is a major cause of Ascend Public Charter School's consistently high retention rates for those populations. Ascend Public Charter School's most important assets for retaining students from these populations are the continued use of robust programs for at risk populations, the capable staff that support these programs, and the school's strong reputation among families and stakeholders.

Further, the intervention and supports available as part of our educational model will result in strong student retention rates for these special populations.

Ascend Public Charter Schools is committed to creating an inclusive and integrated space for all students, and we have developed systems and procedures that target and support students with academic, emotional, and behavioral challenges. Our goal is to ensure that students with challenges are

Ascend Public Charter Schools continues to provide a comprehensive model for educating students in need of special services, which is a major cause of Ascend Public Charter School's consistently high retention rates for those populations. Ascend Public Charter School's most important assets for retaining students from these populations are the continued use of robust programs for at risk populations, the capable staff that support these programs, and the school's strong reputation among families and stakeholders.

Further, the intervention and supports available as part of our educational model will result in strong student retention rates for these special populations.

Ascend Public Charter Schools is committed to creating an inclusive and integrated space for all students, and we have developed systems and procedures that target and support students with academic, emotional, and behavioral challenges. Our goal is to ensure that students with challenges are

educated alongside their typically developing peers. Through our intervention programming, students who might otherwise be identified as requiring an Individualized Education Plan (IEP) are able to have their needs met without one.

educated alongside their typically developing peers. Through our intervention programming, students who might otherwise be identified as requiring an Individualized Education Plan (IEP) are able to have their needs met without one.



Entry 12 Classroom Teacher and Administrator Attrition

Last updated: 08/01/2017

Report changes in teacher and administrator staffing.

Instructions for completing the Classroom Teacher and Administrator Attrition Tables

Charter schools must complete the two tables named 2016-2017 Classroom Teacher and Administrator Attrition to report changes in teacher and administrator staffing in 2016-2017. Please provide the full time equivalent (FTE) of staff on June 30, 2016; the FTE for any departed staff from July 1, 2016 through June 30, 2017; the FTE for added staff from July 1, 2016 through June 30, 2017; and the FTE of staff added in newly created positions from July 1, 2016 through June 30, 2017 using the two tables provided.

Classroom Teacher Attrition Table

	FTE Classroom Teachers on June 30, 2016	FTE Classroom Teachers Departed 7/1/16 6/30/17	FTE Classroom Teachers Filling Vacant Positions 7/1/16 6/30/17	FTE Classroom Teachers Added in New Positions 7/1/16 6/30/17	FTE of Classroom Teachers on June 30, 2017
	19	12	5	6	25

Administrator Position Attrition Table

	FTE Administrative Positions on June 30, 2016	FTE Administrators Departed 7/1/16 6/30/17	FTE Administrators Filling Vacant Positions 7/1/16 6/30/17	FTE Administrators Added in New Positions 7/1/16 6/30/17	FTE Administrative Positions on June 30, 2017
	8	2	2	7	15

Thank you

Central Brooklyn Ascend Lower School

School Year Calendar 2017-2018

August 21	Kindergarten Orientation (6:00 – 7:30 PM)
August 22	First Grade Orientation (6:00 – 7:30 PM)
August 23	Second Grade Orientation (6:00 – 7:30 PM)
August 28	Third Grade Orientation (6:00 – 7:30 PM)
August 29	Fourth Grade Orientation (6:00 -7:30 PM)
September 5-6	Scholar Orientation; grades KG and 4 only (1:00 pm dismissal)
September 7-8	All scholars in attendance (1:00 pm dismissal)
September 11	Full-length school day begins
September 18	Busing begins
October 9	No school
October 27	No scholars; Professional Development #1
November 6	No scholars; Professional Development #2
November 10	No scholars; Professional Development #3
November 16-17	Progress Report Conferences (1:00 pm dismissal for scholars)
November 22-24	No school
December 22-January 1	No school
January 12	No scholars; Professional Development #4
January 15	No school
January 26	No scholars; Professional Development #5 (End of Term 1)
February 19-23	No school
April 11-13	Grades 3-8 English State Exam
April 19-20	Progress Report Conferences (1:00 pm dismissal for scholars)
May 1-3	Grades 3-8 Math State Exam
May 14-18	No school
May 28	No school
June 4	Grades 4, 8 Science State Exam
June 21	Last day for scholars (1:00 pm dismissal for scholars)
June 22	Last day for teachers