



Entry 1 School Information

Created: 07/14/2016

Last updated: 07/29/2016

Please be advised that you will need to complete this cover page (including signatures) before all of the other tasks assigned to you by your authorizer are visible on your task page. While completing this task, please ensure that you select the correct authorizer or you may not be assigned the correct tasks.

Page 1

a. SCHOOL NAME AND BEDS#

(Select name from the drop down menu)

COMMUNITY PARTNERSHIP CS (SUNY TRUSTEES) 331300860810

b. CHARTER AUTHORIZER

(For technical reasons, please re-select authorizer name from the drop down menu).

SUNY-Authorized Charter School

c. DISTRICT / CSD OF LOCATION

NYC CSD 13

d1. SCHOOL INFORMATION

	PRIMARY ADDRESS	PHONE NUMBER	FAX NUMBER	EMAIL ADDRESS
	241 Emerson Place Brooklyn NY, 11205	718-399-3824	718-399-2149	[REDACTED]

d2. PHONE CONTACT NUMBER FOR AFTER HOURS EMERGENCIES

Contact Name	Jubilee Mosley
Title	Lower School Principal

Emergency Phone Number (###-###-####)

(No response)

e. SCHOOL WEB ADDRESS (URL)

<http://www.cpcsschool.org/>

f. DATE OF INITIAL CHARTER

01/2000

g. DATE FIRST OPENED FOR INSTRUCTION

08/2000

i. TOTAL ENROLLMENT ON JUNE 30, 2016

441

j. GRADES SERVED IN SCHOOL YEAR 2015-16

Check all that apply

Grades Served

K, 1, 2, 3, 4, 5, 6, 7, 8

k1. DOES THE SCHOOL CONTRACT WITH A CHARTER OR EDUCATIONAL MANAGEMENT ORGANIZATION?

Yes

k2. NAME OF CMO/EMO AND ADDRESS

NAME OF CMO/EMO	Beginning with Children Foundation
PHYSICAL STREET ADDRESS	217 Havemeyer Street 2nd Floor
CITY	Brooklyn

STATE	NY
ZIP CODE	11211
EMAIL ADDRESS	

Page 2

I1. FACILITIES

Does the school maintain or operate multiple sites?







Yes, 2 sites

I2. SCHOOL SITES

Please list the sites where the school will operate for the upcoming school year.

	Physical Address	Phone Number	District/CSD	Grades Served at Site	School at Full Capacity at Site	Facilities Agreement
Site 1 (same as primary site)	241 Emerson Place 3rd Floor, P.S. 270 Brooklyn, NY 11205	718-399-3824	CSD 13	K-4	Yes	DOE space
Site 2	114 Kosciusko St 3rd Floor, P.S. 256 Brooklyn, NY 11216	718-636-3904	CSD 13	5-8	Yes	DOE space
Site 3						

I2a. Please provide the contact information for Site 1.

	Name	Work Phone	Alternate Phone	Email Address
School Leader	Jubilee Mosley			
Operational Leader	Tahira Norton			
Compliance	Natalie Bledman			

Contact				
Complaint Contact	Katie Cunningham			

13. Please provide the contact information for Site 2.

	Name	Work Phone	Alternate Phone	Email Address
School Leader				
Operational Leader	Tahira Norton			
Compliance Contact	Natalie Bledman			
Complaint Contact	Katie Cunningham			

Page 3

n1. Were there any revisions to the school’s charter during the 2015-16 school year? (Please include approved or pending material and non-material charter revisions).

No

o. Name and Position of Individual(s) Who Completed the 2015-16 Annual Report.

Jen Pasek, Consultant

p. Our signatures below attest that all of the information contained herein is truthful and accurate and that this charter school is in compliance with all aspects of its charter, and with all pertinent Federal, State, and local laws, regulations, and rules. We understand that if any information in any part of this report is found to have been deliberately misrepresented, that will constitute grounds for the revocation of our charter. Check **YES if you agree and then use the mouse on your PC or the stylist on your mobile device to sign your name).**


Responses Selected:

Yes

Signature, Head of Charter School

A handwritten signature consisting of a large, stylized 'X' shape.

Signature, President of the Board of Trustees

A handwritten signature consisting of a large, stylized 'X' shape.

Date

(No response)

Thank you.



Entry 2 Link

Last updated: 07/14/2016

Page 1

1. NEW YORK STATE REPORT CARD

Provide a direct URL or web link to the most recent New York State School Report Card for the charter school (See <https://reportcards.nysed.gov/>).

(Charter schools completing year one will not yet have a School Report Card or link to one. Please type "URL is not available" in the space provided).

<http://data.nysed.gov/profile.php?instid=800000045417>



Entry 4 Expenditures per Child

Created: 07/27/2016

Last updated: 07/29/2016

Page 1

Financial Information

This information is required of ALL charter schools. Provide the following measures of fiscal performance of the charter school in Appendix B (Total Expenditures and Administrative Expenditures Per Child):

1. Total Expenditures Per Child

To calculate **'Total Expenditures per Child'** take total expenditures (from the unaudited 2015-16 Schedule of Functional Expenses) and divide by the year end FTE student enrollment. (Integers Only. No dollar signs or commas).

Note: *The information on the Schedule of Functional Expenses on pages 41-43 of the Audit Guide can help schools locate the amounts to use in the two per pupil calculations:* <http://www.p12.nysed.gov/psc/AuditGuide.html>

Line 1: Total Expenditures	6324137
Line 2: Year End FTE student enrollment	441
Line 3: Divide Line 1 by Line 2	14340

2. Administrative Expenditures per Child

To calculate **'Administrative Expenditures per Child'** To calculate "Administrative Expenditures per Child" first *add* together the following:

1. Take the relevant portion from the 'personnel services cost' row and the 'management and general' column (from the unaudited 2015-16 Schedule of Functional Expenses)
2. Any contracted administrative/management fee paid to other organizations or corporations
3. Take the total from above and divide it by the year-end FTE enrollment. The relevant portion that

must be included in this calculation is defined as follows:

Administrative Expenditures: Administration and management of the charter school includes the activities and personnel of the offices of the chief school officer, the finance or business offices, school operations personnel, data management and reporting, human resources, technology, etc. It also includes those administrative and management services provided by other organizations or corporations on behalf of the charter school for which the charter school pays a fee or other compensation. Do not include the FTE of personnel whose role is to directly support the instructional program.

Notes:

The information on the Schedule of Functional Expenses on pages 41-43 of the Audit Guide can help schools locate the amounts to use in the two per pupil calculations:

<http://www.p12.nysed.gov/psc/AuditGuide.html>.

Employee benefit costs or expenditures should not be reported in the above calculations.

Line 1: Relevant Personnel Services Cost (Row)	246241
Line 2: Management and General Cost (Column)	288053
Line 3: Sum of Line 1 and Line 2	534294
Line 5: Divide Line 3 by the Year End FTE student enrollment	1211

Thank you.

GENERAL INSTRUCTIONS FOR ANNUAL BUDGET/QUARTERLY REPORT

TEMPLATE TABS


1- GRAY tab contains the Instructions


Instructions	Provides description of tabs and input requirements.
Funding by District	Charter School Tuition Rates


2- BLUE tabs require input of information

1.) Name of School	>Select school name from list. >Enter contact information.
2.) Enrollment	Enter enrollment information for Annual Budget (& Revisions) and Quarterly Actuals. Includes: >Enrollment by Grade >Enrollment by District
3.) Staffing Plan	Enter staffing plan information for Annual Budget (& Revisions) and Quarterly Actuals. Includes: >Full Time Equivalent (FTE), by Position Category, By Quarter
4.) Yearly Budget	Enter Yearly Budget information. Includes: >"Pior Year" column may be completed based upon preliminary data, and adjusted with Annual Audited data when the Quarter 2 Actuals are being submitted. (Note: Quarterly Revenue allocation may be set) >Budgeted Enrollment data and Per Pupil Revenue for the current year are populated based upon input on tab "2.) Enrollment." >Budgeted FTE for current year is populated based upon input on tab "3.) Staffing Plan." >All other sources of revenue >All expenses >Budget Revisions, as necessary and <i>approved</i> by the school's Board of Directors, should be submitted when submitting Quarterly Actuals.
5.) Balance Sheet	Enter Balance Sheet information for EdCorps. Separate schools merged into a primary EdCorp should NOT use this tab. >"Pior Year" column may be completed based upon preliminary data, and adjusted with Annual Audited data when the Quarter 2 Actuals are being submitted.
6.) Quarterly Report	Enter Actual Quarterly Report information . Includes: >Actual Enrollment data and Per Pupil Revenue for the current year are populated based upon input on tab "2.) Enrollment." >Actual FTE for current year is populated based upon input on tab "3.) Staffing Plan." >All other sources of revenue >All expenses
7.) Annual Report Requirement	Complete when submitting Actual Quarter 4.

CELL COLORS & GUIDANCE COMMENTS

 = Enter information into the light BLUE shaded cells.

 = Cells labeled in ORANGE containe guidance regarding the input of information.

 = Cells containing RED triangles in the upper right corner contain "guidance comments" on that particular line item. Please "mouse-over" the triangle to reveal each comment.

Charter Funding Alphabetical By NYS School District
*** (Sum of Charter School Basic Tuition and Supplemental Basic Tuition)**

District Code	School District Name	Final 2015-16 Basic Tuition*	Final 2016-17 Basic Tuition*
----------------------	-----------------------------	-------------------------------------	-------------------------------------



ANNUAL BUDGET & QUARTERLY REPORT TEMPLATE

Community Partnership Charter School

SCHOOL

Name:	Community Partnership Charter School
--------------	--------------------------------------

CONTACT INFORMATION

Contact Name:	Brian Stemmer
Contact Title:	Controller
Contact Email:	[REDACTED]
Contact Phone:	[REDACTED]

REPORT PERIOD

Current Academic Year:	2016-17
Prior Academic Year:	Err:508

ENROLLMENT BY GRADES								
GRADES	K	1	2	3	4	5	6	7
INITIAL BUDGETED ENROLLMENT	50	50	50	50	49	49	49	49
TOTAL ENROLLMENT = 445								

ENROLLMENT BY DISTRICT

	PRIOR YEAR ACTUAL	ANNUAL BUDGET TOTAL DISTRICTS/ENROLLMENT BY QUARTER						
		QUARTER 1		QUARTER 2		QUARTER 3		QUAR
		Original	Revised	Original	Revised	Original	Revised	Original
NUMBER OF SCHOOL DISTRICTS ENROLLED:	0	1	0	1	0	1	0	1
NUMBER OF STUDENTS ENROLLED:	0	445	0	445	0	445	0	445

***NOTE:** If there are NO budget revisions at the time of quarterly submittal leave the 'REVISED' COMPLETELY BLANK. If budget revisions ARE made, the entire "REVISED" budget columns affected quarter(s) must be completed on tabs 2, 3 and 4.

PRIMARY/OTHER	DISTRICT NAME(S)	PRIOR YEAR Err:508	Actual Enrollment	ENROLLMENT BY QUARTER						
				QUARTER 1		QUARTER 2		QUARTER 3		QUAR
				Original Budgeted Enrollment	Revised Budgeted Enrollment	Original Budgeted Enrollment	Revised Budgeted Enrollment	Original Budgeted Enrollment	Revised Budgeted Enrollment	Original Budgeted Enrollment
1 PRIMARY District	NYC CHANCELLOR'S OFFICE			445		445		445		445
2 SECONDARY District	(Select from drop-down list) →									
Other District 3	(Select from drop-down list) →									
Other District 4	(Select from drop-down list) →									
Other District 5	(Select from drop-down list) →									

- Other District 6 (Select from drop-down list) →
- Other District 7 (Select from drop-down list) →
- Other District 8 (Select from drop-down list) →
- Other District 9 (Select from drop-down list) →
- Other District 10 (Select from drop-down list) →
- Other District 11 (Select from drop-down list) →
- Other District 12 (Select from drop-down list) →
- Other District 13 (Select from drop-down list) →
- Other District 14 (Select from drop-down list) →
- Other District 15 (Select from drop-down list) →
- Other District 16 (Select from drop-down list) →
- Other District 17 (Select from drop-down list) →
- Other District 18 (Select from drop-down list) →
- Other District 19 (Select from drop-down list) →
- Other District 20 (Select from drop-down list) →
- Other District 21 (Select from drop-down list) →
- Other District 22 (Select from drop-down list) →
- Other District 23 (Select from drop-down list) →
- Other District 24 (Select from drop-down list) →
- Other District 25 (Select from drop-down list) →
- Other District 26 (Select from drop-down list) →
- Other District 27 (Select from drop-down list) →
- Other District 28 (Select from drop-down list) →
- Other District 29 (Select from drop-down list) →
- Other District 30 (Select from drop-down list) →
- Other District 31 (Select from drop-down list) →
- Other District 32 (Select from drop-down list) →
- Other District 33 (Select from drop-down list) →
- Other District 34 (Select from drop-down list) →
- Other District 35 (Select from drop-down list) →
- Other District 36 (Select from drop-down list) →
- Other District 37 (Select from drop-down list) →
- Other District 38 (Select from drop-down list) →
- Other District 39 (Select from drop-down list) →
- Other District 40 (Select from drop-down list) →
- Other District 41 (Select from drop-down list) →
- Other District 42 (Select from drop-down list) →
- Other District 43 (Select from drop-down list) →
- Other District 44 (Select from drop-down list) →
- Other District 45 (Select from drop-down list) →
- Other District 46 (Select from drop-down list) →
- Other District 47 (Select from drop-down list) →
- Other District 48 (Select from drop-down list) →
- Other District 49 (Select from drop-down list) →
- Other District 50 (Select from drop-down list) →

SCHOOL

8	9	10	11	12
49				

ACTUAL QUARTERLY TOTAL DISTRICTS/ENROLLMENT				
TER 4	QUARTER 1	QUARTER 2	QUARTER 3	QUARTER 4
<i>Revised</i>	Actual	Actual	Actual	Actual
0	0	0	0	0
0	0	0	0	0
Column(s) for the				
ACTUAL ENROLLMENT BY QUARTER				
TER 4	QUARTER 1	QUARTER 2	QUARTER 3	QUARTER 4
<i>Revised Budgeted Enrollment</i>	Actual Enrollment	Actual Enrollment	Actual Enrollment	Actual Enrollment

STAFFING PLAN - F

***NOTE:** Enter the number of FTE positions in the "blue" cells.

***NOTE:** If there are NO budget revisions at the time of quarterly submittal leave blank. If budget revisions ARE made, the entire "REVISED" budget columns for the affected

ADMINISTRATIVE PERSONNEL FTE	PRIOR YEAR Err:508 ACTUAL	ANNUAL BUDGETED FTE				
		Q1		Q2		Q3
		Original	Revised	Original	Revised	Original
Executive Management						
Instructional Management		2.0		2.0		2.0
Deans, Directors & Coordinators		4.0		4.0		4.0
CFO / Director of Finance						
Operation / Business Manager						
Administrative Staff		4.0		4.0		4.0
TOTAL ADMINISTRATIVE STAFF	0.0	10.0	0.0	10.0	0.0	10.0

INSTRUCTIONAL PERSONNEL FTE	PRIOR YEAR Err:508 ACTUAL	ANNUAL BUDGETED FTE				
		Q1		Q2		Q3
		Original	Revised	Original	Revised	Original
Teachers - Regular		31.0		31.0		31.0
Teachers - SPED		15.0		15.0		15.0
Substitute Teachers						
Teaching Assistants		1.0		1.0		1.0
Specialty Teachers		6.0		6.0		6.0
Aides		6.0		6.0		6.0
Therapists & Counselors		2.0		2.0		2.0
Other		10.0		10.0		10.0
TOTAL INSTRUCTIONAL	0.0	71.0	0.0	71.0	0.0	71.0

NON-INSTRUCTIONAL PERSONNEL FTE	PRIOR YEAR Err:508 ACTUAL	ANNUAL BUDGETED FTE				
		Q1		Q2		Q3
		Original	Revised	Original	Revised	Original
Nurse						
Librarian						
Custodian						
Security						
Other		1.5		1.5		1.5
TOTAL NON-INSTRUCTIONAL	0.0	1.5	0.0	1.5	0.0	1.5

TOTAL PERSONNEL SERVICE FTE	0.0	82.5	0.0	82.5	0.0	82.5
------------------------------------	-----	------	-----	------	-----	------

**TNERSHIP CHARTER SCHOOL
2016-17**

FULL TIME EQUIVALENT ("FTE")

***NOTE:** Enter the number of FTE positions in the "blue" cells.

The 'REVISED' Column(s) COMPLETELY BLANK. The quarter(s) must be completed on tabs 2, 3

***NOTE:** Each quarter, the actual FTE should be input.

ADMINISTRATIVE PERSONNEL FTE			
	3	Q4	
	Revised	Original	Revised
Executive Management			
Instructional Management		2.0	
Deans, Directors & Coordinators		4.0	
CFO / Director of Finance			
Operation / Business Manager			
Administrative Staff		4.0	
TOTAL ADMINISTRATIVE STAFF	0.0	10.0	0.0

ACTUAL QUARTERLY FTE			
Q1	Q2	Q3	Q4
Actual	Actual	Actual	Actual
0.0	0.0	0.0	0.0

INSTRUCTIONAL PERSONNEL FTE			
	3	Q4	
	Revised	Original	Revised
Teachers - Regular		31.0	
Teachers - SPED		15.0	
Substitute Teachers			
Teaching Assistants		1.0	
Specialty Teachers		6.0	
Aides		6.0	
Therapists & Counselors		2.0	
Other		10.0	
TOTAL INSTRUCTIONAL	0.0	71.0	0.0

ACTUAL QUARTERLY FTE			
Q1	Q2	Q3	Q4
Actual	Actual	Actual	Actual
0.0	0.0	0.0	0.0

NON-INSTRUCTIONAL PERSONNEL FTE			
	3	Q4	
	Revised	Original	Revised
Nurse			
Librarian			
Custodian			
Security			
Other		1.5	
TOTAL NON-INSTRUCTIONAL	0.0	1.5	0.0

ACTUAL QUARTERLY FTE			
Q1	Q2	Q3	Q4
Actual	Actual	Actual	Actual
0.0	0.0	0.0	0.0

TOTAL PERSONNEL SERVICE FTE	0.0	82.5	0.0
------------------------------------	-----	------	-----

0.0	0.0	0.0	0.0
-----	-----	-----	-----

***NOTE:** Enter the number of FTE positions in the "blue" cells.

***NOTE:** State the assumptions that are being made for personnel FTE levels.

ADMINISTRATIVE PERSONNEL FTE	Description of Assumptions
Executive Management	
Instructional Management	
Deans, Directors & Coordinators	
CFO / Director of Finance	
Operation / Business Manager	
Administrative Staff	
TOTAL ADMINISTRATIVE STAFF	

INSTRUCTIONAL PERSONNEL FTE	Description of Assumptions
Teachers - Regular	
Teachers - SPED	
Substitute Teachers	
Teaching Assistants	
Specialty Teachers	
Aides	
Therapists & Counselors	
Other	
TOTAL INSTRUCTIONAL	

NON-INSTRUCTIONAL PERSONNEL FTE	Description of Assumptions
Nurse	
Librarian	
Custodian	
Security	
Other	
TOTAL NON-INSTRUCTIONAL	

TOTAL PERSONNEL SERVICE FTE	
------------------------------------	--

**COMMUNITY PARTNERSHIP CHARTER SCHOOL
Budget / Operating Plan
2016-17**

Total Revenue	-	#NAME?	#NAME?	#NAME?	#NAME?	#NAME?	#NAME?	#NAME?
Total Expenses	-	1,923,335	#NAME?	#NAME?	1,923,335	#NAME?	#NAME?	1,923,335
Net Income	-	#NAME?	#NAME?	#NAME?	#NAME?	#NAME?	#NAME?	#NAME?
Actual Student Enrollment	-	445	-	-	445	-	-	445

Prior Year Actual	1st Quarter - 7/1 - 9/30			2nd Quarter - 10/1 - 12/31			3rd Quarter
Err:508	Original Budget	Revised Budget	Variance	Original Budget	Revised Budget	Variance	Original Budget

EXPENSES

ADMINISTRATIVE STAFF PERSONNEL COSTS

Avg. No. of Positions

Executive Management	-			#NAME?			#NAME?		
Instructional Management	2.00	71,482		#NAME?	71,482		#NAME?	71,482	
Deans, Directors & Coordinators	4.00	85,198		#NAME?	85,198		#NAME?	85,198	
CFO / Director of Finance	-			#NAME?			#NAME?		
Operation / Business Manager	-			#NAME?			#NAME?		
Administrative Staff	4.00	51,888		#NAME?	51,888		#NAME?	51,888	
TOTAL ADMINISTRATIVE STAFF	10.00	-	208,567	-	#NAME?	208,567	-	#NAME?	208,567

INSTRUCTIONAL PERSONNEL COSTS

Teachers - Regular	31.00	526,354		#NAME?	526,354		#NAME?	526,354	
Teachers - SPED	15.00	250,045		#NAME?	250,045		#NAME?	250,045	
Substitute Teachers	-			#NAME?			#NAME?		
Teaching Assistants	1.00	8,475		#NAME?	8,475		#NAME?	8,475	
Specialty Teachers	6.00	106,149		#NAME?	106,149		#NAME?	106,149	
Aides	6.00	41,731		#NAME?	41,731		#NAME?	41,731	
Therapists & Counselors	2.00	37,468		#NAME?	37,468		#NAME?	37,468	
Other	10.00	47,500		#NAME?	47,500		#NAME?	47,500	
TOTAL INSTRUCTIONAL	71.00	-	1,017,722	-	#NAME?	1,017,722	-	#NAME?	1,017,722

NON-INSTRUCTIONAL PERSONNEL COSTS

Nurse	-			#NAME?			#NAME?		
Librarian	-			#NAME?			#NAME?		
Custodian	-			#NAME?			#NAME?		
Security	-			#NAME?			#NAME?		
Other	1.50	16,750		#NAME?	16,750		#NAME?	16,750	
TOTAL NON-INSTRUCTIONAL	1.50	-	16,750	-	#NAME?	16,750	-	#NAME?	16,750

SUBTOTAL PERSONNEL SERVICE COSTS

82.50	-	1,243,039	-	#NAME?	1,243,039	-	#NAME?	1,243,039
-------	---	-----------	---	--------	-----------	---	--------	-----------

PAYROLL TAXES AND BENEFITS

Payroll Taxes		101,621		#NAME?	101,621		#NAME?	101,621
Fringe / Employee Benefits		174,876		#NAME?	174,876		#NAME?	174,876
Retirement / Pension		32,877		#NAME?	32,877		#NAME?	32,877
TOTAL PAYROLL TAXES AND BENEFITS	-	309,374	-	#NAME?	309,374	-	#NAME?	309,374

TOTAL PERSONNEL SERVICE COSTS

82.50	-	1,552,413	-	#NAME?	1,552,413	-	#NAME?	1,552,413
-------	---	-----------	---	--------	-----------	---	--------	-----------

CONTRACTED SERVICES

Accounting / Audit		5,000		#NAME?	5,000		#NAME?	5,000
Legal		1,250		#NAME?	1,250		#NAME?	1,250
Management Company Fee		186,907		#NAME?	186,907		#NAME?	186,907
Nurse Services				#NAME?			#NAME?	
Food Service / School Lunch				#NAME?			#NAME?	
Payroll Services		2,500		#NAME?	2,500		#NAME?	2,500
Special Ed Services				#NAME?			#NAME?	
Titlement Services (i.e. Title I)				#NAME?			#NAME?	
Other Purchased / Professional / Consulting		14,688		#NAME?	14,688		#NAME?	14,688
TOTAL CONTRACTED SERVICES	-	210,345	-	#NAME?	210,345	-	#NAME?	210,345

		SCHOOL				
Total Revenue		#NAME?	#NAME?	#NAME?	#NAME?	#NAME?
Total Expenses		#NAME?	#NAME?	1,923,335	#NAME?	#NAME?
Net Income		#NAME?	#NAME?	#NAME?	#NAME?	#NAME?
Actual Student Enrollment		-	-	445	-	-
		Quarter - 1/1 - 3/31		4th Quarter - 4/1 - 6/30		
		Revised Budget	Variance	Original Budget	Revised Budget	Variance
EXPENSES						
ADMINISTRATIVE STAFF PERSONNEL COSTS		Avg. No. of Positions				
Executive Management		-	#NAME?			#NAME?
Instructional Management	2.00		#NAME?	71,482		#NAME?
Deans, Directors & Coordinators	4.00		#NAME?	85,198		#NAME?
CFO / Director of Finance	-		#NAME?			#NAME?
Operation / Business Manager	-		#NAME?			#NAME?
Administrative Staff	4.00		#NAME?	51,888		#NAME?
TOTAL ADMINISTRATIVE STAFF	10.00		-	#NAME?	208,567	-
INSTRUCTIONAL PERSONNEL COSTS						
Teachers - Regular	31.00		#NAME?	526,354		#NAME?
Teachers - SPED	15.00		#NAME?	250,045		#NAME?
Substitute Teachers	-		#NAME?			#NAME?
Teaching Assistants	1.00		#NAME?	8,475		#NAME?
Specialty Teachers	6.00		#NAME?	106,149		#NAME?
Aides	6.00		#NAME?	41,731		#NAME?
Therapists & Counselors	2.00		#NAME?	37,468		#NAME?
Other	10.00		#NAME?	47,500		#NAME?
TOTAL INSTRUCTIONAL	71.00		-	#NAME?	1,017,722	-
NON-INSTRUCTIONAL PERSONNEL COSTS						
Nurse	-		#NAME?			#NAME?
Librarian	-		#NAME?			#NAME?
Custodian	-		#NAME?			#NAME?
Security	-		#NAME?			#NAME?
Other	1.50		#NAME?	16,750		#NAME?
TOTAL NON-INSTRUCTIONAL	1.50		-	#NAME?	16,750	-
SUBTOTAL PERSONNEL SERVICE COSTS		82.50		-	#NAME?	1,243,039
PAYROLL TAXES AND BENEFITS						
Payroll Taxes			#NAME?	101,621		#NAME?
Fringe / Employee Benefits			#NAME?	174,876		#NAME?
Retirement / Pension			#NAME?	32,877		#NAME?
TOTAL PAYROLL TAXES AND BENEFITS			-	#NAME?	309,374	-
TOTAL PERSONNEL SERVICE COSTS		82.50		-	#NAME?	1,552,413
CONTRACTED SERVICES						
Accounting / Audit			#NAME?	5,000		#NAME?
Legal			#NAME?	1,250		#NAME?
Management Company Fee			#NAME?	186,907		#NAME?
Nurse Services			#NAME?			#NAME?
Food Service / School Lunch			#NAME?			#NAME?
Payroll Services			#NAME?	2,500		#NAME?
Special Ed Services			#NAME?			#NAME?
Titlement Services (i.e. Title I)			#NAME?			#NAME?
Other Purchased / Professional / Consulting			#NAME?	14,688		#NAME?
TOTAL CONTRACTED SERVICES			-	#NAME?	210,345	-

		SCHOOL				
Total Revenue		#NAME?	#NAME?	#NAME?	#NAME?	#NAME?
Total Expenses		#NAME?	#NAME?	1,923,335	#NAME?	#NAME?
Net Income		#NAME?	#NAME?	#NAME?	#NAME?	#NAME?
Actual Student Enrollment		-	-	445	-	-
		Quarter - 1/1 - 3/31		4th Quarter - 4/1 - 6/30		
		Revised Budget	Variance	Original Budget	Revised Budget	Variance
SCHOOL OPERATIONS						
Board Expenses			#NAME?	313		#NAME?
Classroom / Teaching Supplies & Materials			#NAME?	56,340		#NAME?
Special Ed Supplies & Materials			#NAME?	1,000		#NAME?
Textbooks / Workbooks			#NAME?			#NAME?
Supplies & Materials other			#NAME?			#NAME?
Equipment / Furniture			#NAME?	6,250		#NAME?
Telephone			#NAME?			#NAME?
Technology			#NAME?	10,000		#NAME?
Student Testing & Assessment			#NAME?	7,500		#NAME?
Field Trips			#NAME?	11,250		#NAME?
Transportation (student)			#NAME?			#NAME?
Student Services - other			#NAME?	1,250		#NAME?
Office Expense			#NAME?	6,875		#NAME?
Staff Development			#NAME?	28,750		#NAME?
Staff Recruitment			#NAME?	9,500		#NAME?
Student Recruitment / Marketing			#NAME?	2,625		#NAME?
School Meals / Lunch			#NAME?	2,500		#NAME?
Travel (Staff)			#NAME?	300		#NAME?
Fundraising			#NAME?			#NAME?
Other			#NAME?	1,500		#NAME?
TOTAL SCHOOL OPERATIONS		-	#NAME?	145,953	-	#NAME?
FACILITY OPERATION & MAINTENANCE						
Insurance			#NAME?	12,500		#NAME?
Janitorial			#NAME?	250		#NAME?
Building and Land Rent / Lease / Facility Finance Interest			#NAME?			#NAME?
Repairs & Maintenance			#NAME?	1,875		#NAME?
Equipment / Furniture			#NAME?			#NAME?
Security			#NAME?			#NAME?
Utilities			#NAME?	-		#NAME?
TOTAL FACILITY OPERATION & MAINTENANCE		-	#NAME?	14,625	-	#NAME?
DEPRECIATION & AMORTIZATION						
			#NAME?			#NAME?
RESERVES / CONTINGENCY						
			#NAME?			#NAME?
TOTAL EXPENSES		-	#NAME?	1,923,335	-	#NAME?
NET INCOME		#NAME?	#NAME?	#NAME?	#NAME?	#NAME?

		COMMUNITY PARTNERSHIP C				
		Budget / Operating Plan				
		2016-17				
Total Revenue		#NAME?	#NAME?	#NAME?	#NAME?	#NAME?
Total Expenses		7,693,338	#NAME?	#NAME?	(7,693,338)	#NAME?
Net Income		#NAME?	#NAME?	#NAME?	#NAME?	#NAME?
Actual Student Enrollment		#NAME?	#NAME?	#NAME?	#NAME?	#NAME?
		Total Year			VARIANCE	
		Original Budget	Revised Budget	Variance	Original Budget vs. PY Budget	Revised Budget vs. PY Budget
REVENUE						
REVENUES FROM STATE SOURCES		2016-17				
Per Pupil Revenue		Per Pupil Rate				
NYC CHANCELLOR'S OFFICE	#NAME?	#NAME?	#NAME?	#NAME?	#NAME?	#NAME?
-	#N/A	#N/A	#NAME?	#NAME?	#N/A	#NAME?
-	#N/A	#N/A	#NAME?	#NAME?	#N/A	#NAME?
-	#N/A	#N/A	#NAME?	#NAME?	#N/A	#NAME?
-	#N/A	#N/A	#NAME?	#NAME?	#N/A	#NAME?
-	#N/A	#N/A	#NAME?	#NAME?	#N/A	#NAME?
-	#N/A	#N/A	#NAME?	#NAME?	#N/A	#NAME?
-	#N/A	#N/A	#NAME?	#NAME?	#N/A	#NAME?
-	#N/A	#N/A	#NAME?	#NAME?	#N/A	#NAME?
-	#N/A	#N/A	#NAME?	#NAME?	#N/A	#NAME?
-	#N/A	#N/A	#NAME?	#NAME?	#N/A	#NAME?
-	#N/A	#N/A	#NAME?	#NAME?	#N/A	#NAME?
-	#N/A	#N/A	#NAME?	#NAME?	#N/A	#NAME?
-	#N/A	#N/A	#NAME?	#NAME?	#N/A	#NAME?
-	#N/A	#N/A	#NAME?	#NAME?	#N/A	#NAME?
-	#N/A	#N/A	#NAME?	#NAME?	#N/A	#NAME?
-	#N/A	#N/A	#NAME?	#NAME?	#N/A	#NAME?
-	#N/A	#N/A	#NAME?	#NAME?	#N/A	#NAME?
-	#N/A	#N/A	#NAME?	#NAME?	#N/A	#NAME?
ALL OTHER School Districts: (Weighted Avg)	#N/A	#N/A	#NAME?	#NAME?	#N/A	#NAME?
TOTAL Per Pupil Revenue (Weighted Average Per Pupil Funding)	#NAME?	#NAME?	#NAME?	#NAME?	#NAME?	#NAME?
Special Education Revenue		550,000	#NAME?	#NAME?	550,000	#NAME?
Grants						
Stimulus		-	#NAME?	#NAME?	-	#NAME?
DYCD (Department of Youth and Community Development)		270,000	#NAME?	#NAME?	270,000	#NAME?
Other		-	#NAME?	#NAME?	-	#NAME?
Other		-	#NAME?	#NAME?	-	#NAME?
TOTAL REVENUE FROM STATE SOURCES		#NAME?	#NAME?	#NAME?	#NAME?	#NAME?
REVENUE FROM FEDERAL FUNDING						
IDEA Special Needs		50,000	#NAME?	#NAME?	50,000	#NAME?
Title I		150,000	#NAME?	#NAME?	150,000	#NAME?
Title Funding - Other		10,000	#NAME?	#NAME?	10,000	#NAME?
School Food Service (Free Lunch)		-	#NAME?	#NAME?	-	#NAME?
Grants						
Charter School Program (CSP) Planning & Implementation		-	#NAME?	#NAME?	-	#NAME?
Other		-	#NAME?	#NAME?	-	#NAME?
Other		-	#NAME?	#NAME?	-	#NAME?
TOTAL REVENUE FROM FEDERAL SOURCES		210,000	#NAME?	#NAME?	210,000	#NAME?
LOCAL and OTHER REVENUE						
Contributions and Donations		-	#NAME?	#NAME?	-	#NAME?
Fundraising		-	#NAME?	#NAME?	-	#NAME?
Erate Reimbursement		-	#NAME?	#NAME?	-	#NAME?
Earnings on Investments		-	#NAME?	#NAME?	-	#NAME?
Interest Income		15,000	#NAME?	#NAME?	15,000	#NAME?
Food Service (Income from meals)		-	#NAME?	#NAME?	-	#NAME?
Text Book		-	#NAME?	#NAME?	-	#NAME?
OTHER		124,600	#NAME?	#NAME?	124,600	#NAME?
TOTAL REVENUE FROM LOCAL and OTHER SOURCES		139,600	#NAME?	#NAME?	139,600	#NAME?
TOTAL REVENUE		#NAME?	#NAME?	#NAME?	#NAME?	#NAME?

		COMMUNITY PARTNERSHIP C Budget / Operating Plan 2016-17				
Total Revenue		#NAME?	#NAME?	#NAME?	#NAME?	#NAME?
Total Expenses		7,693,338	#NAME?	#NAME?	(7,693,338)	#NAME?
Net Income		#NAME?	#NAME?	#NAME?	#NAME?	#NAME?
Actual Student Enrollment						
		Total Year			VARIANCE	
		Original Budget	Revised Budget	Variance	Original Budget vs. PY Budget	Revised Budget vs. PY Budget
EXPENSES						
ADMINISTRATIVE STAFF PERSONNEL COSTS		Avg. No. of Positions				
Executive Management		-	-	#NAME?	#NAME?	-
Instructional Management	2.00	285,926	#NAME?	#NAME?	(285,926)	#NAME?
Deans, Directors & Coordinators	4.00	340,792	#NAME?	#NAME?	(340,792)	#NAME?
CFO / Director of Finance		-	-	#NAME?	#NAME?	-
Operation / Business Manager		-	-	#NAME?	#NAME?	-
Administrative Staff	4.00	207,550	#NAME?	#NAME?	(207,550)	#NAME?
TOTAL ADMINISTRATIVE STAFF	10.00	834,268	#NAME?	#NAME?	(834,268)	#NAME?
INSTRUCTIONAL PERSONNEL COSTS						
Teachers - Regular	31.00	2,105,417	#NAME?	#NAME?	(2,105,417)	#NAME?
Teachers - SPED	15.00	1,000,181	#NAME?	#NAME?	(1,000,181)	#NAME?
Substitute Teachers		-	-	#NAME?	#NAME?	-
Teaching Assistants	1.00	33,900	#NAME?	#NAME?	(33,900)	#NAME?
Specialty Teachers	6.00	424,595	#NAME?	#NAME?	(424,595)	#NAME?
Aides	6.00	166,923	#NAME?	#NAME?	(166,923)	#NAME?
Therapists & Counselors	2.00	149,872	#NAME?	#NAME?	(149,872)	#NAME?
Other	10.00	190,000	#NAME?	#NAME?	(190,000)	#NAME?
TOTAL INSTRUCTIONAL	71.00	4,070,888	#NAME?	#NAME?	(4,070,888)	#NAME?
NON-INSTRUCTIONAL PERSONNEL COSTS						
Nurse		-	-	#NAME?	#NAME?	-
Librarian		-	-	#NAME?	#NAME?	-
Custodian		-	-	#NAME?	#NAME?	-
Security		-	-	#NAME?	#NAME?	-
Other	1.50	67,000	#NAME?	#NAME?	(67,000)	#NAME?
TOTAL NON-INSTRUCTIONAL	1.50	67,000	#NAME?	#NAME?	(67,000)	#NAME?
SUBTOTAL PERSONNEL SERVICE COSTS		82.50	4,972,156	#NAME?	#NAME?	(4,972,156)
PAYROLL TAXES AND BENEFITS						
Payroll Taxes		406,483	#NAME?	#NAME?	(406,483)	#NAME?
Fringe / Employee Benefits		699,502	#NAME?	#NAME?	(699,502)	#NAME?
Retirement / Pension		131,509	#NAME?	#NAME?	(131,509)	#NAME?
TOTAL PAYROLL TAXES AND BENEFITS		1,237,494	#NAME?	#NAME?	(1,237,494)	#NAME?
TOTAL PERSONNEL SERVICE COSTS		82.50	6,209,650	#NAME?	#NAME?	(6,209,650)
CONTRACTED SERVICES						
Accounting / Audit		20,000	#NAME?	#NAME?	(20,000)	#NAME?
Legal		5,000	#NAME?	#NAME?	(5,000)	#NAME?
Management Company Fee		747,628	#NAME?	#NAME?	(747,628)	#NAME?
Nurse Services		-	#NAME?	#NAME?	-	#NAME?
Food Service / School Lunch		-	#NAME?	#NAME?	-	#NAME?
Payroll Services		10,000	#NAME?	#NAME?	(10,000)	#NAME?
Special Ed Services		-	#NAME?	#NAME?	-	#NAME?
Titlement Services (i.e. Title I)		-	#NAME?	#NAME?	-	#NAME?
Other Purchased / Professional / Consulting		58,750	#NAME?	#NAME?	(58,750)	#NAME?
TOTAL CONTRACTED SERVICES		841,378	#NAME?	#NAME?	(841,378)	#NAME?

COMMUNITY PARTNERSHIP C					
Budget / Operating Plan					
2016-17					
Total Revenue	#NAME?	#NAME?	#NAME?	#NAME?	#NAME?
Total Expenses	7,693,338	#NAME?	#NAME?	(7,693,338)	#NAME?
Net Income	#NAME?	#NAME?	#NAME?	#NAME?	#NAME?
Actual Student Enrollment	#NAME?	#NAME?	#NAME?	#NAME?	#NAME?
Total Year					
			VARIANCE		
	Original Budget	Revised Budget	Variance	Original Budget vs. PY Budget	Revised Budget vs. PY Budget
SCHOOL OPERATIONS					
Board Expenses	1,250	#NAME?	#NAME?	(1,250)	#NAME?
Classroom / Teaching Supplies & Materials	225,360	#NAME?	#NAME?	(225,360)	#NAME?
Special Ed Supplies & Materials	4,000	#NAME?	#NAME?	(4,000)	#NAME?
Textbooks / Workbooks	-	#NAME?	#NAME?	-	#NAME?
Supplies & Materials other	-	#NAME?	#NAME?	-	#NAME?
Equipment / Furniture	25,000	#NAME?	#NAME?	(25,000)	#NAME?
Telephone	-	#NAME?	#NAME?	-	#NAME?
Technology	40,000	#NAME?	#NAME?	(40,000)	#NAME?
Student Testing & Assessment	30,000	#NAME?	#NAME?	(30,000)	#NAME?
Field Trips	45,000	#NAME?	#NAME?	(45,000)	#NAME?
Transportation (student)	-	#NAME?	#NAME?	-	#NAME?
Student Services - other	5,000	#NAME?	#NAME?	(5,000)	#NAME?
Office Expense	27,500	#NAME?	#NAME?	(27,500)	#NAME?
Staff Development	115,000	#NAME?	#NAME?	(115,000)	#NAME?
Staff Recruitment	38,000	#NAME?	#NAME?	(38,000)	#NAME?
Student Recruitment / Marketing	10,500	#NAME?	#NAME?	(10,500)	#NAME?
School Meals / Lunch	10,000	#NAME?	#NAME?	(10,000)	#NAME?
Travel (Staff)	1,200	#NAME?	#NAME?	(1,200)	#NAME?
Fundraising	-	#NAME?	#NAME?	-	#NAME?
Other	6,000	#NAME?	#NAME?	(6,000)	#NAME?
TOTAL SCHOOL OPERATIONS	583,810	#NAME?	#NAME?	(583,810)	#NAME?
FACILITY OPERATION & MAINTENANCE					
Insurance	50,000	#NAME?	#NAME?	(50,000)	#NAME?
Janitorial	1,000	#NAME?	#NAME?	(1,000)	#NAME?
Building and Land Rent / Lease / Facility Finance Interest	-	#NAME?	#NAME?	-	#NAME?
Repairs & Maintenance	7,500	#NAME?	#NAME?	(7,500)	#NAME?
Equipment / Furniture	-	#NAME?	#NAME?	-	#NAME?
Security	-	#NAME?	#NAME?	-	#NAME?
Utilities	-	#NAME?	#NAME?	-	#NAME?
TOTAL FACILITY OPERATION & MAINTENANCE	58,500	#NAME?	#NAME?	(58,500)	#NAME?
DEPRECIATION & AMORTIZATION	-	#NAME?	#NAME?	-	#NAME?
RESERVES / CONTINGENCY	-	#NAME?	#NAME?	-	#NAME?
TOTAL EXPENSES	7,693,338	#NAME?	#NAME?	(7,693,338)	#NAME?
NET INCOME	#NAME?	#NAME?	#NAME?	#NAME?	#NAME?

CHARTER SCHOOL

Total Revenue
 Total Expenses
 Net Income
 Actual Student Enrollment

DESCRIPTION OF ASSUMPTIONS

EXPENSES

ADMINISTRATIVE STAFF PERSONNEL COSTS	Avg. No. of Positions
Executive Management	-
Instructional Management	2.00
Deans, Directors & Coordinators	4.00
CFO / Director of Finance	-
Operation / Business Manager	-
Administrative Staff	4.00
TOTAL ADMINISTRATIVE STAFF	10.00

INSTRUCTIONAL PERSONNEL COSTS	
Teachers - Regular	31.00
Teachers - SPED	15.00
Substitute Teachers	-
Teaching Assistants	1.00
Specialty Teachers	6.00
Aides	6.00
Therapists & Counselors	2.00
Other	10.00
TOTAL INSTRUCTIONAL	71.00

NON-INSTRUCTIONAL PERSONNEL COSTS	
Nurse	-
Librarian	-
Custodian	-
Security	-
Other	1.50
TOTAL NON-INSTRUCTIONAL	1.50

SUBTOTAL PERSONNEL SERVICE COSTS	82.50
---	--------------

PAYROLL TAXES AND BENEFITS	
Payroll Taxes	
Fringe / Employee Benefits	
Retirement / Pension	
TOTAL PAYROLL TAXES AND BENEFITS	

TOTAL PERSONNEL SERVICE COSTS	82.50
--------------------------------------	--------------

CONTRACTED SERVICES	
Accounting / Audit	
Legal	
Management Company Fee	
Nurse Services	
Food Service / School Lunch	
Payroll Services	
Special Ed Services	
Titelment Services (i.e. Title I)	
Other Purchased / Professional / Consulting	
TOTAL CONTRACTED SERVICES	

CHARTER SCHOOL

Total Revenue
Total Expenses
Net Income
Actual Student Enrollment

DESCRIPTION OF ASSUMPTIONS

SCHOOL OPERATIONS

Board Expenses
Classroom / Teaching Supplies & Materials
Special Ed Supplies & Materials
Textbooks / Workbooks
Supplies & Materials other
Equipment / Furniture
Telephone
Technology
Student Testing & Assessment
Field Trips
Transportation (student)
Student Services - other
Office Expense
Staff Development
Staff Recruitment
Student Recruitment / Marketing
School Meals / Lunch
Travel (Staff)
Fundraising
Other

TOTAL SCHOOL OPERATIONS

FACILITY OPERATION & MAINTENANCE

Insurance
Janitorial
Building and Land Rent / Lease / Facility Finance Interest
Repairs & Maintenance
Equipment / Furniture
Security
Utilities

TOTAL FACILITY OPERATION & MAINTENANCE

DEPRECIATION & AMORTIZATION

RESERVES / CONTINGENCY

TOTAL EXPENSES

NET INCOME

	CHARTER SCHOOL
Total Revenue Total Expenses Net Income Actual Student Enrollment	DESCRIPTION OF ASSUMPTIONS
ENROLLMENT - *School Districts Are Linked To Above Entries* Number of Districts: NYC CHANCELLOR'S OFFICE - - - - - - - - - - - - - ALL OTHER School Districts: (Weighted Avg) TOTAL ENROLLMENT REVENUE PER PUPIL EXPENSES PER PUPIL	

**COMMUNITY PARTNERSHIP CHARTER SCHOOL
BALANCE SHEET
2016-17**

	<u>Prior Year</u>	Q1	Q2	Q3	Q4
	<u>Err:508</u>	<u>As of 9/30</u>	<u>As of 12/31</u>	<u>As of 3/31</u>	<u>As of 6/30</u>
<u>ASSETS</u>					
CURRENT ASSETS					
Cash and cash equivalents	-	-	-	-	-
Grants and contracts receivable	-	-	-	-	-
Accounts receivables	-	-	-	-	-
Prepaid Expenses	-	-	-	-	-
Contributions and other receivables	-	-	-	-	-
TOTAL CURRENT ASSETS	-	-	-	-	-
PROPERTY, BUILDING AND EQUIPMENT, net	-	-	-	-	-
OTHER ASSETS	-	-	-	-	-
TOTAL ASSETS	-	-	-	-	-
<u>LIABILITIES AND NET ASSETS</u>					
CURRENT LIABILITIES					
Accounts payable and accrued expenses	-	-	-	-	-
Accrued payroll and benefits	-	-	-	-	-
Deferred Revenue	-	-	-	-	-
Current maturities of long-term debt	-	-	-	-	-
Short Term Debt - Bonds, Notes Payable	-	-	-	-	-
Other	-	-	-	-	-
TOTAL CURRENT LIABILITIES	-	-	-	-	-
LONG-TERM DEBT and NOTES PAYABLE, net current maturities	-	-	-	-	-
TOTAL LIABILITIES	-	-	-	-	-
NET ASSETS					
Unrestricted	-	-	-	-	-
Temporarily restricted	-	-	-	-	-
TOTAL NET ASSETS	-	-	-	-	-
TOTAL LIABILITIES AND NET ASSETS	-	-	-	-	-

COMMUNITY PARTNERSHIP CHAR
Budget / Operating Plan

2016-17

Total Revenue	-	#NAME?	-	-	#NAME?	-	-
Total Expenses	-	#NAME?	-	-	#NAME?	-	-
Net Income	-	#NAME?	-	-	#NAME?	-	-
Actual Student Enrollment	-	#NAME?	-	-	#NAME?	-	-

*NOTE: Enrollment, Revenue and Expenditure Data IN the 'Total and Variance Analysis' Section is Based on LAST ACTUAL Quarter Completed	1st Quarter - 7/1 - 9/30			2nd Quarter - 10/1 - 12/31			3rd Quarter
		Current Budget			Current Budget		
	Actual		Variance	Actual		Variance	Actual

EXPENSES	Quarter 0 No. of Positions	1st Quarter - 7/1 - 9/30			2nd Quarter - 10/1 - 12/31			3rd Quarter
		Actual	Current Budget	Variance	Actual	Current Budget	Variance	
ADMINISTRATIVE STAFF PERSONNEL COSTS								
Executive Management	#NAME?		#NAME?	-		#NAME?	-	
Instructional Management	#NAME?		#NAME?	-		#NAME?	-	
Deans, Directors & Coordinators	#NAME?		#NAME?	-		#NAME?	-	
CFO / Director of Finance	#NAME?		#NAME?	-		#NAME?	-	
Operation / Business Manager	#NAME?		#NAME?	-		#NAME?	-	
Administrative Staff	#NAME?		#NAME?	-		#NAME?	-	
TOTAL ADMINISTRATIVE STAFF		-	#NAME?	-	-	#NAME?	-	
INSTRUCTIONAL PERSONNEL COSTS								
Teachers - Regular	#NAME?		#NAME?	-		#NAME?	-	
Teachers - SPED	#NAME?		#NAME?	-		#NAME?	-	
Substitute Teachers	#NAME?		#NAME?	-		#NAME?	-	
Teaching Assistants	#NAME?		#NAME?	-		#NAME?	-	
Specialty Teachers	#NAME?		#NAME?	-		#NAME?	-	
Aides	#NAME?		#NAME?	-		#NAME?	-	
Therapists & Counselors	#NAME?		#NAME?	-		#NAME?	-	
Other	#NAME?		#NAME?	-		#NAME?	-	
TOTAL INSTRUCTIONAL		-	#NAME?	-	-	#NAME?	-	
NON-INSTRUCTIONAL PERSONNEL COSTS								
Nurse	#NAME?		#NAME?	-		#NAME?	-	
Librarian	#NAME?		#NAME?	-		#NAME?	-	
Custodian	#NAME?		#NAME?	-		#NAME?	-	
Security	#NAME?		#NAME?	-		#NAME?	-	
Other	#NAME?		#NAME?	-		#NAME?	-	
TOTAL NON-INSTRUCTIONAL		-	#NAME?	-	-	#NAME?	-	
SUBTOTAL PERSONNEL SERVICE COSTS		-	#NAME?	-	-	#NAME?	-	
PAYROLL TAXES AND BENEFITS								
Payroll Taxes			#NAME?	-		#NAME?	-	
Fringe / Employee Benefits			#NAME?	-		#NAME?	-	
Retirement / Pension			#NAME?	-		#NAME?	-	
TOTAL PAYROLL TAXES AND BENEFITS		-	#NAME?	-	-	#NAME?	-	
TOTAL PERSONNEL SERVICE COSTS		-	#NAME?	-	-	#NAME?	-	
CONTRACTED SERVICES								
Accounting / Audit			#NAME?	-		#NAME?	-	
Legal			#NAME?	-		#NAME?	-	
Management Company Fee			#NAME?	-		#NAME?	-	
Nurse Services			#NAME?	-		#NAME?	-	
Food Service / School Lunch			#NAME?	-		#NAME?	-	
Payroll Services			#NAME?	-		#NAME?	-	
Special Ed Services			#NAME?	-		#NAME?	-	
Titlement Services (i.e. Title I)			#NAME?	-		#NAME?	-	
Other Purchased / Professional / Consulting			#NAME?	-		#NAME?	-	
TOTAL CONTRACTED SERVICES		-	#NAME?	-	-	#NAME?	-	

COMMUNITY PARTNERSHIP CHAR
Budget / Operating Plan

2016-17

Total Revenue	-	#NAME?	-	-	#NAME?	-	-
Total Expenses	-	#NAME?	-	-	#NAME?	-	-
Net Income	-	#NAME?	-	-	#NAME?	-	-
Actual Student Enrollment	-	#NAME?	-	-	#NAME?	-	-
	1st Quarter - 7/1 - 9/30			2nd Quarter - 10/1 - 12/31			3rd Q
*NOTE: Enrollment, Revenue and Expenditure Data IN the 'Total and Variance Analysis' Section is Based on LAST ACTUAL Quarter Completed		Current Budget	Variance		Current Budget	Variance	
	Actual			Actual			Actual
SCHOOL OPERATIONS							
Board Expenses		#NAME?	-		#NAME?	-	
Classroom / Teaching Supplies & Materials		#NAME?	-		#NAME?	-	
Special Ed Supplies & Materials		#NAME?	-		#NAME?	-	
Textbooks / Workbooks		#NAME?	-		#NAME?	-	
Supplies & Materials other		#NAME?	-		#NAME?	-	
Equipment / Furniture		#NAME?	-		#NAME?	-	
Telephone		#NAME?	-		#NAME?	-	
Technology		#NAME?	-		#NAME?	-	
Student Testing & Assessment		#NAME?	-		#NAME?	-	
Field Trips		#NAME?	-		#NAME?	-	
Transportation (student)		#NAME?	-		#NAME?	-	
Student Services - other		#NAME?	-		#NAME?	-	
Office Expense		#NAME?	-		#NAME?	-	
Staff Development		#NAME?	-		#NAME?	-	
Staff Recruitment		#NAME?	-		#NAME?	-	
Student Recruitment / Marketing		#NAME?	-		#NAME?	-	
School Meals / Lunch		#NAME?	-		#NAME?	-	
Travel (Staff)		#NAME?	-		#NAME?	-	
Fundraising		#NAME?	-		#NAME?	-	
Other		#NAME?	-		#NAME?	-	
TOTAL SCHOOL OPERATIONS	-	#NAME?	-	-	#NAME?	-	-
FACILITY OPERATION & MAINTENANCE							
Insurance		#NAME?	-		#NAME?	-	
Janitorial		#NAME?	-		#NAME?	-	
Building and Land Rent / Lease / Facility Finance Interest		#NAME?	-		#NAME?	-	
Repairs & Maintenance		#NAME?	-		#NAME?	-	
Equipment / Furniture		#NAME?	-		#NAME?	-	
Security		#NAME?	-		#NAME?	-	
Utilities		#NAME?	-		#NAME?	-	
TOTAL FACILITY OPERATION & MAINTENANCE	-	#NAME?	-	-	#NAME?	-	-
DEPRECIATION & AMORTIZATION		#NAME?	-		#NAME?	-	
RESERVES / CONTINGENCY		#NAME?	-		#NAME?	-	
TOTAL EXPENSES	-	#NAME?	-	-	#NAME?	-	-
NET INCOME	-	#NAME?	-	-	#NAME?	-	-

COMMUNITY PARTNERSHIP CHAR
Budget / Operating Plan

2016-17

Total Revenue	-	#NAME?	-	-	#NAME?	-	-
Total Expenses	-	#NAME?	-	-	#NAME?	-	-
Net Income	-	#NAME?	-	-	#NAME?	-	-
Actual Student Enrollment	-	#NAME?	-	-	#NAME?	-	-

*NOTE: Enrollment, Revenue and Expenditure Data IN the 'Total and Variance Analysis' Section is Based on LAST ACTUAL Quarter Completed

1st Quarter - 7/1 - 9/30

2nd Quarter - 10/1 - 12/31

3rd Quarter

	Actual	Current Budget	Variance	Actual	Current Budget	Variance	Actual
--	--------	----------------	----------	--------	----------------	----------	--------

ENROLLMENT - *School Districts Are Linked To Above Entries*

NYC CHANCELLOR'S OFFICE	-	#NAME?	-	-	#NAME?	-	-
-	-	#NAME?	-	-	#NAME?	-	-
-	-	#NAME?	-	-	#NAME?	-	-
-	-	#NAME?	-	-	#NAME?	-	-
-	-	#NAME?	-	-	#NAME?	-	-
-	-	#NAME?	-	-	#NAME?	-	-
-	-	#NAME?	-	-	#NAME?	-	-
-	-	#NAME?	-	-	#NAME?	-	-
-	-	#NAME?	-	-	#NAME?	-	-
-	-	#NAME?	-	-	#NAME?	-	-
-	-	#NAME?	-	-	#NAME?	-	-
-	-	#NAME?	-	-	#NAME?	-	-
-	-	#NAME?	-	-	#NAME?	-	-
-	-	#NAME?	-	-	#NAME?	-	-
-	-	#NAME?	-	-	#NAME?	-	-
-	-	#NAME?	-	-	#NAME?	-	-
-	-	#NAME?	-	-	#NAME?	-	-
-	-	#NAME?	-	-	#NAME?	-	-
-	-	#NAME?	-	-	#NAME?	-	-
-	-	#NAME?	-	-	#NAME?	-	-
ALL OTHER School Districts: (Count = 0)	-	#NAME?	-	-	#NAME?	-	-
TOTAL ENROLLMENT	-	#NAME?	-	-	#NAME?	-	-

REVENUE PER PUPIL	-	#NAME?	-	-	#NAME?	-	-
--------------------------	---	--------	---	---	--------	---	---

EXPENSES PER PUPIL	-	#NAME?	-	-	#NAME?	-	-
---------------------------	---	--------	---	---	--------	---	---

TER SCHOOL

n

Total Revenue	#NAME?	-	-	#NAME?	-
Total Expenses	#NAME?	-	-	#NAME?	-
Net Income	#NAME?	-	-	#NAME?	-
Actual Student Enrollment	#NAME?	-	-	#NAME?	-

*NOTE: Enrollment, Revenue and Expenditure Data IN the 'Total and Variance Analysis' Section is Based on LAST ACTUAL Quarter Completed

Quarter - 1/1 - 3/31

4th Quarter - 4/1 - 6/30

	Current Budget	Variance	Actual	Current Budget	Variance
--	-----------------------	-----------------	---------------	-----------------------	-----------------

EXPENSES

ADMINISTRATIVE STAFF PERSONNEL COSTS

Quarter 0
No. of Positions

Executive Management	#NAME?	#NAME?	-	#NAME?	-
Instructional Management	#NAME?	#NAME?	-	#NAME?	-
Deans, Directors & Coordinators	#NAME?	#NAME?	-	#NAME?	-
CFO / Director of Finance	#NAME?	#NAME?	-	#NAME?	-
Operation / Business Manager	#NAME?	#NAME?	-	#NAME?	-
Administrative Staff	#NAME?	#NAME?	-	#NAME?	-
TOTAL ADMINISTRATIVE STAFF	#NAME?	#NAME?	-	#NAME?	-

INSTRUCTIONAL PERSONNEL COSTS

Teachers - Regular	#NAME?	#NAME?	-	#NAME?	-
Teachers - SPED	#NAME?	#NAME?	-	#NAME?	-
Substitute Teachers	#NAME?	#NAME?	-	#NAME?	-
Teaching Assistants	#NAME?	#NAME?	-	#NAME?	-
Specialty Teachers	#NAME?	#NAME?	-	#NAME?	-
Aides	#NAME?	#NAME?	-	#NAME?	-
Therapists & Counselors	#NAME?	#NAME?	-	#NAME?	-
Other	#NAME?	#NAME?	-	#NAME?	-
TOTAL INSTRUCTIONAL	#NAME?	#NAME?	-	#NAME?	-

NON-INSTRUCTIONAL PERSONNEL COSTS

Nurse	#NAME?	#NAME?	-	#NAME?	-
Librarian	#NAME?	#NAME?	-	#NAME?	-
Custodian	#NAME?	#NAME?	-	#NAME?	-
Security	#NAME?	#NAME?	-	#NAME?	-
Other	#NAME?	#NAME?	-	#NAME?	-
TOTAL NON-INSTRUCTIONAL	#NAME?	#NAME?	-	#NAME?	-

SUBTOTAL PERSONNEL SERVICE COSTS

#NAME?	#NAME?	-	-	#NAME?	-
--------	--------	---	---	--------	---

PAYROLL TAXES AND BENEFITS

Payroll Taxes	#NAME?	#NAME?	-	#NAME?	-
Fringe / Employee Benefits	#NAME?	#NAME?	-	#NAME?	-
Retirement / Pension	#NAME?	#NAME?	-	#NAME?	-
TOTAL PAYROLL TAXES AND BENEFITS	#NAME?	#NAME?	-	#NAME?	-

TOTAL PERSONNEL SERVICE COSTS

#NAME?	#NAME?	-	-	#NAME?	-
--------	--------	---	---	--------	---

CONTRACTED SERVICES

Accounting / Audit	#NAME?	#NAME?	-	#NAME?	-
Legal	#NAME?	#NAME?	-	#NAME?	-
Management Company Fee	#NAME?	#NAME?	-	#NAME?	-
Nurse Services	#NAME?	#NAME?	-	#NAME?	-
Food Service / School Lunch	#NAME?	#NAME?	-	#NAME?	-
Payroll Services	#NAME?	#NAME?	-	#NAME?	-
Special Ed Services	#NAME?	#NAME?	-	#NAME?	-
Titlement Services (i.e. Title I)	#NAME?	#NAME?	-	#NAME?	-
Other Purchased / Professional / Consulting	#NAME?	#NAME?	-	#NAME?	-
TOTAL CONTRACTED SERVICES	#NAME?	#NAME?	-	#NAME?	-

TER SCHOOL					
n					
Total Revenue	#NAME?	-	-	#NAME?	-
Total Expenses	#NAME?	-	-	#NAME?	-
Net Income	#NAME?	-	-	#NAME?	-
Actual Student Enrollment	#NAME?	-	-	#NAME?	-
	Quarter - 1/1 - 3/31		4th Quarter - 4/1 - 6/30		
*NOTE: Enrollment, Revenue and Expenditure Data IN the 'Total and Variance Analysis' Section is Based on LAST ACTUAL Quarter Completed					
	Current Budget	Variance	Actual	Current Budget	Variance
SCHOOL OPERATIONS					
Board Expenses	#NAME?	-		#NAME?	-
Classroom / Teaching Supplies & Materials	#NAME?	-		#NAME?	-
Special Ed Supplies & Materials	#NAME?	-		#NAME?	-
Textbooks / Workbooks	#NAME?	-		#NAME?	-
Supplies & Materials other	#NAME?	-		#NAME?	-
Equipment / Furniture	#NAME?	-		#NAME?	-
Telephone	#NAME?	-		#NAME?	-
Technology	#NAME?	-		#NAME?	-
Student Testing & Assessment	#NAME?	-		#NAME?	-
Field Trips	#NAME?	-		#NAME?	-
Transportation (student)	#NAME?	-		#NAME?	-
Student Services - other	#NAME?	-		#NAME?	-
Office Expense	#NAME?	-		#NAME?	-
Staff Development	#NAME?	-		#NAME?	-
Staff Recruitment	#NAME?	-		#NAME?	-
Student Recruitment / Marketing	#NAME?	-		#NAME?	-
School Meals / Lunch	#NAME?	-		#NAME?	-
Travel (Staff)	#NAME?	-		#NAME?	-
Fundraising	#NAME?	-		#NAME?	-
Other	#NAME?	-		#NAME?	-
TOTAL SCHOOL OPERATIONS	#NAME?	-	-	#NAME?	-
FACILITY OPERATION & MAINTENANCE					
Insurance	#NAME?	-		#NAME?	-
Janitorial	#NAME?	-		#NAME?	-
Building and Land Rent / Lease / Facility Finance Interest	#NAME?	-		#NAME?	-
Repairs & Maintenance	#NAME?	-		#NAME?	-
Equipment / Furniture	#NAME?	-		#NAME?	-
Security	#NAME?	-		#NAME?	-
Utilities	#NAME?	-		#NAME?	-
TOTAL FACILITY OPERATION & MAINTENANCE	#NAME?	-	-	#NAME?	-
DEPRECIATION & AMORTIZATION					
	#NAME?	-		#NAME?	-
RESERVES / CONTINGENCY					
	#NAME?	-		#NAME?	-
TOTAL EXPENSES	#NAME?	-	-	#NAME?	-
NET INCOME	#NAME?	-	-	#NAME?	-

COMMUNITY PARTNERSHIP CHARTER

Budget / Operating Plan

2016-17

Total Revenue	-	-	-	#NAME?	#NAME?	-	-
Total Expenses	-	-	-	#NAME?	#NAME?	-	-
Net Income	-	-	-	#NAME?	#NAME?	-	-
Actual Student Enrollment	-	-	-			-	-

TOTALS AND VARIANCE ANALYSIS

*NOTE: Enrollment, Revenue and Expenditure Data IN the 'Total and Variance Analysis' Section is Based on LAST ACTUAL Quarter Completed

	Actual	Current Budget (Current Quarter)	Actual vs.		Actual vs. Current Budget TY	Original Budget (Current Quarter)	Actual vs. Original Budget
			Current Budget	Current Budget - TY			
EXPENSES							
ADMINISTRATIVE STAFF PERSONNEL COSTS							
			Quarter 0				
			No. of Positions				
Executive Management	#NAME?	-	-	-	#NAME?	#NAME?	-
Instructional Management	#NAME?	-	-	-	#NAME?	#NAME?	-
Deans, Directors & Coordinators	#NAME?	-	-	-	#NAME?	#NAME?	-
CFO / Director of Finance	#NAME?	-	-	-	#NAME?	#NAME?	-
Operation / Business Manager	#NAME?	-	-	-	#NAME?	#NAME?	-
Administrative Staff	#NAME?	-	-	-	#NAME?	#NAME?	-
TOTAL ADMINISTRATIVE STAFF	#NAME?	-	-	-	#NAME?	#NAME?	-
INSTRUCTIONAL PERSONNEL COSTS							
Teachers - Regular	#NAME?	-	-	-	#NAME?	#NAME?	-
Teachers - SPED	#NAME?	-	-	-	#NAME?	#NAME?	-
Substitute Teachers	#NAME?	-	-	-	#NAME?	#NAME?	-
Teaching Assistants	#NAME?	-	-	-	#NAME?	#NAME?	-
Specialty Teachers	#NAME?	-	-	-	#NAME?	#NAME?	-
Aides	#NAME?	-	-	-	#NAME?	#NAME?	-
Therapists & Counselors	#NAME?	-	-	-	#NAME?	#NAME?	-
Other	#NAME?	-	-	-	#NAME?	#NAME?	-
TOTAL INSTRUCTIONAL	#NAME?	-	-	-	#NAME?	#NAME?	-
NON-INSTRUCTIONAL PERSONNEL COSTS							
Nurse	#NAME?	-	-	-	#NAME?	#NAME?	-
Librarian	#NAME?	-	-	-	#NAME?	#NAME?	-
Custodian	#NAME?	-	-	-	#NAME?	#NAME?	-
Security	#NAME?	-	-	-	#NAME?	#NAME?	-
Other	#NAME?	-	-	-	#NAME?	#NAME?	-
TOTAL NON-INSTRUCTIONAL	#NAME?	-	-	-	#NAME?	#NAME?	-
SUBTOTAL PERSONNEL SERVICE COSTS	#NAME?	-	-	-	#NAME?	#NAME?	-
PAYROLL TAXES AND BENEFITS							
Payroll Taxes		-	-	-	#NAME?	#NAME?	-
Fringe / Employee Benefits		-	-	-	#NAME?	#NAME?	-
Retirement / Pension		-	-	-	#NAME?	#NAME?	-
TOTAL PAYROLL TAXES AND BENEFITS		-	-	-	#NAME?	#NAME?	-
TOTAL PERSONNEL SERVICE COSTS	#NAME?	-	-	-	#NAME?	#NAME?	-
CONTRACTED SERVICES							
Accounting / Audit		-	-	-	#NAME?	#NAME?	-
Legal		-	-	-	#NAME?	#NAME?	-
Management Company Fee		-	-	-	#NAME?	#NAME?	-
Nurse Services		-	-	-	#NAME?	#NAME?	-
Food Service / School Lunch		-	-	-	#NAME?	#NAME?	-
Payroll Services		-	-	-	#NAME?	#NAME?	-
Special Ed Services		-	-	-	#NAME?	#NAME?	-
Titlement Services (i.e. Title I)		-	-	-	#NAME?	#NAME?	-
Other Purchased / Professional / Consulting		-	-	-	#NAME?	#NAME?	-
TOTAL CONTRACTED SERVICES		-	-	-	#NAME?	#NAME?	-

COMMUNITY PARTNERSHIP CHARTER

Budget / Operating Plan

2016-17

Total Revenue	-	-	-	#NAME?	#NAME?	-	-
Total Expenses	-	-	-	#NAME?	#NAME?	-	-
Net Income	-	-	-	#NAME?	#NAME?	-	-
Actual Student Enrollment	-	-	-			-	-

TOTALS AND VARIANCE ANALYSIS

*NOTE: Enrollment, Revenue and Expenditure Data IN the 'Total and Variance Analysis' Section is Based on LAST ACTUAL Quarter Completed

	Actual	Current Budget (Current Quarter)	Actual vs. Current Budget	Current Budget - TY	Actual vs. Current Budget TY	Original Budget (Current Quarter)	Actual vs. Original Budget
SCHOOL OPERATIONS							
Board Expenses	-	-	-	#NAME?	#NAME?	-	-
Classroom / Teaching Supplies & Materials	-	-	-	#NAME?	#NAME?	-	-
Special Ed Supplies & Materials	-	-	-	#NAME?	#NAME?	-	-
Textbooks / Workbooks	-	-	-	#NAME?	#NAME?	-	-
Supplies & Materials other	-	-	-	#NAME?	#NAME?	-	-
Equipment / Furniture	-	-	-	#NAME?	#NAME?	-	-
Telephone	-	-	-	#NAME?	#NAME?	-	-
Technology	-	-	-	#NAME?	#NAME?	-	-
Student Testing & Assessment	-	-	-	#NAME?	#NAME?	-	-
Field Trips	-	-	-	#NAME?	#NAME?	-	-
Transportation (student)	-	-	-	#NAME?	#NAME?	-	-
Student Services - other	-	-	-	#NAME?	#NAME?	-	-
Office Expense	-	-	-	#NAME?	#NAME?	-	-
Staff Development	-	-	-	#NAME?	#NAME?	-	-
Staff Recruitment	-	-	-	#NAME?	#NAME?	-	-
Student Recruitment / Marketing	-	-	-	#NAME?	#NAME?	-	-
School Meals / Lunch	-	-	-	#NAME?	#NAME?	-	-
Travel (Staff)	-	-	-	#NAME?	#NAME?	-	-
Fundraising	-	-	-	#NAME?	#NAME?	-	-
Other	-	-	-	#NAME?	#NAME?	-	-
TOTAL SCHOOL OPERATIONS	-	-	-	#NAME?	#NAME?	-	-
FACILITY OPERATION & MAINTENANCE							
Insurance	-	-	-	#NAME?	#NAME?	-	-
Janitorial	-	-	-	#NAME?	#NAME?	-	-
Building and Land Rent / Lease / Facility Finance Interest	-	-	-	#NAME?	#NAME?	-	-
Repairs & Maintenance	-	-	-	#NAME?	#NAME?	-	-
Equipment / Furniture	-	-	-	#NAME?	#NAME?	-	-
Security	-	-	-	#NAME?	#NAME?	-	-
Utilities	-	-	-	#NAME?	#NAME?	-	-
TOTAL FACILITY OPERATION & MAINTENANCE	-	-	-	#NAME?	#NAME?	-	-
DEPRECIATION & AMORTIZATION	-	-	-	#NAME?	#NAME?	-	-
RESERVES / CONTINGENCY	-	-	-	#NAME?	#NAME?	-	-
TOTAL EXPENSES	-	-	-	#NAME?	#NAME?	-	-
NET INCOME	-	-	-	#NAME?	#NAME?	-	-

COMMUNITY PARTNERSHIP CHARTER

Budget / Operating Plan

2016-17

Total Revenue	-	-	-	#NAME?	#NAME?	-	-
Total Expenses	-	-	-	#NAME?	#NAME?	-	-
Net Income	-	-	-	#NAME?	#NAME?	-	-
Actual Student Enrollment	-	-	-			-	-

TOTALS AND VARIANCE ANALYSIS

*NOTE: Enrollment, Revenue and Expenditure Data IN the 'Total and Variance Analysis' Section is Based on LAST ACTUAL Quarter Completed

	Actual	Current Budget (Current Quarter)	Actual vs. Current Budget	Current Budget - TY	Actual vs. Current Budget TY	Original Budget (Current Quarter)	Actual vs. Original Budget
ENROLLMENT - *School Districts Are Linked To Above Entries*	* Enrollment Data Based on Last Actual Quarter Completed						
NYC CHANCELLOR'S OFFICE	-	-	-			-	-
-	-	-	-			-	-
-	-	-	-			-	-
-	-	-	-			-	-
-	-	-	-			-	-
-	-	-	-			-	-
-	-	-	-			-	-
-	-	-	-			-	-
-	-	-	-			-	-
-	-	-	-			-	-
-	-	-	-			-	-
-	-	-	-			-	-
-	-	-	-			-	-
-	-	-	-			-	-
-	-	-	-			-	-
-	-	-	-			-	-
-	-	-	-			-	-
-	-	-	-			-	-
-	-	-	-			-	-
ALL OTHER School Districts: (Count = 0)	-	-	-			-	-
TOTAL ENROLLMENT	-	-	-			-	-
REVENUE PER PUPIL	-	-	-			-	-
EXPENSES PER PUPIL	-	-	-			-	-

R SCHOOL

Total Revenue	#NAME?	#NAME?	-	-
Total Expenses	7,693,338	7,693,338	-	-
Net Income	#NAME?	#NAME?	-	-
Actual Student Enrollment			-	-

*NOTE: Enrollment, Revenue and Expenditure Data IN the 'Total and Variance Analysis' Section is Based on LAST ACTUAL Quarter Completed	5			
	Original Budget - TY	Actual vs. Original Budget TY	P Y Actual (P Y TY / No. of COMPLETED Actual CY Quarters	Actual CY vs. Actual PY

EXPENSES	Quarter 0 No. of Positions	Original Budget - TY	Actual vs. Original Budget TY	P Y Actual (P Y TY / No. of COMPLETED Actual CY Quarters	Actual CY vs. Actual PY
ADMINISTRATIVE STAFF PERSONNEL COSTS					
Executive Management	#NAME?	-	-	-	-
Instructional Management	#NAME?	285,926	285,926	-	-
Deans, Directors & Coordinators	#NAME?	340,792	340,792	-	-
CFO / Director of Finance	#NAME?	-	-	-	-
Operation / Business Manager	#NAME?	-	-	-	-
Administrative Staff	#NAME?	207,550	207,550	-	-
TOTAL ADMINISTRATIVE STAFF	#NAME?	834,268	834,268	-	-
INSTRUCTIONAL PERSONNEL COSTS					
Teachers - Regular	#NAME?	2,105,417	2,105,417	-	-
Teachers - SPED	#NAME?	1,000,181	1,000,181	-	-
Substitute Teachers	#NAME?	-	-	-	-
Teaching Assistants	#NAME?	33,900	33,900	-	-
Specialty Teachers	#NAME?	424,595	424,595	-	-
Aides	#NAME?	166,923	166,923	-	-
Therapists & Counselors	#NAME?	149,872	149,872	-	-
Other	#NAME?	190,000	190,000	-	-
TOTAL INSTRUCTIONAL	#NAME?	4,070,888	4,070,888	-	-
NON-INSTRUCTIONAL PERSONNEL COSTS					
Nurse	#NAME?	-	-	-	-
Librarian	#NAME?	-	-	-	-
Custodian	#NAME?	-	-	-	-
Security	#NAME?	-	-	-	-
Other	#NAME?	67,000	67,000	-	-
TOTAL NON-INSTRUCTIONAL	#NAME?	67,000	67,000	-	-
SUBTOTAL PERSONNEL SERVICE COSTS	#NAME?	4,972,156	4,972,156	-	-
PAYROLL TAXES AND BENEFITS					
Payroll Taxes		406,483	406,483	-	-
Fringe / Employee Benefits		699,502	699,502	-	-
Retirement / Pension		131,509	131,509	-	-
TOTAL PAYROLL TAXES AND BENEFITS		1,237,494	1,237,494	-	-
TOTAL PERSONNEL SERVICE COSTS	#NAME?	6,209,650	6,209,650	-	-
CONTRACTED SERVICES					
Accounting / Audit		20,000	20,000	-	-
Legal		5,000	5,000	-	-
Management Company Fee		747,628	747,628	-	-
Nurse Services		-	-	-	-
Food Service / School Lunch		-	-	-	-
Payroll Services		10,000	10,000	-	-
Special Ed Services		-	-	-	-
Titlment Services (i.e. Title I)		-	-	-	-
Other Purchased / Professional / Consulting		58,750	58,750	-	-
TOTAL CONTRACTED SERVICES		841,378	841,378	-	-

R SCHOOL

Total Revenue	#NAME?	#NAME?	-	-
Total Expenses	7,693,338	7,693,338	-	-
Net Income	#NAME?	#NAME?	-	-
Actual Student Enrollment			-	-
5				
*NOTE: Enrollment, Revenue and Expenditure Data IN the 'Total and Variance Analysis' Section is Based on LAST ACTUAL Quarter Completed				
	Original Budget - TY	Actual vs. Original Budget TY	PY Actual (PY TY / No. of COMPLETED Actual CY Quarters	Actual CY vs. Actual PY
SCHOOL OPERATIONS				
Board Expenses	1,250	1,250	-	-
Classroom / Teaching Supplies & Materials	225,360	225,360	-	-
Special Ed Supplies & Materials	4,000	4,000	-	-
Textbooks / Workbooks	-	-	-	-
Supplies & Materials other	-	-	-	-
Equipment / Furniture	25,000	25,000	-	-
Telephone	-	-	-	-
Technology	40,000	40,000	-	-
Student Testing & Assessment	30,000	30,000	-	-
Field Trips	45,000	45,000	-	-
Transportation (student)	-	-	-	-
Student Services - other	5,000	5,000	-	-
Office Expense	27,500	27,500	-	-
Staff Development	115,000	115,000	-	-
Staff Recruitment	38,000	38,000	-	-
Student Recruitment / Marketing	10,500	10,500	-	-
School Meals / Lunch	10,000	10,000	-	-
Travel (Staff)	1,200	1,200	-	-
Fundraising	-	-	-	-
Other	6,000	6,000	-	-
TOTAL SCHOOL OPERATIONS	583,810	583,810	-	-
FACILITY OPERATION & MAINTENANCE				
Insurance	50,000	50,000	-	-
Janitorial	1,000	1,000	-	-
Building and Land Rent / Lease / Facility Finance Interest	-	-	-	-
Repairs & Maintenance	7,500	7,500	-	-
Equipment / Furniture	-	-	-	-
Security	-	-	-	-
Utilities	-	-	-	-
TOTAL FACILITY OPERATION & MAINTENANCE	58,500	58,500	-	-
DEPRECIATION & AMORTIZATION	-	-	-	-
RESERVES / CONTINGENCY	-	-	-	-
TOTAL EXPENSES	7,693,338	7,693,338	-	-
NET INCOME	#NAME?	#NAME?	-	-

R SCHOOL

Total Revenue	#NAME?	#NAME?	-	-
Total Expenses	7,693,338	7,693,338	-	-
Net Income	#NAME?	#NAME?	-	-
Actual Student Enrollment			-	-

*NOTE: Enrollment, Revenue and Expenditure Data IN the 'Total and Variance Analysis' Section is Based on LAST ACTUAL Quarter Completed	5			
	Original Budget - TY	Actual vs. Original Budget TY	PY Actual (PY TY / No. of COMPLETED Actual CY Quarters	Actual CY vs. Actual PY

ENROLLMENT - *School Districts Are Linked To Above Entries*				
NYC CHANCELLOR'S OFFICE			-	-
-			-	-
-			-	-
-			-	-
-			-	-
-			-	-
-			-	-
-			-	-
-			-	-
-			-	-
-			-	-
-			-	-
-			-	-
-			-	-
-			-	-
-			-	-
-			-	-
-			-	-
ALL OTHER School Districts: (Count = 0)			-	-
TOTAL ENROLLMENT			-	-
REVENUE PER PUPIL			-	-
EXPENSES PER PUPIL			-	-



Annual Report Requirement
for SUNY Authorized Charter Schools
COMMUNITY PARTNERSHIP CHARTER SCHOOL
2016-17

Administrative expenditures per pupil: \$0.00

Per NYS Statute Administrative expenditures per pupil: the sum of all general administration salaries and other general administration expenditures divided by the total number of enrolled students. Employee benefit costs or expenditures should not be reported here.

***NOTE: THIS TAB ONLY NEEDS TO BE COMPLETED FOR Q4**

Disclosure of Financial Interest by a Current or Proposed Charter School Education Corporation Trustee

Trustee Name:

Rebecca Baneman

Name of Charter School Education Corporation (for an unmerged school, this is the Charter School Name):

Community Partnership Charter School Education Corporation

1. List all positions held on the education corporation board (e.g., president, treasurer, parent representative). Board member

2. Is the trustee an employee of any school operated by the Education Corporation?
 ___ Yes x No

If **Yes**, for each school, please provide a description of the position(s) you hold, your responsibilities, your salary and your start date.

3. Is the trustee an employee or agent of the management company or institutional partner of the charter school(s) governed by the Education Corporation?
 ___ Yes x No

If **Yes**, for each school, please provide a description of the position(s) you hold, your responsibilities, your salary and your start date.

4. Identify each interest/transaction (and provide the requested information) that you or any of your immediate family members or any persons who live with you in your house have held or engaged in with the charter school(s) governed by the Education Corporation during the time you have served on the board, and in the six-month period prior to such service. If there has been no such financial interest or transaction, write **None**. Please note that if you answered **Yes** to Questions 2-4 above, you need not disclose again your employment status, salary, etc.

Date(s)	Nature of Financial Interest/Transaction	Steps taken to avoid a conflict of interest, (e.g., did not vote, did not participate in discussion)	Name of person holding interest or engaging in transaction and relationship to yourself

None	Please write "None" if applicable. Do not leave this space blank.		
------	---	--	--


5. Identify each individual, business, corporation, union association, firm, partnership, committee proprietorship, franchise holding company, joint stock company, business or real estate trust, non-profit organization, or other organization or group of people doing business with the school(s) governed by the Education Corporation **and** in which such entity, during the time of your tenure as a trustee, you and/or your immediate family member(s) or person(s) living in your house had a financial interest or other relationship. If you are a member, director, officer or employee of an organization formally partnered with the school(s) that is/are doing business with the school(s) through a management or services agreement, please identify only the name of the organization, your position in the organization, and the relationship between such organization and the school(s). If there was no financial interest, write **None**.

Organization conducting business with the school(s)	Nature of business conducted	Approximate value of the business conducted	Name of Trustee and/or immediate family member of household holding an interest in the organization conducting business with the school(s) and the nature of the interest	Steps Taken to Avoid Conflict of Interest
Please write "None" if applicable. Do not leave this space blank.				
None				


Signature

7/26/16
Date

Please note that this document is considered a public record and as such, may be made available to members of the public upon request under the Freedom of Information Law. Personal contact information provided below will be redacted.



Disclosure of Financial Interest by a Current or Proposed Charter School Education Corporation Trustee

Trustee Name:

Katie Cunningham

Name of Charter School Education Corporation (for an unmerged school, this is the Charter School Name):

Community Partnership Charter School Education Corporation

- List all positions held on the education corporation board (e.g., president, treasurer, parent representative).
- Is the trustee an employee of any school operated by the Education Corporation?
 Yes No

If **Yes**, for each school, please provide a description of the position(s) you hold, your responsibilities, your salary and your start date.

- Is the trustee an employee or agent of the management company or institutional partner of the charter school(s) governed by the Education Corporation?
 Yes No

If **Yes**, for each school, please provide a description of the position(s) you hold, your responsibilities, your salary and your start date.

- Identify each interest/transaction (and provide the requested information) that you or any of your immediate family members or any persons who live with you in your house have held or engaged in with the charter school(s) governed by the Education Corporation during the time you have served on the board, and in the six-month period prior to such service. If there has been no such financial interest or transaction, write **None**. Please note that if you answered **Yes** to Questions 2-4 above, you need not disclose again your employment status, salary, etc.

Date(s)	Nature of Financial Interest/Transaction	Steps taken to avoid a conflict of interest, (e.g., did not vote, did not participate in discussion)	Name of person holding interest or engaging in transaction and relationship to yourself

<i>Please write "None" if applicable. Do not leave this space blank.</i>
--


5. Identify each individual, business, corporation, union association, firm, partnership, committee proprietorship, franchise holding company, joint stock company, business or real estate trust, non-profit organization, or other organization or group of people doing business with the school(s) governed by the Education Corporation **and** in which such entity, during the time of your tenure as a trustee, you and/or your immediate family member(s) or person(s) living in your house had a financial interest or other relationship. If you are a member, director, officer or employee of an organization formally partnered with the school(s) that is/are doing business with the school(s) through a management or services agreement, please identify only the name of the organization, your position in the organization, and the relationship between such organization and the school(s). If there was no financial interest, write **None**.

Organization conducting business with the school(s)	Nature of business conducted	Approximate value of the business conducted	Name of Trustee and/or immediate family member of household holding an interest in the organization conducting business with the school(s) and the nature of the interest	Steps Taken to Avoid Conflict of Interest
<i>Please write "None" if applicable. Do not leave this space blank.</i>				




Signature Date

Please note that this document is considered a public record and as such, may be made available to members of the public upon request under the Freedom of Information Law. Personal contact information provided below will be redacted.



Disclosure of Financial Interest by a Current or Proposed Charter School Education Corporation Trustee

Trustee Name:

Sonia Gulardo

Name of Charter School Education Corporation (for an unmerged school, this is the Charter School Name):

Community Partnership Charter School Education Corporation

- List all positions held on the education corporation board (e.g., president, treasurer, parent representative).
- Is the trustee an employee of any school operated by the Education Corporation?
 Yes No

If **Yes**, for each school, please provide a description of the position(s) you hold, your responsibilities, your salary and your start date.

- Is the trustee an employee or agent of the management company or institutional partner of the charter school(s) governed by the Education Corporation?
 Yes No

If **Yes**, for each school, please provide a description of the position(s) you hold, your responsibilities, your salary and your start date. *See attachment*

- Identify each interest/transaction (and provide the requested information) that you or any of your immediate family members or any persons who live with you in your house have held or engaged in with the charter school(s) governed by the Education Corporation during the time you have served on the board, and in the six-month period prior to such service. If there has been no such financial interest or transaction, write **None**. Please note that if you answered **Yes** to Questions 2-4 above, you need not disclose again your employment status, salary, etc.

Date(s)	Nature of Financial Interest/Transaction	Steps taken to avoid a conflict of interest, (e.g., did not vote, did not participate in discussion)	Name of person holding interest or engaging in transaction and relationship to yourself

Please write "None" if applicable. Do not leave this space blank.	None		
---	------	--	--


5. Identify each individual, business, corporation, union association, firm, partnership, committee proprietorship, franchise holding company, joint stock company, business or real estate trust, non-profit organization, or other organization or group of people doing business with the school(s) governed by the Education Corporation **and** in which such entity, during the time of your tenure as a trustee, you and/or your immediate family member(s) or person(s) living in your house had a financial interest or other relationship. If you are a member, director, officer or employee of an organization formally partnered with the school(s) that is/are doing business with the school(s) through a management or services agreement, please identify only the name of the organization, your position in the organization, and the relationship between such organization and the school(s). If there was no financial interest, write **None**.

Organization conducting business with the school(s)	Nature of business conducted	Approximate value of the business conducted	Name of Trustee and/or immediate family member of household holding an interest in the organization conducting business with the school(s) and the nature of the interest	Steps Taken to Avoid Conflict of Interest
Please write "None" if applicable. Do not leave this space blank.				

Lorena Pulveda
 Signature

July 25, 2016
 Date

Please note that this document is considered a public record and as such, may be made available to members of the public upon request under the Freedom of Information Law. Personal contact information provided below will be redacted.



Position at Beginning with Children Foundation: Director of Community Outreach

Position Start Date: September 2003

Salary: \$ 83,000

Position Description:

The Director of Community Outreach is responsible for representing the Foundation in all matters related to the communities within which the schools they manage are located. Responsibilities include: supporting the development of the schools' Parent Teacher organizations; supporting each schools leadership team with parent issues and concerns; interfacing with community organizations and political representatives; updating the Foundation on issues related to the community and serve as an advisor on community issues; outreach to community groups and schools to recruit students for the schools; maintain relationships with Alumni within and outside of the community.

Disclosure of Financial Interest by a Current or Proposed Charter School Education Corporation Trustee

Trustee Name:

AMY KOLZ

Name of Charter School Education Corporation (for an unmerged school, this is the Charter School Name):

Community Partnership Charter School Education Corporation

1. List all positions held on the education corporation board (e.g., president, treasurer, parent representative). TREASURER

2. Is the trustee an employee of any school operated by the Education Corporation?
 Yes No

If **Yes**, for each school, please provide a description of the position(s) you hold, your responsibilities, your salary and your start date.

3. Is the trustee an employee or agent of the management company or institutional partner of the charter school(s) governed by the Education Corporation?
 Yes No

If **Yes**, for each school, please provide a description of the position(s) you hold, your responsibilities, your salary and your start date.

4. Identify each interest/transaction (and provide the requested information) that you or any of your immediate family members or any persons who live with you in your house have held or engaged in with the charter school(s) governed by the Education Corporation during the time you have served on the board, and in the six-month period prior to such service. If there has been no such financial interest or transaction, write **None**. Please note that if you answered **Yes** to Questions 2-4 above, you need not disclose again your employment status, salary, etc.

Date(s)	Nature of Financial Interest/Transaction	Steps taken to avoid a conflict of interest, (e.g., did not vote, did not participate in discussion)	Name of person holding interest or engaging in transaction and relationship to yourself

Disclosure of Financial Interest by a Current or Proposed Charter School Education Corporation Trustee

Trustee Name: Khisha Morrow

Name of Charter School Education Corporation (for an unmerged school, this is the Charter School Name):

Community Partnership Charter School Education Corporation

1. List all positions held on the education corporation board (e.g., president, treasurer, parent representative). Secretary

2. Is the trustee an employee of any school operated by the Education Corporation?
 Yes No

If **Yes**, for each school, please provide a description of the position(s) you hold, your responsibilities, your salary and your start date.

3. Is the trustee an employee or agent of the management company or institutional partner of the charter school(s) governed by the Education Corporation?
 Yes No

If **Yes**, for each school, please provide a description of the position(s) you hold, your responsibilities, your salary and your start date.

4. Identify each interest/transaction (and provide the requested information) that you or any of your immediate family members or any persons who live with you in your house have held or engaged in with the charter school(s) governed by the Education Corporation during the time you have served on the board, and in the six-month period prior to such service. If there has been no such financial interest or transaction, write **None**. Please note that if you answered **Yes** to Questions 2-4 above, you need not disclose again your employment status, salary, etc.

Date(s)	Nature of Financial Interest/Transaction	Steps taken to avoid a conflict of interest, (e.g., did not vote, did not participate in discussion)	Name of person holding interest or engaging in transaction and relationship to yourself

<i>Please write "None" if applicable. Do not leave this space blank.</i> None			
--	--	--	--

5. Identify each individual, business, corporation, union association, firm, partnership, committee proprietorship, franchise holding company, joint stock company, business or real estate trust, non-profit organization, or other organization or group of people doing business with the school(s) governed by the Education Corporation **and** in which such entity, during the time of your tenure as a trustee, you and/or your immediate family member(s) or person(s) living in your house had a financial interest or other relationship. If you are a member, director, officer or employee of an organization formally partnered with the school(s) that is/are doing business with the school(s) through a management or services agreement, please identify only the name of the organization, your position in the organization, and the relationship between such organization and the school(s). If there was no financial interest, write **None**.

Organization conducting business with the school(s)	Nature of business conducted	Approximate value of the business conducted	Name of Trustee and/or immediate family member of household holding an interest in the organization conducting business with the school(s) and the nature of the interest	Steps Taken to Avoid Conflict of Interest
<i>Please write "None" if applicable. Do not leave this space blank.</i> None				




 Signature Date

Please note that this document is considered a public record and as such, may be made available to members of the public upon request under the Freedom of Information Law. Personal contact information provided below will be redacted.



Disclosure of Financial Interest by a Current or Proposed Charter School Education Corporation Trustee

Trustee Name: JOAN WALROND

Name of Charter School Education Corporation (for an unmerged school, this is the Charter School Name):

Community Partnership Charter School Education Corporation

1. List all positions held on the education corporation board (e.g., president, treasurer, parent representative). VICE CHAIR

2. Is the trustee an employee of any school operated by the Education Corporation?
 Yes No

If **Yes**, for each school, please provide a description of the position(s) you hold, your responsibilities, your salary and your start date.

3. Is the trustee an employee or agent of the management company or institutional partner of the charter school(s) governed by the Education Corporation?
 Yes No

If **Yes**, for each school, please provide a description of the position(s) you hold, your responsibilities, your salary and your start date.

4. Identify each interest/transaction (and provide the requested information) that you or any of your immediate family members or any persons who live with you in your house have held or engaged in with the charter school(s) governed by the Education Corporation during the time you have served on the board, and in the six-month period prior to such service. If there has been no such financial interest or transaction, write **None**. Please note that if you answered **Yes** to Questions 2-4 above, you need not disclose again your employment status, salary, etc.

Date(s)	Nature of Financial Interest/Transaction	Steps taken to avoid a conflict of interest, (e.g., did not vote, did not participate in discussion)	Name of person holding interest or engaging in transaction and relationship to yourself

Disclosure of Financial Interest by a Current or Proposed Charter School Education Corporation Trustee

Trustee Name:

Greg Whitten

Name of Charter School Education Corporation (for an unmerged school, this is the Charter School Name):

Community Partnership Charter School Education Corporation

1. List all positions held on the education corporation board (e.g., president, treasurer, parent representative).

2. Is the trustee an employee of any school operated by the Education Corporation?
 Yes No

If **Yes**, for each school, please provide a description of the position(s) you hold, your responsibilities, your salary and your start date.

3. Is the trustee an employee or agent of the management company or institutional partner of the charter school(s) governed by the Education Corporation?

Yes No

If **Yes**, for each school, please provide a description of the position(s) you hold, your responsibilities, your salary and your start date.

4. Identify each interest/transaction (and provide the requested information) that you or any of your immediate family members or any persons who live with you in your house have held or engaged in with the charter school(s) governed by the Education Corporation during the time you have served on the board, and in the six-month period prior to such service. If there has been no such financial interest or transaction, write **None**. Please note that if you answered **Yes** to Questions 2-4 above, you need not disclose again your employment status, salary, etc.

Date(s)	Nature of Financial Interest/Transaction	Steps taken to avoid a conflict of interest, (e.g., did not vote, did not participate in discussion)	Name of person holding interest or engaging in transaction and relationship to yourself

Please write "None" if applicable. Do not leave this space blank.

None

5. Identify each individual, business, corporation, union association, firm, partnership, committee proprietorship, franchise holding company, joint stock company, business or real estate trust, non-profit organization, or other organization or group of people doing business with the school(s) governed by the Education Corporation **and** in which such entity, during the time of your tenure as a trustee, you and/or your immediate family member(s) or person(s) living in your house had a financial interest or other relationship. If you are a member, director, officer or employee of an organization formally partnered with the school(s) that is/are doing business with the school(s) through a management or services agreement, please identify only the name of the organization, your position in the organization, and the relationship between such organization and the school(s). If there was no financial interest, write **None**.

Organization conducting business with the school(s)	Nature of business conducted	Approximate value of the business conducted	Name of Trustee and/or immediate family member of household holding an interest in the organization conducting business with the school(s) and the nature of the interest	Steps Taken to Avoid Conflict of Interest
<p>Please write "None" if applicable. Do not leave this space blank.</p> <p style="font-size: 2em; font-family: cursive;">NONE</p>				


[Handwritten Signature]

 Signature

7/26/16

 Date

Please note that this document is considered a public record and as such, may be made available to members of the public upon request under the Freedom of Information Law. Personal contact information provided below will be redacted.





Entry 9 BOT Table

Created: 07/25/2016

Last updated: 07/29/2016

Page 1

1. Current Board Member Information

	Trustee Name	Email Address	Position on the Board	Committee Affiliations	Voting Member? (Y/N)	Area of Expertise, and/or Additional Role at School (parent, staff member, etc.)	Number of Terms Served and Length of Each (Include election date and term expiration)
1	Becca Baneman		Trustee/Member	Legal, Academic Excellence	Yes	Legal	10/14, 2018
2	Katie Cunningham		Chair/Board President	Executive, Academic Excellence	Yes	Education/Family Engagement	
3	Sonia Gulardo		Trustee/Member	Academic Excellence, School	Yes	Education/Family Engagement	
4	Oma Hollaway				Yes	Parent/Community Activist	
5	Amy Kolz				Yes	Journalist	
6	Kilsha Morrow				Yes	Legal	
7	Joan Walrond				Yes		
8	Gregory K. Whitten				Yes		
9	Esosa Ogbahon		Other		No	Principal; BwCCS 2	

10	Jubilee Mosley		Other		No	Principal; CPCS LS	
11	Amedee, Rubens			Nominating , School	Yes		
12							
13							
14							
15							
16							
17							
18							
19							
20							

2. Total Number of Members on June 30, 2015

(No response)

3. Total Number of Members Joining the Board 2015-16 School Year

(No response)

4. Total Number of Members Departing the Board during the 2015-16 School Year

(No response)

5. Number of Voting Members 2015-16, as set by the by-laws, resolution or minutes

15

6. Number of Board Meetings Conducted in the 2015-16 School Year

12

7. Number of Board Meetings Scheduled for the 2016-17 School Year

12

Thank you.

Student Enrollment & Retention Efforts

For the 2015-2016 school year our recruitment efforts were in part comprised of visits to local preschools, UPK programs by Community Partnership Charter School (CPCS) staff or Community Partnership Charter School Educational Corporation (CPCSEC) staff.

CPCS and CPCSEC staff also canvassed local establishments such as churches and public housing complexes to personally recruit families, handing out applications and flyers. In addition, staff circulated flyers in local laundromats and grocery stores.

Using Vanguard Direct, mailings were sent to families with children who were of the appropriate age to be incoming Kindergarteners for the 2015-2016 school year. The mailings were sent to the communities near the school that have high populations of high needs children. These mailings included bilingual (English and Spanish) applications and flyers highlighting our school and its programmatic offerings. In the mailers, instructions were also provided on how to apply online to CPCS. Additionally, we sought to broaden our outreach by advertising on bus shelters closest to our schools and in local newspapers.

CPCS works to retain its students with special needs by providing a high level of Sped and At-risk supports both inside and outside of the classroom. Services for special needs students are provided by SETSS Teachers, ICT Teachers and a full-time Social Worker. These services will continue during the 2016-17 school year.

For the 2016-2017 school year our recruitment efforts will be comprised of visits to local preschools, UPK programs. Our recruitment efforts will continue to be done in Spanish and English. In 2016-17, we will continue to print applications and supplemental documents in Haitian-Creole materials to reach a broader audience. In addition, we'll seek to identify Pre-Ks that serve students with disabilities in order to further our recruitment of students with disabilities. Finally, our efforts will continue to target communities that are identified as high needs based on free and reduced price lunch participation.



Entry 12 Teacher and Administrator Attrition

Last updated: 08/01/2016

Report changes in teacher and administrator staffing.

Page 1

Instructions for completing the Teacher and Administrator Attrition Tables

The following tables reflect formatting in the online portal required for Regents authorized charter schools. Schools should provide, for teachers and administrators only, the full time equivalent (FTE) of staff on June 30, 2015; the FTE for added staff from July 1, 2015 through June 30, 2016; and the FTE for any departed staff from July 1, 2015 through June 30, 2016 using the two tables provided.

2015-16 Teacher Attrition Table

	FTE Teachers on June 30, 2015	FTE Teachers Departed 7/1/15 - 6/30/16	FTE Teachers Filling Vacant Positions 7/1/15 - 6/30/16	FTE Teachers Added in New Positions 7/1/15-6/30/16	FTE of Teachers on June 30, 2016
	44	12	11	0	44

2015-16 Administrator Position Attrition Table

	FTE Administrative Positions on June 30, 2015	FTE Administrators Departed 7/1/15 - 6/30/16	FTE Administrators Filling Vacant Positions 7/1/15 - 6/30/16	FTE Administrators Added in New Positions 7/1/15-6/30/16	FTE Administrative Positions on June 30, 2016
	11	6	5	0	5

Thank you

Beginning with Children

2016-2017

School Year Calendar

School Days: 177

August 16

0	M	Tu	W	Th	F	Sa	
	1	2	3	4	5	6	0
7	8	9	10	11	12	13	0
14	15	16	17	18	19	20	0
21	22	23	24	25	26	27	0
28	29	30	31				0

September 16

Su	M	Tu	W	Th	F	Sa	
				1	2	3	0
4	5	6	7	8	9	10	4
11	12	13	14	15	16	17	4
18	19	20	21	22	23	24	5
25	26	27	28	29	30		5

October 16

Su	M	Tu	W	Th	F	Sa	
						1	0
2	3	4	5	6	7	8	3
9	10	11	12	13	14	15	2
16	17	18	19	20	21	22	5
23	24	25	26	27	28	29	5
30	31						1

November 16

Su	M	Tu	W	Th	F	Sa	
		1	2	3	4	5	4
6	7	8	9	10	11	12	3
13	14	15	16	17	18	19	5
20	21	22	23	24	25	26	2
27	28	29	30				3

December 16

Su	M	Tu	W	Th	F	Sa	
				1	2	3	2
4	5	6	7	8	9	10	5
11	12	13	14	15	16	17	5
18	19	20	21	22	23	24	4
25	26	27	28	29	30	31	0

January 17

Su	M	Tu	W	Th	F	Sa	
1	2	3	4	5	6	7	4
8	9	10	11	12	13	14	5
15	16	17	18	19	20	21	4
22	23	24	25	26	27	28	5
29	30	31					2

February 17

Su	M	Tu	W	Th	F	Sa	
			1	2	3	4	3
5	6	7	8	9	10	11	5
12	13	14	15	16	17	18	5
19	20	21	22	23	24	25	0
26	27	28					2

March 17

Su	M	Tu	W	Th	F	Sa	
			1	2	3	4	2
5	6	7	8	9	10	11	5
12	13	14	15	16	17	18	5
19	20	21	22	23	24	25	5
26	27	28	29	30	31		5

April 17

Su	M	Tu	W	Th	F	Sa	
					1	0	
2	3	4	5	6	7	8	5
9	10	11	12	13	14	15	0
16	17	18	19	20	21	22	3
23	24	25	26	27	28	29	5
30							0

May 17

Su	M	Tu	W	Th	F	Sa	
	1	2	3	4	5	6	5
7	8	9	10	11	12	13	5
14	15	16	17	18	19	20	5
21	22	23	24	25	26	27	4
28	29	30	31				2

June 17

Su	M	Tu	W	Th	F	Sa	
				1	2	3	2
4	5	6	7	8	9	10	4
11	12	13	14	15	16	17	5
18	19	20	21	22	23	24	5
25	26	27	28	29	30		2

July 17

Su	M	Tu	W	Th	F	Sa	
						1	0
2	3	4	5	6	7	8	0
9	10	11	12	13	14	15	0
16	17	18	19	20	21	22	0
23	24	25	26	27	28	29	0
30	31						1

July 16

Su	M	Tu	W	Th	F	Sa	
					1	2	0
3	4	5	6	7	8	9	0
10	11	12	13	14	15	16	0
17	18	19	20	21	22	23	0
24	25	26	27	28	29	30	0
31							0

Legend

Kindergarten ONLY-1/2 Day

First and Last Day for Students

End of Term Dates

Parent/Teacher Conferences

Report Cards Due

School Closed

School Closed - PD DAY for Teachers

School Closed - Data Day

Secondary Leader Retreat ELA & Math

All Leader Retreat

Saturday Academy

STEP/FP Due Dates (9/30 for K only)

Rally Window (2-8)

NYS ELA Exam (3-8)

NYS Math Exam (3-8)

Science Performance Test (4,8)

Science Written (4,8)

Regents - Algebra I