



# Entry 1 School Information

Created: 07/14/2017 • Last updated: 08/01/2017

Please be advised that you will need to complete this cover page (including signatures) before all of the other tasks assigned to you by your authorizer are visible on your task page. While completing this task, please ensure that you select the correct authorizer (**as of June 30, 2017**) or you may not be assigned the correct tasks.

**a. SCHOOL NAME AND BEDS#** EXPLORE EMPOWER CS (SUNY Trustees)

(Select name from the drop down menu)

**b. CHARTER AUTHORIZER** SUNY Authorized Charter School

(For technical reasons, please re select authorizer name from the drop down menu).

**c. DISTRICT / CSD OF LOCATION** NYC CSD 17

## d1. SCHOOL INFORMATION

	PRIMARY ADDRESS	PHONE NUMBER	FAX NUMBER	EMAIL ADDRESS
	188 Rochester Ave Brooklyn NY 11213	[REDACTED]	[REDACTED]	[REDACTED]

## d2. PHONE CONTACT NUMBER FOR AFTER HOURS EMERGENCIES

Contact Name	Veronica Wooley
Title	Director of Operations
Emergency Phone Number (### ### ####)	[REDACTED]

**e. SCHOOL WEB ADDRESS (URL)** <http://explorenetwork.org/schools/empower>

**f. DATE OF INITIAL CHARTER** 12/2008

**g. DATE FIRST OPENED FOR INSTRUCTION** 09/2009

**i. TOTAL ENROLLMENT ON JUNE 30, 2017** 505

**j. GRADES SERVED IN SCHOOL YEAR 2016-17**

Check all that apply

Grades Served	K, 1, 2, 3, 4, 5, 6, 7, 8
---------------	---------------------------

**k1. DOES THE SCHOOL CONTRACT WITH A CHARTER OR EDUCATIONAL MANAGEMENT ORGANIZATION?** Yes

**k2. NAME OF CMO/EMO AND ADDRESS**

NAME OF CMO/EMO	Explore Schools Inc.
PHYSICAL STREET ADDRESS	20 Jay Street, Suite 211
CITY	Brooklyn
STATE	NY
ZIP CODE	11201
EMAIL ADDRESS	[REDACTED]

**l1. FACILITIES**

Does the school maintain or operate multiple sites?

	No, just one site.
--	--------------------

## 12. SCHOOL SITES

Please list the sites where the school will operate for the upcoming school year.

	Physical Address	Phone Number	District/CSD	Grades Served at Site	School at Full Capacity at Site	Facilities Agreement
Site 1 (same as primary site)	188 Rochester Ave Brooklyn, NY 11213	[REDACTED]	CSD 17	K 8	Yes	DOE space
Site 2						
Site 3						

### 12a. Please provide the contact information for Site 1.

	Name	Work Phone	Alternate Phone	Email Address
School Leader	Christina Cotter	[REDACTED]		[REDACTED]
Operational Leader	Veronica Woolley	[REDACTED]		[REDACTED]
Compliance Contact	Rebecca Daverin	[REDACTED]		[REDACTED]
Complaint Contact	Gabrielle Haenn	[REDACTED]		[REDACTED]

**m1. Is the school or are the school sites co-located?** Yes

**m2. Please list the terms of your current co-location.**

	Date school will leave current co location	Is school working with NYCDOE to expand into current space?	If so, list year expansion will occur.	Is school working with NYCDOE to move to separate space?	If so, list the proposed space and year planned for move	School at Full Capacity at Site
Site 1 (primary site)		No		No		Yes
Site 2						
Site 3						

**n1. Were there any revisions to the school’s charter during the 2016-17 school year? (Please include approved or pending material and non-material charter revisions).** No

**o. Name and Position of Individual(s) Who Completed the 2016-17 Annual Report.** Rachel Wiley, Data and Operations Associate

**p. Our signatures below attest that all of the information contained herein is truthful and accurate and that this charter school is in compliance with all aspects of its charter, and with all pertinent Federal, State, and local laws, regulations, and rules. We understand that if any information in any part of this report is found to have been deliberately misrepresented, that will constitute grounds for the revocation of our charter. Check YES if you agree and then use the mouse on your PC or the stylist on your mobile device to sign your name).**

Yes

**Signature, Head of Charter School**

A large, stylized handwritten signature in black ink, consisting of several overlapping loops and a long, sweeping tail that curves upwards to the right.

**Signature, President of the Board of Trustees**

Two distinct handwritten signatures in black ink. The one on the left is a cursive signature with a large initial 'H' and a long, wavy tail. The one on the right is a more geometric signature consisting of a horizontal line with three vertical lines intersecting it, and a longer horizontal line extending to the right from the bottom intersection.

**Date**

2017/08/01

**Thank you.**



# Entry 2 NYS School Report Card Link

Created: 07/14/2017 • Last updated: 07/27/2017

## 1. NEW YORK STATE REPORT CARD

**Provide a direct URL or web link to the most recent New York State School Report Card for the charter school (See <https://reportcards.nysed.gov/>).**

(Charter schools completing year one will not yet have a School Report Card or link to one. Please type "URL is not available" in the space provided).

<https://data.nysed.gov/reportcard.php?instid=800000063972&year=2016&createreport=1&allchecked=1&enrollment=1&avgclasssize=1&freelunch=1&attendance=1&suspensions=1&teacherqual=1&teacherturnover=1&staffcounts=1&38ELA=1&38MATH=1&48SCI=1&lep=1&naep=1&elemELA=1&elemMATH=1&elemSci=1&unweighted=1>



# Entry 4 Expenditures per Child

Last updated: 07/31/2017

## Financial Information

This information is required of ALL charter schools. Provide the following measures of fiscal performance of the charter school in Appendix B (Total Expenditures and Administrative Expenditures Per Child):

### 1. Total Expenditures Per Child

To calculate '**Total Expenditures per Child**' take total expenditures (from the unaudited 2016-17 Schedule of Functional Expenses) and divide by the year end FTE student enrollment. (Integers Only. No dollar signs or commas).

**Note:** The information on the Schedule of Functional Expenses on pages 41-43 of the Audit Guide can help schools locate the amounts to use in the two per pupil calculations: <http://www.p12.nysed.gov/psc/AuditGuide.html>

Line 1: Total Expenditures	8143012
Line 2: Year End FTE student enrollment	511
Line 3: Divide Line 1 by Line 2	15935

## 2. Administrative Expenditures per Child

To calculate **'Administrative Expenditures per Child'** To calculate "Administrative Expenditures per Child" first *add* together the following:

1. Take the relevant portion from the 'personnel services cost' row and the 'management and general' column (from the unaudited 2016 17 Schedule of Functional Expenses)
2. Any contracted administrative/management fee paid to other organizations or corporations
3. Take the total from above and divide it by the year end FTE enrollment. The relevant portion that must be included in this calculation is defined as follows:

Administrative Expenditures: Administration and management of the charter school includes the activities and personnel of the offices of the chief school officer, the finance or business offices, school operations personnel, data management and reporting, human resources, technology, etc. It also includes those administrative and management services provided by other organizations or corporations on behalf of the charter school for which the charter school pays a fee or other compensation. Do not include the FTE of personnel whose role is to directly support the instructional program.

**Notes:**  
***The information on the Schedule of Functional Expenses on pages 41-43 of the Audit Guide can help schools locate the amounts to use in the two per pupil calculations:***  
**<http://www.p12.nysed.gov/psc/AuditGuide.html>.**  
**Employee benefit costs or expenditures should not be reported in the above calculations.**

Line 1: Relevant Personnel Services Cost (Row)	4874165
Line 2: Management and General Cost (Column)	1297311
Line 3: Sum of Line 1 and Line 2	6171476
Line 5: Divide Line 3 by the Year End FTE student enrollment	12077

***Thank you.***



**GENERAL INSTRUCTIONS FOR  
ANNUAL BUDGET/QUARTERLY REPORT**

**TEMPLATE TABS**

**1- GRAY tab contains the Instructions**




<a href="#">Instructions</a>	Provides description of tabs and input requirements.
<a href="#">Funding by District</a>	Charter School Tuition Rates

**2- BLUE tabs require input of information**

<a href="#">1.) Name of School</a>	>Select school name from list. >Enter contact information.
<a href="#">2.) Enrollment</a>	Enter enrollment information for Annual Budget (& Revisions) and Quarterly Actuals. Includes: >Enrollment by Grade >Enrollment by District
<a href="#">3.) Staffing Plan</a>	Enter staffing plan information for Annual Budget (& Revisions) and Quarterly Actuals. Includes: >Full Time Equivalent (FTE), by Position Category, By Quarter
<a href="#">4.) Yearly Budget</a>	Enter Yearly Budget information. Includes: >"Pior Year" column may be completed based upon preliminary data, and adjusted with Annual Audited data when the Quarter 2 Actuals are being submitted. (Note: Quarterly Revenue allocation may be set) >Budgeted Enrollment data and Per Pupil Revenue for the current year are populated based upon input on tab "2.) Enrollment." >Budgeted FTE for current year is populated based upon input on tab "3.) Staffing Plan." >All other sources of revenue >All expenses >Budget Revisions, as necessary and <i>approved</i> by the school's Board of Directors, should be submitted when submitting Quarterly Actuals.
<a href="#">5.) Balance Sheet</a>	Enter Balance Sheet information for EdCorps. Separate schools merged into a primary EdCorp should NOT use this tab. >"Pior Year" column may be completed based upon preliminary data, and adjusted with Annual Audited data when the Quarter 2 Actuals are being submitted.

<a href="#">6.) Quarterly Report</a>	Enter Actual Quarterly Report information . Includes: >Actual Enrollment data and Per Pupil Revenue for the current year are populated based upon input on tab "2.) Enrollment." >Actual FTE for current year is populated based upon input on tab "3.) Staffing Plan." >All other sources of revenue >All expenses
<a href="#">7.) Annual Report Requirement</a>	Complete when submitting Actual Quarter 4.

**CELL COLORS & GUIDANCE COMMENTS**

-  = Enter information into the light BLUE shaded cells.
-  = Cells labeled in ORANGE containe guidance regarding the input of information.
-  = Cells containing RED triangles in the upper right corner contain "guidance comments" on that particular line item. Please "mouse-over" the triangle to reveal each comment.

**Charter Funding Alphabetical By NYS School District  
\* (Sum of Charter School Basic Tuition and Supplemental Basic Tuition)**



## ANNUAL BUDGET & QUARTERLY REPORT TEMPLATE

### Explore Empower Charter School

#### SCHOOL

<b>Name:</b>	Explore Empower Charter School
--------------	--------------------------------

#### CONTACT INFORMATION

<b>Contact Name:</b>	Shawn-Ann Mullen
<b>Contact Title:</b>	CFO
<b>Contact Email:</b>	[REDACTED]
<b>Contact Phone:</b>	[REDACTED]

#### REPORT PERIOD

<b>Current Academic Year:</b>	2017-18
<b>Prior Academic Year:</b>	2016-17









**PLAN - FULL TIME EQUIVALENT**

**STAFFING PLAN - FULL TIME EQUIVALENT ("FTE")**

**\*NOTE:** Enter the number of FTE positions in the "blue" cells.

**\*NOTE:** If there are NO budget revisions at the time of quarterly submittal leave the 'REVISED' Column(s) COMPLETELY BLANK.

ADMINISTRATIVE PERSONNEL FTE	ADMINISTRATIVE PERSONNEL FTE	PRIOR YEAR
		2016-17
		ACTUAL
Executive Management	Executive Management	
Instructional Management	Instructional Management	3.0
Deans, Directors & Coordinators	Deans, Directors & Coordinators	9.0
CFO / Director of Finance	CFO / Director of Finance	
Operation / Business Manager	Operation / Business Manager	3.0
Administrative Staff	Administrative Staff	6.0
<b>TOTAL ADMINISTRATIVE STAFF</b>	<b>TOTAL ADMINISTRATIVE STAFF</b>	<b>21.0</b>

ANNUAL BUDGETED FTE							
Q1		Q2		Q3		Q4	
Original	Revised	Original	Revised	Original	Revised	Original	Revised
4.0		4.0		4.0		4.0	
8.8		8.8		8.8		8.8	
4.5		4.5		4.5		4.5	
5.0		5.0		5.0		5.0	
22.3	0.0	22.3	0.0	22.3	0.0	22.3	0.0

INSTRUCTIONAL PERSONNEL FTE	INSTRUCTIONAL PERSONNEL FTE	PRIOR YEAR
		2016-17
		ACTUAL
Teachers - Regular	Teachers - Regular	40.0
Teachers - SPED	Teachers - SPED	4.0
Substitute Teachers	Substitute Teachers	
Teaching Assistants	Teaching Assistants	
Specialty Teachers	Specialty Teachers	4.0
Aides	Aides	
Therapists & Counselors	Therapists & Counselors	3.0
Other	Other	
<b>TOTAL INSTRUCTIONAL</b>	<b>TOTAL INSTRUCTIONAL</b>	<b>51.0</b>

ANNUAL BUDGETED FTE							
Q1		Q2		Q3		Q4	
Original	Revised	Original	Revised	Original	Revised	Original	Revised
40.0		40.0		40.0		40.0	
6.0		6.0		6.0		6.0	
5.0		5.0		5.0		5.0	
2.7		2.7		2.7		2.7	
53.7	0.0	53.7	0.0	53.7	0.0	53.7	0.0

NON-INSTRUCTIONAL PERSONNEL FTE	NON-INSTRUCTIONAL PERSONNEL FTE	PRIOR YEAR
		2016-17
		ACTUAL
Nurse	Nurse	
Librarian	Librarian	
Custodian	Custodian	
Security	Security	
Other	Other	
<b>TOTAL NON-INSTRUCTIONAL</b>	<b>TOTAL NON-INSTRUCTIONAL</b>	<b>0.0</b>

ANNUAL BUDGETED FTE							
Q1		Q2		Q3		Q4	
Original	Revised	Original	Revised	Original	Revised	Original	Revised
0.0	0.0	0.0	0.0	0.0	0.0	0.0	0.0

<b>TOTAL PERSONNEL SERVICE FTE</b>	<b>TOTAL PERSONNEL SERVICE FTE</b>	<b>72.0</b>
------------------------------------	------------------------------------	-------------

<b>76.0</b>	<b>0.0</b>	<b>76.0</b>	<b>0.0</b>	<b>76.0</b>	<b>0.0</b>	<b>76.0</b>	<b>0.0</b>
-------------	------------	-------------	------------	-------------	------------	-------------	------------

**XPLORE EMPOWER CHARTER SC  
2017-18**

**PLAN - FULL TIME EQUIVALENT**

**\*NOTE:** Enter the number of FTE positions in the "blue" cells. *Should be input.*

**\*NOTE:** State the assumptions that are being made for personnel FTE levels.

<b>ADMINISTRATIVE PERSONNEL FTE</b>		<b>Description of Assumptions</b>
	<b>Q4</b>	
	<b>Actual</b>	
Executive Management		
Instructional Management		
Deans, Directors & Coordinators		
CFO / Director of Finance		
Operation / Business Manager		
Administrative Staff		
<b>TOTAL ADMINISTRATIVE STAFF</b>	0.0	

<b>INSTRUCTIONAL PERSONNEL FTE</b>		<b>Description of Assumptions</b>
	<b>Q4</b>	
	<b>Actual</b>	
Teachers - Regular		
Teachers - SPED		
Substitute Teachers		
Teaching Assistants		
Specialty Teachers		
Aides		
Therapists & Counselors		
Other		
<b>TOTAL INSTRUCTIONAL</b>	0.0	

<b>NON-INSTRUCTIONAL PERSONNEL FTE</b>		<b>Description of Assumptions</b>
	<b>Q4</b>	
	<b>Actual</b>	
Nurse		
Librarian		
Custodian		
Security		
Other		
<b>TOTAL NON-INSTRUCTIONAL</b>	0.0	

<b>TOTAL PERSONNEL SERVICE FTE</b>	0.0	
------------------------------------	-----	--



<b>EXPLORE EMPOWER CHARTER SCHOOL</b>								
<b>Budget / Operating Plan</b>								
<b>2017-18</b>								
	<b>8,865,685</b>	<b>2,156,623</b>	-	-	<b>2,173,577</b>	-	-	<b>2,250,909</b>
<b>Total Revenue</b>								
<b>Total Expenses</b>								
<b>Net Income</b>								
<b>Actual Student Enrollment</b>								
	<b>Prior Year Actual</b>	<b>1st Quarter - 7/1 - 9/30</b>			<b>2nd Quarter - 10/1 - 12/31</b>			<b>3rd Q</b>
	<b>2016-17</b>	<b>Original</b>	<b>Revised</b>	<b>Variance</b>	<b>Original</b>	<b>Revised</b>	<b>Variance</b>	<b>Original</b>
	<b>Revenue Per</b>	<b>Budget</b>	<b>Budget</b>		<b>Budget</b>	<b>Budget</b>		<b>Budget</b>
	<b>Pupil</b>							
Charter School Program (CSP) Planning & Implementation				-			-	
Other				-			-	
Other				-			-	
<b>TOTAL REVENUE FROM FEDERAL SOURCES</b>	<b>335,129</b>	<b>50,863</b>		-	<b>67,817</b>		-	<b>137,649</b>
<b>LOCAL and OTHER REVENUE</b>								
Contributions and Donations	10,000	-		-	-		-	7,500
Fundraising	380			-			-	
Erate Reimbursement	61,150	12,994		-	12,994		-	12,994
Earnings on Investments				-			-	
Interest Income	28			-			-	
Food Service (Income from meals)				-			-	
Text Book				-			-	
OTHER	<u>1,500</u>	<u>1,500</u>		-	<u>1,500</u>		-	<u>1,500</u>
<b>TOTAL REVENUE FROM LOCAL and OTHER SOURCES</b>	<b>73,058</b>	<b>14,494</b>		-	<b>14,494</b>		-	<b>21,994</b>
<b>TOTAL REVENUE</b>	<b>8,865,685</b>	<b>2,156,623</b>		-	<b>2,173,577</b>		-	<b>2,250,909</b>

**EXPLORE EMPOWER CHARTER SCHOOL**  
**Budget / Operating Plan**  
**2017-18**

<b>Total Revenue</b>	<b>8,865,685</b>	<b>2,156,623</b>	-	-	<b>2,173,577</b>	-	-	<b>2,250,909</b>
<b>Total Expenses</b>	<b>8,424,759</b>	<b>1,846,896</b>	-	-	<b>2,169,424</b>	-	-	<b>2,169,424</b>
<b>Net Income</b>	<b>440,926</b>	<b>309,727</b>	-	-	<b>4,153</b>	-	-	<b>81,485</b>
<b>Actual Student Enrollment</b>	<b>509</b>	<b>508</b>	-	-	<b>508</b>	-	-	<b>508</b>
	<b>Prior Year Actual</b>	<b>1st Quarter - 7/1 - 9/30</b>			<b>2nd Quarter - 10/1 - 12/31</b>			<b>3rd Q</b>
	<b>2016-17</b>	<b>Original</b>	<b>Revised</b>		<b>Original</b>	<b>Revised</b>		<b>Original</b>
	<b>Revenue Per Pupil</b>	<b>Budget</b>	<b>Budget</b>	<b>Variance</b>	<b>Budget</b>	<b>Budget</b>	<b>Variance</b>	<b>Budget</b>

**EXPENSES**

<b>ADMINISTRATIVE STAFF PERSONNEL COSTS</b>		Avg. No. of Positions							
Executive Management	-				-			-	
Instructional Management	4.00	372,379	113,813		-	113,813		-	113,813
Deans, Directors & Coordinators	8.80	676,362	181,298		-	181,298		-	181,298
CFO / Director of Finance	-				-			-	
Operation / Business Manager	4.50	236,660	79,305		-	79,305		-	79,305
Administrative Staff	5.00	256,734	55,125		-	55,125		-	55,125
<b>TOTAL ADMINISTRATIVE STAFF</b>	<b>22.30</b>	<b>1,542,135</b>	<b>429,541</b>	<b>-</b>	<b>-</b>	<b>429,541</b>	<b>-</b>	<b>-</b>	<b>429,541</b>
<b>INSTRUCTIONAL PERSONNEL COSTS</b>									
Teachers - Regular	40.00	2,450,970	431,460		-	647,190		-	647,190
Teachers - SPED	6.00	312,750	76,808		-	115,213		-	115,213
Substitute Teachers	-	100,000	6,667		-	20,000		-	20,000
Teaching Assistants	-				-			-	
Specialty Teachers	5.00	326,500	53,975		-	80,963		-	80,963
Aides	-				-			-	
Therapists & Counselors	2.70	210,038	34,146		-	51,219		-	51,219
Other	-	125,000	8,333		-	19,333		-	19,333
<b>TOTAL INSTRUCTIONAL</b>	<b>53.70</b>	<b>3,525,258</b>	<b>611,389</b>	<b>-</b>	<b>-</b>	<b>933,917</b>	<b>-</b>	<b>-</b>	<b>933,917</b>
<b>NON-INSTRUCTIONAL PERSONNEL COSTS</b>									
Nurse	-				-			-	
Librarian	-				-			-	
Custodian	-				-			-	
Security	-				-			-	
Other	-				-			-	
<b>TOTAL NON-INSTRUCTIONAL</b>	<b>-</b>	<b>-</b>	<b>-</b>	<b>-</b>	<b>-</b>	<b>-</b>	<b>-</b>	<b>-</b>	<b>-</b>
<b>SUBTOTAL PERSONNEL SERVICE COSTS</b>	<b>76.00</b>	<b>5,067,393</b>	<b>1,040,930</b>	<b>-</b>	<b>-</b>	<b>1,363,459</b>	<b>-</b>	<b>-</b>	<b>1,363,459</b>
<b>PAYROLL TAXES AND BENEFITS</b>									
Payroll Taxes		427,095	112,551		-	112,551		-	112,551
Fringe / Employee Benefits		764,011	226,719		-	226,719		-	226,719

		EXPLORE EMPOWER CHARTER SCHOOL Budget / Operating Plan 2017-18							
<b>Total Revenue</b>		<b>8,865,685</b>	<b>2,156,623</b>	-	-	<b>2,173,577</b>	-	-	<b>2,250,909</b>
<b>Total Expenses</b>		<b>8,424,759</b>	<b>1,846,896</b>	-	-	<b>2,169,424</b>	-	-	<b>2,169,424</b>
<b>Net Income</b>		<b>440,926</b>	<b>309,727</b>	-	-	<b>4,153</b>	-	-	<b>81,485</b>
<b>Actual Student Enrollment</b>		<b>509</b>	<b>508</b>	-	-	<b>508</b>	-	-	<b>508</b>
		<b>Prior Year Actual</b>	<b>1st Quarter - 7/1 - 9/30</b>			<b>2nd Quarter - 10/1 - 12/31</b>			<b>3rd Q</b>
		<b>2016-17</b>	<b>Original</b>	<b>Revised</b>		<b>Original</b>	<b>Revised</b>		<b>Original</b>
		<b>Revenue Per Pupil</b>	<b>Budget</b>	<b>Budget</b>	<b>Variance</b>	<b>Budget</b>	<b>Budget</b>	<b>Variance</b>	<b>Budget</b>
Retirement / Pension		<u>66,808</u>	<u>1,250</u>		-	<u>1,250</u>		-	<u>1,250</u>
TOTAL PAYROLL TAXES AND BENEFITS		1,257,914	340,520	-	-	340,520	-	-	340,520
<b>TOTAL PERSONNEL SERVICE COSTS</b>		<b>6,325,307</b>	<b>1,381,450</b>	-	-	<b>1,703,979</b>	-	-	<b>1,703,979</b>
<b>CONTRACTED SERVICES</b>									
Accounting / Audit		13,072	-		-	-		-	-
Legal					-			-	
Management Company Fee		855,086	225,964		-	225,964		-	225,964
Nurse Services					-			-	
Food Service / School Lunch					-			-	
Payroll Services		18,686	3,250		-	3,250		-	3,250
Special Ed Services		75,000	1,250		-	1,250		-	1,250
Titlement Services (i.e. Title I)					-			-	
Other Purchased / Professional / Consulting		<u>54,100</u>	<u>33,000</u>		-	<u>33,000</u>		-	<u>33,000</u>
<b>TOTAL CONTRACTED SERVICES</b>		<b>1,015,944</b>	<b>263,464</b>	-	-	<b>263,464</b>	-	-	<b>263,464</b>

**EXPLORE EMPOWER CHARTER SCHOOL**  
**Budget / Operating Plan**  
**2017-18**

<b>Total Revenue</b>	<b>8,865,685</b>	<b>2,156,623</b>	-	-	<b>2,173,577</b>	-	-	<b>2,250,909</b>
<b>Total Expenses</b>	<b>8,424,759</b>	<b>1,846,896</b>	-	-	<b>2,169,424</b>	-	-	<b>2,169,424</b>
<b>Net Income</b>	<b>440,926</b>	<b>309,727</b>	-	-	<b>4,153</b>	-	-	<b>81,485</b>
<b>Actual Student Enrollment</b>	<b>509</b>	<b>508</b>	-	-	<b>508</b>	-	-	<b>508</b>

	Prior Year Actual 2016-17 Revenue Per Pupil	1st Quarter - 7/1 - 9/30			2nd Quarter - 10/1 - 12/31			3rd Q
		Original Budget	Revised Budget	Variance	Original Budget	Revised Budget	Variance	Original Budget

**SCHOOL OPERATIONS**

Board Expenses				-				-
Classroom / Teaching Supplies & Materials	165,200	40,875		-	40,875			-
Special Ed Supplies & Materials	9,000	1,000		-	1,000			-
Textbooks / Workbooks	41,409	10,094		-	10,094			-
Supplies & Materials other	15,000			-				-
Equipment / Furniture	87,429	14,100		-	14,100			-
Telephone	52,500	15,850		-	15,850			-
Technology	136,004	32,650		-	32,650			-
Student Testing & Assessment	10,000	1,750		-	1,750			-
Field Trips	14,000	4,750		-	4,750			-
Transportation (student)		250		-	250			-
Student Services - other	34,500	9,713		-	9,713			-
Office Expense	127,000	28,750		-	28,750			-
Staff Development	77,000	18,750		-	18,750			-
Staff Recruitment	34,000	3,125		-	3,125			-
Student Recruitment / Marketing	20,000	3,750		-	3,750			-
School Meals / Lunch	36,000	2,500		-	2,500			-
Travel (Staff)	6,500	250		-	250			-
Fundraising				-				-
Other	<u>7,600</u>	<u>1,375</u>		-	<u>1,375</u>			-
<b>TOTAL SCHOOL OPERATIONS</b>	<b>873,142</b>	<b>189,532</b>		-	<b>189,532</b>		-	<b>189,532</b>

**FACILITY OPERATION & MAINTENANCE**

Insurance	40,367	10,700		-	10,700			-
Janitorial				-				-
Building and Land Rent / Lease / Facility Finance Interest	20,000	500		-	500			-
Repairs & Maintenance	5,000	1,250		-	1,250			-
Equipment / Furniture				-				-
Security				-				-
Utilities				-				-
<b>TOTAL FACILITY OPERATION &amp; MAINTENANCE</b>	<b>65,367</b>	<b>12,450</b>		-	<b>12,450</b>		-	<b>12,450</b>

**DEPRECIATION & AMORTIZATION**

	145,000	-		-	-			-
--	---------	---	--	---	---	--	--	---

**RESERVES / CONTINGENCY**

				-				-
--	--	--	--	---	--	--	--	---

**EXPLORE EMPOWER CHARTER SCHOOL**  
**Budget / Operating Plan**  
**2017-18**

<b>Total Revenue</b>	<b>8,865,685</b>	<b>2,156,623</b>	-	-	<b>2,173,577</b>	-	-	<b>2,250,909</b>
<b>Total Expenses</b>	<b>8,424,759</b>	<b>1,846,896</b>	-	-	<b>2,169,424</b>	-	-	<b>2,169,424</b>
<b>Net Income</b>	<b>440,926</b>	<b>309,727</b>	-	-	<b>4,153</b>	-	-	<b>81,485</b>
<b>Actual Student Enrollment</b>	<b>509</b>	<b>508</b>	-	-	<b>508</b>	-	-	<b>508</b>
	<b>Prior Year Actual</b>	<b>1st Quarter - 7/1 - 9/30</b>			<b>2nd Quarter - 10/1 - 12/31</b>			<b>3rd C</b>
	<b>2016-17</b>	<b>Original</b>	<b>Revised</b>		<b>Original</b>	<b>Revised</b>		<b>Original</b>
	<b>Revenue Per Pupil</b>	<b>Budget</b>	<b>Budget</b>	<b>Variance</b>	<b>Budget</b>	<b>Budget</b>	<b>Variance</b>	<b>Budget</b>
<b>TOTAL EXPENSES</b>	<b>8,424,759</b>	<b>1,846,896</b>	-	-	<b>2,169,424</b>	-	-	<b>2,169,424</b>
<b>NET INCOME</b>	<b>440,926</b>	<b>309,727</b>	-	-	<b>4,153</b>	-	-	<b>81,485</b>





<b>Total Revenue</b>	-	-	<b>2,373,847</b>	-	-
<b>Total Expenses</b>	-	-	<b>2,707,970</b>	-	-
<b>Net Income</b>	-	-	<b>(334,123)</b>	-	-
<b>Actual Student Enrollment</b>	-	-	<b>508</b>	-	-
	<b>Quarter - 1/1 - 3/31</b>		<b>4th Quarter - 4/1 - 6/30</b>		
	<b>Revised Budget</b>	<b>Variance</b>	<b>Original Budget</b>	<b>Revised Budget</b>	<b>Variance</b>
Charter School Program (CSP) Planning & Implementation		-			-
Other		-			-
Other		=			=
<b>TOTAL REVENUE FROM FEDERAL SOURCES</b>	-	-	67,820	-	-
<b>LOCAL and OTHER REVENUE</b>					
Contributions and Donations		-	7,500		-
Fundraising		-			-
Erate Reimbursement		-	12,994		-
Earnings on Investments		-			-
Interest Income		-			-
Food Service (Income from meals)		-			-
Text Book		-			-
OTHER		=	<u>1,500</u>		=
<b>TOTAL REVENUE FROM LOCAL and OTHER SOURCES</b>	-	-	21,994	-	-
<b>TOTAL REVENUE</b>	-	-	<b>2,373,847</b>	-	-

<b>Total Revenue</b>		-	-	<b>2,373,847</b>	-
<b>Total Expenses</b>		-	-	<b>2,707,970</b>	-
<b>Net Income</b>		-	-	<b>(334,123)</b>	-
<b>Actual Student Enrollment</b>		-	-	<b>508</b>	-
		<b>Quarter - 1/1 - 3/31</b>		<b>4th Quarter - 4/1 - 6/30</b>	
		<b>Revised Budget</b>	<b>Variance</b>	<b>Original Budget</b>	<b>Revised Budget</b>
				<b>Variance</b>	
<b>EXPENSES</b>					
<b>ADMINISTRATIVE STAFF PERSONNEL COSTS</b>		Avg. No. of Positions			
Executive Management	-		-		-
Instructional Management	4.00		-	113,813	-
Deans, Directors & Coordinators	8.80		-	181,298	-
CFO / Director of Finance	-		-		-
Operation / Business Manager	4.50		-	79,305	-
Administrative Staff	5.00		-	55,125	-
<b>TOTAL ADMINISTRATIVE STAFF</b>	<b>22.30</b>	-	-	<b>429,541</b>	-
<b>INSTRUCTIONAL PERSONNEL COSTS</b>					
Teachers - Regular	40.00		-	862,920	-
Teachers - SPED	6.00		-	153,617	-
Substitute Teachers	-		-	33,333	-
Teaching Assistants	-		-		-
Specialty Teachers	5.00		-	107,950	-
Aides	-		-		-
Therapists & Counselors	2.70		-	68,292	-
Other	-		-	41,101	-
<b>TOTAL INSTRUCTIONAL</b>	<b>53.70</b>	-	-	<b>1,267,213</b>	-
<b>NON-INSTRUCTIONAL PERSONNEL COSTS</b>					
Nurse	-		-		-
Librarian	-		-		-
Custodian	-		-		-
Security	-		-		-
Other	-		-		-
<b>TOTAL NON-INSTRUCTIONAL</b>	<b>-</b>	-	-	<b>-</b>	-
<b>SUBTOTAL PERSONNEL SERVICE COSTS</b>		76.00	-	1,696,754	-
<b>PAYROLL TAXES AND BENEFITS</b>					
Payroll Taxes	-		-	112,551	-
Fringe / Employee Benefits	-		-	226,719	-

<b>Total Revenue</b>		-	-	<b>2,373,847</b>	-	-
<b>Total Expenses</b>		-	-	<b>2,707,970</b>	-	-
<b>Net Income</b>		-	-	<b>(334,123)</b>	-	-
<b>Actual Student Enrollment</b>		-	-	<b>508</b>	-	-
		<b>Quarter - 1/1 - 3/31</b>		<b>4th Quarter - 4/1 - 6/30</b>		
		<b>Revised Budget</b>	<b>Variance</b>	<b>Original Budget</b>	<b>Revised Budget</b>	<b>Variance</b>
Retirement / Pension			-	<u>46,250</u>		-
TOTAL PAYROLL TAXES AND BENEFITS		-	-	385,520	-	-
<b>TOTAL PERSONNEL SERVICE COSTS</b>						
	76.00	-	-	2,082,274	-	-
<b>CONTRACTED SERVICES</b>						
Accounting / Audit			-	20,250		-
Legal			-			-
Management Company Fee			-	225,964		-
Nurse Services			-			-
Food Service / School Lunch			-			-
Payroll Services			-	3,250		-
Special Ed Services			-	1,250		-
Titlement Services (i.e. Title I)			-			-
Other Purchased / Professional / Consulting			-	<u>33,000</u>		-
<b>TOTAL CONTRACTED SERVICES</b>		-	-	283,714	-	-

<b>Total Revenue</b>	-	-	<b>2,373,847</b>	-	-
<b>Total Expenses</b>	-	-	<b>2,707,970</b>	-	-
<b>Net Income</b>	-	-	<b>(334,123)</b>	-	-
<b>Actual Student Enrollment</b>	-	-	<b>508</b>	-	-
	<b>Quarter - 1/1 - 3/31</b>		<b>4th Quarter - 4/1 - 6/30</b>		
	<b>Revised Budget</b>	<b>Variance</b>	<b>Original Budget</b>	<b>Revised Budget</b>	<b>Variance</b>
<b>SCHOOL OPERATIONS</b>					
Board Expenses		-			-
Classroom / Teaching Supplies & Materials		-	40,875		-
Special Ed Supplies & Materials		-	1,000		-
Textbooks / Workbooks		-	10,094		-
Supplies & Materials other		-			-
Equipment / Furniture		-	14,100		-
Telephone		-	15,850		-
Technology		-	32,650		-
Student Testing & Assessment		-	1,750		-
Field Trips		-	4,750		-
Transportation (student)		-	250		-
Student Services - other		-	9,713		-
Office Expense		-	28,750		-
Staff Development		-	18,750		-
Staff Recruitment		-	3,125		-
Student Recruitment / Marketing		-	3,750		-
School Meals / Lunch		-	2,500		-
Travel (Staff)		-	250		-
Fundraising		-			-
Other		-	1,375		-
<b>TOTAL SCHOOL OPERATIONS</b>	-	-	<b>189,532</b>	-	-
<b>FACILITY OPERATION &amp; MAINTENANCE</b>					
Insurance		-	10,700		-
Janitorial		-			-
Building and Land Rent / Lease / Facility Finance Interest		-	500		-
Repairs & Maintenance		-	1,250		-
Equipment / Furniture		-			-
Security		-			-
Utilities		-			-
<b>TOTAL FACILITY OPERATION &amp; MAINTENANCE</b>	-	-	<b>12,450</b>	-	-
<b>DEPRECIATION &amp; AMORTIZATION</b>		-	<b>140,000</b>		-
<b>RESERVES / CONTINGENCY</b>		-			-

<b>Total Revenue</b>	-	-	<b>2,373,847</b>	-	-
<b>Total Expenses</b>	-	-	<b>2,707,970</b>	-	-
<b>Net Income</b>	-	-	<b>(334,123)</b>	-	-
<b>Actual Student Enrollment</b>	-	-	<b>508</b>	-	-
	<b>Quarter - 1/1 - 3/31</b>		<b>4th Quarter - 4/1 - 6/30</b>		
	<b>Revised</b>		<b>Original</b>	<b>Revised</b>	
	<b>Budget</b>	<b>Variance</b>	<b>Budget</b>	<b>Budget</b>	<b>Variance</b>
<b>TOTAL EXPENSES</b>	-	-	<b>2,707,970</b>	-	-
<b>NET INCOME</b>	-	-	<b>(334,123)</b>	-	-

	Quarter - 1/1 - 3/31		4th Quarter - 4/1 - 6/30		
	Revised Budget	Variance	Original Budget	Revised Budget	Variance
	<b>Total Revenue</b>	-	-	<b>2,373,847</b>	-
<b>Total Expenses</b>	-	-	<b>2,707,970</b>	-	-
<b>Net Income</b>	-	-	<b>(334,123)</b>	-	-
<b>Actual Student Enrollment</b>	-	-	<b>508</b>	-	-
<b>ENROLLMENT - *School Districts Are Linked To Above Entries*</b>					
<b>Number of Districts:</b>	-	-	<b>1</b>	-	-
NYC CHANCELLOR'S OFFICE	-	-	508	-	-
-	-	-	-	-	-
-	-	-	-	-	-
-	-	-	-	-	-
-	-	-	-	-	-
-	-	-	-	-	-
-	-	-	-	-	-
-	-	-	-	-	-
-	-	-	-	-	-
-	-	-	-	-	-
-	-	-	-	-	-
-	-	-	-	-	-
-	-	-	-	-	-
-	-	-	-	-	-
-	-	-	-	-	-
-	-	-	-	-	-
-	-	-	-	-	-
ALL OTHER School Districts: ( Weighted Avg )	-	-	-	-	-
<b>TOTAL ENROLLMENT</b>	=	=	<b>508</b>	=	=
<b>REVENUE PER PUPIL</b>	=	=	<b>4,673</b>	=	=
<b>EXPENSES PER PUPIL</b>	-	-	<b>5,331</b>	-	-



**EXPLORE EMPOWER CHARTER SCHOOL**  
**Budget / Operating Plan**  
**2017-18**

<b>Total Revenue</b>	<b>8,954,956</b>	<b>8,954,956</b>	<b>-</b>	<b>89,271</b>	<b>89,271</b>
<b>Total Expenses</b>	<b>8,893,715</b>	<b>8,893,715</b>	<b>-</b>	<b>(468,955)</b>	<b>(468,955)</b>
<b>Net Income</b>	<b>61,241</b>	<b>61,241</b>	<b>-</b>	<b>(379,684)</b>	<b>(379,684)</b>
<b>Actual Student Enrollment</b>					
	<b>Total Year</b>			<b>VARIANCE</b>	
	<b>Original Budget</b>	<b>Revised Budget</b>	<b>Variance</b>	<b>Original Budget vs. PY Budget</b>	<b>Revised Budget vs. PY Budget</b>
Charter School Program (CSP) Planning & Implementation	-	-	-	-	-
Other	-	-	-	-	-
Other	-	-	-	-	-
<b>TOTAL REVENUE FROM FEDERAL SOURCES</b>	<b>324,149</b>	<b>324,149</b>	<b>-</b>	<b>(10,980)</b>	<b>(10,980)</b>
<b>LOCAL and OTHER REVENUE</b>					
Contributions and Donations	15,000	15,000	-	5,000	5,000
Fundraising	-	-	-	(380)	(380)
Erate Reimbursement	51,975	51,975	-	(9,175)	(9,175)
Earnings on Investments	-	-	-	-	-
Interest Income	-	-	-	(28)	(28)
Food Service (Income from meals)	-	-	-	-	-
Text Book	-	-	-	-	-
OTHER	<u>6,000</u>	<u>6,000</u>	<u>-</u>	<u>4,500</u>	<u>4,500</u>
<b>TOTAL REVENUE FROM LOCAL and OTHER SOURCES</b>	<b>72,975</b>	<b>72,975</b>	<b>-</b>	<b>(83)</b>	<b>(83)</b>
<b>TOTAL REVENUE</b>	<b>8,954,956</b>	<b>8,954,956</b>	<b>-</b>	<b>89,271</b>	<b>89,271</b>

**DESCRIPTION OF ASSUMPTIONS**

**EXPLORE EMPOWER CHARTER SCHOOL**  
**Budget / Operating Plan**  
**2017-18**

<b>Total Revenue</b>	<b>8,954,956</b>	<b>8,954,956</b>	<b>-</b>	<b>89,271</b>	<b>89,271</b>
<b>Total Expenses</b>	<b>8,893,715</b>	<b>8,893,715</b>	<b>-</b>	<b>(468,955)</b>	<b>(468,955)</b>
<b>Net Income</b>	<b>61,241</b>	<b>61,241</b>	<b>-</b>	<b>(379,684)</b>	<b>(379,684)</b>
<b>Actual Student Enrollment</b>					

Total Year			VARIANCE	
Original Budget	Revised Budget	Variance	Original Budget vs. PY Budget	Revised Budget vs. PY Budget

**DESCRIPTION OF ASSUMPTIONS**

**EXPENSES**

**ADMINISTRATIVE STAFF PERSONNEL COSTS**

Avg. No. of Positions

Executive Management	-	-	-	-	-
Instructional Management	4.00	455,252	455,252	-	(82,873)
Deans, Directors & Coordinators	8.80	725,192	725,192	-	(48,830)
CFO / Director of Finance	-	-	-	-	-
Operation / Business Manager	4.50	317,220	317,220	-	(80,560)
Administrative Staff	5.00	220,501	220,501	-	36,233
<b>TOTAL ADMINISTRATIVE STAFF</b>	<b>22.30</b>	<b>1,718,165</b>	<b>1,718,165</b>	<b>-</b>	<b>(176,030)</b>

**INSTRUCTIONAL PERSONNEL COSTS**

Teachers - Regular	40.00	2,588,760	2,588,760	-	(137,790)
Teachers - SPED	6.00	460,850	460,850	-	(148,100)
Substitute Teachers	-	80,000	80,000	-	20,000
Teaching Assistants	-	-	-	-	-
Specialty Teachers	5.00	323,850	323,850	-	2,650
Aides	-	-	-	-	-
Therapists & Counselors	2.70	204,877	204,877	-	5,161
Other	-	88,100	88,100	-	36,900
<b>TOTAL INSTRUCTIONAL</b>	<b>53.70</b>	<b>3,746,437</b>	<b>3,746,437</b>	<b>-</b>	<b>(221,179)</b>

**NON-INSTRUCTIONAL PERSONNEL COSTS**

Nurse	-	-	-	-	-
Librarian	-	-	-	-	-
Custodian	-	-	-	-	-
Security	-	-	-	-	-
Other	-	-	-	-	-
<b>TOTAL NON-INSTRUCTIONAL</b>	<b>-</b>	<b>-</b>	<b>-</b>	<b>-</b>	<b>-</b>

**SUBTOTAL PERSONNEL SERVICE COSTS**

76.00	5,464,602	5,464,602	-	(397,209)	(397,209)
-------	-----------	-----------	---	-----------	-----------

**PAYROLL TAXES AND BENEFITS**

Payroll Taxes	450,203	450,203	-	(23,108)	(23,108)
Fringe / Employee Benefits	906,877	906,877	-	(142,866)	(142,866)

**EXPLORE EMPOWER CHARTER SCHOOL**  
**Budget / Operating Plan**  
**2017-18**

	Total Year			VARIANCE	
	Original Budget	Revised Budget	Variance	Original Budget vs. PY Budget	Revised Budget vs. PY Budget
<b>Total Revenue</b>	<b>8,954,956</b>	<b>8,954,956</b>	<b>-</b>	<b>89,271</b>	<b>89,271</b>
<b>Total Expenses</b>	<b>8,893,715</b>	<b>8,893,715</b>	<b>-</b>	<b>(468,955)</b>	<b>(468,955)</b>
<b>Net Income</b>	<b>61,241</b>	<b>61,241</b>	<b>-</b>	<b>(379,684)</b>	<b>(379,684)</b>
<b>Actual Student Enrollment</b>					
Retirement / Pension	50,000	50,000	-	16,808	16,808
TOTAL PAYROLL TAXES AND BENEFITS	1,407,080	1,407,080	-	(149,166)	(149,166)
<b>TOTAL PERSONNEL SERVICE COSTS</b>	<b>6,871,682</b>	<b>6,871,682</b>	<b>-</b>	<b>(546,375)</b>	<b>(546,375)</b>
<b>CONTRACTED SERVICES</b>					
Accounting / Audit	20,250	20,250	-	(7,178)	(7,178)
Legal	-	-	-	-	-
Management Company Fee	903,854	903,854	-	(48,768)	(48,768)
Nurse Services	-	-	-	-	-
Food Service / School Lunch	-	-	-	-	-
Payroll Services	13,000	13,000	-	5,686	5,686
Special Ed Services	5,000	5,000	-	70,000	70,000
Titlement Services (i.e. Title I)	-	-	-	-	-
Other Purchased / Professional / Consulting	132,000	132,000	-	(77,900)	(77,900)
<b>TOTAL CONTRACTED SERVICES</b>	<b>1,074,104</b>	<b>1,074,104</b>	<b>-</b>	<b>(58,160)</b>	<b>(58,160)</b>

**DESCRIPTION OF ASSUMPTIONS**

76.00

**EXPLORE EMPOWER CHARTER SCHOOL**  
**Budget / Operating Plan**  
**2017-18**

<b>Total Revenue</b>	<b>8,954,956</b>	<b>8,954,956</b>	<b>-</b>	<b>89,271</b>	<b>89,271</b>
<b>Total Expenses</b>	<b>8,893,715</b>	<b>8,893,715</b>	<b>-</b>	<b>(468,955)</b>	<b>(468,955)</b>
<b>Net Income</b>	<b>61,241</b>	<b>61,241</b>	<b>-</b>	<b>(379,684)</b>	<b>(379,684)</b>
<b>Actual Student Enrollment</b>					

	<b>Total Year</b>			<b>VARIANCE</b>	
	<b>Original Budget</b>	<b>Revised Budget</b>	<b>Variance</b>	<b>Original Budget vs. PY Budget</b>	<b>Revised Budget vs. PY Budget</b>

**DESCRIPTION OF ASSUMPTIONS**

**SCHOOL OPERATIONS**

Board Expenses	-	-	-	-	-
Classroom / Teaching Supplies & Materials	163,500	163,500	-	1,700	1,700
Special Ed Supplies & Materials	4,000	4,000	-	5,000	5,000
Textbooks / Workbooks	40,376	40,376	-	1,033	1,033
Supplies & Materials other	-	-	-	15,000	15,000
Equipment / Furniture	56,400	56,400	-	31,029	31,029
Telephone	63,400	63,400	-	(10,900)	(10,900)
Technology	130,600	130,600	-	5,404	5,404
Student Testing & Assessment	7,000	7,000	-	3,000	3,000
Field Trips	19,000	19,000	-	(5,000)	(5,000)
Transportation (student)	1,000	1,000	-	(1,000)	(1,000)
Student Services - other	38,853	38,853	-	(4,353)	(4,353)
Office Expense	115,000	115,000	-	12,000	12,000
Staff Development	75,000	75,000	-	2,000	2,000
Staff Recruitment	12,500	12,500	-	21,500	21,500
Student Recruitment / Marketing	15,000	15,000	-	5,000	5,000
School Meals / Lunch	10,000	10,000	-	26,000	26,000
Travel (Staff)	1,000	1,000	-	5,500	5,500
Fundraising	-	-	-	-	-
Other	5,500	5,500	-	2,100	2,100
<b>TOTAL SCHOOL OPERATIONS</b>	<b>758,129</b>	<b>758,129</b>	<b>-</b>	<b>115,013</b>	<b>115,013</b>

**FACILITY OPERATION & MAINTENANCE**

Insurance	42,800	42,800	-	(2,433)	(2,433)
Janitorial	-	-	-	-	-
Building and Land Rent / Lease / Facility Finance Interest	2,000	2,000	-	18,000	18,000
Repairs & Maintenance	5,000	5,000	-	-	-
Equipment / Furniture	-	-	-	-	-
Security	-	-	-	-	-
Utilities	-	-	-	-	-
<b>TOTAL FACILITY OPERATION &amp; MAINTENANCE</b>	<b>49,800</b>	<b>49,800</b>	<b>-</b>	<b>15,567</b>	<b>15,567</b>

**DEPRECIATION & AMORTIZATION**

	140,000	140,000	-	5,000	5,000
--	---------	---------	---	-------	-------

**RESERVES / CONTINGENCY**

	-	-	-	-	-
--	---	---	---	---	---

**EXPLORE EMPOWER CHARTER SCHOOL**  
**Budget / Operating Plan**  
**2017-18**

<b>Total Revenue</b>	<b>8,954,956</b>	<b>8,954,956</b>	<b>-</b>	<b>89,271</b>	<b>89,271</b>
<b>Total Expenses</b>	<b>8,893,715</b>	<b>8,893,715</b>	<b>-</b>	<b>(468,955)</b>	<b>(468,955)</b>
<b>Net Income</b>	<b>61,241</b>	<b>61,241</b>	<b>-</b>	<b>(379,684)</b>	<b>(379,684)</b>
<b>Actual Student Enrollment</b>					
	<b>Total Year</b>			<b>VARIANCE</b>	
	<b>Original Budget</b>	<b>Revised Budget</b>	<b>Variance</b>	<b>Original Budget vs. PY Budget</b>	<b>Revised Budget vs. PY Budget</b>
<b>TOTAL EXPENSES</b>	<b>8,893,715</b>	<b>8,893,715</b>	<b>-</b>	<b>(468,955)</b>	<b>(468,955)</b>
<b>NET INCOME</b>	<b>61,241</b>	<b>61,241</b>	<b>-</b>	<b>(379,684)</b>	<b>(379,684)</b>

**DESCRIPTION OF ASSUMPTIONS**

**EXPLORE EMPOWER CHARTER SCHOOL  
Budget / Operating Plan**

2017-18

<b>Total Revenue</b>	8,954,956	8,954,956	-	89,271	89,271
<b>Total Expenses</b>	8,893,715	8,893,715	-	(468,955)	(468,955)
<b>Net Income</b>	61,241	61,241	-	(379,684)	(379,684)
<b>Actual Student Enrollment</b>					

**Total Year**

**VARIANCE**

<b>Original Budget</b>	<b>Revised Budget</b>	<b>Variance</b>	<b>Original Budget vs. PY Budget</b>	<b>Revised Budget vs. PY Budget</b>
----------------------------	---------------------------	-----------------	--	---

**DESCRIPTION OF ASSUMPTIONS**

**ENROLLMENT - \*School Districts Are Linked To Above Entries\***

**Number of Districts:**

NYC CHANCELLOR'S OFFICE

- 
- 
- 
- 
- 
- 
- 
- 
- 
- 
- 
- 
- 
- 
- 
- 
- 
- 
- 
- 

ALL OTHER School Districts: ( Weighted Avg )

**TOTAL ENROLLMENT**

**REVENUE PER PUPIL**

**EXPENSES PER PUPIL**

**EXPLORE EMPOWER CHARTER SCHOOL  
BALANCE SHEET  
2017-18**

**DO NOT ENTER BALANCE SHEET DATA ON THIS  
TEMPLATE**

Balance sheet data should for the Ed Corp:  
Explore Charter Schools of Brooklyn  
should be entered on the template for  
Explore Excel Charter School.

	<u>Prior Year</u>	Q1	Q2	Q3	Q4
	<u>2016-17</u>	<u>As of 9/30</u>	<u>As of 12/31</u>	<u>As of 3/31</u>	<u>As of 6/30</u>
<b><u>ASSETS</u></b>					
<b><u>CURRENT ASSETS</u></b>					
Cash and cash equivalents	-	-	-	-	-
Grants and contracts receivable	-	-	-	-	-
Accounts receivables	-	-	-	-	-
Prepaid Expenses	-	-	-	-	-
Contributions and other receivables	-	-	-	-	-
<b>TOTAL CURRENT ASSETS</b>	-	-	-	-	-
<b><u>PROPERTY, BUILDING AND EQUIPMENT, net</u></b>	-	-	-	-	-
<b><u>OTHER ASSETS</u></b>	-	-	-	-	-
<b>TOTAL ASSETS</b>	-	-	-	-	-
<b><u>LIABILITIES AND NET ASSETS</u></b>					
<b><u>CURRENT LIABILITIES</u></b>					
Accounts payable and accrued expenses	-	-	-	-	-
Accrued payroll and benefits	-	-	-	-	-
Deferred Revenue	-	-	-	-	-
Current maturities of long-term debt	-	-	-	-	-
Short Term Debt - Bonds, Notes Payable	-	-	-	-	-
Other	-	-	-	-	-
<b>TOTAL CURRENT LIABILITIES</b>	-	-	-	-	-
<b><u>LONG-TERM DEBT and NOTES PAYABLE, net current maturities</u></b>	-	-	-	-	-
<b>TOTAL LIABILITIES</b>	-	-	-	-	-
<b><u>NET ASSETS</u></b>					
Unrestricted	-	-	-	-	-
Temporarily restricted	-	-	-	-	-
<b>TOTAL NET ASSETS</b>	-	-	-	-	-
<b>TOTAL LIABILITIES AND NET ASSETS</b>	-	-	-	-	-



**EXPLORE EMPOWER CHARTER**  
**Budget / Operating Plan**

2017-18

<b>Total Revenue</b>	-	2,156,623	-	-	2,173,577	-	-
<b>Total Expenses</b>	-	1,846,896	-	-	2,169,424	-	-
<b>Net Income</b>	-	309,727	-	-	4,153	-	-
<b>Actual Student Enrollment</b>	-	508	-	-	508	-	-
<b>2017-18</b>							
<b>*NOTE: Enrollment, Revenue and Expenditure Data IN the 'Total and Variance Analysis' Section is Based on LAST ACTUAL Quarter Completed</b>							
	<b>1st Quarter - 7/1 - 9/30</b>			<b>2nd Quarter - 10/1 - 12/31</b>			<b>3rd Quarter</b>
	<b>Actual</b>	<b>Current Budget</b>	<b>Variance</b>	<b>Actual</b>	<b>Current Budget</b>	<b>Variance</b>	<b>Actual</b>
Other	-	-	-	-	-	-	-
TOTAL REVENUE FROM FEDERAL SOURCES	-	50,863	-	-	67,817	-	-
<b>LOCAL and OTHER REVENUE</b>							
Contributions and Donations	-	-	-	-	-	-	-
Fundraising	-	-	-	-	-	-	-
Erate Reimbursement	-	12,994	-	-	12,994	-	-
Earnings on Investments	-	-	-	-	-	-	-
Interest Income	-	-	-	-	-	-	-
Food Service (Income from meals)	-	-	-	-	-	-	-
Text Book	-	-	-	-	-	-	-
OTHER	-	<u>1,500</u>	-	-	<u>1,500</u>	-	-
TOTAL REVENUE FROM LOCAL and OTHER SOURCES	-	14,494	-	-	14,494	-	-
<b>TOTAL REVENUE</b>	-	<b>2,156,623</b>	-	-	<b>2,173,577</b>	-	-

**EXPLORE EMPOWER CHARTER**  
**Budget / Operating Plan**

**2017-18**

<b>Total Revenue</b>	-	<b>2,156,623</b>	-	-	<b>2,173,577</b>	-	-
<b>Total Expenses</b>	-	<b>1,846,896</b>	-	-	<b>2,169,424</b>	-	-
<b>Net Income</b>	-	<b>309,727</b>	-	-	<b>4,153</b>	-	-
<b>Actual Student Enrollment</b>	-	<b>508</b>	-	-	<b>508</b>	-	-

<b>*NOTE: Enrollment, Revenue and Expenditure Data IN the 'Total and Variance Analysis' Section is Based on LAST ACTUAL Quarter Completed</b>	<b>1st Quarter - 7/1 - 9/30</b>			<b>2nd Quarter - 10/1 - 12/31</b>			<b>3rd Quarter</b>
	<b>Actual</b>	<b>Current Budget</b>	<b>Variance</b>	<b>Actual</b>	<b>Current Budget</b>	<b>Variance</b>	<b>Actual</b>

**EXPENSES**

**ADMINISTRATIVE STAFF PERSONNEL COSTS**

	Quarter 0 No. of Positions						
Executive Management	-		-		-		
Instructional Management	-	113,813	-		113,813	-	
Deans, Directors & Coordinators	-	181,298	-		181,298	-	
CFO / Director of Finance	-		-		-	-	
Operation / Business Manager	-	79,305	-		79,305	-	
Administrative Staff	-	55,125	-		55,125	-	
<b>TOTAL ADMINISTRATIVE STAFF</b>	-	429,541	-		429,541	-	

**INSTRUCTIONAL PERSONNEL COSTS**

Teachers - Regular	-	431,460	-		647,190	-	
Teachers - SPED	-	76,808	-		115,213	-	
Substitute Teachers	-	6,667	-		20,000	-	
Teaching Assistants	-		-		-	-	
Specialty Teachers	-	53,975	-		80,963	-	
Aides	-		-		-	-	
Therapists & Counselors	-	34,146	-		51,219	-	
Other	-	8,333	-		19,333	-	
<b>TOTAL INSTRUCTIONAL</b>	-	611,389	-		933,917	-	

**NON-INSTRUCTIONAL PERSONNEL COSTS**

Nurse	-		-		-	-	
Librarian	-		-		-	-	
Custodian	-		-		-	-	
Security	-		-		-	-	
Other	-		-		-	-	
<b>TOTAL NON-INSTRUCTIONAL</b>	-		-		-	-	

**SUBTOTAL PERSONNEL SERVICE COSTS**

	-	1,040,930	-		1,363,459	-	
--	---	-----------	---	--	-----------	---	--

**PAYROLL TAXES AND BENEFITS**

Payroll Taxes		112,551	-		112,551	-	
Fringe / Employee Benefits		226,719	-		226,719	-	
Retirement / Pension		1,250	-		1,250	-	
<b>TOTAL PAYROLL TAXES AND BENEFITS</b>		340,520	-		340,520	-	

**TOTAL PERSONNEL SERVICE COSTS**

	-	1,381,450	-		1,703,979	-	
--	---	-----------	---	--	-----------	---	--

**EXPLORE EMPOWER CHARTER  
Budget / Operating Plan**

**2017-18**

<b>Total Revenue</b>	-	<b>2,156,623</b>	-	-	<b>2,173,577</b>	-	-
<b>Total Expenses</b>	-	<b>1,846,896</b>	-	-	<b>2,169,424</b>	-	-
<b>Net Income</b>	-	<b>309,727</b>	-	-	<b>4,153</b>	-	-
<b>Actual Student Enrollment</b>	-	<b>508</b>	-	-	<b>508</b>	-	-

*NOTE: Enrollment, Revenue and Expenditure Data IN the 'Total and Variance Analysis' Section is Based on LAST ACTUAL Quarter Completed	1st Quarter - 7/1 - 9/30			2nd Quarter - 10/1 - 12/31			3rd Quarter
	Actual	Current Budget	Variance	Actual	Current Budget	Variance	Actual
	<b>CONTRACTED SERVICES</b>						
Accounting / Audit		-	-		-	-	
Legal		-	-		-	-	
Management Company Fee		225,964	-		225,964	-	
Nurse Services		-	-		-	-	
Food Service / School Lunch		-	-		-	-	
Payroll Services		3,250	-		3,250	-	
Special Ed Services		1,250	-		1,250	-	
Titlement Services (i.e. Title I)		-	-		-	-	
Other Purchased / Professional / Consulting		33,000	-		33,000	-	
<b>TOTAL CONTRACTED SERVICES</b>	-	<b>263,464</b>	-	-	<b>263,464</b>	-	-

**EXPLORE EMPOWER CHARTER**  
**Budget / Operating Plan**

2017-18

<b>Total Revenue</b>	-	2,156,623	-	-	2,173,577	-	-
<b>Total Expenses</b>	-	1,846,896	-	-	2,169,424	-	-
<b>Net Income</b>	-	309,727	-	-	4,153	-	-
<b>Actual Student Enrollment</b>	-	508	-	-	508	-	-

	<b>1st Quarter - 7/1 - 9/30</b>			<b>2nd Quarter - 10/1 - 12/31</b>			<b>3rd Q</b>
<b>*NOTE: Enrollment, Revenue and Expenditure Data IN the 'Total and Variance Analysis' Section is Based on LAST ACTUAL Quarter Completed</b>	<b>Actual</b>	<b>Current Budget</b>	<b>Variance</b>	<b>Actual</b>	<b>Current Budget</b>	<b>Variance</b>	<b>Actual</b>

**SCHOOL OPERATIONS**

Board Expenses	-	-	-	-	-	-	-
Classroom / Teaching Supplies & Materials	40,875	-	-	40,875	-	-	-
Special Ed Supplies & Materials	1,000	-	-	1,000	-	-	-
Textbooks / Workbooks	10,094	-	-	10,094	-	-	-
Supplies & Materials other	-	-	-	-	-	-	-
Equipment / Furniture	14,100	-	-	14,100	-	-	-
Telephone	15,850	-	-	15,850	-	-	-
Technology	32,650	-	-	32,650	-	-	-
Student Testing & Assessment	1,750	-	-	1,750	-	-	-
Field Trips	4,750	-	-	4,750	-	-	-
Transportation (student)	250	-	-	250	-	-	-
Student Services - other	9,713	-	-	9,713	-	-	-
Office Expense	28,750	-	-	28,750	-	-	-
Staff Development	18,750	-	-	18,750	-	-	-
Staff Recruitment	3,125	-	-	3,125	-	-	-
Student Recruitment / Marketing	3,750	-	-	3,750	-	-	-
School Meals / Lunch	2,500	-	-	2,500	-	-	-
Travel (Staff)	250	-	-	250	-	-	-
Fundraising	-	-	-	-	-	-	-
Other	1,375	-	-	1,375	-	-	-
<b>TOTAL SCHOOL OPERATIONS</b>	-	189,532	-	-	189,532	-	-

**FACILITY OPERATION & MAINTENANCE**

Insurance	10,700	-	-	10,700	-	-	-
Janitorial	-	-	-	-	-	-	-
Building and Land Rent / Lease / Facility Finance Interest	500	-	-	500	-	-	-
Repairs & Maintenance	1,250	-	-	1,250	-	-	-
Equipment / Furniture	-	-	-	-	-	-	-
Security	-	-	-	-	-	-	-
Utilities	-	-	-	-	-	-	-
<b>TOTAL FACILITY OPERATION &amp; MAINTENANCE</b>	-	12,450	-	-	12,450	-	-

**DEPRECIATION & AMORTIZATION**

<b>RESERVES / CONTINGENCY</b>	-	-	-	-	-	-	-
-------------------------------	---	---	---	---	---	---	---

<b>TOTAL EXPENSES</b>	-	<b>1,846,896</b>	-	-	<b>2,169,424</b>	-	-
-----------------------	---	------------------	---	---	------------------	---	---

**EXPLORE EMPOWER CHARTER  
Budget / Operating Plan**

**2017-18**

<b>Total Revenue</b>	-	2,156,623	-	-	2,173,577	-	-			
<b>Total Expenses</b>	-	1,846,896	-	-	2,169,424	-	-			
<b>Net Income</b>	-	309,727	-	-	4,153	-	-			
<b>Actual Student Enrollment</b>	-	508	-	-	508	-	-			
				<b>1st Quarter - 7/1 - 9/30</b>	<b>2nd Quarter - 10/1 - 12/31</b>			<b>3rd Quarter</b>		
<b>*NOTE: Enrollment, Revenue and Expenditure Data IN the 'Total and Variance Analysis' Section is Based on LAST ACTUAL Quarter Completed</b>				<b>Actual</b>	<b>Current Budget</b>	<b>Variance</b>	<b>Actual</b>	<b>Current Budget</b>	<b>Variance</b>	<b>Actual</b>
<b>NET INCOME</b>				-	<u>309,727</u>	-	-	<u>4,153</u>	-	-

<b>Total Revenue</b>	-	2,156,623	-	-	2,173,577	-	-
<b>Total Expenses</b>	-	1,846,896	-	-	2,169,424	-	-
<b>Net Income</b>	-	309,727	-	-	4,153	-	-
<b>Actual Student Enrollment</b>	-	508	-	-	508	-	-

3rd C

\*NOTE: Enrollment, Revenue and Expenditure Data IN the 'Total and Variance Analysis' Section is Based on LAST ACTUAL Quarter Completed

1st Quarter - 7/1 - 9/30

2nd Quarter - 10/1 - 12/31

3rd C

	Actual	Current Budget	Variance	Actual	Current Budget	Variance	Actual
<b>ENROLLMENT - *School Districts Are Linked To Above Entries*</b>							
NYC CHANCELLOR'S OFFICE	-	508	-	-	508	-	-
-	-	-	-	-	-	-	-
-	-	-	-	-	-	-	-
-	-	-	-	-	-	-	-
-	-	-	-	-	-	-	-
-	-	-	-	-	-	-	-
-	-	-	-	-	-	-	-
-	-	-	-	-	-	-	-
-	-	-	-	-	-	-	-
-	-	-	-	-	-	-	-
-	-	-	-	-	-	-	-
-	-	-	-	-	-	-	-
-	-	-	-	-	-	-	-
-	-	-	-	-	-	-	-
-	-	-	-	-	-	-	-
-	-	-	-	-	-	-	-
-	-	-	-	-	-	-	-
ALL OTHER School Districts: ( Count = 0 )	-	-	-	-	-	-	-
<b>TOTAL ENROLLMENT</b>	-	508	-	-	508	-	-
<b>REVENUE PER PUPIL</b>	-	4,245	-	-	4,279	-	-
<b>EXPENSES PER PUPIL</b>	-	3,636	-	-	4,271	-	-

**R SCHOOL  
n**

<b>Total Revenue</b>	<b>2,250,909</b>	-	-	<b>2,373,847</b>	-
<b>Total Expenses</b>	<b>2,169,424</b>	-	-	<b>2,707,970</b>	-
<b>Net Income</b>	<b>81,485</b>	-	-	<b>(334,123)</b>	-
<b>Actual Student Enrollment</b>	<b>508</b>	-	-	<b>508</b>	-

<p><b>*NOTE: Enrollment, Revenue and Expenditure Data IN the 'Total and Variance Analysis' Section is Based on LAST ACTUAL Quarter Completed</b></p>	<b>Quarter - 1/1 - 3/31</b>		<b>4th Quarter - 4/1 - 6/30</b>		
	<b>Current Budget</b>	<b>Variance</b>	<b>Actual</b>	<b>Current Budget</b>	<b>Variance</b>

**REVENUE**

**REVENUES FROM STATE SOURCES**

Per Pupil Revenue

CY Per Pupil Rate

NYC CHANCELLOR'S OFFICE

14,527

1,844,929	-		1,844,929	-
-----------	---	--	-----------	---

-

-

-	-		-	-
---	---	--	---	---

-

-

-	-		-	-
---	---	--	---	---

-

-

-	-		-	-
---	---	--	---	---

-

-

-	-		-	-
---	---	--	---	---

-

-

-	-		-	-
---	---	--	---	---

-

-

-	-		-	-
---	---	--	---	---

-

-

-	-		-	-
---	---	--	---	---

-

-

-	-		-	-
---	---	--	---	---

-

-

-	-		-	-
---	---	--	---	---

-

-

-	-		-	-
---	---	--	---	---

-

-

-	-		-	-
---	---	--	---	---

-

-

-	-		-	-
---	---	--	---	---

-

-

-	-		-	-
---	---	--	---	---

-

-

-	-		-	-
---	---	--	---	---

-

-

-	-		-	-
---	---	--	---	---

-

-

-	-		-	-
---	---	--	---	---

ALL OTHER School Districts: ( Count = 0 )

-

-	-		-	-
---	---	--	---	---

TOTAL Per Pupil Revenue (Weighted Average Per Pupil Funding)

14,527

1,844,929	-	-	1,844,929	-
-----------	---	---	-----------	---

Special Education Revenue

246,337	-		246,337	-
---------	---	--	---------	---

Grants

Stimulus

-	-		-	-
---	---	--	---	---

DYCD (Department of Youth and Community Development)

-	-		-	-
---	---	--	---	---

Other

-	-		40,367	-
---	---	--	--------	---

NYC DoE Rental Assistance

-	-		-	-
---	---	--	---	---

Other

-	-		152,400	-
---	---	--	---------	---

**TOTAL REVENUE FROM STATE SOURCES**

2,091,266	-	-	2,284,033	-
-----------	---	---	-----------	---

**REVENUE FROM FEDERAL FUNDING**

IDEA Special Needs

69,832	-		-	-
--------	---	--	---	---

Title I

65,416	-		65,417	-
--------	---	--	--------	---

Title Funding - Other

2,401	-		2,403	-
-------	---	--	-------	---

School Food Service (Free Lunch)

-	-		-	-
---	---	--	---	---

Grants

Charter School Program (CSP) Planning & Implementation

-	-		-	-
---	---	--	---	---

Other

-	-		-	-
---	---	--	---	---

**R SCHOOL  
n**

<b>Total Revenue</b>	<b>2,250,909</b>	-	-	<b>2,373,847</b>	-
<b>Total Expenses</b>	<b>2,169,424</b>	-	-	<b>2,707,970</b>	-
<b>Net Income</b>	<b>81,485</b>	-	-	<b>(334,123)</b>	-
<b>Actual Student Enrollment</b>	<b>508</b>	-	-	<b>508</b>	-
	<b>Quarter - 1/1 - 3/31</b>		<b>4th Quarter - 4/1 - 6/30</b>		
<b>*NOTE: Enrollment, Revenue and Expenditure Data IN the 'Total and Variance Analysis' Section is Based on LAST ACTUAL Quarter Completed</b>					
	<b>Current Budget</b>	<b>Variance</b>	<b>Actual</b>	<b>Current Budget</b>	<b>Variance</b>
Other	-	-		-	-
TOTAL REVENUE FROM FEDERAL SOURCES	137,649	-	-	67,820	-
<b>LOCAL and OTHER REVENUE</b>					
Contributions and Donations	7,500	-		7,500	-
Fundraising	-	-		-	-
Erate Reimbursement	12,994	-		12,994	-
Earnings on Investments	-	-		-	-
Interest Income	-	-		-	-
Food Service (Income from meals)	-	-		-	-
Text Book	-	-		-	-
OTHER	<u>1,500</u>	-		<u>1,500</u>	-
TOTAL REVENUE FROM LOCAL and OTHER SOURCES	21,994	-	-	21,994	-
<b>TOTAL REVENUE</b>	<b><u>2,250,909</u></b>	-	-	<b><u>2,373,847</u></b>	-

**R SCHOOL  
n**

<b>Total Revenue</b>	<b>2,250,909</b>	-	-	<b>2,373,847</b>	-
<b>Total Expenses</b>	<b>2,169,424</b>	-	-	<b>2,707,970</b>	-
<b>Net Income</b>	<b>81,485</b>	-	-	<b>(334,123)</b>	-
<b>Actual Student Enrollment</b>	<b>508</b>	-	-	<b>508</b>	-

<b>*NOTE: Enrollment, Revenue and Expenditure Data IN the 'Total and Variance Analysis' Section is Based on LAST ACTUAL Quarter Completed</b>	<b>Quarter - 1/1 - 3/31</b>		<b>4th Quarter - 4/1 - 6/30</b>		
	<b>Current Budget</b>	<b>Variance</b>	<b>Actual</b>	<b>Current Budget</b>	<b>Variance</b>

<b>EXPENSES</b>	<b>Quarter 0</b>				
	<b>No. of Positions</b>				
<b>ADMINISTRATIVE STAFF PERSONNEL COSTS</b>					
Executive Management	-	-		-	-
Instructional Management	-	113,813	-	113,813	-
Deans, Directors & Coordinators	-	181,298	-	181,298	-
CFO / Director of Finance	-	-		-	-
Operation / Business Manager	-	79,305	-	79,305	-
Administrative Staff	-	55,125	-	55,125	-
<b>TOTAL ADMINISTRATIVE STAFF</b>	-	429,541	-	429,541	-
<b>INSTRUCTIONAL PERSONNEL COSTS</b>					
Teachers - Regular	-	647,190	-	862,920	-
Teachers - SPED	-	115,213	-	153,617	-
Substitute Teachers	-	20,000	-	33,333	-
Teaching Assistants	-	-		-	-
Specialty Teachers	-	80,963	-	107,950	-
Aides	-	-		-	-
Therapists & Counselors	-	51,219	-	68,292	-
Other	-	19,333	-	41,101	-
<b>TOTAL INSTRUCTIONAL</b>	-	933,917	-	1,267,213	-
<b>NON-INSTRUCTIONAL PERSONNEL COSTS</b>					
Nurse	-	-		-	-
Librarian	-	-		-	-
Custodian	-	-		-	-
Security	-	-		-	-
Other	-	-		-	-
<b>TOTAL NON-INSTRUCTIONAL</b>	-	-	-	-	-
<b>SUBTOTAL PERSONNEL SERVICE COSTS</b>	-	1,363,459	-	1,696,754	-
<b>PAYROLL TAXES AND BENEFITS</b>					
Payroll Taxes		112,551	-	112,551	-
Fringe / Employee Benefits		226,719	-	226,719	-
Retirement / Pension		1,250	-	46,250	-
<b>TOTAL PAYROLL TAXES AND BENEFITS</b>		340,520	-	385,520	-
<b>TOTAL PERSONNEL SERVICE COSTS</b>	-	1,703,979	-	2,082,274	-

<b>R SCHOOL</b>							
<b>n</b>							
<b>Total Revenue</b>	2,250,909	-	-	2,373,847	-		
<b>Total Expenses</b>	2,169,424	-	-	2,707,970	-		
<b>Net Income</b>	81,485	-	-	(334,123)	-		
<b>Actual Student Enrollment</b>	508	-	-	508	-		
		<b>Quarter - 1/1 - 3/31</b>	<b>4th Quarter - 4/1 - 6/30</b>				
<b>*NOTE: Enrollment, Revenue and Expenditure Data IN the 'Total and Variance Analysis' Section is Based on LAST ACTUAL Quarter Completed</b>		<b>R SCHOOL</b>					
		<b>n</b>	<b>Current Budget</b>	<b>Variance</b>	<b>Actual</b>	<b>Current Budget</b>	<b>Variance</b>
<b>CONTRACTED SERVICES</b>							
Accounting / Audit	-	-			20,250	-	
Legal	-	-			-	-	
Management Company Fee	225,964	-			225,964	-	
Nurse Services	-	-			-	-	
Food Service / School Lunch	-	-			-	-	
Payroll Services	3,250	-			3,250	-	
Special Ed Services	1,250	-			1,250	-	
Titlement Services (i.e. Title I)	-	-			-	-	
Other Purchased / Professional / Consulting	<u>33,000</u>	-			<u>33,000</u>	-	
<b>TOTAL CONTRACTED SERVICES</b>	<u>263,464</u>	-			-	<u>283,714</u>	-

**R SCHOOL  
n**

<b>Total Revenue</b>	<b>2,250,909</b>	-	-	<b>2,373,847</b>	-
<b>Total Expenses</b>	<b>2,169,424</b>	-	-	<b>2,707,970</b>	-
<b>Net Income</b>	<b>81,485</b>	-	-	<b>(334,123)</b>	-
<b>Actual Student Enrollment</b>	<b>508</b>	-	-	<b>508</b>	-

<p><b>*NOTE: Enrollment, Revenue and Expenditure Data IN the 'Total and Variance Analysis' Section is Based on LAST ACTUAL Quarter Completed</b></p>	<b>Quarter - 1/1 - 3/31</b>		<b>4th Quarter - 4/1 - 6/30</b>		
	<b>Current Budget</b>	<b>Variance</b>	<b>Actual</b>	<b>Current Budget</b>	<b>Variance</b>

<b>SCHOOL OPERATIONS</b>					
Board Expenses	-	-		-	-
Classroom / Teaching Supplies & Materials	40,875	-		40,875	-
Special Ed Supplies & Materials	1,000	-		1,000	-
Textbooks / Workbooks	10,094	-		10,094	-
Supplies & Materials other	-	-		-	-
Equipment / Furniture	14,100	-		14,100	-
Telephone	15,850	-		15,850	-
Technology	32,650	-		32,650	-
Student Testing & Assessment	1,750	-		1,750	-
Field Trips	4,750	-		4,750	-
Transportation (student)	250	-		250	-
Student Services - other	9,713	-		9,713	-
Office Expense	28,750	-		28,750	-
Staff Development	18,750	-		18,750	-
Staff Recruitment	3,125	-		3,125	-
Student Recruitment / Marketing	3,750	-		3,750	-
School Meals / Lunch	2,500	-		2,500	-
Travel (Staff)	250	-		250	-
Fundraising	-	-		-	-
Other	<u>1,375</u>	=		<u>1,375</u>	=
<b>TOTAL SCHOOL OPERATIONS</b>	<b>189,532</b>	-	-	<b>189,532</b>	-
<b>FACILITY OPERATION &amp; MAINTENANCE</b>					
Insurance	10,700	-		10,700	-
Janitorial	-	-		-	-
Building and Land Rent / Lease / Facility Finance Interest	500	-		500	-
Repairs & Maintenance	1,250	-		1,250	-
Equipment / Furniture	-	-		-	-
Security	-	-		-	-
Utilities	=	=		=	=
<b>TOTAL FACILITY OPERATION &amp; MAINTENANCE</b>	<b>12,450</b>	-	-	<b>12,450</b>	-
<b>DEPRECIATION &amp; AMORTIZATION</b>	-	-		140,000	-
<b>RESERVES / CONTINGENCY</b>	-	-		-	-
<b>TOTAL EXPENSES</b>	<b><u>2,169,424</u></b>	-	-	<b><u>2,707,970</u></b>	-

<b>2 SCHOOL</b>					
<b>3 SCHOOL</b>					
<b>n</b>					
<b>Total Revenue</b>	2,250,909	-	-	2,373,847	-
<b>Total Expenses</b>	2,169,424	-	-	2,707,970	-
<b>Net Income</b>	81,485	-	-	(334,123)	-
<b>Actual Student Enrollment</b>	508	-	-	508	-
<b>*NOTE: Enrollment, Revenue and Expenditure Data IN the 'Total and Variance Analysis' Section is Based on LAST ACTUAL Quarter Completed</b>		<b>Quarter - 1/1 - 3/31</b>		<b>4th Quarter - 4/1 - 6/30</b>	
		<b>Quarter - 1/1 - 3/31</b>			
		<b>Current Budget</b>	<b>Variance</b>	<b>Actual</b>	<b>Current Budget</b>
<b>NET INCOME</b>	<b>81,485</b>	-	-	<b>(334,123)</b>	-

<b>SCHOOL</b>					
<b>n</b>					
<b>Total Revenue</b>	2,250,909	-	-	2,373,847	-
<b>Total Expenses</b>	2,169,424	-	-	2,707,970	-
<b>Net Income</b>	81,485	-	-	(334,123)	-
<b>Actual Student Enrollment</b>	508	-	-	508	-
<b>Quarter - 1/1 - 3/31</b>					
<b>Quarter - 1/1 - 3/31</b>			<b>4th Quarter - 4/1 - 6/30</b>		
<b>*NOTE: Enrollment, Revenue and Expenditure Data IN the 'Total and Variance Analysis' Section is Based on LAST ACTUAL Quarter Completed</b>					
	<b>Current</b>			<b>Current</b>	
	<b>Budget</b>	<b>Variance</b>	<b>Actual</b>	<b>Budget</b>	<b>Variance</b>
<b>ENROLLMENT - *School Districts Are Linked To Above Entries*</b>					
NYC CHANCELLOR'S OFFICE	508	-	-	508	-
-	-	-	-	-	-
-	-	-	-	-	-
-	-	-	-	-	-
-	-	-	-	-	-
-	-	-	-	-	-
-	-	-	-	-	-
-	-	-	-	-	-
-	-	-	-	-	-
-	-	-	-	-	-
-	-	-	-	-	-
-	-	-	-	-	-
-	-	-	-	-	-
-	-	-	-	-	-
-	-	-	-	-	-
-	-	-	-	-	-
-	-	-	-	-	-
ALL OTHER School Districts: ( Count = 0 )	-	-	-	-	-
<b>TOTAL ENROLLMENT</b>	<b>508</b>	<b>-</b>	<b>-</b>	<b>508</b>	<b>-</b>
<b>REVENUE PER PUPIL</b>	<b>4,431</b>	<b>-</b>	<b>-</b>	<b>4,673</b>	<b>-</b>
<b>EXPENSES PER PUPIL</b>	<b>4,271</b>	<b>-</b>	<b>-</b>	<b>5,331</b>	<b>-</b>



**EXPLORE EMPOWER CHARTER SCHOOL  
Budget / Operating Plan**

**2017-18**

<b>Total Revenue</b>	-	-	-	8,954,956	(8,954,956)	-	-	8,954,956
<b>Total Expenses</b>	-	-	-	8,893,715	8,893,715	-	-	8,893,715
<b>Net Income</b>	-	-	-	61,241	(61,241)	-	-	61,241
<b>Actual Student Enrollment</b>	-	-	-			-	-	

**\*NOTE: Enrollment, Revenue and Expenditure Data IN the 'Total and Variance Analysis' Section is Based on LAST ACTUAL Quarter Completed**

**TOTALS AND VARIANCE ANALYSIS**

	<b>Actual</b>	<b>Current Budget (Current Quarter)</b>	<b>Actual vs. Current Budget</b>	<b>Current Budget - TY</b>	<b>Actual vs. Current Budget TY</b>	<b>Original Budget (Current Quarter)</b>	<b>Actual vs. Original Budget</b>	<b>Original Budget -</b>
Other	-	-	-	-	-	-	-	
TOTAL REVENUE FROM FEDERAL SOURCES	-	-	-	324,149	(324,149)	-	-	324,149
<b>LOCAL and OTHER REVENUE</b>								
Contributions and Donations	-	-	-	15,000	(15,000)	-	-	15,000
Fundraising	-	-	-	-	-	-	-	
Erate Reimbursement	-	-	-	51,975	(51,975)	-	-	51,975
Earnings on Investments	-	-	-	-	-	-	-	
Interest Income	-	-	-	-	-	-	-	
Food Service (Income from meals)	-	-	-	-	-	-	-	
Text Book	-	-	-	-	-	-	-	
OTHER	-	-	-	6,000	(6,000)	-	-	6,000
TOTAL REVENUE FROM LOCAL and OTHER SOURCES	-	-	-	72,975	(72,975)	-	-	72,975
<b>TOTAL REVENUE</b>	-	-	-	<b>8,954,956</b>	<b>(8,954,956)</b>	-	-	<b>8,954,956</b>

**EXPLORE EMPOWER CHARTER SCHOOL**  
**Budget / Operating Plan**

**2017-18**

<b>Total Revenue</b>	-	-	-	8,954,956	(8,954,956)	-	-	8,954,956
<b>Total Expenses</b>	-	-	-	8,893,715	8,893,715	-	-	8,893,715
<b>Net Income</b>	-	-	-	61,241	(61,241)	-	-	61,241
<b>Actual Student Enrollment</b>	-	-	-			-	-	

**\*NOTE: Enrollment, Revenue and Expenditure Data IN the 'Total and Variance Analysis' Section is Based on LAST ACTUAL Quarter Completed**

**TOTALS AND VARIANCE ANALYSIS**

<b>Actual</b>	<b>Current Budget (Current Quarter)</b>	<b>Actual vs. Current Budget</b>	<b>Current Budget - TY</b>	<b>Actual vs. Current Budget TY</b>	<b>Original Budget (Current Quarter)</b>	<b>Actual vs. Original Budget</b>	<b>Original Budget -</b>
---------------	---	----------------------------------	----------------------------	-------------------------------------	--	-----------------------------------	--------------------------

<b>EXPENSES</b>	<b>Quarter 0 No. of Positions</b>	<b>Actual</b>	<b>Current Budget (Current Quarter)</b>	<b>Actual vs. Current Budget</b>	<b>Current Budget - TY</b>	<b>Actual vs. Current Budget TY</b>	<b>Original Budget (Current Quarter)</b>	<b>Actual vs. Original Budget</b>	<b>Original Budget -</b>
<b>ADMINISTRATIVE STAFF PERSONNEL COSTS</b>									
Executive Management	-	-	-	-	-	-	-	-	-
Instructional Management	-	-	-	455,252	455,252	-	-	455,252	-
Deans, Directors & Coordinators	-	-	-	725,192	725,192	-	-	725,192	-
CFO / Director of Finance	-	-	-	-	-	-	-	-	-
Operation / Business Manager	-	-	-	317,220	317,220	-	-	317,220	-
Administrative Staff	-	-	-	220,501	220,501	-	-	220,501	-
<b>TOTAL ADMINISTRATIVE STAFF</b>	-	-	-	1,718,165	1,718,165	-	-	1,718,165	-
<b>INSTRUCTIONAL PERSONNEL COSTS</b>									
Teachers - Regular	-	-	-	2,588,760	2,588,760	-	-	2,588,760	-
Teachers - SPED	-	-	-	460,850	460,850	-	-	460,850	-
Substitute Teachers	-	-	-	80,000	80,000	-	-	80,000	-
Teaching Assistants	-	-	-	-	-	-	-	-	-
Specialty Teachers	-	-	-	323,850	323,850	-	-	323,850	-
Aides	-	-	-	-	-	-	-	-	-
Therapists & Counselors	-	-	-	204,877	204,877	-	-	204,877	-
Other	-	-	-	88,100	88,100	-	-	88,100	-
<b>TOTAL INSTRUCTIONAL</b>	-	-	-	3,746,437	3,746,437	-	-	3,746,437	-
<b>NON-INSTRUCTIONAL PERSONNEL COSTS</b>									
Nurse	-	-	-	-	-	-	-	-	-
Librarian	-	-	-	-	-	-	-	-	-
Custodian	-	-	-	-	-	-	-	-	-
Security	-	-	-	-	-	-	-	-	-
Other	-	-	-	-	-	-	-	-	-
<b>TOTAL NON-INSTRUCTIONAL</b>	-	-	-	-	-	-	-	-	-
<b>SUBTOTAL PERSONNEL SERVICE COSTS</b>	-	-	-	5,464,602	5,464,602	-	-	5,464,602	-
<b>PAYROLL TAXES AND BENEFITS</b>									
Payroll Taxes		-	-	450,203	450,203	-	-	450,203	-
Fringe / Employee Benefits		-	-	906,877	906,877	-	-	906,877	-
Retirement / Pension		-	-	50,000	50,000	-	-	50,000	-
<b>TOTAL PAYROLL TAXES AND BENEFITS</b>		-	-	1,407,080	1,407,080	-	-	1,407,080	-
<b>TOTAL PERSONNEL SERVICE COSTS</b>	-	-	-	6,871,682	6,871,682	-	-	6,871,682	-

**EXPLORE EMPOWER CHARTER SCHOOL  
Budget / Operating Plan**

**2017-18**

<b>Total Revenue</b>	-	-	-	8,954,956	(8,954,956)	-	-	8,954,956
<b>Total Expenses</b>	-	-	-	8,893,715	8,893,715	-	-	8,893,715
<b>Net Income</b>	-	-	-	61,241	(61,241)	-	-	61,241
<b>Actual Student Enrollment</b>	-	-	-			-	-	

**TOTALS AND VARIANCE ANALYSIS**

**\*NOTE: Enrollment, Revenue and Expenditure Data IN the 'Total and Variance Analysis' Section is Based on LAST ACTUAL Quarter Completed**

	<b>Actual</b>	<b>Current Budget (Current Quarter)</b>	<b>Actual vs. Current Budget</b>	<b>Current Budget - TY</b>	<b>Actual vs. Current Budget TY</b>	<b>Original Budget (Current Quarter)</b>	<b>Actual vs. Original Budget</b>	<b>Original Budget -</b>
<b>CONTRACTED SERVICES</b>								
Accounting / Audit	-	-	-	20,250	20,250	-	-	20,250
Legal	-	-	-	-	-	-	-	
Management Company Fee	-	-	-	903,854	903,854	-	-	903,854
Nurse Services	-	-	-	-	-	-	-	
Food Service / School Lunch	-	-	-	-	-	-	-	
Payroll Services	-	-	-	13,000	13,000	-	-	13,000
Special Ed Services	-	-	-	5,000	5,000	-	-	5,000
Titlement Services (i.e. Title I)	-	-	-	-	-	-	-	
Other Purchased / Professional / Consulting	-	-	-	132,000	132,000	-	-	132,000
<b>TOTAL CONTRACTED SERVICES</b>	-	-	-	1,074,104	1,074,104	-	-	1,074,104

**EXPLORE EMPOWER CHARTER SCHOOL**  
**Budget / Operating Plan**

**2017-18**

<b>Total Revenue</b>	-	-	-	<b>8,954,956</b>	<b>(8,954,956)</b>	-	-	<b>8,954,956</b>
<b>Total Expenses</b>	-	-	-	<b>8,893,715</b>	<b>8,893,715</b>	-	-	<b>8,893,715</b>
<b>Net Income</b>	-	-	-	<b>61,241</b>	<b>(61,241)</b>	-	-	<b>61,241</b>
<b>Actual Student Enrollment</b>	-	-	-			-	-	

**\*NOTE: Enrollment, Revenue and Expenditure Data IN the 'Total and Variance Analysis' Section is Based on LAST ACTUAL Quarter Completed**

**TOTALS AND VARIANCE ANALYSIS**

	<b>Actual</b>	<b>Current Budget (Current Quarter)</b>	<b>Actual vs. Current Budget</b>	<b>Current Budget - TY</b>	<b>Actual vs. Current Budget TY</b>	<b>Original Budget (Current Quarter)</b>	<b>Actual vs. Original Budget</b>	<b>Original Budget - TY</b>
<b>SCHOOL OPERATIONS</b>								
Board Expenses	-	-	-	-	-	-	-	-
Classroom / Teaching Supplies & Materials	-	-	-	163,500	163,500	-	-	163,500
Special Ed Supplies & Materials	-	-	-	4,000	4,000	-	-	4,000
Textbooks / Workbooks	-	-	-	40,376	40,376	-	-	40,376
Supplies & Materials other	-	-	-	-	-	-	-	-
Equipment / Furniture	-	-	-	56,400	56,400	-	-	56,400
Telephone	-	-	-	63,400	63,400	-	-	63,400
Technology	-	-	-	130,600	130,600	-	-	130,600
Student Testing & Assessment	-	-	-	7,000	7,000	-	-	7,000
Field Trips	-	-	-	19,000	19,000	-	-	19,000
Transportation (student)	-	-	-	1,000	1,000	-	-	1,000
Student Services - other	-	-	-	38,853	38,853	-	-	38,853
Office Expense	-	-	-	115,000	115,000	-	-	115,000
Staff Development	-	-	-	75,000	75,000	-	-	75,000
Staff Recruitment	-	-	-	12,500	12,500	-	-	12,500
Student Recruitment / Marketing	-	-	-	15,000	15,000	-	-	15,000
School Meals / Lunch	-	-	-	10,000	10,000	-	-	10,000
Travel (Staff)	-	-	-	1,000	1,000	-	-	1,000
Fundraising	-	-	-	-	-	-	-	-
Other	-	-	-	5,500	5,500	-	-	5,500
<b>TOTAL SCHOOL OPERATIONS</b>	-	-	-	<b>758,129</b>	<b>758,129</b>	-	-	<b>758,129</b>
<b>FACILITY OPERATION &amp; MAINTENANCE</b>								
Insurance	-	-	-	42,800	42,800	-	-	42,800
Janitorial	-	-	-	-	-	-	-	-
Building and Land Rent / Lease / Facility Finance Interest	-	-	-	2,000	2,000	-	-	2,000
Repairs & Maintenance	-	-	-	5,000	5,000	-	-	5,000
Equipment / Furniture	-	-	-	-	-	-	-	-
Security	-	-	-	-	-	-	-	-
Utilities	-	-	-	-	-	-	-	-
<b>TOTAL FACILITY OPERATION &amp; MAINTENANCE</b>	-	-	-	<b>49,800</b>	<b>49,800</b>	-	-	<b>49,800</b>
<b>DEPRECIATION &amp; AMORTIZATION</b>	-	-	-	<b>140,000</b>	<b>140,000</b>	-	-	<b>140,000</b>
<b>RESERVES / CONTINGENCY</b>	-	-	-	-	-	-	-	-
<b>TOTAL EXPENSES</b>	-	-	-	<b>8,893,715</b>	<b>8,893,715</b>	-	-	<b>8,893,715</b>

**EXPLORE EMPOWER CHARTER SCHOOL  
Budget / Operating Plan**

**2017-18**

<b>Total Revenue</b>	-	-	-	8,954,956	(8,954,956)	-	-	8,954,956
<b>Total Expenses</b>	-	-	-	8,893,715	8,893,715	-	-	8,893,715
<b>Net Income</b>	-	-	-	61,241	(61,241)	-	-	61,241
<b>Actual Student Enrollment</b>	-	-	-			-	-	

**TOTALS AND VARIANCE ANALYSIS**

*NOTE: Enrollment, Revenue and Expenditure Data IN the 'Total and Variance Analysis' Section is Based on LAST ACTUAL Quarter Completed		<b>Current</b>	<b>Actual</b>		<b>Actual</b>	<b>Original</b>	<b>Actual</b>	
		<b>Budget</b>	<b>vs.</b>	<b>Current</b>	<b>vs.</b>	<b>Budget</b>	<b>vs.</b>	<b>Original</b>
	<b>Actual</b>	<b>(Current</b>	<b>Current</b>	<b>Budget - TY</b>	<b>Current</b>	<b>(Current</b>	<b>Original</b>	<b>Budget -</b>
		<b>Quarter)</b>	<b>Budget</b>		<b>Budget TY</b>	<b>Quarter)</b>	<b>Budget</b>	
<b>NET INCOME</b>	-	-	-	61,241	(61,241)	-	-	61,241

**EXPLORE ENPOWER CHARTER SCHOOL**  
**Budget / Operating Plan**

	<b>2017-18</b>							
<b>Total Revenue</b>	-	-	-	8,954,956	(8,954,956)	-	-	8,954,956
<b>Total Expenses</b>	-	-	-	8,893,715	8,893,715	-	-	8,893,715
<b>Net Income</b>	-	-	-	61,241	(61,241)	-	-	61,241
<b>Actual Student Enrollment</b>	-	-	-			-	-	

**TOTALS AND VARIANCE ANALYSIS**

*NOTE: Enrollment, Revenue and Expenditure Data IN the 'Total and Variance Analysis' Section is Based on LAST ACTUAL Quarter Completed		<b>Current</b>	<b>Actual</b>		<b>Actual</b>	<b>Original</b>	<b>Actual</b>	
		<b>Budget</b>	<b>vs.</b>	<b>Current</b>	<b>vs.</b>	<b>Budget</b>	<b>vs.</b>	<b>Original</b>
	<b>Actual</b>	<b>(Current</b>	<b>Current</b>	<b>Budget - TY</b>	<b>Current</b>	<b>(Current</b>	<b>Original</b>	<b>Budget -</b>
		<b>Quarter)</b>	<b>Budget</b>		<b>Budget TY</b>	<b>Quarter)</b>	<b>Budget</b>	

<b>ENROLLMENT - *School Districts Are Linked To Above Entries*</b>	<b>* Enrollment Data Based on Last Actual Quarter Completed</b>							
NYC CHANCELLOR'S OFFICE	-	-	-			-	-	
-	-	-	-			-	-	
-	-	-	-			-	-	
-	-	-	-			-	-	
-	-	-	-			-	-	
-	-	-	-			-	-	
-	-	-	-			-	-	
-	-	-	-			-	-	
-	-	-	-			-	-	
-	-	-	-			-	-	
-	-	-	-			-	-	
-	-	-	-			-	-	
-	-	-	-			-	-	
-	-	-	-			-	-	
-	-	-	-			-	-	
-	-	-	-			-	-	
ALL OTHER School Districts: ( Count = 0 )	-	-	-			-	-	
<b>TOTAL ENROLLMENT</b>	-	-	-			-	-	
<b>REVENUE PER PUPIL</b>	-	-	-			-	-	
<b>EXPENSES PER PUPIL</b>	-	-	-			-	-	

<b>Total Revenue</b>	<b>(8,954,956)</b>	-	-
<b>Total Expenses</b>	<b>8,893,715</b>	-	-
<b>Net Income</b>	<b>(61,241)</b>	-	-
<b>Actual Student Enrollment</b>		-	-

**\*NOTE: Enrollment, Revenue and Expenditure Data IN the 'Total and Variance Analysis' Section is Based on LAST ACTUAL Quarter Completed**

<b>Actual vs. Original Budget TY</b>	<b>PY Actual (PY TY / No. of COMPLETED Actual CY</b>	<b>Actual CY vs. Actual PY</b>
--------------------------------------	--	--------------------------------

**REVENUE**

**REVENUES FROM STATE SOURCES**

Per Pupil Revenue

CY Per Pupil Rate

NYC CHANCELLOR'S OFFICE	14,527	(7,379,716)	-	-
-	-	-	-	-
-	-	-	-	-
-	-	-	-	-
-	-	-	-	-
-	-	-	-	-
-	-	-	-	-
-	-	-	-	-
-	-	-	-	-
-	-	-	-	-
-	-	-	-	-
-	-	-	-	-
-	-	-	-	-
-	-	-	-	-
-	-	-	-	-
-	-	-	-	-
-	-	-	-	-
-	-	-	-	-
-	-	-	-	-
ALL OTHER School Districts: ( Count = 0 )	-	-	-	-
TOTAL Per Pupil Revenue (Weighted Average Per Pupil Funding)	14,527	(7,379,716)	-	-
Special Education Revenue		(985,349)	-	-
Grants				
Stimulus		-	-	-
DYCD (Department of Youth and Community Development)		-	-	-
Other		(40,367)	-	-
NYC DoE Rental Assistance		-	-	-
Other		(152,400)	-	-
<b>TOTAL REVENUE FROM STATE SOURCES</b>		<b>(8,557,832)</b>	-	-

**REVENUE FROM FEDERAL FUNDING**

IDEA Special Needs		(69,832)	-	-
Title I		(245,311)	-	-
Title Funding - Other		(9,006)	-	-
School Food Service (Free Lunch)		-	-	-
Grants				
Charter School Program (CSP) Planning & Implementation		-	-	-
Other		-	-	-



<b>Total Revenue</b>	<b>(8,954,956)</b>	-	-
<b>Total Expenses</b>	<b>8,893,715</b>	-	-
<b>Net Income</b>	<b>(61,241)</b>	-	-
<b>Actual Student Enrollment</b>		-	-
<p><b>*NOTE: Enrollment, Revenue and Expenditure Data IN the 'Total and Variance Analysis' Section is Based on LAST ACTUAL Quarter Completed</b></p>			
	<b>Actual vs. Original Budget TY</b>	<b>PY Actual (PY TY / No. of COMPLETED Actual CY</b>	<b>Actual CY vs. Actual PY</b>
Other	-	-	-
TOTAL REVENUE FROM FEDERAL SOURCES	(324,149)	-	-
<b>LOCAL and OTHER REVENUE</b>			
Contributions and Donations	(15,000)	-	-
Fundraising	-	-	-
Erate Reimbursement	(51,975)	-	-
Earnings on Investments	-	-	-
Interest Income	-	-	-
Food Service (Income from meals)	-	-	-
Text Book	-	-	-
OTHER	(6,000)	-	-
TOTAL REVENUE FROM LOCAL and OTHER SOURCES	(72,975)	-	-
<b>TOTAL REVENUE</b>	<b>(8,954,956)</b>	-	-

<b>Total Revenue</b>	<b>(8,954,956)</b>	-	-
<b>Total Expenses</b>	<b>8,893,715</b>	-	-
<b>Net Income</b>	<b>(61,241)</b>	-	-
<b>Actual Student Enrollment</b>		-	-

<b>*NOTE: Enrollment, Revenue and Expenditure Data IN the 'Total and Variance Analysis' Section is Based on LAST ACTUAL Quarter Completed</b>	<b>Actual vs. Original Budget TY</b>	<b>PY Actual (PY TY / No. of COMPLETED Actual CY</b>	<b>Actual CY vs. Actual PY</b>
---	--------------------------------------	--	--------------------------------

<b>EXPENSES</b>	<b>Quarter 0 No. of Positions</b>			
<b>ADMINISTRATIVE STAFF PERSONNEL COSTS</b>				
Executive Management	-	-	-	-
Instructional Management	-	455,252	-	-
Deans, Directors & Coordinators	-	725,192	-	-
CFO / Director of Finance	-	-	-	-
Operation / Business Manager	-	317,220	-	-
Administrative Staff	-	220,501	-	-
<b>TOTAL ADMINISTRATIVE STAFF</b>	-	<b>1,718,165</b>	-	-
<b>INSTRUCTIONAL PERSONNEL COSTS</b>				
Teachers - Regular	-	2,588,760	-	-
Teachers - SPED	-	460,850	-	-
Substitute Teachers	-	80,000	-	-
Teaching Assistants	-	-	-	-
Specialty Teachers	-	323,850	-	-
Aides	-	-	-	-
Therapists & Counselors	-	204,877	-	-
Other	-	88,100	-	-
<b>TOTAL INSTRUCTIONAL</b>	-	<b>3,746,437</b>	-	-
<b>NON-INSTRUCTIONAL PERSONNEL COSTS</b>				
Nurse	-	-	-	-
Librarian	-	-	-	-
Custodian	-	-	-	-
Security	-	-	-	-
Other	-	-	-	-
<b>TOTAL NON-INSTRUCTIONAL</b>	-	-	-	-
<b>SUBTOTAL PERSONNEL SERVICE COSTS</b>	-	<b>5,464,602</b>	-	-
<b>PAYROLL TAXES AND BENEFITS</b>				
Payroll Taxes		450,203	-	-
Fringe / Employee Benefits		906,877	-	-
Retirement / Pension		50,000	-	-
<b>TOTAL PAYROLL TAXES AND BENEFITS</b>		<b>1,407,080</b>	-	-
<b>TOTAL PERSONNEL SERVICE COSTS</b>	-	<b>6,871,682</b>	-	-



<b>Total Revenue</b>	<b>(8,954,956)</b>	-	-
<b>Total Expenses</b>	<b>8,893,715</b>	-	-
<b>Net Income</b>	<b>(61,241)</b>	-	-
<b>Actual Student Enrollment</b>		-	-
<p><b>*NOTE: Enrollment, Revenue and Expenditure Data IN the 'Total and Variance Analysis' Section is Based on LAST ACTUAL Quarter Completed</b></p>			
	<b>Actual vs. Original Budget TY</b>	<b>PY Actual (PY TY / No. of COMPLETED Actual CY</b>	<b>Actual CY vs. Actual PY</b>
<b>CONTRACTED SERVICES</b>			
Accounting / Audit	20,250	-	-
Legal	-	-	-
Management Company Fee	903,854	-	-
Nurse Services	-	-	-
Food Service / School Lunch	-	-	-
Payroll Services	13,000	-	-
Special Ed Services	5,000	-	-
Titlement Services (i.e. Title I)	-	-	-
Other Purchased / Professional / Consulting	132,000	-	-
<b>TOTAL CONTRACTED SERVICES</b>	<b>1,074,104</b>	-	-

<b>Total Revenue</b>	<b>(8,954,956)</b>	-	-
<b>Total Expenses</b>	<b>8,893,715</b>	-	-
<b>Net Income</b>	<b>(61,241)</b>	-	-
<b>Actual Student Enrollment</b>		-	-
<p><b>*NOTE: Enrollment, Revenue and Expenditure Data IN the 'Total and Variance Analysis' Section is Based on LAST ACTUAL Quarter Completed</b></p>			
	<b>Actual vs. Original Budget TY</b>	<b>PY Actual (PY TY / No. of COMPLETED Actual CY</b>	<b>Actual CY vs. Actual PY</b>
<b>SCHOOL OPERATIONS</b>			
Board Expenses	-	-	-
Classroom / Teaching Supplies & Materials	163,500	-	-
Special Ed Supplies & Materials	4,000	-	-
Textbooks / Workbooks	40,376	-	-
Supplies & Materials other	-	-	-
Equipment / Furniture	56,400	-	-
Telephone	63,400	-	-
Technology	130,600	-	-
Student Testing & Assessment	7,000	-	-
Field Trips	19,000	-	-
Transportation (student)	1,000	-	-
Student Services - other	38,853	-	-
Office Expense	115,000	-	-
Staff Development	75,000	-	-
Staff Recruitment	12,500	-	-
Student Recruitment / Marketing	15,000	-	-
School Meals / Lunch	10,000	-	-
Travel (Staff)	1,000	-	-
Fundraising	-	-	-
Other	5,500	-	-
<b>TOTAL SCHOOL OPERATIONS</b>	<b>758,129</b>	-	-
<b>FACILITY OPERATION &amp; MAINTENANCE</b>			
Insurance	42,800	-	-
Janitorial	-	-	-
Building and Land Rent / Lease / Facility Finance Interest	2,000	-	-
Repairs & Maintenance	5,000	-	-
Equipment / Furniture	-	-	-
Security	-	-	-
Utilities	-	-	-
<b>TOTAL FACILITY OPERATION &amp; MAINTENANCE</b>	<b>49,800</b>	-	-
<b>DEPRECIATION &amp; AMORTIZATION</b>	<b>140,000</b>	-	-
<b>RESERVES / CONTINGENCY</b>	<b>-</b>	-	-
<b>TOTAL EXPENSES</b>	<b>8,893,715</b>	-	-

--

<b>Total Revenue</b>	<b>(8,954,956)</b>	-	-
<b>Total Expenses</b>	<b>8,893,715</b>	-	-
<b>Net Income</b>	<b>(61,241)</b>	-	-
<b>Actual Student Enrollment</b>		-	
<p><b>*NOTE: Enrollment, Revenue and Expenditure Data IN the 'Total and Variance Analysis' Section is Based on LAST ACTUAL Quarter Completed</b></p>			
	<b>Actual vs. Original Budget TY</b>	<b>PY Actual (PY TY / No. of COMPLETED Actual CY</b>	<b>Actual CY vs. Actual PY</b>
<b>NET INCOME</b>	<b>(61,241)</b>	-	-

			-
<b>Total Revenue</b>	<b>(8,954,956)</b>	-	-
<b>Total Expenses</b>	<b>8,893,715</b>	-	=
<b>Net Income</b>	<b>(61,241)</b>	-	-
<b>Actual Student Enrollment</b>		-	-
<p><b>*NOTE: Enrollment, Revenue and Expenditure Data IN the 'Total and Variance Analysis' Section is Based on LAST ACTUAL Quarter Completed</b></p>			
	<b>Actual vs. Original Budget TY</b>	<b>PY Actual (PY TY / No. of COMPLETED Actual CY</b>	<b>Actual CY vs. Actual PY</b>
<b>ENROLLMENT - *School Districts Are Linked To Above Entries*</b>			
NYC CHANCELLOR'S OFFICE		-	-
-		-	-
-		-	-
-		-	-
-		-	-
-		-	-
-		-	-
-		-	-
-		-	-
-		-	-
-		-	-
-		-	-
-		-	-
-		-	-
-		-	-
-		-	-
-		-	-
ALL OTHER School Districts: ( Count = 0 )		-	-
<b>TOTAL ENROLLMENT</b>		-	-
<b>REVENUE PER PUPIL</b>		-	-
<b>EXPENSES PER PUPIL</b>		-	-



**Annual Report Requirement**  
*for SUNY Authorized Charter Schools*  
**EXPLORE EMPOWER CHARTER SCHOOL**  
**2017-18**

Administrative  
expenditures per pupil:

\$0.00

Per NYS Statute

Administrative expenditures per pupil: the sum of all general administration salaries and other general administration expenditures divided by the total number of enrolled students. Employee benefit costs or expenditures should not be reported here.

**\*NOTE: THIS TAB ONLY NEEDS TO BE COMPLETED FOR Q4**

**Disclosure of Financial Interest by a Current or Proposed Charter School Education Corporation Trustee**

Trustee Name:

Henry "Hank" Mannix

Name of Charter School Education Corporation (for an unmerged school, this is the Charter School Name):

Explore Schools of Brooklyn

1. List all positions held on the education corporation board (e.g., president, treasurer, parent representative).

*Chairman, member of Finance + committee*

2. Is the trustee an employee of any school operated by the Education Corporation?

     Yes   X   No

If **Yes**, for each school, please provide a description of the position(s) you hold, your responsibilities, your salary and your start date.

3. Is the trustee an employee or agent of the management company or institutional partner of the charter school(s) governed by the Education Corporation?

     Yes   X   No

If **Yes**, for each school, please provide a description of the position(s) you hold, your responsibilities, your salary and your start date.

4. Identify each interest/transaction (and provide the requested information) that you or any of your immediate family members or any persons who live with you in your house have held or engaged in with the charter school(s) governed by the Education Corporation during the time you have served on the board, and in the six-month period prior to such service. If there has been no such financial interest or transaction, write **None**. Please note that if you answered **Yes** to Questions 2-4 above, you need not disclose again your employment status, salary, etc.

Date(s)	Nature of Financial Interest/Transaction	Steps taken to avoid a conflict of interest, (e.g., did not vote, did not participate in discussion)	Name of person holding interest or engaging in transaction and relationship to yourself
---------	--	--	---

NONE

Please write "None" if applicable. Do not leave this space blank.

5. Identify each individual, business, corporation, union association, firm, partnership, committee proprietorship, franchise holding company, joint stock company, business or real estate trust, non-profit organization, or other organization or group of people doing business with the school(s) governed by the Education Corporation and in which such entity, during the time of your tenure as a trustee, you and/or your immediate family member(s) or person(s) living in your house had a financial interest or other relationship. If you are a member, director, officer or employee of an organization formally partnered with the school(s) that is/are doing business with the school(s) through a management or services agreement, please identify only the name of the organization, your position in the organization, and the relationship between such organization and the school(s). If there was no financial interest, write None.

Organization conducting business with the school(s)	Nature of business conducted	Approximate value of the business conducted	Name of Trustee and/or immediate family member of household holding an interest in the organization conducting business with the school(s) and the nature of the interest	Steps Taken to Avoid Conflict of Interest
<p>Please write "None" if applicable. Do not leave this space blank.</p> <p style="text-align: center; font-size: 2em;">NONE</p>				

*[Handwritten Signature]*  
 Signature

*[Handwritten Date]*  
 Date

Please note that this document is considered a public record and as such, may be made available to members of the public upon request under the Freedom of Information Law. Personal contact information provided below will be redacted.

Business Telephone: [REDACTED]

Business Address: [REDACTED]

E-mail Address: [REDACTED]

Home Telephone: [REDACTED]

Home Address: [REDACTED]

**Disclosure of Financial Interest by a Current or Proposed Charter School Education Corporation Trustee**

**Trustee Name:**

Jana L Reed

---

**Name of Charter School Education Corporation (for an unmerged school, this is the Charter School Name):**

Explore Charter Schools

---

1. List all positions held on the education corporation board (e.g., president, treasurer, parent representative). Member

2. Is the trustee an employee of any school operated by the Education Corporation?  
 Yes  No

If **Yes**, for each school, please provide a description of the position(s) you hold, your responsibilities, your salary and your start date.

3. Is the trustee an employee or agent of the management company or institutional partner of the charter school(s) governed by the Education Corporation?

Yes  No

If **Yes**, for each school, please provide a description of the position(s) you hold, your responsibilities, your salary and your start date.

4. Identify each interest/transaction (and provide the requested information) that you or any of your immediate family members or any persons who live with you in your house have held or engaged in with the charter school(s) governed by the Education Corporation during the time you have served on the board, and in the six-month period prior to such service. If there has been no such financial interest or transaction, write **None**. Please note that if you answered **Yes** to Questions 2-4 above, you need not disclose again your employment status, salary, etc.

Date(s)	Nature of Financial Interest/Transaction	Steps taken to avoid a conflict of interest, (e.g., did not vote, did not participate in discussion)	Name of person holding interest or engaging in transaction and relationship to yourself

<p><i>Please write "None" if applicable. Do not leave this space blank.</i></p> <p><b>None</b></p>			
--	--	--	--

5. Identify each individual, business, corporation, union association, firm, partnership, committee proprietorship, franchise holding company, joint stock company, business or real estate trust, non-profit organization, or other organization or group of people doing business with the school(s) governed by the Education Corporation **and** in which such entity, during the time of your tenure as a trustee, you and/or your immediate family member(s) or person(s) living in your house had a financial interest or other relationship. If you are a member, director, officer or employee of an organization formally partnered with the school(s) that is/are doing business with the school(s) through a management or services agreement, please identify only the name of the organization, your position in the organization, and the relationship between such organization and the school(s). If there was no financial interest, write **None**.

Organization conducting business with the school(s)	Nature of business conducted	Approximate value of the business conducted	Name of Trustee and/or immediate family member of household holding an interest in the organization conducting business with the school(s) and the nature of the interest	Steps Taken to Avoid Conflict of Interest
<p><i>Please write "None" if applicable. Do not leave this space blank.</i></p> <p><b>None</b></p>				


7/23/17

---

Signature Date

*Please note that this document is considered a public record and as such, may be made available to members of the public upon request under the Freedom of Information Law. Personal contact information provided below will be redacted.*


**Business Telephone:** \_\_\_\_\_

**Business Address:** \_\_\_\_\_

**E-mail Address:** \_\_\_\_\_

**Home Telephone:** \_\_\_\_\_

**Home Address:** \_\_\_\_\_



**Disclosure of Financial Interest by a Current or Proposed Charter School Education Corporation Trustee**

Trustee Name:

MARTIN BALLEW

Name of Charter School Education Corporation (for an unmerged school, this is the Charter School Name):

EXPLORER CHARTER SCHOOLS

- List all positions held on the education corporation board (e.g., president, treasurer, parent representative).
- Is the trustee an employee of any school operated by the Education Corporation?  
 Yes  No

If **Yes**, for each school, please provide a description of the position(s) you hold, your responsibilities, your salary and your start date.

~~CEO, \$295,800 July 1, 2009~~

- Is the trustee an employee or agent of the management company or institutional partner of the charter school(s) governed by the Education Corporation?  
 Yes  No

If **Yes**, for each school, please provide a description of the position(s) you hold, your responsibilities, your salary and your start date.

CEO, \$295,800 July 1, 2009

- Identify each interest/transaction (and provide the requested information) that you or any of your immediate family members or any persons who live with you in your house have held or engaged in with the charter school(s) governed by the Education Corporation during the time you have served on the board, and in the six-month period prior to such service. If there has been no such financial interest or transaction, write **None**. Please note that if you answered **Yes** to Questions 2-4 above, you need not disclose again your employment status, salary, etc.

Date(s)	Nature of Financial Interest/Transaction	Steps taken to avoid a conflict of interest, (e.g., did not vote, did not participate in discussion)	Name of person holding interest or engaging in transaction and relationship to yourself



**Disclosure of Financial Interest by a Current or Proposed Charter School Education Corporation Trustee**

Trustee Name:

PETER A. WALKER

Name of Charter School Education Corporation (for an unmerged school, this is the Charter School Name):

EXPLORE SCHOOLS OF BROOKLYN, INC.

1. List all positions held on the education corporation board (e.g., president, treasurer, parent representative). *Treasurer*

2. Is the trustee an employee of any school operated by the Education Corporation?  
 Yes  No

If **Yes**, for each school, please provide a description of the position(s) you hold, your responsibilities, your salary and your start date.

3. Is the trustee an employee or agent of the management company or institutional partner of the charter school(s) governed by the Education Corporation?  
 Yes  No

If **Yes**, for each school, please provide a description of the position(s) you hold, your responsibilities, your salary and your start date.

4. Identify each interest/transaction (and provide the requested information) that you or any of your immediate family members or any persons who live with you in your house have held or engaged in with the charter school(s) governed by the Education Corporation during the time you have served on the board, and in the six-month period prior to such service. If there has been no such financial interest or transaction, write **None**. Please note that if you answered **Yes** to Questions 2-4 above, you need not disclose again your employment status, salary, etc.

Date(s)	Nature of Financial Interest/Transaction	Steps taken to avoid a conflict of interest, (e.g., did not vote, did not participate in discussion)	Name of person holding interest or engaging in transaction and relationship to yourself
N/A	None		





Please write "None" if applicable. Do not leave this space blank.  
 None

5. Identify each individual, business, corporation, union association, firm, partnership, committee proprietorship, franchise holding company, joint stock company, business or real estate trust, non-profit organization, or other organization or group of people doing business with the school(s) governed by the Education Corporation **and** in which such entity, during the time of your tenure as a trustee, you and/or your immediate family member(s) or person(s) living in your house had a financial interest or other relationship. If you are a member, director, officer or employee of an organization formally partnered with the school(s) that is/are doing business with the school(s) through a management or services agreement, please identify only the name of the organization, your position in the organization, and the relationship between such organization and the school(s). If there was no financial interest, write **None**.

Organization conducting business with the school(s)	Nature of business conducted	Approximate value of the business conducted	Name of Trustee and/or immediate family member of household holding an interest in the organization conducting business with the school(s) and the nature of the interest	Steps Taken to Avoid Conflict of Interest
<p>Please write "None" if applicable. Do not leave this space blank.            "None"</p>				

*Jamaal [Signature]*

Signature

7/26/17

Date

Please note that this document is considered a public record and as such, may be made available to members of the public upon request under the Freedom of Information Law. Personal contact information provided below will be redacted.

Business Telephone: \_\_\_\_\_

Business Address: \_\_\_\_\_

E-mail Address: [REDACTED] \_\_\_\_\_

Home Telephone: \_\_\_\_\_

Home Address: \_\_\_\_\_





# Entry 9 BOT Table

Created: 07/25/2017 • Last updated: 07/27/2017

(tab across or use scroll bar at bottom of table)

## 1. Current Board Member Information

Trustee Name	Email Addresses	Position on the Board	Committee Affiliations	Voting Member Per By Laws? (Y/N)	Area of Expertise, and/or Additional Role at School (parent, staff member, etc.)	Number of Terms Served and Length of Each (Include election date and term expiration)	Number of Board Mtgs Attended during 2016-17?
Morty					Discipli	Progra	Explore: 13 years; Voted onto Board 2002; Term renews annually with contract Empower: 6 years; Voted onto Board 2009; Term renews annually with contract Excel:

1	Ballen			ne		m	2 years, voted onto Board 10/02/2014; Term renews annually with contract Exceed : 2 years, voted onto Board 10/02/2014; Term renews annually with contract	10
							Explore: 2 terms (term = 3 years, 5 years served so far); voted onto Board 9/51/11 term expires Jun 17. Empower: 2 terms (term= 3 years, 5 years	

2

Kimes  
ha  
Carneg  
ie




Accou  
ntabilit  
y

Extern  
al  
Affairs

served so far); voted onto Board 9/15/11; term expires Jun 17. Excel 1 term (term = 3 years, 2 years served so far); voted onto Board 10/2/14, term expires Jun 17 (school boards were merged in 14/15. Exceed 2 terms (term = 3 years, 5 years served so far); voted onto Board 9/15/11; term expires Jun 17. Resign

10

							ed from board in June 2017	
3	Beth Cohen			Discipline		External Affairs	Explore: 2 terms (term = 3 years, 4 years served so far); voted onto Board 9/18/12 term expires Jun 18. Empower: 2 terms (term= 3 years, 4 years served so far); voted onto Board 9/18/12; term expires Jun 18. Excel 1 term (term = 3 years, 2 years served so far); voted	10

onto Board 10/2/14, term expires Jun 18 (school boards were merged in 14/15. Exceeded 2 terms (term = 3 years, 4 years served so far); voted onto Board 9/15/11; term expires Jun 18; Resigned from board in June 2017

Explore: 2 terms (term = 3 years, 4 years served so far); voted onto Board 9/30/13 term

4

Hank Mannix




Parent Representative



Finance, Accountability

Finance

expires Jun 19. Empower: 2 terms (term= 3 years, 4 years served so far); voted onto Board 9/30/13; term expires Jun 19. Excel 2 terms (term = 3 years, 4 years served so far); voted onto Board 9/30/13, term expires Jun 19 Exceed : 2 terms (term = 3 years, 4 years served so far); voted onto Board 9/30/13; term

10

							expires Jun 19	
5	Jana Reed		Accountability			External Affairs	1 term (term= 3 years, 1 year served so far) voted onto Board for all 4 schools in unified board 4/20/16; term expires Jun 18	10
							Explore: 1 term (term = 3 years, 2 years served so far); voted onto Board 11/6/14 term expires Jun 17. Empower: 1 term (term= 3 years, 2 years served so far); voted onto	

6	Peter Walker		Finance			Legal	Board 11/6/14; term expires Jun 17. Excel 1 term (term = 3 years, 2 years served so far); voted onto Board 10/2/14, term expires Jun 17 (school boards were merged in 14/15) Exceeded : 1 term (term = 3 years, 2 years served so far); voted onto Board 9/02/14; term expires Jun 17	10
7	Tarmara Fulche		Parent Representative			Parent Representative	Less than 1 year in 2 year	10

	r						2 term.	
8								
9								
10								
11								
12								
13								
14								
15								
16								
17								
18								
19								
20								

**2. Total Number of Members on June 30, 2016** 5

**3. Total Number of Members Joining the Board 2016-17 School Year** 2

**4. Total Number of Members Departing the Board during the 2016-17 School Year** 2

**5. Number of Voting Members 2016-17, as set by the by-laws, resolution or minutes** 7

**6. Number of Board Meetings Conducted in the 2016-17 School Year** 10

**7. Number of Board Meetings** 10

Scheduled for the [2017-18](#)

School Year

**Thank you.**



# Entry 11 Enrollment and Retention of Special Populations

Created: 07/14/2017 • Last updated: 07/31/2017

## Instructions for Reporting Enrollment and Retention Strategies

Describe the efforts the charter school has made in 2016 2017 toward meeting targets to attract and retain enrollment of students with disabilities, English language learners, and students who are economically disadvantaged. In addition, describe the school’s plans for meeting or making progress toward meeting its enrollment and retention targets in 2017 2018.

## Recruitment/Attraction Efforts Toward Meeting Targets

	Describe Efforts Toward Meeting Recruitment Targets 2016 17)	Describe Plans Toward Meeting Recruitment Targets 2017 18)
Economically Disadvantaged	Empower Charter School’s overall recruitment strategy focuses on families living in the immediate neighborhood of the school and its centralized school district in order to best serve the school’s geographic community. Given the demographics of the neighborhood served, by targeting these areas, Empower recruits a large portion of students who qualify for free and reduced lunch (the majority of the school’s current student population qualifies for free and reduced lunch). Empower Charter School also utilizes family referral campaigns and partners with local organizations, with the goal being to attract more families in the profile of the families it serves, who may have otherwise not heard about the school.	Empower Charter School plans to continue and improve the overall recruitment strategy and expand the family referral campaign in our communities order to meet recruitment targets for economically disadvantaged students. Empower will also continue to establish community partnerships with organization that support families that may be economically disadvantaged. We also intend on collaborating across all schools in our network to further develop and leverage our brand in 17 18.
English Language Learners	In an effort to attract and enroll more English Language Learners, Empower Charter School created a set aside lottery preference for English Language Learners. The set aside preference seeks to fill 15% of the available kindergarten seats (about 9 out of 60 seats) with English Language Learners, in order to match or exceed the school district’s ELL population. This set aside preference is also included in our family information sessions, direct mail campaign, the school's website and in the English and Spanish versions of our application. Our schools focus on	Empower will also continue to establish community partnerships with organizations that support families that may speak languages other than English. Empower will maintain it's ELL set aside lottery preference and direct mailing, and will expand it's social media/website presence and family information sessions in order to meet recruitment targets for English Language Learners. Our applications will continue to be

	creating diverse community partnerships that also help engage families who speak languages other than English.	available in multiple languages.
Students with Disabilities	Empower Charter School employs a support services lead and staff that are qualified to teach students with disabilities. We provide mandated IEP services, such as SETSS and ICT. In our recruitment efforts (mailings, our website, etc.), we specifically advertise services available to families to ensure they are aware that we welcome all students, including those with IEPs. In addition, during family information sessions, staff members are available to answer any additional questions regarding services available to students with disabilities.	Empower Charter School plans to continue and improve the overall recruitment strategy and expand the family referral campaign in our communities order to meet recruitment targets for economically disadvantaged students. Empower will also continue to establish community partnerships with organizations that support families that may have students with disabilities.

### Retention Efforts Toward Meeting Targets

	Describe Efforts Toward Meeting Retention Targets 2016 17)	Describe Plans Toward Meeting Retention Targets 2017 18)
Economically Disadvantaged	Empower Charter School provides robust support services for students who have a disability or require additional academic support. The school employs support services leads, learning specialists, social workers and guidance counselors that provide services and support for students who need it, as well as maintain communication with families to apprise them of student progress and how families can work with students at home.	Empower Charter school plans to continue and expand on ensuring our economically disadvantaged families have access to appropriate resources and that our school staff are providing effective supports.
English Language Learners	Empower Charter School provides robust support services for students who have a disability or require additional academic support. The school employs support services leads, learning specialists, social workers and guidance counselors that provide services and support for students who need it, as well as maintain communication with families to apprise them of student progress and how families can work with students at home. Our support services coordinator provides a resource to families navigating the ELL services or 504 process, answering questions and helping families better understand resources available to them. In addition, to ensure non English speaking families feel	Empower Charter school plans to implement a ELL curriculum that will empower staff members to engage in more advanced dialogue with parents. Support Services Coordinators will continue to provide differentiated and appropriate support to ELLs. Spanish speaking staff members will continue to be available to guide families and arrange interpreter services as needed.

	<p>welcomed and informed, the school ensures at least one Spanish speaking staff member is available to guide families through paperwork and/or meetings, and arranges an interpreter for family meetings upon request.</p>	
<p>Students with Disabilities</p>	<p>Empower Charter School provides robust support services for students who have a disability or require additional academic support. The school employs support services leads, learning specialists, social workers and guidance counselors that provide services and support for students who need it, as well as maintain communication with families to apprise them of student progress and how families can work with students at home. The 16 17 school year also marked the second year of an improved 12 1 1 transfer process between schools to better place students with that mandate in available classrooms throughout the network. Additionally, a support services coordinator provides a resource to families navigating the IEP or 504 process, answering questions and helping families better understand resources available to them.</p>	<p>Empower Charter School's Support Services Coordinator will continue to provide differentiated and appropriate support to students with disabilities. The SSC and the entire support team will continue to collaborate by providing resources to families navigating the IEP or 504 process, answering questions and helping families better understand resources available to them.</p>



# Entry 12 Classroom Teacher and Administrator Attrition

Created: 07/14/2017 • Last updated: 07/31/2017

Report changes in teacher and administrator staffing.

## Instructions for completing the Classroom Teacher and Administrator Attrition Tables

Charter schools must complete the two tables named 2016-2017 Classroom Teacher and Administrator Attrition to report changes in teacher and administrator staffing in 2016-2017. Please provide the full time equivalent (FTE) of staff on June 30, 2016; the FTE for any departed staff from July 1, 2016 through June 30, 2017; the FTE for added staff from July 1, 2016 through June 30, 2017; and the FTE of staff added in newly created positions from July 1, 2016 through June 30, 2017 using the two tables provided.

### Classroom Teacher Attrition Table

	FTE Classroom Teachers on June 30, 2016	FTE Classroom Teachers Departed 7/1/16 6/30/17	FTE Classroom Teachers Filling Vacant Positions 7/1/16 6/30/17	FTE Classroom Teachers Added in New Positions 7/1/16 6/30/17	FTE of Classroom Teachers on June 30, 2017
	49	23	20	0	41

### Administrator Position Attrition Table

	FTE Administrative Positions on June 30, 2016	FTE Administrators Departed 7/1/16 6/30/17	FTE Administrators Filling Vacant Positions 7/1/16 6/30/17	FTE Administrators Added in New Positions 7/1/16 6/30/17	FTE Administrative Positions on June 30, 2017
	20	2	0	0	23

Thank you

# 2017-2018 Explore Schools Calendar

August						
Su	Mo	Tu	We	Th	Fr	Sa
		1	2	3	4	5
6	7	8	9	10	11	12
13	14	15	16	17	18	19
20	21	22	23	24	25	26
27	28	29	30	31		
8/30: Early Release Dismissal Time 8/31-9/1: 2pm Dismissal Time						

September						
Su	Mo	Tu	We	Th	Fr	Sa
					1	2
3	4	5	6	7	8	9
10	11	12	13	14	15	16
17	18	19	20	21	22	23
24	25	26	27	28	29	30

October						
Su	Mo	Tu	We	Th	Fr	Sa
1	2	3	4	5	6	7
8	9	10	11	12	13	14
15	16	17	18	19	20	21
22	23	24	25	26	27	28
29	30	31				

November						
Su	Mo	Tu	We	Th	Fr	Sa
		1	2	3	4	
5	6	7	8	9	10	11
12	13	14	15	16	17	18
19	20	21	22	23	24	25
26	27	28	29	30		

December						
Su	Mo	Tu	We	Th	Fr	Sa
					1	2
3	4	5	6	7	8	9
10	11	12	13	14	15	16
17	18	19	20	21	22	23
24	25	26	27	28	29	30
31						

January						
Su	Mo	Tu	We	Th	Fr	Sa
	1	2	3	4	5	6
7	8	9	10	11	12	13
14	15	16	17	18	19	20
21	22	23	24	25	26	27
28	29	30	31			

February						
Su	Mo	Tu	We	Th	Fr	Sa
				1	2	3
4	5	6	7	8	9	10
11	12	13	14	15	16	17
18	19	20	21	22	23	24
25	26	27	28			

March						
Su	Mo	Tu	We	Th	Fr	Sa
				1	2	3
4	5	6	7	8	9	10
11	12	13	14	15	16	17
18	19	20	21	22	23	24
25	26	27	28	29	30	31

April						
Su	Mo	Tu	We	Th	Fr	Sa
1	2	3	4	5	6	7
8	9	10	11	12	13	14
15	16	17	18	19	20	21
22	23	24	25	26	27	28
29	30					

May						
Su	Mo	Tu	We	Th	Fr	Sa
		1	2	3	4	5
6	7	8	9	10	11	12
13	14	15	16	17	18	19
20	21	22	23	24	25	26
27	28	29	30	31		











June						
Su	Mo	Tu	We	Th	Fr	Sa
					1	2
3	4	5	6	7	8	9
10	11	12	13	14	15	16
17	18	19	20	21	22	23
24	25	26	27	28	29	30

July						
Su	Mo	Tu	We	Th	Fr	Sa
1	2	3	4	5	6	7
8	9	10	11	12	13	14
15	16	17	18	19	20	21
22	23	24	25	26	27	28
29	30	31				

## Holidays (in RED text)

Sep 4	Labor Day	Jan 1	New Year's Day	May 28	Memorial Day
Nov 23-24	Thanksgiving Day	Jan 15	Martin Luther King Day	Jul 4	Independence Day
Dec 25	Christmas Day	Feb 19	Presidents' Day		

## Key

	New Teacher Orientation
	Teacher Pre-Service/In-service/Post-Service Days (Students are Off)
	Half Day for Kindergarten Only
	Half Day for Students
	Students and Teachers Off
	Parent Teacher Conferences
	Staff Critical Days
	State Exams
	Network Shutdown Week: All year-round staff on vacation
	2pm Dismissal

*\*First Day for All New Staff: Aug 7th*

*\*First Day for All Returning Staff: Aug 14th*

*\*First Day for Kindergarten Students: Aug 28th*

*\*First Day for 1st-8th Grade Students: Aug 30th*