



Entry 1 School Information

Created: 07/17/2017 • Last updated: 08/01/2017

Please be advised that you will need to complete this cover page (including signatures) before all of the other tasks assigned to you by your authorizer are visible on your task page. While completing this task, please ensure that you select the correct authorizer (**as of June 30, 2017**) or you may not be assigned the correct tasks.

a. SCHOOL NAME AND BEDS# EXPLORE EXCEED CS (SUNY Trustees)

(Select name from the drop down menu)

b. CHARTER AUTHORIZER SUNY Authorized Charter School

(For technical reasons, please re select authorizer name from the drop down menu).

c. DISTRICT / CSD OF LOCATION NYC CSD 17

d1. SCHOOL INFORMATION

	PRIMARY ADDRESS	PHONE NUMBER	FAX NUMBER	EMAIL ADDRESS
	443 St. Marks Ave Brooklyn, NY 11238	[REDACTED]	[REDACTED]	[REDACTED]

d2. PHONE CONTACT NUMBER FOR AFTER HOURS EMERGENCIES

Contact Name	Jovonnie Garcia
Title	Director of Operations
Emergency Phone Number (### ### ####)	[REDACTED]

e. SCHOOL WEB ADDRESS (URL) <http://explorenetwork.org/schools/exceed>

f. DATE OF INITIAL CHARTER 09/2011

g. DATE FIRST OPENED FOR INSTRUCTION 08/2012

i. TOTAL ENROLLMENT ON JUNE 30, 2017 475

j. GRADES SERVED IN SCHOOL YEAR 2016-17

Check all that apply

Grades Served	K, 1, 2, 3, 4, 5, 6, 7
---------------	------------------------

k1. DOES THE SCHOOL CONTRACT WITH A CHARTER OR EDUCATIONAL MANAGEMENT ORGANIZATION? Yes

k2. NAME OF CMO/EMO AND ADDRESS

NAME OF CMO/EMO	Explore Schools Inc.
PHYSICAL STREET ADDRESS	20 Jay Street, Suite 211
CITY	Brooklyn
STATE	NY
ZIP CODE	11201
EMAIL ADDRESS	[REDACTED]

l1. FACILITIES

Does the school maintain or operate multiple sites?

	Yes, 2 sites
--	--------------

12. SCHOOL SITES

Please list the sites where the school will operate for the upcoming school year.

	Physical Address	Phone Number	District/CSD	Grades Served at Site	School at Full Capacity at Site	Facilities Agreement
Site 1 (same as primary site)	443 St. Marks Ave Brooklyn, NY 11238	[REDACTED]	CSD 17	K 5	Yes	DOE space
Site 2	46 McKeever Place Brooklyn, NY 11225	[REDACTED]	CSD 17	6 8	Yes	DOE space
Site 3						

12a. Please provide the contact information for Site 1.

	Name	Work Phone	Alternate Phone	Email Address
School Leader				
Operational Leader	Jovonnie Garcia	[REDACTED]		[REDACTED]
Compliance Contact	Rebecca Daverin	[REDACTED]		[REDACTED]
Complaint Contact	Gabrielle Haenn	[REDACTED]		[REDACTED]

13. Please provide the contact information for Site 2.

	Name	Work Phone	Alternate Phone	Email Address
School Leader				
Operational Leader	Nancy Olisma	[REDACTED]		[REDACTED]
Compliance Contact	Rebecca Daverin	[REDACTED]		[REDACTED]
Complaint Contact	Gabrielle Haenn	[REDACTED]		[REDACTED]

m1. Is the school or are the school sites co-located? Yes

m2. Please list the terms of your current co-location.

	Date school will leave current co location	Is school working with NYCDOE to expand into current space?	If so, list year expansion will occur.	Is school working with NYCDOE to move to separate space?	If so, list the proposed space and year planned for move	School at Full Capacity at Site
Site 1 (primary site)		No		No		No
Site 2		No		No		No
Site 3						

n1. Were there any revisions to the school's charter during the 2016-17 school year? (Please include approved or pending material and non-material charter revisions). No

o. Name and Position of Individual(s) Who Completed the 2016-17 Annual Report.

Rachel Wiley, Data and Operations Associate


p. Our signatures below attest that all of the information contained herein is truthful and accurate and that this charter school is in compliance with all aspects of its charter, and with all pertinent Federal, State, and local laws, regulations, and rules. We understand that if any information in any part of this report is found to have been deliberately misrepresented, that will constitute grounds for the revocation of our charter. Check **YES if you agree and then use the mouse on your PC or the stylist on your mobile device to sign your name).**

Yes

Signature, Head of Charter School

A large, stylized handwritten signature in black ink, consisting of several loops and a long horizontal stroke extending to the right.

Signature, President of the Board of Trustees

Three distinct handwritten signatures in black ink, positioned horizontally. The first is a cursive 'Z', the second is a cursive 'M', and the third is a stylized signature with vertical lines.

Date

2017/08/01

Thank you.



Entry 2 NYS School Report Card Link

Last updated: 07/27/2017

1. NEW YORK STATE REPORT CARD

Provide a direct URL or web link to the most recent New York State School Report Card for the charter school (See <https://reportcards.nysed.gov/>).

(Charter schools completing year one will not yet have a School Report Card or link to one. Please type "URL is not available" in the space provided).

<https://data.nysed.gov/reportcard.php?instid=800000071162&year=2016&createreport=1&allchecked=1&enrollment=1&avgclasssize=1&freelunch=1&attendance=1&suspensions=1&teacherqual=1&teacherturnover=1&staffcounts=1&38ELA=1&38MATH=1&48SCI=1&naep=1&nysaa=1&nyseslat=1&elemELA=1&elemMATH=1&elemSci=1&unweighted=1>



Entry 4 Expenditures per Child

Last updated: 07/31/2017

Financial Information

This information is required of ALL charter schools. Provide the following measures of fiscal performance of the charter school in Appendix B (Total Expenditures and Administrative Expenditures Per Child):

1. Total Expenditures Per Child

To calculate '**Total Expenditures per Child**' take total expenditures (from the unaudited 2016-17 Schedule of Functional Expenses) and divide by the year end FTE student enrollment. (Integers Only. No dollar signs or commas).

Note: The information on the Schedule of Functional Expenses on pages 41-43 of the Audit Guide can help schools locate the amounts to use in the two per pupil calculations: <http://www.p12.nysed.gov/psc/AuditGuide.html>

Line 1: Total Expenditures	8212071
Line 2: Year End FTE student enrollment	482
Line 3: Divide Line 1 by Line 2	17037

2. Administrative Expenditures per Child

To calculate '**Administrative Expenditures per Child**' To calculate "Administrative Expenditures per Child" first *add* together the following:

1. Take the relevant portion from the 'personnel services cost' row and the 'management and general' column (from the unaudited 2016 17 Schedule of Functional Expenses)
2. Any contracted administrative/management fee paid to other organizations or corporations
3. Take the total from above and divide it by the year end FTE enrollment. The relevant portion that must be included in this calculation is defined as follows:

Administrative Expenditures: Administration and management of the charter school includes the activities and personnel of the offices of the chief school officer, the finance or business offices, school operations personnel, data management and reporting, human resources, technology, etc. It also includes those administrative and management services provided by other organizations or corporations on behalf of the charter school for which the charter school pays a fee or other compensation. Do not include the FTE of personnel whose role is to directly support the instructional program.

Notes:

The information on the Schedule of Functional Expenses on pages 41-43 of the Audit Guide can help schools locate the amounts to use in the two per pupil calculations:

<http://www.p12.nysed.gov/psc/AuditGuide.html>.

Employee benefit costs or expenditures should not be reported in the above calculations.

Line 1: Relevant Personnel Services Cost (Row)	4781554
Line 2: Management and General Cost (Column)	1553442
Line 3: Sum of Line 1 and Line 2	6334996
Line 5: Divide Line 3 by the Year End FTE student enrollment	13143

Thank you.



**GENERAL INSTRUCTIONS FOR
ANNUAL BUDGET/QUARTERLY REPORT**

TEMPLATE TABS

1- GRAY tab contains the Instructions




Instructions	Provides description of tabs and input requirements.
Funding by District	Charter School Tuition Rates

2- BLUE tabs require input of information

1.) Name of School	>Select school name from list. >Enter contact information.
2.) Enrollment	Enter enrollment information for Annual Budget (& Revisions) and Quarterly Actuals. Includes: >Enrollment by Grade >Enrollment by District
3.) Staffing Plan	Enter staffing plan information for Annual Budget (& Revisions) and Quarterly Actuals. Includes: >Full Time Equivalent (FTE), by Position Category, By Quarter
4.) Yearly Budget	Enter Yearly Budget information. Includes: >"Pior Year" column may be completed based upon preliminary data, and adjusted with Annual Audited data when the Quarter 2 Actuals are being submitted. (Note: Quarterly Revenue allocation may be set) >Budgeted Enrollment data and Per Pupil Revenue for the current year are populated based upon input on tab "2.) Enrollment." >Budgeted FTE for current year is populated based upon input on tab "3.) Staffing Plan." >All other sources of revenue >All expenses >Budget Revisions, as necessary and <i>approved</i> by the school's Board of Directors, should be submitted when submitting Quarterly Actuals.
5.) Balance Sheet	Enter Balance Sheet information for EdCorps. Separate schools merged into a primary EdCorp should NOT use this tab. >"Pior Year" column may be completed based upon preliminary data, and adjusted with Annual Audited data when the Quarter 2 Actuals are being submitted.

6.) Quarterly Report	Enter Actual Quarterly Report information . Includes: >Actual Enrollment data and Per Pupil Revenue for the current year are populated based upon input on tab "2.) Enrollment." >Actual FTE for current year is populated based upon input on tab "3.) Staffing Plan." >All other sources of revenue >All expenses
7.) Annual Report Requirement	Complete when submitting Actual Quarter 4.

CELL COLORS & GUIDANCE COMMENTS

-  = Enter information into the light BLUE shaded cells.
-  = Cells labeled in ORANGE containe guidance regarding the input of information.
-  = Cells containing RED triangles in the upper right corner contain "guidance comments" on that particular line item. Please "mouse-over" the triangle to reveal each comment.

Charter Funding Alphabetical By NYS School District
*** (Sum of Charter School Basic Tuition and Supplemental Basic Tuition)**



ANNUAL BUDGET & QUARTERLY REPORT TEMPLATE

Explore Exceed Charter School

SCHOOL

Name:	Explore Exceed Charter School
--------------	-------------------------------

CONTACT INFORMATION

Contact Name:	Shawn-Ann Mullen
Contact Title:	CFO
Contact Email:	[REDACTED]
Contact Phone:	[REDACTED]

REPORT PERIOD

Current Academic Year:	2017-18
Prior Academic Year:	2016-17

**EXPLORE EXCEED CHARTER SCI
2017-18**

**EXPLORE EXCEED CHARTER SCHOOL
2017-18**

PLAN - FULL TIME EQUIVALENT

STAFFING PLAN - FULL TIME EQUIVALENT ("FTE")

***NOTE:** Enter the number of FTE positions in the "blue" cells.

***NOTE:** If there are NO budget revisions at the time of quarterly submittal leave the 'REVISED' Column(s) COMPLETELY BLANK.

ADMINISTRATIVE PERSONNEL FTE	ADMINISTRATIVE PERSONNEL FTE	PRIOR YEAR
		2016-17
		ACTUAL
Executive Management	Executive Management	
Instructional Management	Instructional Management	3.0
Deans, Directors & Coordinators	Deans, Directors & Coordinators	7.0
CFO / Director of Finance	CFO / Director of Finance	
Operation / Business Manager	Operation / Business Manager	4.0
Administrative Staff	Administrative Staff	10.0
TOTAL ADMINISTRATIVE STAFF	TOTAL ADMINISTRATIVE STAFF	24.0

ANNUAL BUDGETED FTE							
Q1		Q2		Q3		Q4	
Original	Revised	Original	Revised	Original	Revised	Original	Revised
5.0		5.0		5.0		5.0	
6.0		6.0		6.0		6.0	
6.5		6.5		6.5		6.5	
5.0		5.0		5.0		5.0	
22.5	0.0	22.5	0.0	22.5	0.0	22.5	0.0

INSTRUCTIONAL PERSONNEL FTE	INSTRUCTIONAL PERSONNEL FTE	PRIOR YEAR
		2016-17
		ACTUAL
Teachers - Regular	Teachers - Regular	34.0
Teachers - SPED	Teachers - SPED	4.0
Substitute Teachers	Substitute Teachers	
Teaching Assistants	Teaching Assistants	
Specialty Teachers	Specialty Teachers	7.0
Aides	Aides	
Therapists & Counselors	Therapists & Counselors	3.0
Other	Other	
TOTAL INSTRUCTIONAL	TOTAL INSTRUCTIONAL	48.0

ANNUAL BUDGETED FTE							
Q1		Q2		Q3		Q4	
Original	Revised	Original	Revised	Original	Revised	Original	Revised
38.6		38.6		38.6		38.6	
9.0		9.0		9.0		9.0	
3.0		3.0		3.0		3.0	
5.0		5.0		5.0		5.0	
3.0		3.0		3.0		3.0	
58.6	0.0	58.6	0.0	58.6	0.0	58.6	0.0

NON-INSTRUCTIONAL PERSONNEL FTE	NON-INSTRUCTIONAL PERSONNEL FTE	PRIOR YEAR
		2016-17
		ACTUAL
Nurse	Nurse	
Librarian	Librarian	
Custodian	Custodian	
Security	Security	
Other	Other	
TOTAL NON-INSTRUCTIONAL	TOTAL NON-INSTRUCTIONAL	0.0

ANNUAL BUDGETED FTE							
Q1		Q2		Q3		Q4	
Original	Revised	Original	Revised	Original	Revised	Original	Revised
0.0	0.0	0.0	0.0	0.0	0.0	0.0	0.0

TOTAL PERSONNEL SERVICE FTE	TOTAL PERSONNEL SERVICE FTE	72.0
------------------------------------	------------------------------------	-------------

81.1	0.0	81.1	0.0	81.1	0.0	81.1	0.0
------	-----	------	-----	------	-----	------	-----

**EXPLORE EXCEED CHARTER SCI
2017-18**

PLAN - FULL TIME EQUIVALENT

***NOTE:** Enter the number of FTE positions in the "blue" cells.

Id be input.

***NOTE:** State the assumptions that are being made for personnel FTE levels.

ADMINISTRATIVE PERSONNEL FTE		Description of Assumptions
	Q4	
	Actual	
Executive Management		
Instructional Management		
Deans, Directors & Coordinators		
CFO / Director of Finance		
Operation / Business Manager		
Administrative Staff		
TOTAL ADMINISTRATIVE STAFF	0.0	

INSTRUCTIONAL PERSONNEL FTE		Description of Assumptions
	Q4	
	Actual	
Teachers - Regular		
Teachers - SPED		
Substitute Teachers		
Teaching Assistants		
Specialty Teachers		
Aides		
Therapists & Counselors		
Other		
TOTAL INSTRUCTIONAL	0.0	

NON-INSTRUCTIONAL PERSONNEL FTE		Description of Assumptions
	Q4	
	Actual	
Nurse		
Librarian		
Custodian		
Security		
Other		
TOTAL NON-INSTRUCTIONAL	0.0	

TOTAL PERSONNEL SERVICE FTE	0.0	
------------------------------------	-----	--

EXPLORE EXCEED CHARTER SCHOOL								
Budget / Operating Plan								
2017-18								
	8,482,642	2,154,671	-	-	2,171,270	-	-	2,231,672
Total Revenue								
Total Expenses								
Net Income								
Actual Student Enrollment								
	Prior Year Actual	1st Quarter - 7/1 - 9/30			2nd Quarter - 10/1 - 12/31			3rd Quarter
	2016-17	Original	Revised	Variance	Original	Revised	Variance	Original
	Revenue Per	Budget	Budget		Budget	Budget		Budget
	Pupil							
Charter School Program (CSP) Planning & Implementation				-			-	
Other				-			-	
Other				-			-	
TOTAL REVENUE FROM FEDERAL SOURCES	314,241	49,800		-	66,399		-	123,551
LOCAL and OTHER REVENUE								
Contributions and Donations	10,000	-		-	-		-	3,250
Fundraising				-			-	
Erate Reimbursement	95,317	15,000		-	15,000		-	15,000
Earnings on Investments				-			-	
Interest Income	40			-			-	
Food Service (Income from meals)				-			-	
Text Book				-			-	
OTHER	<u>1,550</u>	<u>50</u>		-	<u>50</u>		-	<u>50</u>
TOTAL REVENUE FROM LOCAL and OTHER SOURCES	106,907	15,050		-	15,050		-	18,300
TOTAL REVENUE	8,482,642	2,154,671		-	2,171,270		-	2,231,672

EXPLORE EXCEED CHARTER SCHOOL
Budget / Operating Plan
2017-18

Total Revenue	8,482,642	2,154,671	-	-	2,171,270	-	-	2,231,672
Total Expenses	8,425,049	1,832,535	-	-	2,232,146	-	-	2,232,146
Net Income	57,594	322,136	-	-	(60,877)	-	-	(475)
Actual Student Enrollment	481	502	-	-	502	-	-	502

Prior Year Actual	1st Quarter - 7/1 - 9/30			2nd Quarter - 10/1 - 12/31			3rd Q
2016-17	Original	Revised	Variance	Original	Revised	Variance	Original
Revenue Per Pupil	Budget	Budget		Budget	Budget		Budget

EXPENSES

ADMINISTRATIVE STAFF PERSONNEL COSTS

Avg. No. of Positions

Executive Management	-							
Instructional Management	5.00	383,880	140,000					140,000
Deans, Directors & Coordinators	6.00	578,097	119,509					119,509
CFO / Director of Finance	-							
Operation / Business Manager	6.50	353,680	110,550					110,550
Administrative Staff	5.00	346,000	57,814					57,814
TOTAL ADMINISTRATIVE STAFF	22.50	1,661,657	427,873	-	-	427,873	-	427,873

INSTRUCTIONAL PERSONNEL COSTS

Teachers - Regular	38.60	2,230,000	418,825					628,238
Teachers - SPED	9.00	275,000	110,605					165,908
Substitute Teachers	-	177,000	6,250					18,750
Teaching Assistants	3.00	72,680	18,500					27,750
Specialty Teachers	5.00	401,500	51,500					77,250
Aides	-							
Therapists & Counselors	3.00	200,000	35,205					77,250
Other	-	168,659	14,000					21,666
TOTAL INSTRUCTIONAL	58.60	3,524,839	654,885	-	-	1,016,811	-	1,016,811

NON-INSTRUCTIONAL PERSONNEL COSTS

Nurse	-							
Librarian	-							
Custodian	-							
Security	-							
Other	-							
TOTAL NON-INSTRUCTIONAL	-	-	-	-	-	-	-	-

SUBTOTAL PERSONNEL SERVICE COSTS

81.10	5,186,496	1,082,758	-	-	1,444,684	-	-	1,444,684
-------	-----------	-----------	---	---	-----------	---	---	-----------

PAYROLL TAXES AND BENEFITS

Payroll Taxes		413,226	75,371					113,057
Fringe / Employee Benefits		768,128	203,623					203,623

		EXPLORE EXCEED CHARTER SCHOOL Budget / Operating Plan 2017-18							
Total Revenue		8,482,642	2,154,671	-	-	2,171,270	-	-	2,231,672
Total Expenses		8,425,049	1,832,535	-	-	2,232,146	-	-	2,232,146
Net Income		57,594	322,136	-	-	(60,877)	-	-	(475)
Actual Student Enrollment		481	502	-	-	502	-	-	502
		Prior Year Actual	1st Quarter - 7/1 - 9/30			2nd Quarter - 10/1 - 12/31			3rd Quarter
		2016-17	Original	Revised		Original	Revised		Original
		Revenue Per Pupil	Budget	Budget	Variance	Budget	Budget	Variance	Budget
Retirement / Pension		43,162	375		-	375		-	375
TOTAL PAYROLL TAXES AND BENEFITS		1,224,516	279,369		-	317,055		-	317,055
TOTAL PERSONNEL SERVICE COSTS		6,411,012	1,362,127		-	1,761,739		-	1,761,739
CONTRACTED SERVICES									
Accounting / Audit		14,562	-		-	-		-	-
Legal			1,250		-	1,250		-	1,250
Management Company Fee		807,955	223,295		-	223,295		-	223,295
Nurse Services					-			-	
Food Service / School Lunch					-			-	
Payroll Services		16,135	3,950		-	3,950		-	3,950
Special Ed Services		20,000	7,750		-	7,750		-	7,750
Titlement Services (i.e. Title I)					-			-	
Other Purchased / Professional / Consulting		98,000	44,250		-	44,250		-	44,250
TOTAL CONTRACTED SERVICES		956,652	280,495		-	280,495		-	280,495

EXPLORE EXCEED CHARTER SCHOOL
Budget / Operating Plan
2017-18

Total Revenue	8,482,642	2,154,671	-	-	2,171,270	-	-	2,231,672
Total Expenses	8,425,049	1,832,535	-	-	2,232,146	-	-	2,232,146
Net Income	57,594	322,136	-	-	(60,877)	-	-	(475)
Actual Student Enrollment	481	502	-	-	502	-	-	502

	Prior Year Actual	1st Quarter - 7/1 - 9/30			2nd Quarter - 10/1 - 12/31			3rd Q
	2016-17 Revenue Per Pupil	Original Budget	Revised Budget	Variance	Original Budget	Revised Budget	Variance	Original Budget

SCHOOL OPERATIONS

Board Expenses				-				-
Classroom / Teaching Supplies & Materials	157,000	28,600		-	28,600			28,600
Special Ed Supplies & Materials	3,200	1,250		-	1,250			1,250
Textbooks / Workbooks	39,819	9,975		-	9,975			9,975
Supplies & Materials other				-				-
Equipment / Furniture	51,960	11,850		-	11,850			11,850
Telephone	73,739	18,250		-	18,250			18,250
Technology	200,470	49,900		-	49,900			49,900
Student Testing & Assessment	9,743	2,250		-	2,250			2,250
Field Trips	17,000	5,500		-	5,500			5,500
Transportation (student)	2,000	1,250		-	1,250			1,250
Student Services - other	40,000	6,338		-	6,338			6,338
Office Expense	78,500	13,750		-	13,750			13,750
Staff Development	109,833	9,250		-	9,250			9,250
Staff Recruitment	35,000	5,000		-	5,000			5,000
Student Recruitment / Marketing	24,300	8,750		-	8,750			8,750
School Meals / Lunch	15,000	3,000		-	3,000			3,000
Travel (Staff)	4,000	500		-	500			500
Fundraising				-				-
Other	19,820	1,800		-	1,800			1,800
TOTAL SCHOOL OPERATIONS	881,384	177,213	-	-	177,213	-	-	177,213

FACILITY OPERATION & MAINTENANCE

Insurance	40,000	10,700		-	10,700			10,700
Janitorial				-				-
Building and Land Rent / Lease / Facility Finance Interest				-				-
Repairs & Maintenance	11,000	2,000		-	2,000			2,000
Equipment / Furniture				-				-
Security				-				-
Utilities				-				-
TOTAL FACILITY OPERATION & MAINTENANCE	51,000	12,700	-	-	12,700	-	-	12,700

DEPRECIATION & AMORTIZATION

	125,000	-		-	-			-
--	---------	---	--	---	---	--	--	---

RESERVES / CONTINGENCY

				-				-
--	--	--	--	---	--	--	--	---

EXPLORE EXCEED CHARTER SCHOOL										
Budget / Operating Plan										
2017-18										
Total Revenue	8,482,642	2,154,671	-	-	2,171,270	-	-	2,231,672		
Total Expenses	8,425,049	1,832,535	-	-	2,232,146	-	-	2,232,146		
Net Income	57,594	322,136	-	-	(60,877)	-	-	(475)		
Actual Student Enrollment	481	502	-	-	502	-	-	502		
	Prior Year Actual	1st Quarter - 7/1 - 9/30			2nd Quarter - 10/1 - 12/31			3rd C		
	2016-17	Original	Revised		Original	Revised		Original		
	Revenue Per Pupil	Budget	Budget	Variance	Budget	Budget	Variance	Budget		
TOTAL EXPENSES	8,425,049	1,832,535	-	-	2,232,146	-	-	2,232,146		
NET INCOME	57,594	322,136	-	-	(60,877)	-	-	(475)		

Total Revenue	-	-	2,365,022	-	-
Total Expenses	-	-	2,695,475	-	-
Net Income	-	-	(330,453)	-	-
Actual Student Enrollment	-	-	502	-	-
	Quarter - 1/1 - 3/31		4th Quarter - 4/1 - 6/30		
	Revised Budget	Variance	Original Budget	Revised Budget	Variance
Charter School Program (CSP) Planning & Implementation		-			-
Other		-			-
Other		=			=
TOTAL REVENUE FROM FEDERAL SOURCES	-	-	66,402	-	-
LOCAL and OTHER REVENUE					
Contributions and Donations		-	3,250		-
Fundraising		-			-
Erate Reimbursement		-	15,000		-
Earnings on Investments		-			-
Interest Income		-			-
Food Service (Income from meals)		-			-
Text Book		-			-
OTHER		=	50		=
TOTAL REVENUE FROM LOCAL and OTHER SOURCES	-	-	18,300	-	-
TOTAL REVENUE	-	-	2,365,022	-	-

Total Revenue		-	-	2,365,022	-
Total Expenses		-	-	2,695,475	-
Net Income		-	-	(330,453)	-
Actual Student Enrollment		-	-	502	-
		Quarter - 1/1 - 3/31		4th Quarter - 4/1 - 6/30	
		Revised Budget	Variance	Original Budget	Revised Budget
				Variance	
EXPENSES					
ADMINISTRATIVE STAFF PERSONNEL COSTS		Avg. No. of Positions			
Executive Management	-		-		-
Instructional Management	5.00		-	140,000	-
Deans, Directors & Coordinators	6.00		-	119,509	-
CFO / Director of Finance	-		-		-
Operation / Business Manager	6.50		-	110,550	-
Administrative Staff	5.00		-	57,814	-
TOTAL ADMINISTRATIVE STAFF	22.50	-	-	427,873	-
INSTRUCTIONAL PERSONNEL COSTS					
Teachers - Regular	38.60		-	837,650	-
Teachers - SPED	9.00		-	221,210	-
Substitute Teachers	-		-	31,250	-
Teaching Assistants	3.00		-	37,000	-
Specialty Teachers	5.00		-	103,000	-
Aides	-		-		-
Therapists & Counselors	3.00		-	21,525	-
Other	-		-	28,168	-
TOTAL INSTRUCTIONAL	58.60	-	-	1,279,803	-
NON-INSTRUCTIONAL PERSONNEL COSTS					
Nurse	-		-		-
Librarian	-		-		-
Custodian	-		-		-
Security	-		-		-
Other	-		-		-
TOTAL NON-INSTRUCTIONAL	-	-	-	-	-
SUBTOTAL PERSONNEL SERVICE COSTS		81.10	-	1,707,676	-
PAYROLL TAXES AND BENEFITS					
Payroll Taxes	-		-	150,743	-
Fringe / Employee Benefits	-		-	203,623	-

Total Revenue		-	-	2,365,022	-	-
Total Expenses		-	-	2,695,475	-	-
Net Income		-	-	(330,453)	-	-
Actual Student Enrollment		-	-	502	-	-
		Quarter - 1/1 - 3/31			4th Quarter - 4/1 - 6/30	
		Revised Budget	Variance	Original Budget	Revised Budget	Variance
Retirement / Pension			-	<u>42,775</u>		-
TOTAL PAYROLL TAXES AND BENEFITS		-	-	397,141	-	-
TOTAL PERSONNEL SERVICE COSTS			-	2,104,817	-	-
CONTRACTED SERVICES			-			-
Accounting / Audit			-	20,250		-
Legal			-	1,250		-
Management Company Fee			-	223,295		-
Nurse Services			-			-
Food Service / School Lunch			-			-
Payroll Services			-	3,950		-
Special Ed Services			-	7,750		-
Titlement Services (i.e. Title I)			-			-
Other Purchased / Professional / Consulting			-	<u>44,250</u>		-
TOTAL CONTRACTED SERVICES		-	-	300,745	-	-

Total Revenue	-	-	2,365,022	-	-
Total Expenses	-	-	2,695,475	-	-
Net Income	-	-	(330,453)	-	-
Actual Student Enrollment	-	-	502	-	-
	Quarter - 1/1 - 3/31		4th Quarter - 4/1 - 6/30		
	Revised Budget	Variance	Original Budget	Revised Budget	Variance
SCHOOL OPERATIONS					
Board Expenses		-			-
Classroom / Teaching Supplies & Materials		-	28,600		-
Special Ed Supplies & Materials		-	1,250		-
Textbooks / Workbooks		-	9,975		-
Supplies & Materials other		-			-
Equipment / Furniture		-	11,850		-
Telephone		-	18,250		-
Technology		-	49,900		-
Student Testing & Assessment		-	2,250		-
Field Trips		-	5,500		-
Transportation (student)		-	1,250		-
Student Services - other		-	6,338		-
Office Expense		-	13,750		-
Staff Development		-	9,250		-
Staff Recruitment		-	5,000		-
Student Recruitment / Marketing		-	8,750		-
School Meals / Lunch		-	3,000		-
Travel (Staff)		-	500		-
Fundraising		-			-
Other		-	1,800		-
TOTAL SCHOOL OPERATIONS	-	-	177,213	-	-
FACILITY OPERATION & MAINTENANCE					
Insurance		-	10,700		-
Janitorial		-			-
Building and Land Rent / Lease / Facility Finance Interest		-			-
Repairs & Maintenance		-	2,000		-
Equipment / Furniture		-			-
Security		-			-
Utilities		-			-
TOTAL FACILITY OPERATION & MAINTENANCE	-	-	12,700	-	-
DEPRECIATION & AMORTIZATION		-	100,000		-
RESERVES / CONTINGENCY		-			-

Total Revenue	-	-	2,365,022	-	-
Total Expenses	-	-	2,695,475	-	-
Net Income	-	-	(330,453)	-	-
Actual Student Enrollment	-	-	502	-	-
	Quarter - 1/1 - 3/31		4th Quarter - 4/1 - 6/30		
	Revised		Original	Revised	
	Budget	Variance	Budget	Budget	Variance
TOTAL EXPENSES	-	-	2,695,475	-	-
NET INCOME	-	-	(330,453)	-	-

	EXPLORE EXCEED CHARTER SCHOOL					DESCRIPTION OF ASSUMPTIONS
	Budget / Operating Plan					
					2017-18	
	8,922,633	8,922,633	-	439,991	439,991	
Total Revenue	8,922,633	8,922,633	-	439,991	439,991	
Total Expenses	8,992,302	8,992,302	-	(567,254)	(567,254)	
Net Income	(69,669)	(69,669)	-	(127,263)	(127,263)	
Actual Student Enrollment						
	Total Year			VARIANCE		
	Original Budget	Revised Budget	Variance	Original Budget vs. PY Budget	Revised Budget vs. PY Budget	
Charter School Program (CSP) Planning & Implementation	-	-	-	-	-	
Other	-	-	-	-	-	
Other	-	-	-	-	-	
TOTAL REVENUE FROM FEDERAL SOURCES	306,152	306,152	-	(8,089)	(8,089)	
LOCAL and OTHER REVENUE						
Contributions and Donations	6,500	6,500	-	(3,500)	(3,500)	
Fundraising	-	-	-	-	-	
Erate Reimbursement	60,000	60,000	-	(35,317)	(35,317)	
Earnings on Investments	-	-	-	-	-	
Interest Income	-	-	-	(40)	(40)	
Food Service (Income from meals)	-	-	-	-	-	
Text Book	-	-	-	-	-	
OTHER	<u>200</u>	<u>200</u>	-	<u>(1,350)</u>	<u>(1,350)</u>	
TOTAL REVENUE FROM LOCAL and OTHER SOURCES	66,700	66,700	-	(40,207)	(40,207)	
TOTAL REVENUE	8,922,633	8,922,633	-	439,991	439,991	

		EXPLORE EXCEED CHARTER SCHOOL					DESCRIPTION OF ASSUMPTIONS
		Budget / Operating Plan			2017-18		
		8,922,633	8,922,633	-	439,991	439,991	
		8,992,302	8,992,302	-	(567,254)	(567,254)	
		(69,669)	(69,669)	-	(127,263)	(127,263)	
		Total Year			VARIANCE		
		Original Budget	Revised Budget	Variance	Original Budget vs. PY Budget	Revised Budget vs. PY Budget	
Total Revenue		8,922,633	8,922,633	-	439,991	439,991	
Total Expenses		8,992,302	8,992,302	-	(567,254)	(567,254)	
Net Income		(69,669)	(69,669)	-	(127,263)	(127,263)	
Actual Student Enrollment							
EXPENSES							
ADMINISTRATIVE STAFF PERSONNEL COSTS							
	Avg. No. of Positions						
Executive Management	-	-	-	-	-	-	
Instructional Management	5.00	560,000	560,000	-	(176,120)	(176,120)	
Deans, Directors & Coordinators	6.00	478,036	478,036	-	100,061	100,061	
CFO / Director of Finance	-	-	-	-	-	-	
Operation / Business Manager	6.50	442,201	442,201	-	(88,521)	(88,521)	
Administrative Staff	5.00	231,254	231,254	-	114,746	114,746	
TOTAL ADMINISTRATIVE STAFF	22.50	1,711,491	1,711,491	-	(49,835)	(49,835)	
INSTRUCTIONAL PERSONNEL COSTS							
Teachers - Regular	38.60	2,512,950	2,512,950	-	(282,950)	(282,950)	
Teachers - SPED	9.00	663,630	663,630	-	(388,630)	(388,630)	
Substitute Teachers	-	75,000	75,000	-	102,000	102,000	
Teaching Assistants	3.00	111,000	111,000	-	(38,320)	(38,320)	
Specialty Teachers	5.00	309,000	309,000	-	92,500	92,500	
Aides	-	-	-	-	-	-	
Therapists & Counselors	3.00	211,230	211,230	-	(11,230)	(11,230)	
Other	-	85,500	85,500	-	83,159	83,159	
TOTAL INSTRUCTIONAL	58.60	3,968,310	3,968,310	-	(443,471)	(443,471)	
NON-INSTRUCTIONAL PERSONNEL COSTS							
Nurse	-	-	-	-	-	-	
Librarian	-	-	-	-	-	-	
Custodian	-	-	-	-	-	-	
Security	-	-	-	-	-	-	
Other	-	-	-	-	-	-	
TOTAL NON-INSTRUCTIONAL	-	-	-	-	-	-	
SUBTOTAL PERSONNEL SERVICE COSTS		81.10	5,679,801	5,679,801	-	(493,306)	
PAYROLL TAXES AND BENEFITS							
Payroll Taxes		452,227	452,227	-	(39,001)	(39,001)	
Fringe / Employee Benefits		814,493	814,493	-	(46,365)	(46,365)	

		EXPLORE EXCEED CHARTER SCHOOL					DESCRIPTION OF ASSUMPTIONS
		Budget / Operating Plan			2017-18		
		Original Budget	Revised Budget	Variance	Original Budget vs. PY Budget	Revised Budget vs. PY Budget	
		Original Budget	Revised Budget	Variance	Original Budget vs. PY Budget	Revised Budget vs. PY Budget	
Total Revenue		8,922,633	8,922,633	-	439,991	439,991	
Total Expenses		8,992,302	8,992,302	-	(567,254)	(567,254)	
Net Income		(69,669)	(69,669)	-	(127,263)	(127,263)	
Actual Student Enrollment							
		Total Year			VARIANCE		
		Original Budget	Revised Budget	Variance	Original Budget vs. PY Budget	Revised Budget vs. PY Budget	
Retirement / Pension		43,900	43,900	-	(738)	(738)	
TOTAL PAYROLL TAXES AND BENEFITS		1,310,620	1,310,620	-	(86,104)	(86,104)	
TOTAL PERSONNEL SERVICE COSTS		6,990,422	6,990,422	-	(579,410)	(579,410)	
CONTRACTED SERVICES							
Accounting / Audit		20,250	20,250	-	(5,688)	(5,688)	
Legal		5,000	5,000	-	(5,000)	(5,000)	
Management Company Fee		893,178	893,178	-	(85,223)	(85,223)	
Nurse Services		-	-	-	-	-	
Food Service / School Lunch		-	-	-	-	-	
Payroll Services		15,800	15,800	-	335	335	
Special Ed Services		31,000	31,000	-	(11,000)	(11,000)	
Titlement Services (i.e. Title I)		-	-	-	-	-	
Other Purchased / Professional / Consulting		177,000	177,000	-	(79,000)	(79,000)	
TOTAL CONTRACTED SERVICES		1,142,228	1,142,228	-	(185,576)	(185,576)	

EXPLORE EXCEED CHARTER SCHOOL
Budget / Operating Plan
2017-18

Total Revenue	8,922,633	8,922,633	-	439,991	439,991
Total Expenses	8,992,302	8,992,302	-	(567,254)	(567,254)
Net Income	(69,669)	(69,669)	-	(127,263)	(127,263)
Actual Student Enrollment					

	Total Year			VARIANCE	
	Original Budget	Revised Budget	Variance	Original Budget vs. PY Budget	Revised Budget vs. PY Budget

DESCRIPTION OF ASSUMPTIONS

SCHOOL OPERATIONS

Board Expenses	-	-	-	-	-
Classroom / Teaching Supplies & Materials	114,400	114,400	-	42,600	42,600
Special Ed Supplies & Materials	5,000	5,000	-	(1,800)	(1,800)
Textbooks / Workbooks	39,900	39,900	-	(81)	(81)
Supplies & Materials other	-	-	-	-	-
Equipment / Furniture	47,400	47,400	-	4,560	4,560
Telephone	73,000	73,000	-	739	739
Technology	199,600	199,600	-	870	870
Student Testing & Assessment	9,000	9,000	-	743	743
Field Trips	22,000	22,000	-	(5,000)	(5,000)
Transportation (student)	5,000	5,000	-	(3,000)	(3,000)
Student Services - other	25,352	25,352	-	14,648	14,648
Office Expense	55,000	55,000	-	23,500	23,500
Staff Development	37,000	37,000	-	72,833	72,833
Staff Recruitment	20,000	20,000	-	15,000	15,000
Student Recruitment / Marketing	35,000	35,000	-	(10,700)	(10,700)
School Meals / Lunch	12,000	12,000	-	3,000	3,000
Travel (Staff)	2,000	2,000	-	2,000	2,000
Fundraising	-	-	-	-	-
Other	<u>7,200</u>	<u>7,200</u>	<u>-</u>	<u>12,620</u>	<u>12,620</u>
TOTAL SCHOOL OPERATIONS	708,852	708,852	-	172,532	172,532

FACILITY OPERATION & MAINTENANCE

Insurance	42,800	42,800	-	(2,800)	(2,800)
Janitorial	-	-	-	-	-
Building and Land Rent / Lease / Facility Finance Interest	-	-	-	-	-
Repairs & Maintenance	8,000	8,000	-	3,000	3,000
Equipment / Furniture	-	-	-	-	-
Security	-	-	-	-	-
Utilities	-	-	-	-	-
TOTAL FACILITY OPERATION & MAINTENANCE	50,800	50,800	-	200	200

DEPRECIATION & AMORTIZATION

	100,000	100,000	-	25,000	25,000
--	---------	---------	---	--------	--------

RESERVES / CONTINGENCY

	-	-	-	-	-
--	---	---	---	---	---

EXPLORE EXCEED CHARTER SCHOOL
Budget / Operating Plan
2017-18

Total Revenue	8,922,633	8,922,633	-	439,991	439,991
Total Expenses	8,992,302	8,992,302	-	(567,254)	(567,254)
Net Income	(69,669)	(69,669)	-	(127,263)	(127,263)
Actual Student Enrollment					
	Total Year			VARIANCE	
	Original Budget	Revised Budget	Variance	Original Budget vs. PY Budget	Revised Budget vs. PY Budget
TOTAL EXPENSES	8,992,302	8,992,302	-	(567,254)	(567,254)
NET INCOME	(69,669)	(69,669)	-	(127,263)	(127,263)

DESCRIPTION OF ASSUMPTIONS

**EXPLORE EXCEED CHARTER SCHOOL
BALANCE SHEET
2017-18**

**DO NOT ENTER BALANCE SHEET DATA ON THIS
TEMPLATE**

Balance sheet data should for the Ed Corp:
Explore Charter Schools of Brooklyn
should be entered on the template for
Explore Excel Charter School.

	<u>Prior Year</u>	Q1	Q2	Q3	Q4
	<u>2016-17</u>	<u>As of 9/30</u>	<u>As of 12/31</u>	<u>As of 3/31</u>	<u>As of 6/30</u>
<u>ASSETS</u>					
<u>CURRENT ASSETS</u>					
Cash and cash equivalents	-	-	-	-	-
Grants and contracts receivable	-	-	-	-	-
Accounts receivables	-	-	-	-	-
Prepaid Expenses	-	-	-	-	-
Contributions and other receivables	-	-	-	-	-
TOTAL CURRENT ASSETS	-	-	-	-	-
<u>PROPERTY, BUILDING AND EQUIPMENT, net</u>	-	-	-	-	-
<u>OTHER ASSETS</u>	-	-	-	-	-
TOTAL ASSETS	-	-	-	-	-
<u>LIABILITIES AND NET ASSETS</u>					
<u>CURRENT LIABILITIES</u>					
Accounts payable and accrued expenses	-	-	-	-	-
Accrued payroll and benefits	-	-	-	-	-
Deferred Revenue	-	-	-	-	-
Current maturities of long-term debt	-	-	-	-	-
Short Term Debt - Bonds, Notes Payable	-	-	-	-	-
Other	-	-	-	-	-
TOTAL CURRENT LIABILITIES	-	-	-	-	-
<u>LONG-TERM DEBT and NOTES PAYABLE, net current maturities</u>	-	-	-	-	-
TOTAL LIABILITIES	-	-	-	-	-
<u>NET ASSETS</u>					
Unrestricted	-	-	-	-	-
Temporarily restricted	-	-	-	-	-
TOTAL NET ASSETS	-	-	-	-	-
TOTAL LIABILITIES AND NET ASSETS	-	-	-	-	-

EXPLORE EXCEED CHARTER
Budget / Operating Plan

2017-18

Total Revenue	-	2,154,671	-	-	2,171,270	-	-
Total Expenses	-	1,832,535	-	-	2,232,146	-	-
Net Income	-	322,136	-	-	(60,877)	-	-
Actual Student Enrollment	-	502	-	-	502	-	-

	1st Quarter - 7/1 - 9/30			2nd Quarter - 10/1 - 12/31			3rd Quarter
	Actual	Current Budget	Variance	Actual	Current Budget	Variance	Actual
	*NOTE: Enrollment, Revenue and Expenditure Data IN the 'Total and Variance Analysis' Section is Based on LAST ACTUAL Quarter Completed						
Other	-	-	-	-	-	-	-
TOTAL REVENUE FROM FEDERAL SOURCES	-	49,800	-	-	66,399	-	-
LOCAL and OTHER REVENUE							
Contributions and Donations		-	-		-	-	
Fundraising		-	-		-	-	
Erate Reimbursement		15,000	-		15,000	-	
Earnings on Investments		-	-		-	-	
Interest Income		-	-		-	-	
Food Service (Income from meals)		-	-		-	-	
Text Book		-	-		-	-	
OTHER		<u>50</u>	-		<u>50</u>	-	
TOTAL REVENUE FROM LOCAL and OTHER SOURCES	-	15,050	-	-	15,050	-	-
TOTAL REVENUE	-	2,154,671	-	-	2,171,270	-	-

**EXPLORE EXCEED CHARTER
Budget / Operating Plan**

2017-18

Total Revenue	-	2,154,671	-	-	2,171,270	-	-
Total Expenses	-	1,832,535	-	-	2,232,146	-	-
Net Income	-	322,136	-	-	(60,877)	-	-
Actual Student Enrollment	-	502	-	-	502	-	-

*NOTE: Enrollment, Revenue and Expenditure Data IN the 'Total and Variance Analysis' Section is Based on LAST ACTUAL Quarter Completed	1st Quarter - 7/1 - 9/30			2nd Quarter - 10/1 - 12/31			3rd Quarter
	Actual	Current Budget	Variance	Actual	Current Budget	Variance	Actual

	Quarter 0 No. of Positions	1st Quarter - 7/1 - 9/30			2nd Quarter - 10/1 - 12/31			3rd Quarter
		Actual	Current Budget	Variance	Actual	Current Budget	Variance	
EXPENSES								
ADMINISTRATIVE STAFF PERSONNEL COSTS								
Executive Management	-	-	-	-	-	-	-	-
Instructional Management	-	140,000	-	-	140,000	-	-	-
Deans, Directors & Coordinators	-	119,509	-	-	119,509	-	-	-
CFO / Director of Finance	-	-	-	-	-	-	-	-
Operation / Business Manager	-	110,550	-	-	110,550	-	-	-
Administrative Staff	-	57,814	-	-	57,814	-	-	-
TOTAL ADMINISTRATIVE STAFF	-	427,873	-	-	427,873	-	-	-
INSTRUCTIONAL PERSONNEL COSTS								
Teachers - Regular	-	418,825	-	-	628,238	-	-	-
Teachers - SPED	-	110,605	-	-	165,908	-	-	-
Substitute Teachers	-	6,250	-	-	18,750	-	-	-
Teaching Assistants	-	18,500	-	-	27,750	-	-	-
Specialty Teachers	-	51,500	-	-	77,250	-	-	-
Aides	-	-	-	-	-	-	-	-
Therapists & Counselors	-	35,205	-	-	77,250	-	-	-
Other	-	14,000	-	-	21,666	-	-	-
TOTAL INSTRUCTIONAL	-	654,885	-	-	1,016,811	-	-	-
NON-INSTRUCTIONAL PERSONNEL COSTS								
Nurse	-	-	-	-	-	-	-	-
Librarian	-	-	-	-	-	-	-	-
Custodian	-	-	-	-	-	-	-	-
Security	-	-	-	-	-	-	-	-
Other	-	-	-	-	-	-	-	-
TOTAL NON-INSTRUCTIONAL	-	-	-	-	-	-	-	-
SUBTOTAL PERSONNEL SERVICE COSTS	-	1,082,758	-	-	1,444,684	-	-	-
PAYROLL TAXES AND BENEFITS								
Payroll Taxes	-	75,371	-	-	113,057	-	-	-
Fringe / Employee Benefits	-	203,623	-	-	203,623	-	-	-
Retirement / Pension	-	375	-	-	375	-	-	-
TOTAL PAYROLL TAXES AND BENEFITS	-	279,369	-	-	317,055	-	-	-
TOTAL PERSONNEL SERVICE COSTS	-	1,362,127	-	-	1,761,739	-	-	-

EXPLORE EXCEED CHARTER
Budget / Operating Plan

2017-18

Total Revenue	-	2,154,671	-	-	2,171,270	-	-
Total Expenses	-	1,832,535	-	-	2,232,146	-	-
Net Income	-	322,136	-	-	(60,877)	-	-
Actual Student Enrollment	-	502	-	-	502	-	-

***NOTE: Enrollment, Revenue and Expenditure Data IN the 'Total and Variance Analysis' Section is Based on LAST ACTUAL Quarter Completed**

	1st Quarter - 7/1 - 9/30			2nd Quarter - 10/1 - 12/31			3rd Quarter - 1/1 - 3/31
	Actual	Current Budget	Variance	Actual	Current Budget	Variance	
CONTRACTED SERVICES							
Accounting / Audit		-	-		-	-	
Legal		1,250	-		1,250	-	
Management Company Fee		223,295	-		223,295	-	
Nurse Services		-	-		-	-	
Food Service / School Lunch		-	-		-	-	
Payroll Services		3,950	-		3,950	-	
Special Ed Services		7,750	-		7,750	-	
Titlement Services (i.e. Title I)		-	-		-	-	
Other Purchased / Professional / Consulting		44,250	-		44,250	-	
TOTAL CONTRACTED SERVICES	-	280,495	-	-	280,495	-	-

EXPLORE EXCEED CHARTER
Budget / Operating Plan

2017-18

Total Revenue	-	2,154,671	-	-	2,171,270	-	-
Total Expenses	-	1,832,535	-	-	2,232,146	-	-
Net Income	-	322,136	-	-	(60,877)	-	-
Actual Student Enrollment	-	502	-	-	502	-	-

*NOTE: Enrollment, Revenue and Expenditure Data IN the 'Total and Variance Analysis' Section is Based on LAST ACTUAL Quarter Completed	1st Quarter - 7/1 - 9/30			2nd Quarter - 10/1 - 12/31			3rd Quarter
	Actual	Current Budget	Variance	Actual	Current Budget	Variance	Actual
	SCHOOL OPERATIONS						
Board Expenses	-	-	-	-	-	-	-
Classroom / Teaching Supplies & Materials	28,600	-	-	28,600	-	-	-
Special Ed Supplies & Materials	1,250	-	-	1,250	-	-	-
Textbooks / Workbooks	9,975	-	-	9,975	-	-	-
Supplies & Materials other	-	-	-	-	-	-	-
Equipment / Furniture	11,850	-	-	11,850	-	-	-
Telephone	18,250	-	-	18,250	-	-	-
Technology	49,900	-	-	49,900	-	-	-
Student Testing & Assessment	2,250	-	-	2,250	-	-	-
Field Trips	5,500	-	-	5,500	-	-	-
Transportation (student)	1,250	-	-	1,250	-	-	-
Student Services - other	6,338	-	-	6,338	-	-	-
Office Expense	13,750	-	-	13,750	-	-	-
Staff Development	9,250	-	-	9,250	-	-	-
Staff Recruitment	5,000	-	-	5,000	-	-	-
Student Recruitment / Marketing	8,750	-	-	8,750	-	-	-
School Meals / Lunch	3,000	-	-	3,000	-	-	-
Travel (Staff)	500	-	-	500	-	-	-
Fundraising	-	-	-	-	-	-	-
Other	<u>1,800</u>	-	-	<u>1,800</u>	-	-	-
TOTAL SCHOOL OPERATIONS	-	177,213	-	-	177,213	-	-
FACILITY OPERATION & MAINTENANCE							
Insurance	10,700	-	-	10,700	-	-	-
Janitorial	-	-	-	-	-	-	-
Building and Land Rent / Lease / Facility Finance Interest	-	-	-	-	-	-	-
Repairs & Maintenance	2,000	-	-	2,000	-	-	-
Equipment / Furniture	-	-	-	-	-	-	-
Security	-	-	-	-	-	-	-
Utilities	-	-	-	-	-	-	-
TOTAL FACILITY OPERATION & MAINTENANCE	-	12,700	-	-	12,700	-	-
DEPRECIATION & AMORTIZATION							
RESERVES / CONTINGENCY	-	-	-	-	-	-	-
TOTAL EXPENSES	-	<u>1,832,535</u>	-	-	<u>2,232,146</u>	-	-

EXPLORE EXCEED CHARTER
Budget / Operating Plan

2017-18

Total Revenue	-	2,154,671	-	-	2,171,270	-	-			
Total Expenses	-	1,832,535	-	-	2,232,146	-	-			
Net Income	-	322,136	-	-	(60,877)	-	-			
Actual Student Enrollment	-	502	-	-	502	-	-			
				1st Quarter - 7/1 - 9/30	2nd Quarter - 10/1 - 12/31			3rd Quarter		
*NOTE: Enrollment, Revenue and Expenditure Data IN the 'Total and Variance Analysis' Section is Based on LAST ACTUAL Quarter Completed				Actual	Current Budget	Variance	Actual	Current Budget	Variance	Actual
NET INCOME				-	322,136	-	-	(60,877)	-	-

2017-18

Total Revenue	-	2,154,671	-	-	2,171,270	-	-
Total Expenses	-	1,832,535	-	-	2,232,146	-	-
Net Income	-	322,136	-	-	(60,877)	-	-
Actual Student Enrollment	-	502	-	-	502	-	-

3rd C

1st Quarter - 7/1 - 9/30

2nd Quarter - 10/1 - 12/31

3rd C

*NOTE: Enrollment, Revenue and Expenditure Data IN the 'Total and Variance Analysis' Section is Based on LAST ACTUAL Quarter Completed

	1st Quarter - 7/1 - 9/30			2nd Quarter - 10/1 - 12/31			Actual
	Actual	Current Budget	Variance	Actual	Current Budget	Variance	
ENROLLMENT - *School Districts Are Linked To Above Entries*							
NYC CHANCELLOR'S OFFICE	-	502	-	-	502	-	-
-	-	-	-	-	-	-	-
-	-	-	-	-	-	-	-
-	-	-	-	-	-	-	-
-	-	-	-	-	-	-	-
-	-	-	-	-	-	-	-
-	-	-	-	-	-	-	-
-	-	-	-	-	-	-	-
-	-	-	-	-	-	-	-
-	-	-	-	-	-	-	-
-	-	-	-	-	-	-	-
-	-	-	-	-	-	-	-
-	-	-	-	-	-	-	-
-	-	-	-	-	-	-	-
-	-	-	-	-	-	-	-
-	-	-	-	-	-	-	-
-	-	-	-	-	-	-	-
ALL OTHER School Districts: (Count = 0)	-	-	-	-	-	-	-
TOTAL ENROLLMENT	-	<u>502</u>	-	-	<u>502</u>	-	-
REVENUE PER PUPIL	-	<u>4,292</u>	-	-	<u>4,325</u>	-	-
EXPENSES PER PUPIL	-	<u>3,650</u>	-	-	<u>4,447</u>	-	-

**SCHOOL
n**

Total Revenue	2,231,672	-	-	2,365,022	-
Total Expenses	2,232,146	-	-	2,695,475	-
Net Income	(475)	-	-	(330,453)	-
Actual Student Enrollment	502	-	-	502	-
	Quarter - 1/1 - 3/31		4th Quarter - 4/1 - 6/30		
*NOTE: Enrollment, Revenue and Expenditure Data IN the 'Total and Variance Analysis' Section is Based on LAST ACTUAL Quarter Completed	Current Budget	Variance	Actual	Current Budget	Variance
	-	-	-	-	-
Other	-	-	-	-	-
TOTAL REVENUE FROM FEDERAL SOURCES	123,551	-	-	66,402	-
LOCAL and OTHER REVENUE					
Contributions and Donations	3,250	-	-	3,250	-
Fundraising	-	-	-	-	-
Erate Reimbursement	15,000	-	-	15,000	-
Earnings on Investments	-	-	-	-	-
Interest Income	-	-	-	-	-
Food Service (Income from meals)	-	-	-	-	-
Text Book	-	-	-	-	-
OTHER	<u>50</u>	-	-	<u>50</u>	-
TOTAL REVENUE FROM LOCAL and OTHER SOURCES	18,300	-	-	18,300	-
TOTAL REVENUE	<u>2,231,672</u>	-	-	<u>2,365,022</u>	-

**SCHOOL
n**

Total Revenue	2,231,672	-	-	2,365,022	-
Total Expenses	2,232,146	-	-	2,695,475	-
Net Income	(475)	-	-	(330,453)	-
Actual Student Enrollment	502	-	-	502	-

*NOTE: Enrollment, Revenue and Expenditure Data IN the 'Total and Variance Analysis' Section is Based on LAST ACTUAL Quarter Completed	Quarter - 1/1 - 3/31		4th Quarter - 4/1 - 6/30		
	Current Budget	Variance	Actual	Current Budget	Variance

EXPENSES

ADMINISTRATIVE STAFF PERSONNEL COSTS

	Quarter 0 No. of Positions				
Executive Management	-	-		-	-
Instructional Management	-	140,000	-	140,000	-
Deans, Directors & Coordinators	-	119,509	-	119,509	-
CFO / Director of Finance	-	-	-	-	-
Operation / Business Manager	-	110,550	-	110,550	-
Administrative Staff	-	57,814	-	57,814	-
TOTAL ADMINISTRATIVE STAFF	-	427,873	-	427,873	-

INSTRUCTIONAL PERSONNEL COSTS

Teachers - Regular	-	628,238	-	837,650	-
Teachers - SPED	-	165,908	-	221,210	-
Substitute Teachers	-	18,750	-	31,250	-
Teaching Assistants	-	27,750	-	37,000	-
Specialty Teachers	-	77,250	-	103,000	-
Aides	-	-	-	-	-
Therapists & Counselors	-	77,250	-	21,525	-
Other	-	21,666	-	28,168	-
TOTAL INSTRUCTIONAL	-	1,016,811	-	1,279,803	-

NON-INSTRUCTIONAL PERSONNEL COSTS

Nurse	-	-	-	-	-
Librarian	-	-	-	-	-
Custodian	-	-	-	-	-
Security	-	-	-	-	-
Other	-	-	-	-	-
TOTAL NON-INSTRUCTIONAL	-	-	-	-	-

SUBTOTAL PERSONNEL SERVICE COSTS

PAYROLL TAXES AND BENEFITS

Payroll Taxes		113,057	-	150,743	-
Fringe / Employee Benefits		203,623	-	203,623	-
Retirement / Pension		375	-	42,775	-
TOTAL PAYROLL TAXES AND BENEFITS		317,055	-	397,141	-
TOTAL PERSONNEL SERVICE COSTS		1,761,739	-	2,104,817	-

SCHOOL					
n					
Total Revenue	2,231,672	-	-	2,365,022	-
Total Expenses	2,232,146	-	-	2,695,475	-
Net Income	(475)	-	-	(330,453)	-
Actual Student Enrollment	502	-	-	502	-
	Quarter - 1/1 - 3/31		4th Quarter - 4/1 - 6/30		
*NOTE: Enrollment, Revenue and Expenditure Data IN the 'Total and Variance Analysis' Section is Based on LAST ACTUAL Quarter Completed	SCHOOL				
	n	Current Budget	Variance	Actual	Current Budget
CONTRACTED SERVICES					
Accounting / Audit	-	-		20,250	-
Legal	1,250	-		1,250	-
Management Company Fee	223,295	-		223,295	-
Nurse Services	-	-		-	-
Food Service / School Lunch	-	-		-	-
Payroll Services	3,950	-		3,950	-
Special Ed Services	7,750	-		7,750	-
Titlement Services (i.e. Title I)	-	-		-	-
Other Purchased / Professional / Consulting	44,250	-		44,250	-
TOTAL CONTRACTED SERVICES	280,495	-	-	300,745	-

**SCHOOL
n**

Total Revenue	2,231,672	-	-	2,365,022	-
Total Expenses	2,232,146	-	-	2,695,475	-
Net Income	(475)	-	-	(330,453)	-
Actual Student Enrollment	502	-	-	502	-

<p>*NOTE: Enrollment, Revenue and Expenditure Data IN the 'Total and Variance Analysis' Section is Based on LAST ACTUAL Quarter Completed</p>	Quarter - 1/1 - 3/31		4th Quarter - 4/1 - 6/30		
	Current Budget	Variance	Actual	Current Budget	Variance

SCHOOL OPERATIONS					
Board Expenses	-	-		-	-
Classroom / Teaching Supplies & Materials	28,600	-		28,600	-
Special Ed Supplies & Materials	1,250	-		1,250	-
Textbooks / Workbooks	9,975	-		9,975	-
Supplies & Materials other	-	-		-	-
Equipment / Furniture	11,850	-		11,850	-
Telephone	18,250	-		18,250	-
Technology	49,900	-		49,900	-
Student Testing & Assessment	2,250	-		2,250	-
Field Trips	5,500	-		5,500	-
Transportation (student)	1,250	-		1,250	-
Student Services - other	6,338	-		6,338	-
Office Expense	13,750	-		13,750	-
Staff Development	9,250	-		9,250	-
Staff Recruitment	5,000	-		5,000	-
Student Recruitment / Marketing	8,750	-		8,750	-
School Meals / Lunch	3,000	-		3,000	-
Travel (Staff)	500	-		500	-
Fundraising	-	-		-	-
Other	<u>1,800</u>	-		<u>1,800</u>	-
TOTAL SCHOOL OPERATIONS	177,213	-	-	177,213	-
FACILITY OPERATION & MAINTENANCE					
Insurance	10,700	-		10,700	-
Janitorial	-	-		-	-
Building and Land Rent / Lease / Facility Finance Interest	-	-		-	-
Repairs & Maintenance	2,000	-		2,000	-
Equipment / Furniture	-	-		-	-
Security	-	-		-	-
Utilities	-	-		-	-
TOTAL FACILITY OPERATION & MAINTENANCE	12,700	-	-	12,700	-
DEPRECIATION & AMORTIZATION	-	-		100,000	-
RESERVES / CONTINGENCY	-	-		-	-
TOTAL EXPENSES	2,232,146	-	-	2,695,475	-

		SCHOOL SCHOOL			
		n			
Total Revenue		2,231,672	-	-	2,365,022
Total Expenses		2,232,146	-	-	2,695,475
Net Income		(475)	-	-	(330,453)
Actual Student Enrollment		502	-	-	502
		Quarter - 1/1 - 3/31		4th Quarter - 4/1 - 6/30	
*NOTE: Enrollment, Revenue and Expenditure Data IN the 'Total and Variance Analysis' Section is Based on LAST ACTUAL Quarter Completed		Quarter - 1/1 - 3/31			
		Current Budget	Variance	Actual	Current Budget
NET INCOME		(475)	-	-	(330,453)

SCHOOL					
n					
Total Revenue	2,231,672	-	-	2,365,022	-
Total Expenses	2,232,146	-	-	2,695,475	-
Net Income	(475)	-	-	(330,453)	-
Actual Student Enrollment	502	-	-	502	-
Quarter - 1/1 - 3/31					
Quarter - 1/1 - 3/31			4th Quarter - 4/1 - 6/30		
*NOTE: Enrollment, Revenue and Expenditure Data IN the 'Total and Variance Analysis' Section is Based on LAST ACTUAL Quarter Completed					
	Current			Current	
	Budget	Variance	Actual	Budget	Variance
ENROLLMENT - *School Districts Are Linked To Above Entries*					
NYC CHANCELLOR'S OFFICE	502	-	-	502	-
-	-	-	-	-	-
-	-	-	-	-	-
-	-	-	-	-	-
-	-	-	-	-	-
-	-	-	-	-	-
-	-	-	-	-	-
-	-	-	-	-	-
-	-	-	-	-	-
-	-	-	-	-	-
-	-	-	-	-	-
-	-	-	-	-	-
-	-	-	-	-	-
-	-	-	-	-	-
-	-	-	-	-	-
-	-	-	-	-	-
-	-	-	-	-	-
-	-	-	-	-	-
ALL OTHER School Districts: (Count = 0)	-	-	-	-	-
TOTAL ENROLLMENT	502	-	-	502	-
REVENUE PER PUPIL	4,446	-	-	4,711	-
EXPENSES PER PUPIL	4,447	-	-	5,369	-

**EXPLORE EXCEED CHARTER SCHOOL
Budget / Operating Plan**

2017-18

Total Revenue	-	-	-	8,922,633	(8,922,633)	-	-	8,922,633
Total Expenses	-	-	-	8,992,302	8,992,302	-	-	8,992,302
Net Income	-	-	-	(69,669)	69,669	-	-	(69,669)
Actual Student Enrollment	-	-	-			-	-	

***NOTE: Enrollment, Revenue and Expenditure Data IN the 'Total and Variance Analysis' Section is Based on LAST ACTUAL Quarter Completed**

TOTALS AND VARIANCE ANALYSIS

	Actual	Current Budget (Current Quarter)	Actual vs. Current Budget	Current Budget - TY	Actual vs. Current Budget TY	Original Budget (Current Quarter)	Actual vs. Original Budget	Original Budget -
REVENUE								
REVENUES FROM STATE SOURCES								
Per Pupil Revenue								
NYC CHANCELLOR'S OFFICE				14,527				
-	-	-	-	7,292,554	(7,292,554)	-	-	7,292,554
-	-	-	-	-	-	-	-	
-	-	-	-	-	-	-	-	
-	-	-	-	-	-	-	-	
-	-	-	-	-	-	-	-	
-	-	-	-	-	-	-	-	
-	-	-	-	-	-	-	-	
-	-	-	-	-	-	-	-	
-	-	-	-	-	-	-	-	
-	-	-	-	-	-	-	-	
-	-	-	-	-	-	-	-	
-	-	-	-	-	-	-	-	
-	-	-	-	-	-	-	-	
-	-	-	-	-	-	-	-	
-	-	-	-	-	-	-	-	
-	-	-	-	-	-	-	-	
-	-	-	-	-	-	-	-	
-	-	-	-	-	-	-	-	
ALL OTHER School Districts: (Count = 0)								
TOTAL Per Pupil Revenue (Weighted Average Per Pupil Funding)				14,527				
Special Education Revenue	-	-	-	7,292,554	(7,292,554)	-	-	7,292,554
Grants								
Stimulus								
DYCD (Department of Youth and Community Development)								
Other				39,899	(39,899)	-	-	39,899
NYC DoE Rental Assistance								
Other				150,600	(150,600)	-	-	150,600
TOTAL REVENUE FROM STATE SOURCES	-	-	-	8,549,781	(8,549,781)	-	-	8,549,781
REVENUE FROM FEDERAL FUNDING								
IDEA Special Needs	-	-	-	57,152	(57,152)	-	-	57,152
Title I	-	-	-	235,000	(235,000)	-	-	235,000
Title Funding - Other	-	-	-	14,000	(14,000)	-	-	14,000
School Food Service (Free Lunch)	-	-	-	-	-	-	-	
Grants								
Charter School Program (CSP) Planning & Implementation								
Other								

**EXPLORE EXCEED CHARTER SCHOOL
Budget / Operating Plan**

2017-18

Total Revenue	-	-	-	8,922,633	(8,922,633)	-	-	8,922,633
Total Expenses	-	-	-	8,992,302	8,992,302	-	-	8,992,302
Net Income	-	-	-	(69,669)	69,669	-	-	(69,669)
Actual Student Enrollment	-	-	-			-	-	

***NOTE: Enrollment, Revenue and Expenditure Data IN the 'Total and Variance Analysis' Section is Based on LAST ACTUAL Quarter Completed**

TOTALS AND VARIANCE ANALYSIS

	Actual	Current Budget (Current Quarter)	Actual vs. Current Budget	Current Budget - TY	Actual vs. Current Budget TY	Original Budget (Current Quarter)	Actual vs. Original Budget	Original Budget -
Other	-	-	-	-	-	-	-	
TOTAL REVENUE FROM FEDERAL SOURCES	-	-	-	306,152	(306,152)	-	-	306,152
LOCAL and OTHER REVENUE								
Contributions and Donations	-	-	-	6,500	(6,500)	-	-	6,500
Fundraising	-	-	-	-	-	-	-	
Erate Reimbursement	-	-	-	60,000	(60,000)	-	-	60,000
Earnings on Investments	-	-	-	-	-	-	-	
Interest Income	-	-	-	-	-	-	-	
Food Service (Income from meals)	-	-	-	-	-	-	-	
Text Book	-	-	-	-	-	-	-	
OTHER	-	-	-	200	(200)	-	-	200
TOTAL REVENUE FROM LOCAL and OTHER SOURCES	-	-	-	66,700	(66,700)	-	-	66,700
TOTAL REVENUE	-	-	-	8,922,633	(8,922,633)	-	-	8,922,633

EXPLORE EXCEED CHARTER SCHOOL
Budget / Operating Plan

2017-18

Total Revenue	-	-	-	8,922,633	(8,922,633)	-	-	8,922,633
Total Expenses	-	-	-	8,992,302	8,992,302	-	-	8,992,302
Net Income	-	-	-	(69,669)	69,669	-	-	(69,669)
Actual Student Enrollment	-	-	-			-	-	

*NOTE: Enrollment, Revenue and Expenditure Data IN the 'Total and Variance Analysis' Section is Based on LAST ACTUAL Quarter Completed

TOTALS AND VARIANCE ANALYSIS

Actual	Current Budget (Current Quarter)	Actual vs. Current Budget	Current Budget - TY	Actual vs. Current Budget TY	Original Budget (Current Quarter)	Actual vs. Original Budget	Original Budget -
--------	----------------------------------	---------------------------	---------------------	------------------------------	-----------------------------------	----------------------------	-------------------

EXPENSES	Quarter 0 No. of Positions	Actual	Current Budget (Current Quarter)	Actual vs. Current Budget	Current Budget - TY	Actual vs. Current Budget TY	Original Budget (Current Quarter)	Actual vs. Original Budget	Original Budget -
ADMINISTRATIVE STAFF PERSONNEL COSTS									
Executive Management	-	-	-	-	-	-	-	-	-
Instructional Management	-	-	-	560,000	560,000	-	-	560,000	
Deans, Directors & Coordinators	-	-	-	478,036	478,036	-	-	478,036	
CFO / Director of Finance	-	-	-	-	-	-	-	-	
Operation / Business Manager	-	-	-	442,201	442,201	-	-	442,201	
Administrative Staff	-	-	-	231,254	231,254	-	-	231,254	
TOTAL ADMINISTRATIVE STAFF	-	-	-	1,711,491	1,711,491	-	-	1,711,491	
INSTRUCTIONAL PERSONNEL COSTS									
Teachers - Regular	-	-	-	2,512,950	2,512,950	-	-	2,512,950	
Teachers - SPED	-	-	-	663,630	663,630	-	-	663,630	
Substitute Teachers	-	-	-	75,000	75,000	-	-	75,000	
Teaching Assistants	-	-	-	111,000	111,000	-	-	111,000	
Specialty Teachers	-	-	-	309,000	309,000	-	-	309,000	
Aides	-	-	-	-	-	-	-	-	
Therapists & Counselors	-	-	-	211,230	211,230	-	-	211,230	
Other	-	-	-	85,500	85,500	-	-	85,500	
TOTAL INSTRUCTIONAL	-	-	-	3,968,310	3,968,310	-	-	3,968,310	
NON-INSTRUCTIONAL PERSONNEL COSTS									
Nurse	-	-	-	-	-	-	-	-	
Librarian	-	-	-	-	-	-	-	-	
Custodian	-	-	-	-	-	-	-	-	
Security	-	-	-	-	-	-	-	-	
Other	-	-	-	-	-	-	-	-	
TOTAL NON-INSTRUCTIONAL	-	-	-	-	-	-	-	-	
SUBTOTAL PERSONNEL SERVICE COSTS	-	-	-	5,679,801	5,679,801	-	-	5,679,801	
PAYROLL TAXES AND BENEFITS									
Payroll Taxes	-	-	-	452,227	452,227	-	-	452,227	
Fringe / Employee Benefits	-	-	-	814,493	814,493	-	-	814,493	
Retirement / Pension	-	-	-	43,900	43,900	-	-	43,900	
TOTAL PAYROLL TAXES AND BENEFITS	-	-	-	1,310,620	1,310,620	-	-	1,310,620	
TOTAL PERSONNEL SERVICE COSTS	-	-	-	6,990,422	6,990,422	-	-	6,990,422	

**EXPLORE EXCEED CHARTER SCHOOL
Budget / Operating Plan**

2017-18

Total Revenue	-	-	-	8,922,633	(8,922,633)	-	-	8,922,633
Total Expenses	-	-	-	8,992,302	8,992,302	-	-	8,992,302
Net Income	-	-	-	(69,669)	69,669	-	-	(69,669)
Actual Student Enrollment	-	-	-			-	-	

TOTALS AND VARIANCE ANALYSIS

***NOTE: Enrollment, Revenue and Expenditure Data IN the 'Total and Variance Analysis' Section is Based on LAST ACTUAL Quarter Completed**

	Actual	Current Budget (Current Quarter)	Actual vs. Current Budget	Current Budget - TY	Actual vs. Current Budget TY	Original Budget (Current Quarter)	Actual vs. Original Budget	Original Budget -
CONTRACTED SERVICES								
Accounting / Audit	-	-	-	20,250	20,250	-	-	20,250
Legal	-	-	-	5,000	5,000	-	-	5,000
Management Company Fee	-	-	-	893,178	893,178	-	-	893,178
Nurse Services	-	-	-	-	-	-	-	-
Food Service / School Lunch	-	-	-	-	-	-	-	-
Payroll Services	-	-	-	15,800	15,800	-	-	15,800
Special Ed Services	-	-	-	31,000	31,000	-	-	31,000
Titlement Services (i.e. Title I)	-	-	-	-	-	-	-	-
Other Purchased / Professional / Consulting	-	-	-	177,000	177,000	-	-	177,000
TOTAL CONTRACTED SERVICES	-	-	-	1,142,228	1,142,228	-	-	1,142,228

EXPLORE EXCEED CHARTER SCHOOL
Budget / Operating Plan

2017-18

Total Revenue	-	-	-	8,922,633	(8,922,633)	-	-	8,922,633
Total Expenses	-	-	-	8,992,302	8,992,302	-	-	8,992,302
Net Income	-	-	-	(69,669)	69,669	-	-	(69,669)
Actual Student Enrollment	-	-	-			-	-	

***NOTE: Enrollment, Revenue and Expenditure Data IN the 'Total and Variance Analysis' Section is Based on LAST ACTUAL Quarter Completed**

TOTALS AND VARIANCE ANALYSIS

Actual	Current Budget (Current Quarter)	Actual vs. Current Budget	Current Budget - TY	Actual vs. Current Budget TY	Original Budget (Current Quarter)	Actual vs. Original Budget	Original Budget -
---------------	---	----------------------------------	----------------------------	-------------------------------------	--	-----------------------------------	--------------------------

SCHOOL OPERATIONS

Board Expenses	-	-	-	-	-	-	-	-
Classroom / Teaching Supplies & Materials	-	-	-	114,400	114,400	-	-	114,400
Special Ed Supplies & Materials	-	-	-	5,000	5,000	-	-	5,000
Textbooks / Workbooks	-	-	-	39,900	39,900	-	-	39,900
Supplies & Materials other	-	-	-	-	-	-	-	-
Equipment / Furniture	-	-	-	47,400	47,400	-	-	47,400
Telephone	-	-	-	73,000	73,000	-	-	73,000
Technology	-	-	-	199,600	199,600	-	-	199,600
Student Testing & Assessment	-	-	-	9,000	9,000	-	-	9,000
Field Trips	-	-	-	22,000	22,000	-	-	22,000
Transportation (student)	-	-	-	5,000	5,000	-	-	5,000
Student Services - other	-	-	-	25,352	25,352	-	-	25,352
Office Expense	-	-	-	55,000	55,000	-	-	55,000
Staff Development	-	-	-	37,000	37,000	-	-	37,000
Staff Recruitment	-	-	-	20,000	20,000	-	-	20,000
Student Recruitment / Marketing	-	-	-	35,000	35,000	-	-	35,000
School Meals / Lunch	-	-	-	12,000	12,000	-	-	12,000
Travel (Staff)	-	-	-	2,000	2,000	-	-	2,000
Fundraising	-	-	-	-	-	-	-	-
Other	-	-	-	7,200	7,200	-	-	7,200
TOTAL SCHOOL OPERATIONS	-	-	-	708,852	708,852	-	-	708,852

FACILITY OPERATION & MAINTENANCE

Insurance	-	-	-	42,800	42,800	-	-	42,800
Janitorial	-	-	-	-	-	-	-	-
Building and Land Rent / Lease / Facility Finance Interest	-	-	-	-	-	-	-	-
Repairs & Maintenance	-	-	-	8,000	8,000	-	-	8,000
Equipment / Furniture	-	-	-	-	-	-	-	-
Security	-	-	-	-	-	-	-	-
Utilities	-	-	-	-	-	-	-	-
TOTAL FACILITY OPERATION & MAINTENANCE	-	-	-	50,800	50,800	-	-	50,800

DEPRECIATION & AMORTIZATION

	-	-	-	100,000	100,000	-	-	100,000
--	---	---	---	---------	---------	---	---	---------

RESERVES / CONTINGENCY

	-	-	-	-	-	-	-	-
--	---	---	---	---	---	---	---	---

TOTAL EXPENSES

	-	-	-	8,992,302	8,992,302	-	-	8,992,302
--	---	---	---	------------------	------------------	---	---	------------------

**EXPLORE EXCEED CHARTER SCHOOL
Budget / Operating Plan**

2017-18

Total Revenue	-	-	-	8,922,633	(8,922,633)	-	-	8,922,633
Total Expenses	-	-	-	8,992,302	8,992,302	-	-	8,992,302
Net Income	-	-	-	(69,669)	69,669	-	-	(69,669)
Actual Student Enrollment	-	-	-			-	-	

TOTALS AND VARIANCE ANALYSIS

<p>*NOTE: Enrollment, Revenue and Expenditure Data IN the 'Total and Variance Analysis' Section is Based on LAST ACTUAL Quarter Completed</p>		Current Budget (Current Quarter)	Actual vs. Current Budget	Current Budget - TY		Actual vs. Current Budget TY	Original Budget (Current Quarter)	Actual vs. Original Budget	Original Budget -
	Actual								
NET INCOME	-	-	-	(69,669)		69,669	-	-	(69,669)

Total Revenue	(8,922,633)	-	-
Total Expenses	8,992,302	-	-
Net Income	69,669	-	-
Actual Student Enrollment		-	-

*NOTE: Enrollment, Revenue and Expenditure Data IN the 'Total and Variance Analysis' Section is Based on LAST ACTUAL Quarter Completed	Actual vs. Original Budget TY	PY Actual (PY TY / No. of COMPLETED Actual CY	Actual CY vs. Actual PY
---	--------------------------------------	--	--------------------------------

REVENUE			
REVENUES FROM STATE SOURCES			
	CY Per Pupil Rate		
Per Pupil Revenue			
NYC CHANCELLOR'S OFFICE	14,527	(7,292,554)	-
-	-	-	-
-	-	-	-
-	-	-	-
-	-	-	-
-	-	-	-
-	-	-	-
-	-	-	-
-	-	-	-
-	-	-	-
-	-	-	-
-	-	-	-
-	-	-	-
-	-	-	-
-	-	-	-
-	-	-	-
-	-	-	-
-	-	-	-
ALL OTHER School Districts: (Count = 0)	-	-	-
TOTAL Per Pupil Revenue (Weighted Average Per Pupil Funding)	14,527	(7,292,554)	-
Special Education Revenue		(1,066,728)	-
Grants			
Stimulus		-	-
DYCD (Department of Youth and Community Development)		-	-
Other		(39,899)	-
NYC DoE Rental Assistance		-	-
Other		(150,600)	-
TOTAL REVENUE FROM STATE SOURCES		(8,549,781)	-
REVENUE FROM FEDERAL FUNDING			
IDEA Special Needs		(57,152)	-
Title I		(235,000)	-
Title Funding - Other		(14,000)	-
School Food Service (Free Lunch)		-	-
Grants			
Charter School Program (CSP) Planning & Implementation		-	-
Other		-	-



Total Revenue	(8,922,633)	-	-
Total Expenses	8,992,302	-	-
Net Income	69,669	-	-
Actual Student Enrollment		-	-
<p>*NOTE: Enrollment, Revenue and Expenditure Data IN the 'Total and Variance Analysis' Section is Based on LAST ACTUAL Quarter Completed</p>			
	Actual vs. Original Budget TY	PY Actual (PY TY / No. of COMPLETED Actual CY	Actual CY vs. Actual PY
Other	-	-	-
TOTAL REVENUE FROM FEDERAL SOURCES	(306,152)	-	-
LOCAL and OTHER REVENUE			
Contributions and Donations	(6,500)	-	-
Fundraising	-	-	-
Erate Reimbursement	(60,000)	-	-
Earnings on Investments	-	-	-
Interest Income	-	-	-
Food Service (Income from meals)	-	-	-
Text Book	-	-	-
OTHER	(200)	-	-
TOTAL REVENUE FROM LOCAL and OTHER SOURCES	(66,700)	-	-
TOTAL REVENUE	(8,922,633)	-	-

Total Revenue	(8,922,633)	-	-
Total Expenses	8,992,302	-	-
Net Income	69,669	-	-
Actual Student Enrollment		-	-

*NOTE: Enrollment, Revenue and Expenditure Data IN the 'Total and Variance Analysis' Section is Based on LAST ACTUAL Quarter Completed	Actual vs. Original Budget TY	PY Actual (PY TY / No. of COMPLETED Actual CY	Actual CY vs. Actual PY
---	--------------------------------------	--	--------------------------------

EXPENSES	Quarter 0 No. of Positions			
ADMINISTRATIVE STAFF PERSONNEL COSTS				
Executive Management	-	-	-	-
Instructional Management	-	560,000	-	-
Deans, Directors & Coordinators	-	478,036	-	-
CFO / Director of Finance	-	-	-	-
Operation / Business Manager	-	442,201	-	-
Administrative Staff	-	231,254	-	-
TOTAL ADMINISTRATIVE STAFF	-	1,711,491	-	-
INSTRUCTIONAL PERSONNEL COSTS				
Teachers - Regular	-	2,512,950	-	-
Teachers - SPED	-	663,630	-	-
Substitute Teachers	-	75,000	-	-
Teaching Assistants	-	111,000	-	-
Specialty Teachers	-	309,000	-	-
Aides	-	-	-	-
Therapists & Counselors	-	211,230	-	-
Other	-	85,500	-	-
TOTAL INSTRUCTIONAL	-	3,968,310	-	-
NON-INSTRUCTIONAL PERSONNEL COSTS				
Nurse	-	-	-	-
Librarian	-	-	-	-
Custodian	-	-	-	-
Security	-	-	-	-
Other	-	-	-	-
TOTAL NON-INSTRUCTIONAL	-	-	-	-
SUBTOTAL PERSONNEL SERVICE COSTS	-	5,679,801	-	-
PAYROLL TAXES AND BENEFITS				
Payroll Taxes		452,227	-	-
Fringe / Employee Benefits		814,493	-	-
Retirement / Pension		43,900	-	-
TOTAL PAYROLL TAXES AND BENEFITS		1,310,620	-	-
TOTAL PERSONNEL SERVICE COSTS	-	6,990,422	-	-

--

Total Revenue	(8,922,633)	-	-
Total Expenses	8,992,302	-	-
Net Income	69,669	-	-
Actual Student Enrollment		-	
*NOTE: Enrollment, Revenue and Expenditure Data IN the 'Total and Variance Analysis' Section is Based on LAST ACTUAL Quarter Completed			
	Actual vs. Original Budget TY	PY Actual (PY TY / No. of COMPLETED Actual CY	Actual CY vs. Actual PY
CONTRACTED SERVICES			
Accounting / Audit	20,250	-	-
Legal	5,000	-	-
Management Company Fee	893,178	-	-
Nurse Services	-	-	-
Food Service / School Lunch	-	-	-
Payroll Services	15,800	-	-
Special Ed Services	31,000	-	-
Titlement Services (i.e. Title I)	-	-	-
Other Purchased / Professional / Consulting	177,000	-	-
TOTAL CONTRACTED SERVICES	1,142,228	-	-

Total Revenue	(8,922,633)	-	-
Total Expenses	8,992,302	-	-
Net Income	69,669	-	-
Actual Student Enrollment		-	-
<p>*NOTE: Enrollment, Revenue and Expenditure Data IN the 'Total and Variance Analysis' Section is Based on LAST ACTUAL Quarter Completed</p>			
	Actual vs. Original Budget TY	PY Actual (PY TY / No. of COMPLETED Actual CY	Actual CY vs. Actual PY
SCHOOL OPERATIONS			
Board Expenses	-	-	-
Classroom / Teaching Supplies & Materials	114,400	-	-
Special Ed Supplies & Materials	5,000	-	-
Textbooks / Workbooks	39,900	-	-
Supplies & Materials other	-	-	-
Equipment / Furniture	47,400	-	-
Telephone	73,000	-	-
Technology	199,600	-	-
Student Testing & Assessment	9,000	-	-
Field Trips	22,000	-	-
Transportation (student)	5,000	-	-
Student Services - other	25,352	-	-
Office Expense	55,000	-	-
Staff Development	37,000	-	-
Staff Recruitment	20,000	-	-
Student Recruitment / Marketing	35,000	-	-
School Meals / Lunch	12,000	-	-
Travel (Staff)	2,000	-	-
Fundraising	-	-	-
Other	7,200	-	-
TOTAL SCHOOL OPERATIONS	708,852	-	-
FACILITY OPERATION & MAINTENANCE			
Insurance	42,800	-	-
Janitorial	-	-	-
Building and Land Rent / Lease / Facility Finance Interest	-	-	-
Repairs & Maintenance	8,000	-	-
Equipment / Furniture	-	-	-
Security	-	-	-
Utilities	-	-	-
TOTAL FACILITY OPERATION & MAINTENANCE	50,800	-	-
DEPRECIATION & AMORTIZATION	100,000	-	-
RESERVES / CONTINGENCY	-	-	-
TOTAL EXPENSES	8,992,302	-	-

--

Total Revenue	(8,922,633)	-	-
Total Expenses	8,992,302	-	-
Net Income	69,669	-	-
Actual Student Enrollment		-	-
<p>*NOTE: Enrollment, Revenue and Expenditure Data IN the 'Total and Variance Analysis' Section is Based on LAST ACTUAL Quarter Completed</p>			
	Actual vs. Original Budget TY	PY Actual (PY TY / No. of COMPLETED Actual CY	Actual CY vs. Actual PY
NET INCOME	69,669	-	-

--	--	--	--

Total Revenue	(8,922,633)	-	-
Total Expenses	8,992,302	-	-
Net Income	69,669	-	-
Actual Student Enrollment		-	-

*NOTE: Enrollment, Revenue and Expenditure Data IN the 'Total and Variance Analysis' Section is Based on LAST ACTUAL Quarter Completed	Actual	PY Actual (PY TY	
	vs.	/ No. of	Actual CY
	Original	COMPLETED	vs.
	Budget TY	Actual CY	Actual PY

ENROLLMENT - *School Districts Are Linked To Above Entries*			
NYC CHANCELLOR'S OFFICE		-	-
-		-	-
-		-	-
-		-	-
-		-	-
-		-	-
-		-	-
-		-	-
-		-	-
-		-	-
-		-	-
-		-	-
-		-	-
-		-	-
-		-	-
-		-	-
ALL OTHER School Districts: (Count = 0)		-	-
TOTAL ENROLLMENT		-	-
REVENUE PER PUPIL		-	-
EXPENSES PER PUPIL		-	-



Annual Report Requirement
for SUNY Authorized Charter Schools
EXPLORE EXCEED CHARTER SCHOOL
2017-18

Administrative
expenditures per pupil:

\$0.00

Per NYS Statute

Administrative expenditures per pupil: the sum of all general administration salaries and other general administration expenditures divided by the total number of enrolled students. Employee benefit costs or expenditures should not be reported here.

***NOTE: THIS TAB ONLY NEEDS TO BE COMPLETED FOR Q4**

Disclosure of Financial Interest by a Current or Proposed Charter School Education Corporation Trustee

Trustee Name:

Henry "Hank" Mannix

Name of Charter School Education Corporation (for an unmerged school, this is the Charter School Name):

Explore Schools of Brooklyn

1. List all positions held on the education corporation board (e.g., president, treasurer, parent representative).

Chairman, member of Finance + committee

2. Is the trustee an employee of any school operated by the Education Corporation?

 Yes X No

If **Yes**, for each school, please provide a description of the position(s) you hold, your responsibilities, your salary and your start date.

3. Is the trustee an employee or agent of the management company or institutional partner of the charter school(s) governed by the Education Corporation?

 Yes X No

If **Yes**, for each school, please provide a description of the position(s) you hold, your responsibilities, your salary and your start date.

4. Identify each interest/transaction (and provide the requested information) that you or any of your immediate family members or any persons who live with you in your house have held or engaged in with the charter school(s) governed by the Education Corporation during the time you have served on the board, and in the six-month period prior to such service. If there has been no such financial interest or transaction, write **None**. Please note that if you answered **Yes** to Questions 2-4 above, you need not disclose again your employment status, salary, etc.

Date(s)	Nature of Financial Interest/Transaction	Steps taken to avoid a conflict of interest, (e.g., did not vote, did not participate in discussion)	Name of person holding interest or engaging in transaction and relationship to yourself
---------	--	--	---

NONE

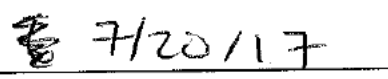
Please write "None" if applicable. Do not leave this space blank.

NONE

5. Identify each individual, business, corporation, union association, firm, partnership, committee proprietorship, franchise holding company, joint stock company, business or real estate trust, non-profit organization, or other organization or group of people doing business with the school(s) governed by the Education Corporation and in which such entity, during the time of your tenure as a trustee, you and/or your immediate family member(s) or person(s) living in your house had a financial interest or other relationship. If you are a member, director, officer or employee of an organization formally partnered with the school(s) that is/are doing business with the school(s) through a management or services agreement, please identify only the name of the organization, your position in the organization, and the relationship between such organization and the school(s). If there was no financial interest, write **None**.

Organization conducting business with the school(s)	Nature of business conducted	Approximate value of the business conducted	Name of Trustee and/or immediate family member of household holding an interest in the organization conducting business with the school(s) and the nature of the interest	Steps Taken to Avoid Conflict of Interest
<p>Please write "None" if applicable. Do not leave this space blank.</p> <p style="font-size: 3em; font-weight: bold;">NONE</p>				


 Signature


 Date

Please note that this document is considered a public record and as such, may be made available to members of the public upon request under the Freedom of Information Law. Personal contact information provided below will be redacted.

Business Telephone: 

Business Address: 

E-mail Address: 

Home Telephone: 

Home Address: 

**Disclosure of Financial Interest by a Current or Proposed Charter School
Education Corporation Trustee**

Trustee Name:

Jana L Reed

Name of Charter School Education Corporation (for an unmerged school, this is the Charter School Name):

Explore Charter Schools

1. List all positions held on the education corporation board (e.g., president, treasurer, parent representative). Member

2. Is the trustee an employee of any school operated by the Education Corporation?
 Yes No

If **Yes**, for each school, please provide a description of the position(s) you hold, your responsibilities, your salary and your start date.

3. Is the trustee an employee or agent of the management company or institutional partner of the charter school(s) governed by the Education Corporation?

Yes No

If **Yes**, for each school, please provide a description of the position(s) you hold, your responsibilities, your salary and your start date.

4. Identify each interest/transaction (and provide the requested information) that you or any of your immediate family members or any persons who live with you in your house have held or engaged in with the charter school(s) governed by the Education Corporation during the time you have served on the board, and in the six-month period prior to such service. If there has been no such financial interest or transaction, write **None**. Please note that if you answered **Yes** to Questions 2-4 above, you need not disclose again your employment status, salary, etc.

Date(s)	Nature of Financial Interest/Transaction	Steps taken to avoid a conflict of interest, (e.g., did not vote, did not participate in discussion)	Name of person holding interest or engaging in transaction and relationship to yourself

<p>Please write "None" if applicable. Do not leave this space blank.</p> <p>None</p>			
---	--	--	--

5. Identify each individual, business, corporation, union association, firm, partnership, committee proprietorship, franchise holding company, joint stock company, business or real estate trust, non-profit organization, or other organization or group of people doing business with the school(s) governed by the Education Corporation **and** in which such entity, during the time of your tenure as a trustee, you and/or your immediate family member(s) or person(s) living in your house had a financial interest or other relationship. If you are a member, director, officer or employee of an organization formally partnered with the school(s) that is/are doing business with the school(s) through a management or services agreement, please identify only the name of the organization, your position in the organization, and the relationship between such organization and the school(s). If there was no financial interest, write **None**.

Organization conducting business with the school(s)	Nature of business conducted	Approximate value of the business conducted	Name of Trustee and/or immediate family member of household holding an interest in the organization conducting business with the school(s) and the nature of the interest	Steps Taken to Avoid Conflict of Interest
<p>Please write "None" if applicable. Do not leave this space blank.</p> <p>None</p>				


7/23/17

Signature Date

Please note that this document is considered a public record and as such, may be made available to members of the public upon request under the Freedom of Information Law. Personal contact information provided below will be redacted.


Business Telephone: _____

Business Address: _____

E-mail Address: _____

Home Telephone: _____

Home Address: _____



Disclosure of Financial Interest by a Current or Proposed Charter School Education Corporation Trustee

Trustee Name:

MARTIN BALLEW

Name of Charter School Education Corporation (for an unmerged school, this is the Charter School Name):

EXPLORE CHARTER SCHOOLS

- List all positions held on the education corporation board (e.g., president, treasurer, parent representative).
- Is the trustee an employee of any school operated by the Education Corporation?
 Yes No

If **Yes**, for each school, please provide a description of the position(s) you hold, your responsibilities, your salary and your start date.

~~CEO, \$295,800 July 1, 2009~~

- Is the trustee an employee or agent of the management company or institutional partner of the charter school(s) governed by the Education Corporation?
 Yes No

If **Yes**, for each school, please provide a description of the position(s) you hold, your responsibilities, your salary and your start date.

CEO, \$295,800 July 1, 2009

- Identify each interest/transaction (and provide the requested information) that you or any of your immediate family members or any persons who live with you in your house have held or engaged in with the charter school(s) governed by the Education Corporation during the time you have served on the board, and in the six-month period prior to such service. If there has been no such financial interest or transaction, write **None**. Please note that if you answered **Yes** to Questions 2-4 above, you need not disclose again your employment status, salary, etc.

Date(s)	Nature of Financial Interest/Transaction	Steps taken to avoid a conflict of interest, (e.g., did not vote, did not participate in discussion)	Name of person holding interest or engaging in transaction and relationship to yourself

Please write "None" if applicable. Do not leave this space blank.

5. Identify each individual, business, corporation, union association, firm, partnership, committee proprietorship, franchise holding company, joint stock company, business or real estate trust, non-profit organization, or other organization or group of people doing business with the school(s) governed by the Education Corporation **and** in which such entity, during the time of your tenure as a trustee, you and/or your immediate family member(s) or person(s) living in your house had a financial interest or other relationship. If you are a member, director, officer or employee of an organization formally partnered with the school(s) that is/are doing business with the school(s) through a management or services agreement, please identify only the name of the organization, your position in the organization, and the relationship between such organization and the school(s). If there was no financial interest, write **None**.

Organization conducting business with the school(s)	Nature of business conducted	Approximate value of the business conducted	Name of Trustee and/or immediate family member of household holding an interest in the organization conducting business with the school(s) and the nature of the interest	Steps Taken to Avoid Conflict of Interest
<p>Please write "None" if applicable. Do not leave this space blank.</p> <p style="font-size: 2em; font-family: cursive;">NONE</p>				

Signature

[Handwritten Signature]

Date

7/26/17

Please note that this document is considered a public record and as such, may be made available to members of the public upon request under the Freedom of Information Law. Personal contact information provided below will be redacted.


Business Telephone: _____

Business Address: _____

E-mail Address: _____

Home Telephone: _____

Home Address: _____



Disclosure of Financial Interest by a Current or Proposed Charter School Education Corporation Trustee

Trustee Name:

PETER A. WALKER

Name of Charter School Education Corporation (for an unmerged school, this is the Charter School Name):

EXPLORE SCHOOLS OF BROOKLYN, INC.

1. List all positions held on the education corporation board (e.g., president, treasurer, parent representative). *Treasurer*

2. Is the trustee an employee of any school operated by the Education Corporation?
 Yes No

If **Yes**, for each school, please provide a description of the position(s) you hold, your responsibilities, your salary and your start date.

3. Is the trustee an employee or agent of the management company or institutional partner of the charter school(s) governed by the Education Corporation?
 Yes No

If **Yes**, for each school, please provide a description of the position(s) you hold, your responsibilities, your salary and your start date.

4. Identify each interest/transaction (and provide the requested information) that you or any of your immediate family members or any persons who live with you in your house have held or engaged in with the charter school(s) governed by the Education Corporation during the time you have served on the board, and in the six-month period prior to such service. If there has been no such financial interest or transaction, write **None**. Please note that if you answered **Yes** to Questions 2-4 above, you need not disclose again your employment status, salary, etc.

Date(s)	Nature of Financial Interest/Transaction	Steps taken to avoid a conflict of interest, (e.g., did not vote, did not participate in discussion)	Name of person holding interest or engaging in transaction and relationship to yourself
N/A	None		

Please write "None" if applicable. Do not leave this space blank.

5. Identify each individual, business, corporation, union association, firm, partnership, committee proprietorship, franchise holding company, joint stock company, business or real estate trust, non-profit organization, or other organization or group of people doing business with the school(s) governed by the Education Corporation **and** in which such entity, during the time of your tenure as a trustee, you and/or your immediate family member(s) or person(s) living in your house had a financial interest or other relationship. If you are a member, director, officer or employee of an organization formally partnered with the school(s) that is/are doing business with the school(s) through a management or services agreement, please identify only the name of the organization, your position in the organization, and the relationship between such organization and the school(s). If there was no financial interest, write **None**.

Organization conducting business with the school(s)	Nature of business conducted	Approximate value of the business conducted	Name of Trustee and/or immediate family member of household holding an interest in the organization conducting business with the school(s) and the nature of the interest	Steps Taken to Avoid Conflict of Interest
<p>Please write "None" if applicable. Do not leave this space blank.</p> <p style="font-size: 2em; color: blue;">None</p>				

Pawan 7/24/2017

 Signature Date

Please note that this document is considered a public record and as such, may be made available to members of the public upon request under the Freedom of Information Law. Personal contact information provided below will be redacted.

Business Telephone: _____
Business Address: _____
E-mail Address: _____
Home Telephone: _____
Home Address: _____

Disclosure of Financial Interest by a Current or Proposed Charter School Education Corporation Trustee

Trustee Name:

 Iarmara Fulcher

Name of Charter School Education Corporation (for an unmerged school, this is the Charter School Name):

 Explore Charter Network

1. List all positions held on the education corporation board (e.g., president, treasurer, parent representative).

2. Is the trustee an employee of any school operated by the Education Corporation?
 ___ Yes No

If **Yes**, for each school, please provide a description of the position(s) you hold, your responsibilities, your salary and your start date.

3. Is the trustee an employee or agent of the management company or institutional partner of the charter school(s) governed by the Education Corporation?
 ___ Yes No

If **Yes**, for each school, please provide a description of the position(s) you hold, your responsibilities, your salary and your start date.

4. Identify each interest/transaction (and provide the requested information) that you or any of your immediate family members or any persons who live with you in your house have held or engaged in with the charter school(s) governed by the Education Corporation during the time you have served on the board, and in the six-month period prior to such service. If there has been no such financial interest or transaction, write **None**. Please note that if you answered **Yes** to Questions 2-4 above, you need not disclose again your employment status, salary, etc.

Date(s)	Nature of Financial Interest/Transaction	Steps taken to avoid a conflict of interest, (e.g., did not vote, did not participate in discussion)	Name of person holding interest or engaging in transaction and relationship to yourself

Please write "None" if applicable. Do not leave this space blank.

None

5. Identify each individual, business, corporation, union association, firm, partnership, committee proprietorship, franchise holding company, joint stock company, business or real estate trust, non-profit organization, or other organization or group of people doing business with the school(s) governed by the Education Corporation **and** in which such entity, during the time of your tenure as a trustee, you and/or your immediate family member(s) or person(s) living in your house had a financial interest or other relationship. If you are a member, director, officer or employee of an organization formally partnered with the school(s) that is/are doing business with the school(s) through a management or services agreement, please identify only the name of the organization, your position in the organization, and the relationship between such organization and the school(s). If there was no financial interest, write **None**.

Organization conducting business with the school(s)	Nature of business conducted	Approximate value of the business conducted	Name of Trustee and/or immediate family member of household holding an interest in the organization conducting business with the school(s) and the nature of the interest	Steps Taken to Avoid Conflict of Interest
<p>Please write "None" if applicable. Do not leave this space blank.</p> <p>None</p>				

Jamaal [Signature]

Signature

7/26/17

Date

Please note that this document is considered a public record and as such, may be made available to members of the public upon request under the Freedom of Information Law. Personal contact information provided below will be redacted.

Business Telephone: _____

Business Address: _____

E-mail Address: [REDACTED] _____

Home Telephone: _____

Home Address: _____





Entry 9 BOT Table

Last updated: 07/27/2017

(tab across or use scroll bar at bottom of table)

1. Current Board Member Information

	Trustee Name	Email Addresses	Position on the Board	Committee Affiliations	Voting Member Per By Laws? (Y/N)	Area of Expertise, and/or Additional Role at School (parent, staff member, etc.)	Number of Terms Served and Length of Each (Include election date and term expiration)	Number of Board Mtgs Attended during 2016-17?
	Morty			Discipli		Progra	Explore: 13 years; Voted onto Board 2002; Term renews annually with contract Empower: 6 years; Voted onto Board 2009; Term renews annually with contract Excel:	

1	Ballen			ne		m	2 years, voted onto Board 10/02/2014; Term renews annually with contract Exceed : 2 years, voted onto Board 10/02/2014; Term renews annually with contract	10
							Explore: 2 terms (term = 3 years, 5 years served so far); voted onto Board 9/51/11' term expires Jun 17. Empower: 2 terms (term= 3 years, 5 years	

2

Kimes
ha
Carneg
ie




Accou
ntabilit
y

Extern
al
Affairs

served so far); voted onto Board 9/15/11; term expires Jun 17. Excel 1 term (term = 3 years, 2 years served so far); voted onto Board 10/2/14, term expires Jun 17 (school boards were merged in 14/15. Exceed 2 terms (term = 3 years, 5 years served so far); voted onto Board 9/15/11; term expires Jun 17. Resign

10

						ed from board in June 2017	
3	Beth Cohen		Discipline	External Affairs	Explore: 2 terms (term = 3 years, 4 years served so far); voted onto Board 9/18/12 term expires Jun 18. Empower: 2 terms (term= 3 years, 4 years served so far); voted onto Board 9/18/12; term expires Jun 18. Excel 1 term (term = 3 years, 2 years served so far); voted	10	

onto Board 10/2/14, term expires Jun 18 (school boards were merged in 14/15. Exceeded 2 terms (term = 3 years, 4 years served so far); voted onto Board 9/15/11; term expires Jun 18; Resigned from board in June 2017

Explore: 2 terms (term = 3 years, 4 years served so far); voted onto Board 9/30/13 term

4

Hank Mannix




Chair/
Board
President



Finance,
Accountability

Finance

expires Jun 19. Empower: 2 terms (term= 3 years, 4 years served so far); voted onto Board 9/30/13; term expires Jun 19. Excel 2 terms (term = 3 years, 4 years served so far); voted onto Board 9/30/13, term expires Jun 19 Exceed : 2 terms (term = 3 years, 4 years served so far); voted onto Board 9/30/13; term

10

							expires Jun 19	
5	Jana Reed		Accountability			External Affairs	1 term (term= 3 years, 1 year served so far) voted onto Board for all 4 schools in unified board 4/20/16; term expires Jun 18	10
							Explore: 1 term (term = 3 years, 2 years served so far); voted onto Board 11/6/14 term expires Jun 17. Empower: 1 term (term= 3 years, 2 years served so far); voted onto	

6	Peter Walker			Finance		Legal	Board 11/6/14; term expires Jun 17. Excel 1 term (term = 3 years, 2 years served so far); voted onto Board 10/2/14, term expires Jun 17 (school boards were merged in 14/15) Exceeded : 1 term (term = 3 years, 2 years served so far); voted onto Board 9/02/14; term expires Jun 17	10
7	Tarmara Fulcher		Parent Representative			Parent Representative	Less than 1 year in 2 year	10

								2 term
8								
9								
10								
11								
12								
13								
14								
15								
16								
17								
18								
19								
20								

2. Total Number of Members on June 30, 2016 5

3. Total Number of Members Joining the Board 2016-17 School Year 2

4. Total Number of Members Departing the Board during the 2016-17 School Year 2

5. Number of Voting Members 2016-17, as set by the by-laws, resolution or minutes 7

6. Number of Board Meetings Conducted in the 2016-17 School Year 10

7. Number of Board Meetings 10

Scheduled for the [2017-18](#)

School Year

Thank you.



Entry 11 Enrollment and Retention of Special Populations

Last updated: 07/31/2017

Instructions for Reporting Enrollment and Retention Strategies

Describe the efforts the charter school has made in 2016 2017 toward meeting targets to attract and retain enrollment of students with disabilities, English language learners, and students who are economically disadvantaged. In addition, describe the school’s plans for meeting or making progress toward meeting its enrollment and retention targets in 2017 2018.

Recruitment/Attraction Efforts Toward Meeting Targets

	Describe Efforts Toward Meeting Recruitment Targets 2016 17)	Describe Plans Toward Meeting Recruitment Targets 2017 18)
Economically Disadvantaged	Exceed Charter School’s overall recruitment strategy focuses on families living in the immediate neighborhood of the school and its centralized school district in order to best serve the school’s geographic community. Given the demographics of the neighborhood served, by targeting these areas, Exceed recruits a large portion of students who qualify for free and reduced lunch (the majority of the school’s current student population qualifies for free and reduced lunch). Exceed Charter School also utilizes family referral campaigns and partners with local organizations, with the goal being to attract more families in the profile of the families it serves, who may have otherwise not heard about the school.	Exceed Charter School plans to continue and improve the overall recruitment strategy and expand the family referral campaign in our communities order to meet recruitment targets for economically disadvantaged students. Exceed will also continue to establish community partnerships with organization that support families that may be economically disadvantaged. We also intend on collaborating across all schools in our network to further develop and leverage our brand in 17 18.
English Language Learners	In an effort to attract and enroll more English Language Learners, Exceed Charter School created a set aside lottery preference for English Language Learners. The set aside preference seeks to fill 15% of the available kindergarten seats (about 9 out of 60 seats) with English Language Learners, in order to match or exceed the school district’s ELL population. This set aside preference is also included in our family information sessions, direct mail campaign, the school's website and in the English and Spanish versions of our application. Our schools focus on	Exceed will also continue to establish community partnerships with organizations that support families that may speak languages other than English. Exceed will maintain it's ELL set aside lottery preference and direct mailing, and will expand it's social media/website presence and family information sessions in order to meet recruitment targets for English Language Learners. Our applications will continue to be

	creating diverse community partnerships that also help engage families who speak languages other than English.	available in multiple languages.
Students with Disabilities	Exceed Charter School employs a support services lead and staff that are qualified to teach students with disabilities. We provide mandated IEP services, such as SETSS and ICT. In our recruitment efforts (mailings, our website, etc.), we specifically advertise services available to families to ensure they are aware that we welcome all students, including those with IEPs. In addition, during family information sessions, staff members are available to answer any additional questions regarding services available to students with disabilities.	Exceed Charter School plans to continue and improve the overall recruitment strategy and expand the family referral campaign in our communities order to meet recruitment targets for economically disadvantaged students. Exceed will also continue to establish community partnerships with organizations that support families that may have students with disabilities.

Retention Efforts Toward Meeting Targets

	Describe Efforts Toward Meeting Retention Targets 2016 17)	Describe Plans Toward Meeting Retention Targets 2017 18)
Economically Disadvantaged	Exceed Charter School provides robust support services for students who have a disability or require additional academic support. The school employs support services leads, learning specialists, social workers and guidance counselors that provide services and support for students who need it, as well as maintain communication with families to apprise them of student progress and how families can work with students at home.	Exceed Charter school plans to continue and expand on ensuring our economically disadvantaged families have access to appropriate resources and that our school staff are providing effective supports.
English Language Learners	Exceed Charter School provides robust support services for students who have a disability or require additional academic support. The school employs support services leads, learning specialists, social workers and guidance counselors that provide services and support for students who need it, as well as maintain communication with families to apprise them of student progress and how families can work with students at home. Our support services coordinator provides a resource to families navigating the ELL services or 504 process, answering questions and helping families better understand resources available to them. In addition, to ensure non English speaking families feel	Exceed Charter school plans to implement a ELL curriculum that will Exceed staff members to engage in more advanced dialogue with parents. Support Services Coordinators will continue to provide differentiated and appropriate support to ELLs. Spanish speaking staff members will continue to be available to guide families and arrange interpreter services as needed.

	<p>welcomed and informed, the school ensures at least one Spanish speaking staff member is available to guide families through paperwork and/or meetings, and arranges an interpreter for family meetings upon request.</p>	
<p>Students with Disabilities</p>	<p>Exceed Charter School provides robust support services for students who have a disability or require additional academic support. The school employs support services leads, learning specialists, social workers and guidance counselors that provide services and support for students who need it, as well as maintain communication with families to apprise them of student progress and how families can work with students at home. The 16 17 school year also marked the second year of an improved 12 1 1 transfer process between schools to better place students with that mandate in available classrooms throughout the network. Additionally, a support services coordinator provides a resource to families navigating the IEP or 504 process, answering questions and helping families better understand resources available to them.</p>	<p>Exceed Charter School's Support Services Coordinator will continue to provide differentiated and appropriate support to students with disabilities. The SSC and the entire support team will continue to collaborate by providing resources to families navigating the IEP or 504 process, answering questions and helping families better understand resources available to them.</p>



Entry 12 Classroom Teacher and Administrator Attrition

Last updated: 07/31/2017

Report changes in teacher and administrator staffing.

Instructions for completing the Classroom Teacher and Administrator Attrition Tables

Charter schools must complete the two tables named 2016-2017 Classroom Teacher and Administrator Attrition to report changes in teacher and administrator staffing in 2016-2017. Please provide the full time equivalent (FTE) of staff on June 30, 2016; the FTE for any departed staff from July 1, 2016 through June 30, 2017; the FTE for added staff from July 1, 2016 through June 30, 2017; and the FTE of staff added in newly created positions from July 1, 2016 through June 30, 2017 using the two tables provided.

Classroom Teacher Attrition Table

	FTE Classroom Teachers on June 30, 2016	FTE Classroom Teachers Departed 7/1/16 6/30/17	FTE Classroom Teachers Filling Vacant Positions 7/1/16 6/30/17	FTE Classroom Teachers Added in New Positions 7/1/16 6/30/17	FTE of Classroom Teachers on June 30, 2017
	37	22	22	8	31

Administrator Position Attrition Table

	FTE Administrative Positions on June 30, 2016	FTE Administrators Departed 7/1/16 6/30/17	FTE Administrators Filling Vacant Positions 7/1/16 6/30/17	FTE Administrators Added in New Positions 7/1/16 6/30/17	FTE Administrative Positions on June 30, 2017
	19	4	9	3	19

Thank you

2017-2018 Explore Schools Calendar

August						
Su	Mo	Tu	We	Th	Fr	Sa
		1	2	3	4	5
6	7	8	9	10	11	12
13	14	15	16	17	18	19
20	21	22	23	24	25	26
27	28	29	30	31		
8/30: Early Release Dismissal Time 8/31-9/1: 2pm Dismissal Time						

September						
Su	Mo	Tu	We	Th	Fr	Sa
					1	2
3	4	5	6	7	8	9
10	11	12	13	14	15	16
17	18	19	20	21	22	23
24	25	26	27	28	29	30

October						
Su	Mo	Tu	We	Th	Fr	Sa
1	2	3	4	5	6	7
8	9	10	11	12	13	14
15	16	17	18	19	20	21
22	23	24	25	26	27	28
29	30	31				

November						
Su	Mo	Tu	We	Th	Fr	Sa
		1	2	3	4	
5	6	7	8	9	10	11
12	13	14	15	16	17	18
19	20	21	22	23	24	25
26	27	28	29	30		

December						
Su	Mo	Tu	We	Th	Fr	Sa
					1	2
3	4	5	6	7	8	9
10	11	12	13	14	15	16
17	18	19	20	21	22	23
24	25	26	27	28	29	30
31						

January						
Su	Mo	Tu	We	Th	Fr	Sa
	1	2	3	4	5	6
7	8	9	10	11	12	13
14	15	16	17	18	19	20
21	22	23	24	25	26	27
28	29	30	31			

February						
Su	Mo	Tu	We	Th	Fr	Sa
				1	2	3
4	5	6	7	8	9	10
11	12	13	14	15	16	17
18	19	20	21	22	23	24
25	26	27	28			

March						
Su	Mo	Tu	We	Th	Fr	Sa
				1	2	3
4	5	6	7	8	9	10
11	12	13	14	15	16	17
18	19	20	21	22	23	24
25	26	27	28	29	30	31

April						
Su	Mo	Tu	We	Th	Fr	Sa
1	2	3	4	5	6	7
8	9	10	11	12	13	14
15	16	17	18	19	20	21
22	23	24	25	26	27	28
29	30					

May						
Su	Mo	Tu	We	Th	Fr	Sa
		1	2	3	4	5
6	7	8	9	10	11	12
13	14	15	16	17	18	19
20	21	22	23	24	25	26
27	28	29	30	31		











June						
Su	Mo	Tu	We	Th	Fr	Sa
					1	2
3	4	5	6	7	8	9
10	11	12	13	14	15	16
17	18	19	20	21	22	23
24	25	26	27	28	29	30

July						
Su	Mo	Tu	We	Th	Fr	Sa
1	2	3	4	5	6	7
8	9	10	11	12	13	14
15	16	17	18	19	20	21
22	23	24	25	26	27	28
29	30	31				

Holidays (in RED text)

Sep 4	Labor Day	Jan 1	New Year's Day	May 28	Memorial Day
Nov 23-24	Thanksgiving Day	Jan 15	Martin Luther King Day	Jul 4	Independence Day
Dec 25	Christmas Day	Feb 19	Presidents' Day		

Key

	New Teacher Orientation
	Teacher Pre-Service/In-service/Post-Service Days (Students are Off)
	Half Day for Kindergarten Only
	Half Day for Students
	Students and Teachers Off
	Parent Teacher Conferences
	Staff Critical Days
	State Exams
	Network Shutdown Week: All year-round staff on vacation
	2pm Dismissal

**First Day for All New Staff: Aug 7th*

**First Day for All Returning Staff: Aug 14th*

**First Day for Kindergarten Students: Aug 28th*

**First Day for 1st-8th Grade Students: Aug 30th*