



Entry 1 School Information

Created: 07/17/2017 • Last updated: 08/01/2017

Please be advised that you will need to complete this cover page (including signatures) before all of the other tasks assigned to you by your authorizer are visible on your task page. While completing this task, please ensure that you select the correct authorizer (**as of June 30, 2017**) or you may not be assigned the correct tasks.

a. SCHOOL NAME AND BEDS# EXPLORE EXCEL CS (SUNY Trustees)

(Select name from the drop down menu)

b. CHARTER AUTHORIZER SUNY Authorized Charter School

(For technical reasons, please re select authorizer name from the drop down menu).

c. DISTRICT / CSD OF LOCATION NYC CSD 18

d1. SCHOOL INFORMATION

	PRIMARY ADDRESS	PHONE NUMBER	FAX NUMBER	EMAIL ADDRESS
	1077 Remsen Ave, Brooklyn NY 11236	[REDACTED]	[REDACTED]	[REDACTED]

d2. PHONE CONTACT NUMBER FOR AFTER HOURS EMERGENCIES

Contact Name	Adam Schulman
Title	Director of Operations
Emergency Phone Number (### ### ####)	[REDACTED]

e. SCHOOL WEB ADDRESS (URL) <http://explorenetwork.org/schools/excel>

f. DATE OF INITIAL CHARTER 12/2010

g. DATE FIRST OPENED FOR INSTRUCTION 08/2011

i. TOTAL ENROLLMENT ON JUNE 30, 2017 508

j. GRADES SERVED IN SCHOOL YEAR 2016-17

Check all that apply

Grades Served	K, 1, 2, 3, 4, 5, 6, 7
---------------	------------------------

k1. DOES THE SCHOOL CONTRACT WITH A CHARTER OR EDUCATIONAL MANAGEMENT ORGANIZATION? Yes

k2. NAME OF CMO/EMO AND ADDRESS

NAME OF CMO/EMO	Explore Schools Inc.
PHYSICAL STREET ADDRESS	20 Jay Street, Suite 211
CITY	Brooklyn
STATE	Ny
ZIP CODE	11226
EMAIL ADDRESS	[REDACTED]

l1. FACILITIES

Does the school maintain or operate multiple sites?

	Yes, 2 sites
--	--------------

12. SCHOOL SITES

Please list the sites where the school will operate for the upcoming school year.

	Physical Address	Phone Number	District/CSD	Grades Served at Site	School at Full Capacity at Site	Facilities Agreement
Site 1 (same as primary site)	1077 Remsen Ave Brooklyn, NY 11236	[REDACTED]	CSD 18	K 4	Yes	DOE space
Site 2	956 East 82nd St Brooklyn, NY 11236	[REDACTED]	CSD 18	5 8	Yes	DOE space
Site 3						

12a. Please provide the contact information for Site 1.

	Name	Work Phone	Alternate Phone	Email Address
School Leader	Karen Francois	[REDACTED]		[REDACTED]
Operational Leader	Adam Schulman	[REDACTED]		[REDACTED]
Compliance Contact	Rebecca Daverin	[REDACTED]		[REDACTED]
Complaint Contact	Gabrielle Haenn	[REDACTED]		[REDACTED]

13. Please provide the contact information for Site 2.

	Name	Work Phone	Alternate Phone	Email Address
School Leader	Jarren Kanze	[REDACTED]		[REDACTED]
Operational Leader	Q'tyashia Arrington	[REDACTED]		[REDACTED]
Compliance Contact	Rebecca Daverin	[REDACTED]		[REDACTED]
Complaint Contact	Gabrielle Haenn	[REDACTED]		[REDACTED]

m1. Is the school or are the school sites co-located? Yes

m2. Please list the terms of your current co-location.

	Date school will leave current co location	Is school working with NYCDOE to expand into current space?	If so, list year expansion will occur.	Is school working with NYCDOE to move to separate space?	If so, list the proposed space and year planned for move	School at Full Capacity at Site
Site 1 (primary site)		No		No		Yes
Site 2		No		No		Yes
Site 3						

n1. Were there any revisions to the school's charter during the 2016-17 school year? (Please include approved or pending material and non-material charter revisions). No

o. Name and Position of Individual(s) Who Completed the 2016-17 Annual Report.

Rachel Wiley, Data and Operations Associate

p. Our signatures below attest that all of the information contained herein is truthful and accurate and that this charter school is in compliance with all aspects of its charter, and with all pertinent Federal, State, and local laws, regulations, and rules. We understand that if any information in any part of this report is found to have been deliberately misrepresented, that will constitute grounds for the revocation of our charter. Check **YES if you agree and then use the mouse on your PC or the stylist on your mobile device to sign your name).**

Yes

Signature, Head of Charter School

A handwritten signature in black ink, appearing to be a stylized name with a large initial 'J' and a trailing flourish.

Signature, President of the Board of Trustees

A handwritten signature in black ink, consisting of three distinct parts: a stylized 'H', a stylized 'R', and a stylized 'A'.

Date

2017/08/01

Thank you.



Entry 2 NYS School Report Card Link

Last updated: 07/27/2017

1. NEW YORK STATE REPORT CARD

Provide a direct URL or web link to the most recent New York State School Report Card for the charter school (See <https://reportcards.nysed.gov/>).

(Charter schools completing year one will not yet have a School Report Card or link to one. Please type "URL is not available" in the space provided).

<https://data.nysed.gov/reportcard.php?instid=800000070559&year=2016&createreport=1&allchecked=1&enrollment=1&avgclasssize=1&freelunch=1&attendance=1&suspensions=1&teacherqual=1&teacherturnover=1&staffcounts=1&hsnoncompleters=1&38ELA=1&38MATH=1&48SCI=1&naep=1&elemELA=1&elemMATH=1&elemSci=1&unweighted=1>



Entry 4 Expenditures per Child

Last updated: 07/31/2017

Financial Information

This information is required of ALL charter schools. Provide the following measures of fiscal performance of the charter school in Appendix B (Total Expenditures and Administrative Expenditures Per Child):

1. Total Expenditures Per Child

To calculate '**Total Expenditures per Child**' take total expenditures (from the unaudited 2016-17 Schedule of Functional Expenses) and divide by the year end FTE student enrollment. (Integers Only. No dollar signs or commas).

Note: The information on the Schedule of Functional Expenses on pages 41-43 of the Audit Guide can help schools locate the amounts to use in the two per pupil calculations: <http://www.p12.nysed.gov/psc/AuditGuide.html>

Line 1: Total Expenditures	8851098
Line 2: Year End FTE student enrollment	523
Line 3: Divide Line 1 by Line 2	16924

2. Administrative Expenditures per Child

To calculate '**Administrative Expenditures per Child**' To calculate "Administrative Expenditures per Child" first *add* together the following:

1. Take the relevant portion from the 'personnel services cost' row and the 'management and general' column (from the unaudited 2016 17 Schedule of Functional Expenses)
2. Any contracted administrative/management fee paid to other organizations or corporations
3. Take the total from above and divide it by the year end FTE enrollment. The relevant portion that must be included in this calculation is defined as follows:

Administrative Expenditures: Administration and management of the charter school includes the activities and personnel of the offices of the chief school officer, the finance or business offices, school operations personnel, data management and reporting, human resources, technology, etc. It also includes those administrative and management services provided by other organizations or corporations on behalf of the charter school for which the charter school pays a fee or other compensation. Do not include the FTE of personnel whose role is to directly support the instructional program.

Notes:

The information on the Schedule of Functional Expenses on pages 41-43 of the Audit Guide can help schools locate the amounts to use in the two per pupil calculations:

<http://www.p12.nysed.gov/psc/AuditGuide.html>.

Employee benefit costs or expenditures should not be reported in the above calculations.

Line 1: Relevant Personnel Services Cost (Row)	5297546
Line 2: Management and General Cost (Column)	1477921
Line 3: Sum of Line 1 and Line 2	6775467
Line 5: Divide Line 3 by the Year End FTE student enrollment	12955

Thank you.



**GENERAL INSTRUCTIONS FOR
ANNUAL BUDGET/QUARTERLY REPORT**

TEMPLATE TABS

1- GRAY tab contains the Instructions




Instructions	Provides description of tabs and input requirements.
Funding by District	Charter School Tuition Rates

2- BLUE tabs require input of information

1.) Name of School	>Select school name from list. >Enter contact information.
2.) Enrollment	Enter enrollment information for Annual Budget (& Revisions) and Quarterly Actuals. Includes: >Enrollment by Grade >Enrollment by District
3.) Staffing Plan	Enter staffing plan information for Annual Budget (& Revisions) and Quarterly Actuals. Includes: >Full Time Equivalent (FTE), by Position Category, By Quarter
4.) Yearly Budget	Enter Yearly Budget information. Includes: >"Pior Year" column may be completed based upon preliminary data, and adjusted with Annual Audited data when the Quarter 2 Actuals are being submitted. (Note: Quarterly Revenue allocation may be set) >Budgeted Enrollment data and Per Pupil Revenue for the current year are populated based upon input on tab "2.) Enrollment." >Budgeted FTE for current year is populated based upon input on tab "3.) Staffing Plan." >All other sources of revenue >All expenses >Budget Revisions, as necessary and <i>approved</i> by the school's Board of Directors, should be submitted when submitting Quarterly Actuals.
5.) Balance Sheet	Enter Balance Sheet information for EdCorps. Separate schools merged into a primary EdCorp should NOT use this tab. >"Pior Year" column may be completed based upon preliminary data, and adjusted with Annual Audited data when the Quarter 2 Actuals are being submitted.

6.) Quarterly Report	Enter Actual Quarterly Report information . Includes: >Actual Enrollment data and Per Pupil Revenue for the current year are populated based upon input on tab "2.) Enrollment." >Actual FTE for current year is populated based upon input on tab "3.) Staffing Plan." >All other sources of revenue >All expenses
7.) Annual Report Requirement	Complete when submitting Actual Quarter 4.

CELL COLORS & GUIDANCE COMMENTS

-  = Enter information into the light BLUE shaded cells.
-  = Cells labeled in ORANGE containe guidance regarding the input of information.
-  = Cells containing RED triangles in the upper right corner contain "guidance comments" on that particular line item. Please "mouse-over" the triangle to reveal each comment.

Charter Funding Alphabetical By NYS School District
*** (Sum of Charter School Basic Tuition and Supplemental Basic Tuition)**



ANNUAL BUDGET & QUARTERLY REPORT TEMPLATE

Explore Excel Charter School

SCHOOL

Name:	Explore Excel Charter School
--------------	------------------------------

CONTACT INFORMATION

Contact Name:	Shawn-Ann Mullen
Contact Title:	CFO
Contact Email:	[REDACTED]
Contact Phone:	[REDACTED]

REPORT PERIOD

Current Academic Year:	2017-18
Prior Academic Year:	2016-17

**EXPLORE EXCEL CHARTER SCH
2017-18**

**EXPLORE EXCEL CHARTER SCHOOL
2017-18**

PLAN - FULL TIME EQUIVALENT

STAFFING PLAN - FULL TIME EQUIVALENT ("FTE")

***NOTE:** Enter the number of FTE positions in the "blue" cells.

***NOTE:** Enter the number of FTE positions in the "blue" cells.

***NOTE:** If there are NO budget revisions at the time of quarterly submittal leave the 'REVISED' Column(s) COMPLETELY BLANK.

ADMINISTRATIVE PERSONNEL FTE	ADMINISTRATIVE PERSONNEL FTE	PRIOR YEAR
		2016-17
		ACTUAL
Executive Management	Executive Management	
Instructional Management	Instructional Management	2.0
Deans, Directors & Coordinators	Deans, Directors & Coordinators	11.0
CFO / Director of Finance	CFO / Director of Finance	
Operation / Business Manager	Operation / Business Manager	6.0
Administrative Staff	Administrative Staff	5.0
TOTAL ADMINISTRATIVE STAFF	TOTAL ADMINISTRATIVE STAFF	24.0

ANNUAL BUDGETED FTE							
Q1		Q2		Q3		Q4	
Original	Revised	Original	Revised	Original	Revised	Original	Revised
3.0		3.0		3.0		3.0	
8.8		8.8		8.8		8.8	
6.5		6.5		6.5		6.5	
5.0		5.0		5.0		5.0	
23.3	0.0	23.3	0.0	23.3	0.0	23.3	0.0

INSTRUCTIONAL PERSONNEL FTE	INSTRUCTIONAL PERSONNEL FTE	PRIOR YEAR
		2016-17
		ACTUAL
Teachers - Regular	Teachers - Regular	42.0
Teachers - SPED	Teachers - SPED	7.0
Substitute Teachers	Substitute Teachers	
Teaching Assistants	Teaching Assistants	
Specialty Teachers	Specialty Teachers	5.0
Aides	Aides	
Therapists & Counselors	Therapists & Counselors	4.0
Other	Other	
TOTAL INSTRUCTIONAL	TOTAL INSTRUCTIONAL	58.0

ANNUAL BUDGETED FTE							
Q1		Q2		Q3		Q4	
Original	Revised	Original	Revised	Original	Revised	Original	Revised
41.0		41.0		41.0		41.0	
9.0		9.0		9.0		9.0	
2.1		2.1		2.1		2.1	
5.0		5.0		5.0		5.0	
5.0		5.0		5.0		5.0	
62.1	0.0	62.1	0.0	62.1	0.0	62.1	0.0

NON-INSTRUCTIONAL PERSONNEL FTE	NON-INSTRUCTIONAL PERSONNEL FTE	PRIOR YEAR
		2016-17
		ACTUAL
Nurse	Nurse	
Librarian	Librarian	
Custodian	Custodian	
Security	Security	
Other	Other	
TOTAL NON-INSTRUCTIONAL	TOTAL NON-INSTRUCTIONAL	0.0

ANNUAL BUDGETED FTE							
Q1		Q2		Q3		Q4	
Original	Revised	Original	Revised	Original	Revised	Original	Revised
0.0	0.0	0.0	0.0	0.0	0.0	0.0	0.0

TOTAL PERSONNEL SERVICE FTE	TOTAL PERSONNEL SERVICE FTE	82.0
------------------------------------	------------------------------------	-------------

85.4	0.0	85.4	0.0	85.4	0.0	85.4	0.0
------	-----	------	-----	------	-----	------	-----

**EXPLORE EXCEL CHARTER SCH
2017-18**

PLAN - FULL TIME EQUIVALENT

***NOTE:** Enter the number of FTE positions in the "blue" cells. *Should be input.*

***NOTE:** State the assumptions that are being made for personnel FTE levels.

ADMINISTRATIVE PERSONNEL FTE		Description of Assumptions
	Q4	
	Actual	
Executive Management		
Instructional Management		
Deans, Directors & Coordinators		
CFO / Director of Finance		
Operation / Business Manager		
Administrative Staff		
TOTAL ADMINISTRATIVE STAFF	0.0	

INSTRUCTIONAL PERSONNEL FTE		Description of Assumptions
	Q4	
	Actual	
Teachers - Regular		
Teachers - SPED		
Substitute Teachers		
Teaching Assistants		
Specialty Teachers		
Aides		
Therapists & Counselors		
Other		
TOTAL INSTRUCTIONAL	0.0	

NON-INSTRUCTIONAL PERSONNEL FTE		Description of Assumptions
	Q4	
	Actual	
Nurse		
Librarian		
Custodian		
Security		
Other		
TOTAL NON-INSTRUCTIONAL	0.0	

TOTAL PERSONNEL SERVICE FTE	0.0	
------------------------------------	-----	--

EXPLORE EXCEL CHARTER SCHOOL
Budget / Operating Plan
2017-18

Total Revenue	9,236,630	2,232,876	-	-	2,249,676	-	-	2,325,426
Total Expenses	8,975,919	1,889,802	-	-	2,274,005	-	-	2,274,005
Net Income	260,711	343,074	-	-	(24,328)	-	-	51,422
Actual Student Enrollment	523	521	-	-	521	-	-	521

	Prior Year Actual	1st Quarter - 7/1 - 9/30			2nd Quarter - 10/1 - 12/31			3rd Quarter
	2016-17	Original	Revised	Variance	Original	Revised	Variance	Original
	Revenue Per Pupil	Budget	Budget		Budget	Budget		Budget

REVENUE

REVENUES FROM STATE SOURCES

2017-18
Per Pupil Rate

**NOTE: If there are NO budget revisions at the time of quarterly submittal leave the "REVISED" column blank. If budget revisions ARE made, the entire "REVISED" budget columns for the affected quarter must be updated.*

	PPR %/Qtr->	25.0%	25.0%		25.0%	25.0%		25.0%
Allocate Per Pupil Revenue by Quarter								
NYC CHANCELLOR'S OFFICE	14,527	7,322,094	1,892,142	-	-	1,892,142	-	-
-	-	-	-	-	-	-	-	-
-	-	-	-	-	-	-	-	-
-	-	-	-	-	-	-	-	-
-	-	-	-	-	-	-	-	-
-	-	-	-	-	-	-	-	-
-	-	-	-	-	-	-	-	-
-	-	-	-	-	-	-	-	-
-	-	-	-	-	-	-	-	-
-	-	-	-	-	-	-	-	-
-	-	-	-	-	-	-	-	-
-	-	-	-	-	-	-	-	-
-	-	-	-	-	-	-	-	-
-	-	-	-	-	-	-	-	-
-	-	-	-	-	-	-	-	-
-	-	-	-	-	-	-	-	-
-	-	-	-	-	-	-	-	-
ALL OTHER School Districts: (Weighted Avg)	-	-	-	-	-	-	-	-
TOTAL Per Pupil Revenue (Weighted Average Per Pupil Funding)	14,527	7,322,094	1,892,142	-	-	1,892,142	-	-
Special Education Revenue		1,220,863	276,210			276,210		
Grants								
Stimulus								
DYCD (Department of Youth and Community Development)								
Other		43,635	-			-		-
NYC DoE Rental Assistance								
Other		224,460	-			-		-
TOTAL REVENUE FROM STATE SOURCES		8,811,052	2,168,351			2,168,351		

REVENUE FROM FEDERAL FUNDING

IDEA Special Needs		65,716	-			-		69,750
Title I		241,152	48,000			64,000		64,000
Title Funding - Other		11,775	2,400			3,200		3,200
School Food Service (Free Lunch)								
Grants								

EXPLORE EXCEL CHARTER SCHOOL								
Budget / Operating Plan								
2017-18								
	9,236,630	2,232,876	-	-	2,249,676	-	-	2,325,426
Total Revenue								
Total Expenses								
Net Income								
Actual Student Enrollment								
	Prior Year Actual	1st Quarter - 7/1 - 9/30			2nd Quarter - 10/1 - 12/31			3rd Q
	2016-17	Original	Revised	Variance	Original	Revised	Variance	Original
	Revenue Per	Budget	Budget		Budget	Budget		Budget
	Pupil							
Charter School Program (CSP) Planning & Implementation				-			-	
Other				-			-	
Other				-			-	
TOTAL REVENUE FROM FEDERAL SOURCES	318,643	50,400	-	-	67,200	-	-	136,950
LOCAL and OTHER REVENUE								
Contributions and Donations	10,000	-		-	-		-	6,000
Fundraising	500			-			-	
Erate Reimbursement	95,480	13,750		-	13,750		-	13,750
Earnings on Investments				-			-	
Interest Income	100			-			-	
Food Service (Income from meals)				-			-	
Text Book				-			-	
OTHER	<u>855</u>	<u>375</u>		-	<u>375</u>		-	<u>375</u>
TOTAL REVENUE FROM LOCAL and OTHER SOURCES	106,935	14,125	-	-	14,125	-	-	20,125
TOTAL REVENUE	9,236,630	2,232,876	-	-	2,249,676	-	-	2,325,426

EXPLORE EXCEL CHARTER SCHOOL
Budget / Operating Plan
2017-18

Total Revenue	9,236,630	2,232,876	-	-	2,249,676	-	-	2,325,426
Total Expenses	8,975,919	1,889,802	-	-	2,274,005	-	-	2,274,005
Net Income	260,711	343,074	-	-	(24,328)	-	-	51,422
Actual Student Enrollment	523	521	-	-	521	-	-	521
	Prior Year Actual	1st Quarter - 7/1 - 9/30			2nd Quarter - 10/1 - 12/31			3rd Q
	2016-17	Original	Revised		Original	Revised		Original
	Revenue Per Pupil	Budget	Budget	Variance	Budget	Budget	Variance	Budget

EXPENSES

ADMINISTRATIVE STAFF PERSONNEL COSTS

Avg. No. of Positions

Executive Management	-			-			-	
Instructional Management	3.00	249,600	87,398	-	87,398		-	87,398
Deans, Directors & Coordinators	8.80	701,828	172,945	-	172,945		-	172,945
CFO / Director of Finance	-			-			-	
Operation / Business Manager	6.50	379,578	121,528	-	121,528		-	121,528
Administrative Staff	5.00	262,500	58,523	-	58,523		-	58,523
TOTAL ADMINISTRATIVE STAFF	23.30	1,593,506	440,394	-	440,394	-	-	440,394

INSTRUCTIONAL PERSONNEL COSTS

Teachers - Regular	41.00	2,358,500	427,583	-	641,375		-	641,375
Teachers - SPED	9.00	470,000	100,833	-	151,250		-	151,250
Substitute Teachers	-	105,000	12,500	-	18,750		-	18,750
Teaching Assistants	2.10	106,972	12,255	-	18,382		-	18,382
Specialty Teachers	5.00	368,000	53,833	-	80,750		-	80,750
Aides	-			-			-	
Therapists & Counselors	5.00	247,058	50,804	-	76,206		-	76,206
Other	-	156,000	8,500	-	18,500		-	18,500
TOTAL INSTRUCTIONAL	62.10	3,811,530	666,308	-	1,005,213	-	-	1,005,213

NON-INSTRUCTIONAL PERSONNEL COSTS

Nurse	-			-			-	
Librarian	-			-			-	
Custodian	-			-			-	
Security	-			-			-	
Other	-			-			-	
TOTAL NON-INSTRUCTIONAL	-	-	-	-	-	-	-	-

SUBTOTAL PERSONNEL SERVICE COSTS

85.40	5,405,036	1,106,702	-	-	1,445,607	-	-	1,445,607
-------	-----------	-----------	---	---	-----------	---	---	-----------

PAYROLL TAXES AND BENEFITS

Payroll Taxes	459,049	79,892		-	119,839		-	119,839
Fringe / Employee Benefits	818,343	223,684		-	223,684		-	223,684

		EXPLORE EXCEL CHARTER SCHOOL Budget / Operating Plan 2017-18							
Total Revenue		9,236,630	2,232,876	-	-	2,249,676	-	-	2,325,426
Total Expenses		8,975,919	1,889,802	-	-	2,274,005	-	-	2,274,005
Net Income		260,711	343,074	-	-	(24,328)	-	-	51,422
Actual Student Enrollment		523	521	-	-	521	-	-	521
		Prior Year Actual	1st Quarter - 7/1 - 9/30			2nd Quarter - 10/1 - 12/31			3rd Quarter
		2016-17	Original	Revised		Original	Revised		Original
		Revenue Per Pupil	Budget	Budget	Variance	Budget	Budget	Variance	Budget
Retirement / Pension		40,705	375		-	375		-	375
TOTAL PAYROLL TAXES AND BENEFITS		1,318,097	303,951		-	343,898		-	343,898
TOTAL PERSONNEL SERVICE COSTS		6,723,133	1,410,653		-	1,789,505		-	1,789,505
CONTRACTED SERVICES									
Accounting / Audit		14,562	5,063		-	5,063		-	5,063
Legal		7,777			-			-	
Management Company Fee		878,651	231,746		-	231,746		-	231,746
Nurse Services					-			-	
Food Service / School Lunch					-			-	
Payroll Services		15,120	1,794		-	1,794		-	1,794
Special Ed Services		93,000	2,675		-	8,025		-	8,025
Titlement Services (i.e. Title I)					-			-	
Other Purchased / Professional / Consulting		65,125	21,500		-	21,500		-	21,500
TOTAL CONTRACTED SERVICES		1,074,235	262,777		-	268,127		-	268,127

EXPLORE EXCEL CHARTER SCHOOL
Budget / Operating Plan
2017-18

Total Revenue	9,236,630	2,232,876	-	-	2,249,676	-	-	2,325,426
Total Expenses	8,975,919	1,889,802	-	-	2,274,005	-	-	2,274,005
Net Income	260,711	343,074	-	-	(24,328)	-	-	51,422
Actual Student Enrollment	523	521	-	-	521	-	-	521
	Prior Year Actual	1st Quarter - 7/1 - 9/30			2nd Quarter - 10/1 - 12/31			3rd Quarter
	2016-17	Original	Revised		Original	Revised		Original
	Revenue Per Pupil	Budget	Budget	Variance	Budget	Budget	Variance	Budget
SCHOOL OPERATIONS								
Board Expenses				-			-	
Classroom / Teaching Supplies & Materials	193,600	32,000		-	32,000		-	32,000
Special Ed Supplies & Materials	8,000	2,500		-	2,500		-	2,500
Textbooks / Workbooks	31,979	10,531		-	10,531		-	10,531
Supplies & Materials other				-			-	
Equipment / Furniture	64,780	9,000		-	9,000		-	9,000
Telephone	78,000	21,450		-	21,450		-	21,450
Technology	235,900	51,075		-	51,075		-	51,075
Student Testing & Assessment	14,500	1,625		-	1,625		-	1,625
Field Trips	17,000	7,250		-	7,250		-	7,250
Transportation (student)	300	500		-	500		-	500
Student Services - other	90,750	16,206		-	16,206		-	16,206
Office Expense	86,537	17,000		-	17,000		-	17,000
Staff Development	87,000	16,000		-	16,000		-	16,000
Staff Recruitment	12,500	3,125		-	3,125		-	3,125
Student Recruitment / Marketing	15,000	3,750		-	3,750		-	3,750
School Meals / Lunch	34,871	8,835		-	8,835		-	8,835
Travel (Staff)	5,000	250		-	250		-	250
Fundraising				-			-	
Other	14,500	2,075		-	2,075		-	2,075
TOTAL SCHOOL OPERATIONS	990,217	203,172		-	203,172		-	203,172
FACILITY OPERATION & MAINTENANCE								
Insurance	48,833	10,700		-	10,700		-	10,700
Janitorial				-			-	
Building and Land Rent / Lease / Facility Finance Interest	4,000			-			-	
Repairs & Maintenance	15,500	2,500		-	2,500		-	2,500
Equipment / Furniture				-			-	
Security				-			-	
Utilities				-			-	
TOTAL FACILITY OPERATION & MAINTENANCE	68,333	13,200		-	13,200		-	13,200
DEPRECIATION & AMORTIZATION	120,000			-			-	
RESERVES / CONTINGENCY				-			-	

EXPLORE EXCEL CHARTER SCHOOL
Budget / Operating Plan
2017-18

Total Revenue	9,236,630	2,232,876	-	-	2,249,676	-	-	2,325,426
Total Expenses	8,975,919	1,889,802	-	-	2,274,005	-	-	2,274,005
Net Income	260,711	343,074	-	-	(24,328)	-	-	51,422
Actual Student Enrollment	523	521	-	-	521	-	-	521
	Prior Year Actual	1st Quarter - 7/1 - 9/30			2nd Quarter - 10/1 - 12/31			3rd C
	2016-17	Original	Revised		Original	Revised		Original
	Revenue Per Pupil	Budget	Budget	Variance	Budget	Budget	Variance	Budget
TOTAL EXPENSES	8,975,919	1,889,802	-	-	2,274,005	-	-	2,274,005
NET INCOME	260,711	343,074	-	-	(24,328)	-	-	51,422

2017-18
EXPLORE EXCEL CHARTER SCHOOL
Budget / Operating Plan
2017-18

	2016-17		2017-18		2017-18		2017-18	
	Actual	Budget	Original Budget	Revised Budget	Original Budget	Revised Budget	Variance	Original Budget
Total Revenue	9,236,630	2,232,876	-	-	2,249,676	-	-	2,325,426
Total Expenses	8,975,919	1,889,802	-	-	2,274,005	-	-	2,274,005
Net Income	260,711	343,074	-	-	(24,328)	-	-	51,422
Actual Student Enrollment	523	521	-	-	521	-	-	521
	Prior Year Actual	1st Quarter - 7/1 - 9/30			2nd Quarter - 10/1 - 12/31			3rd Q
	2016-17	Original	Revised	Variance	Original	Revised	Variance	Original
	Revenue Per Pupil	Budget	Budget		Budget	Budget		Budget
ENROLLMENT - *School Districts Are Linked To Above Entries*								
Number of Districts:	1	1	-	-	1	-	-	1
NYC CHANCELLOR'S OFFICE	523	521	-	-	521	-	-	521
-	-	-	-	-	-	-	-	-
-	-	-	-	-	-	-	-	-
-	-	-	-	-	-	-	-	-
-	-	-	-	-	-	-	-	-
-	-	-	-	-	-	-	-	-
-	-	-	-	-	-	-	-	-
-	-	-	-	-	-	-	-	-
-	-	-	-	-	-	-	-	-
-	-	-	-	-	-	-	-	-
-	-	-	-	-	-	-	-	-
-	-	-	-	-	-	-	-	-
-	-	-	-	-	-	-	-	-
-	-	-	-	-	-	-	-	-
-	-	-	-	-	-	-	-	-
-	-	-	-	-	-	-	-	-
-	-	-	-	-	-	-	-	-
ALL OTHER School Districts: (Weighted Avg)	-	-	-	-	-	-	-	-
TOTAL ENROLLMENT	523	521	-	-	521	-	-	521
REVENUE PER PUPIL	17,661	4,286	-	-	4,318	-	-	4,463
EXPENSES PER PUPIL	17,162	3,627	-	-	4,365	-	-	4,365

Total Revenue	-	-	2,454,100	-	-
Total Expenses	-	-	2,808,208	-	-
Net Income	-	-	(354,108)	-	-
Actual Student Enrollment	-	-	521	-	-
	Quarter - 1/1 - 3/31		4th Quarter - 4/1 - 6/30		
	Revised Budget	Variance	Original Budget	Revised Budget	Variance
Charter School Program (CSP) Planning & Implementation		-			-
Other		-			-
Other		-			-
TOTAL REVENUE FROM FEDERAL SOURCES	-	-	67,200	-	-
LOCAL and OTHER REVENUE					
Contributions and Donations		-	6,000		-
Fundraising		-			-
Erate Reimbursement		-	13,750		-
Earnings on Investments		-			-
Interest Income		-			-
Food Service (Income from meals)		-			-
Text Book		-			-
OTHER		-	375		-
TOTAL REVENUE FROM LOCAL and OTHER SOURCES	-	-	20,125	-	-
TOTAL REVENUE	-	-	2,454,100	-	-

Total Revenue		-	-	2,454,100	-
Total Expenses		-	-	2,808,208	-
Net Income		-	-	(354,108)	-
Actual Student Enrollment		-	-	521	-
		Quarter - 1/1 - 3/31		4th Quarter - 4/1 - 6/30	
		Revised Budget	Variance	Original Budget	Revised Budget
				Variance	
EXPENSES					
ADMINISTRATIVE STAFF PERSONNEL COSTS		Avg. No. of Positions			
Executive Management	-		-		-
Instructional Management	3.00		-	87,398	-
Deans, Directors & Coordinators	8.80		-	172,945	-
CFO / Director of Finance	-		-		-
Operation / Business Manager	6.50		-	121,528	-
Administrative Staff	5.00		-	58,523	-
TOTAL ADMINISTRATIVE STAFF	23.30	-	-	440,394	-
INSTRUCTIONAL PERSONNEL COSTS					
Teachers - Regular	41.00		-	855,167	-
Teachers - SPED	9.00		-	201,667	-
Substitute Teachers	-		-	25,000	-
Teaching Assistants	2.10		-	24,511	-
Specialty Teachers	5.00		-	107,667	-
Aides	-		-		-
Therapists & Counselors	5.00		-	101,608	-
Other	-		-	23,500	-
TOTAL INSTRUCTIONAL	62.10	-	-	1,339,120	-
NON-INSTRUCTIONAL PERSONNEL COSTS					
Nurse	-		-		-
Librarian	-		-		-
Custodian	-		-		-
Security	-		-		-
Other	-		-		-
TOTAL NON-INSTRUCTIONAL	-	-	-	-	-
SUBTOTAL PERSONNEL SERVICE COSTS		85.40	-	1,779,514	-
PAYROLL TAXES AND BENEFITS					
Payroll Taxes	-		-	159,786	-
Fringe / Employee Benefits	-		-	223,684	-

Total Revenue		-	-	2,454,100	-	-
Total Expenses		-	-	2,808,208	-	-
Net Income		-	-	(354,108)	-	-
Actual Student Enrollment		-	-	521	-	-
		Quarter - 1/1 - 3/31		4th Quarter - 4/1 - 6/30		
		Revised Budget	Variance	Original Budget	Revised Budget	Variance
Retirement / Pension			-	<u>30,375</u>		-
TOTAL PAYROLL TAXES AND BENEFITS		-	-	413,845	-	-
TOTAL PERSONNEL SERVICE COSTS			-	2,193,359	-	-
CONTRACTED SERVICES			-			-
Accounting / Audit			-	5,063		-
Legal			-			-
Management Company Fee			-	231,746		-
Nurse Services			-			-
Food Service / School Lunch			-			-
Payroll Services			-	1,794		-
Special Ed Services			-	13,375		-
Titlement Services (i.e. Title I)			-			-
Other Purchased / Professional / Consulting			-	<u>21,500</u>		-
TOTAL CONTRACTED SERVICES		-	-	273,477	-	-

Total Revenue	-	-	2,454,100	-	-
Total Expenses	-	-	2,808,208	-	-
Net Income	-	-	(354,108)	-	-
Actual Student Enrollment	-	-	521	-	-
	Quarter - 1/1 - 3/31		4th Quarter - 4/1 - 6/30		
	Revised Budget	Variance	Original Budget	Revised Budget	Variance
SCHOOL OPERATIONS					
Board Expenses		-			-
Classroom / Teaching Supplies & Materials		-	32,000		-
Special Ed Supplies & Materials		-	2,500		-
Textbooks / Workbooks		-	10,531		-
Supplies & Materials other		-			-
Equipment / Furniture		-	9,000		-
Telephone		-	21,450		-
Technology		-	51,075		-
Student Testing & Assessment		-	1,625		-
Field Trips		-	7,250		-
Transportation (student)		-	500		-
Student Services - other		-	16,206		-
Office Expense		-	17,000		-
Staff Development		-	16,000		-
Staff Recruitment		-	3,125		-
Student Recruitment / Marketing		-	3,750		-
School Meals / Lunch		-	8,835		-
Travel (Staff)		-	250		-
Fundraising		-			-
Other		-	2,075		-
TOTAL SCHOOL OPERATIONS	-	-	203,172	-	-
FACILITY OPERATION & MAINTENANCE					
Insurance		-	10,700		-
Janitorial		-			-
Building and Land Rent / Lease / Facility Finance Interest		-			-
Repairs & Maintenance		-	2,500		-
Equipment / Furniture		-			-
Security		-			-
Utilities		-			-
TOTAL FACILITY OPERATION & MAINTENANCE	-	-	13,200	-	-
DEPRECIATION & AMORTIZATION		-	125,000		-
RESERVES / CONTINGENCY		-			-

Total Revenue	-	-	2,454,100	-	-
Total Expenses	-	-	2,808,208	-	-
Net Income	-	-	(354,108)	-	-
Actual Student Enrollment	-	-	521	-	-
	Quarter - 1/1 - 3/31		4th Quarter - 4/1 - 6/30		
	Revised	Variance	Original	Revised	Variance
	Budget		Budget	Budget	
TOTAL EXPENSES	-	-	2,808,208	-	-
NET INCOME	-	-	(354,108)	-	-

Total Revenue	-	-	2,454,100	-	-
Total Expenses	-	-	2,808,208	-	-
Net Income	Quarter - 1/1 - 3/31		(354,108)	-	-
Actual Student Enrollment	-	-	521	-	-
	Quarter - 1/1 - 3/31		4th Quarter - 4/1 - 6/30		
	Revised		Original	Revised	
	Budget	Variance	Budget	Budget	Variance
ENROLLMENT - *School Districts Are Linked To Above Entries*					
Number of Districts:	-	-	1	-	-
NYC CHANCELLOR'S OFFICE	-	-	521	-	-
-	-	-	-	-	-
-	-	-	-	-	-
-	-	-	-	-	-
-	-	-	-	-	-
-	-	-	-	-	-
-	-	-	-	-	-
-	-	-	-	-	-
-	-	-	-	-	-
-	-	-	-	-	-
-	-	-	-	-	-
-	-	-	-	-	-
-	-	-	-	-	-
-	-	-	-	-	-
-	-	-	-	-	-
-	-	-	-	-	-
-	-	-	-	-	-
ALL OTHER School Districts: (Weighted Avg)	-	-	-	-	-
TOTAL ENROLLMENT	=	=	521	=	=
REVENUE PER PUPIL	=	=	4,710	=	=
EXPENSES PER PUPIL	-	-	5,390	-	-

	EXPLORE EXCEL CHARTER SCHOOL					DESCRIPTION OF ASSUMPTIONS
	Budget / Operating Plan			2017-18		
Total Revenue	9,262,079	9,262,079	-	25,449	25,449	
Total Expenses	9,246,020	9,246,020	-	(270,101)	(270,101)	
Net Income	16,059	16,059	-	(244,651)	(244,651)	
Actual Student Enrollment						
	Total Year			VARIANCE		
	Original Budget	Revised Budget	Variance	Original Budget vs. PY Budget	Revised Budget vs. PY Budget	
Charter School Program (CSP) Planning & Implementation	-	-	-	-	-	
Other	-	-	-	-	-	
Other	-	-	-	-	-	
TOTAL REVENUE FROM FEDERAL SOURCES	321,750	321,750	-	3,107	3,107	
LOCAL and OTHER REVENUE						
Contributions and Donations	12,000	12,000	-	2,000	2,000	
Fundraising	-	-	-	(500)	(500)	
Erate Reimbursement	55,000	55,000	-	(40,480)	(40,480)	
Earnings on Investments	-	-	-	-	-	
Interest Income	-	-	-	(100)	(100)	
Food Service (Income from meals)	-	-	-	-	-	
Text Book	-	-	-	-	-	
OTHER	<u>1,500</u>	<u>1,500</u>	<u>-</u>	<u>645</u>	<u>645</u>	
TOTAL REVENUE FROM LOCAL and OTHER SOURCES	68,500	68,500	-	(38,435)	(38,435)	
TOTAL REVENUE	9,262,079	9,262,079	-	25,449	25,449	

		EXPLORE EXCEL CHARTER SCHOOL					DESCRIPTION OF ASSUMPTIONS
		Budget / Operating Plan			2017-18		
		9,262,079	9,262,079	-	25,449	25,449	
		9,246,020	9,246,020	-	(270,101)	(270,101)	
		16,059	16,059	-	(244,651)	(244,651)	
		Total Year			VARIANCE		
		Original Budget	Revised Budget	Variance	Original Budget vs. PY Budget	Revised Budget vs. PY Budget	
Total Revenue		9,262,079	9,262,079	-	25,449	25,449	
Total Expenses		9,246,020	9,246,020	-	(270,101)	(270,101)	
Net Income		16,059	16,059	-	(244,651)	(244,651)	
Actual Student Enrollment							
EXPENSES							
ADMINISTRATIVE STAFF PERSONNEL COSTS							
	Avg. No. of Positions						
Executive Management	-	-	-	-	-	-	
Instructional Management	3.00	349,592	349,592	-	(99,992)	(99,992)	
Deans, Directors & Coordinators	8.80	691,780	691,780	-	10,048	10,048	
CFO / Director of Finance	-	-	-	-	-	-	
Operation / Business Manager	6.50	486,112	486,112	-	(106,534)	(106,534)	
Administrative Staff	5.00	234,092	234,092	-	28,408	28,408	
TOTAL ADMINISTRATIVE STAFF	23.30	1,761,576	1,761,576	-	(168,070)	(168,070)	
INSTRUCTIONAL PERSONNEL COSTS							
Teachers - Regular	41.00	2,565,500	2,565,500	-	(207,000)	(207,000)	
Teachers - SPED	9.00	605,000	605,000	-	(135,000)	(135,000)	
Substitute Teachers	-	75,000	75,000	-	30,000	30,000	
Teaching Assistants	2.10	73,530	73,530	-	33,442	33,442	
Specialty Teachers	5.00	323,000	323,000	-	45,000	45,000	
Aides	-	-	-	-	-	-	
Therapists & Counselors	5.00	304,824	304,824	-	(57,766)	(57,766)	
Other	-	69,000	69,000	-	87,000	87,000	
TOTAL INSTRUCTIONAL	62.10	4,015,854	4,015,854	-	(204,324)	(204,324)	
NON-INSTRUCTIONAL PERSONNEL COSTS							
Nurse	-	-	-	-	-	-	
Librarian	-	-	-	-	-	-	
Custodian	-	-	-	-	-	-	
Security	-	-	-	-	-	-	
Other	-	-	-	-	-	-	
TOTAL NON-INSTRUCTIONAL	-	-	-	-	-	-	
SUBTOTAL PERSONNEL SERVICE COSTS	85.40	5,777,430	5,777,430	-	(372,394)	(372,394)	
PAYROLL TAXES AND BENEFITS							
Payroll Taxes		479,357	479,357	-	(20,308)	(20,308)	
Fringe / Employee Benefits		894,736	894,736	-	(76,393)	(76,393)	

		EXPLORE EXCEL CHARTER SCHOOL					DESCRIPTION OF ASSUMPTIONS
		Budget / Operating Plan			2017-18		
Total Revenue		9,262,079	9,262,079	-	25,449	25,449	
Total Expenses		9,246,020	9,246,020	-	(270,101)	(270,101)	
Net Income		16,059	16,059	-	(244,651)	(244,651)	
Actual Student Enrollment							
		Total Year			VARIANCE		
		Original Budget	Revised Budget	Variance	Original Budget vs. PY Budget	Revised Budget vs. PY Budget	
Retirement / Pension		31,500	31,500	-	9,205	9,205	
TOTAL PAYROLL TAXES AND BENEFITS		1,405,592	1,405,592	-	(87,495)	(87,495)	
TOTAL PERSONNEL SERVICE COSTS							85.40
TOTAL PERSONNEL SERVICE COSTS		7,183,022	7,183,022	-	(459,889)	(459,889)	
CONTRACTED SERVICES							
Accounting / Audit		20,250	20,250	-	(5,688)	(5,688)	
Legal		-	-	-	7,777	7,777	
Management Company Fee		926,984	926,984	-	(48,333)	(48,333)	
Nurse Services		-	-	-	-	-	
Food Service / School Lunch		-	-	-	-	-	
Payroll Services		7,175	7,175	-	7,945	7,945	
Special Ed Services		32,100	32,100	-	60,900	60,900	
Titlement Services (i.e. Title I)		-	-	-	-	-	
Other Purchased / Professional / Consulting		86,000	86,000	-	(20,875)	(20,875)	
TOTAL CONTRACTED SERVICES		1,072,509	1,072,509	-	1,726	1,726	

EXPLORE EXCEL CHARTER SCHOOL
Budget / Operating Plan
2017-18

Total Revenue	9,262,079	9,262,079	-	25,449	25,449
Total Expenses	9,246,020	9,246,020	-	(270,101)	(270,101)
Net Income	16,059	16,059	-	(244,651)	(244,651)
Actual Student Enrollment					

Total Year			VARIANCE	
Original Budget	Revised Budget	Variance	Original Budget vs. PY Budget	Revised Budget vs. PY Budget

DESCRIPTION OF ASSUMPTIONS

SCHOOL OPERATIONS

Board Expenses	-	-	-	-	-
Classroom / Teaching Supplies & Materials	128,000	128,000	-	65,600	65,600
Special Ed Supplies & Materials	10,000	10,000	-	(2,000)	(2,000)
Textbooks / Workbooks	42,124	42,124	-	(10,145)	(10,145)
Supplies & Materials other	-	-	-	-	-
Equipment / Furniture	36,000	36,000	-	28,780	28,780
Telephone	85,800	85,800	-	(7,800)	(7,800)
Technology	204,300	204,300	-	31,600	31,600
Student Testing & Assessment	6,500	6,500	-	8,000	8,000
Field Trips	29,000	29,000	-	(12,000)	(12,000)
Transportation (student)	2,000	2,000	-	(1,700)	(1,700)
Student Services - other	64,824	64,824	-	25,926	25,926
Office Expense	68,000	68,000	-	18,537	18,537
Staff Development	64,000	64,000	-	23,000	23,000
Staff Recruitment	12,500	12,500	-	-	-
Student Recruitment / Marketing	15,000	15,000	-	-	-
School Meals / Lunch	35,340	35,340	-	(469)	(469)
Travel (Staff)	1,000	1,000	-	4,000	4,000
Fundraising	-	-	-	-	-
Other	8,300	8,300	-	6,200	6,200
TOTAL SCHOOL OPERATIONS	812,688	812,688	-	177,529	177,529

FACILITY OPERATION & MAINTENANCE

Insurance	42,800	42,800	-	6,033	6,033
Janitorial	-	-	-	-	-
Building and Land Rent / Lease / Facility Finance Interest	-	-	-	4,000	4,000
Repairs & Maintenance	10,000	10,000	-	5,500	5,500
Equipment / Furniture	-	-	-	-	-
Security	-	-	-	-	-
Utilities	-	-	-	-	-
TOTAL FACILITY OPERATION & MAINTENANCE	52,800	52,800	-	15,533	15,533

DEPRECIATION & AMORTIZATION

	125,000	125,000	-	(5,000)	(5,000)
--	---------	---------	---	---------	---------

RESERVES / CONTINGENCY

	-	-	-	-	-
--	---	---	---	---	---

EXPLORE EXCEL CHARTER SCHOOL
Budget / Operating Plan
2017-18

Total Revenue	9,262,079	9,262,079	-	25,449	25,449
Total Expenses	9,246,020	9,246,020	-	(270,101)	(270,101)
Net Income	16,059	16,059	-	(244,651)	(244,651)
Actual Student Enrollment					
	Total Year			VARIANCE	
	Original Budget	Revised Budget	Variance	Original Budget vs. PY Budget	Revised Budget vs. PY Budget
TOTAL EXPENSES	9,246,020	9,246,020	-	(270,101)	(270,101)
NET INCOME	16,059	16,059	-	(244,651)	(244,651)

DESCRIPTION OF ASSUMPTIONS

**EXPLORE EXCEL CHARTER SCHOOL
BALANCE SHEET
2017-18**

Please enter balance sheet data for the Ed Corp
Explore Charter Schools of Brooklyn
only on this template.

The balance sheet should include data for
all charter schools operated by the Ed Corp.

	<u>Prior Year</u>	Q1	Q2	Q3	Q4
	<u>2016-17</u>	<u>As of 9/30</u>	<u>As of 12/31</u>	<u>As of 3/31</u>	<u>As of 6/30</u>
<u>ASSETS</u>					
<u>CURRENT ASSETS</u>					
Cash and cash equivalents	14,748,648	-	-	-	-
Grants and contracts receivable	289,333	-	-	-	-
Accounts receivables	1,690	-	-	-	-
Prepaid Expenses	217,917	-	-	-	-
Contributions and other receivables	-	-	-	-	-
TOTAL CURRENT ASSETS	15,257,588	-	-	-	-
<u>PROPERTY, BUILDING AND EQUIPMENT, net</u>	2,189,159	-	-	-	-
<u>OTHER ASSETS</u>	123,368	-	-	-	-
TOTAL ASSETS	17,570,115	-	-	-	-
<u>LIABILITIES AND NET ASSETS</u>					
<u>CURRENT LIABILITIES</u>					
Accounts payable and accrued expenses	56,254	-	-	-	-
Accrued payroll and benefits	225,121	-	-	-	-
Deferred Revenue	5,888	-	-	-	-
Current maturities of long-term debt	-	-	-	-	-
Short Term Debt - Bonds, Notes Payable	-	-	-	-	-
Other	4,702	-	-	-	-
TOTAL CURRENT LIABILITIES	291,965	-	-	-	-
<u>LONG-TERM DEBT and NOTES PAYABLE, net current maturities</u>	-	-	-	-	-
TOTAL LIABILITIES	291,965	-	-	-	-
<u>NET ASSETS</u>					
Unrestricted	17,278,150	-	-	-	-
Temporarily restricted	-	-	-	-	-
TOTAL NET ASSETS	17,278,150	-	-	-	-
TOTAL LIABILITIES AND NET ASSETS	17,570,115	-	-	-	-

EXPLORE EXCEL CHARTER S
Budget / Operating Plan

2017-18

Total Revenue	-	2,232,876	-	-	2,249,676	-	-
Total Expenses	-	1,889,802	-	-	2,274,005	-	-
Net Income	-	343,074	-	-	(24,328)	-	-
Actual Student Enrollment	-	521	-	-	521	-	-

	1st Quarter - 7/1 - 9/30			2nd Quarter - 10/1 - 12/31			3rd Q
	Actual	Current Budget	Variance	Actual	Current Budget	Variance	Actual
	*NOTE: Enrollment, Revenue and Expenditure Data IN the 'Total and Variance Analysis' Section is Based on LAST ACTUAL Quarter Completed						
Other	-	-	-	-	-	-	-
TOTAL REVENUE FROM FEDERAL SOURCES	-	50,400	-	-	67,200	-	-
LOCAL and OTHER REVENUE							
Contributions and Donations		-	-		-	-	
Fundraising		-	-		-	-	
Erate Reimbursement		13,750	-		13,750	-	
Earnings on Investments		-	-		-	-	
Interest Income		-	-		-	-	
Food Service (Income from meals)		-	-		-	-	
Text Book		-	-		-	-	
OTHER		375	-		375	-	
TOTAL REVENUE FROM LOCAL and OTHER SOURCES	-	14,125	-	-	14,125	-	-
TOTAL REVENUE	-	2,232,876	-	-	2,249,676	-	-

EXPLORE EXCEL CHARTER SCHOOL DISTRICT
Budget / Operating Plan

2017-18

Total Revenue	-	2,232,876	-	-	2,249,676	-	-
Total Expenses	-	1,889,802	-	-	2,274,005	-	-
Net Income	-	343,074	-	-	(24,328)	-	-
Actual Student Enrollment	-	521	-	-	521	-	-

*NOTE: Enrollment, Revenue and Expenditure Data IN the 'Total and Variance Analysis' Section is Based on LAST ACTUAL Quarter Completed	1st Quarter - 7/1 - 9/30			2nd Quarter - 10/1 - 12/31			3rd Quarter
	Actual	Current Budget	Variance	Actual	Current Budget	Variance	Actual

EXPENSES

ADMINISTRATIVE STAFF PERSONNEL COSTS

	Quarter 0 No. of Positions						
Executive Management	-		-		-		
Instructional Management	-		87,398		87,398		
Deans, Directors & Coordinators	-		172,945		172,945		
CFO / Director of Finance	-		-		-		
Operation / Business Manager	-		121,528		121,528		
Administrative Staff	-		58,523		58,523		
TOTAL ADMINISTRATIVE STAFF	-		440,394		440,394		

INSTRUCTIONAL PERSONNEL COSTS

Teachers - Regular	-		427,583		641,375		
Teachers - SPED	-		100,833		151,250		
Substitute Teachers	-		12,500		18,750		
Teaching Assistants	-		12,255		18,382		
Specialty Teachers	-		53,833		80,750		
Aides	-		-		-		
Therapists & Counselors	-		50,804		76,206		
Other	-		8,500		18,500		
TOTAL INSTRUCTIONAL	-		666,308		1,005,213		

NON-INSTRUCTIONAL PERSONNEL COSTS

Nurse	-		-		-		
Librarian	-		-		-		
Custodian	-		-		-		
Security	-		-		-		
Other	-		-		-		
TOTAL NON-INSTRUCTIONAL	-		-		-		

SUBTOTAL PERSONNEL SERVICE COSTS

	-		-		-		
--	---	--	---	--	---	--	--

PAYROLL TAXES AND BENEFITS

Payroll Taxes		79,892		119,839		
Fringe / Employee Benefits		223,684		223,684		
Retirement / Pension		375		375		
TOTAL PAYROLL TAXES AND BENEFITS		303,951		343,898		

TOTAL PERSONNEL SERVICE COSTS

	-		1,410,653		1,789,505		
--	---	--	-----------	--	-----------	--	--

EXPLORE EXCEL CHARTER S
Budget / Operating Plan

2017-18

Total Revenue	-	2,232,876	-	-	2,249,676	-	-
Total Expenses	-	1,889,802	-	-	2,274,005	-	-
Net Income	-	343,074	-	-	(24,328)	-	-
Actual Student Enrollment	-	521	-	-	521	-	-

*NOTE: Enrollment, Revenue and Expenditure Data IN the 'Total and Variance Analysis' Section is Based on LAST ACTUAL Quarter Completed	1st Quarter - 7/1 - 9/30			2nd Quarter - 10/1 - 12/31			3rd Q
	Actual	Current Budget	Variance	Actual	Current Budget	Variance	Actual
	CONTRACTED SERVICES						
Accounting / Audit		5,063	-		5,063	-	
Legal		-	-		-	-	
Management Company Fee		231,746	-		231,746	-	
Nurse Services		-	-		-	-	
Food Service / School Lunch		-	-		-	-	
Payroll Services		1,794	-		1,794	-	
Special Ed Services		2,675	-		8,025	-	
Titlement Services (i.e. Title I)		-	-		-	-	
Other Purchased / Professional / Consulting		21,500	-		21,500	-	
TOTAL CONTRACTED SERVICES	-	262,777	-	-	268,127	-	-

EXPLORE EXCEL CHARTER S
Budget / Operating Plan

2017-18

Total Revenue	-	2,232,876	-	-	2,249,676	-	-
Total Expenses	-	1,889,802	-	-	2,274,005	-	-
Net Income	-	343,074	-	-	(24,328)	-	-
Actual Student Enrollment	-	521	-	-	521	-	-

	1st Quarter - 7/1 - 9/30			2nd Quarter - 10/1 - 12/31			3rd Q
*NOTE: Enrollment, Revenue and Expenditure Data IN the 'Total and Variance Analysis' Section is Based on LAST ACTUAL Quarter Completed	Actual	Current Budget	Variance	Actual	Current Budget	Variance	Actual

SCHOOL OPERATIONS

Board Expenses		-			-		
Classroom / Teaching Supplies & Materials		32,000	-		32,000	-	
Special Ed Supplies & Materials		2,500	-		2,500	-	
Textbooks / Workbooks		10,531	-		10,531	-	
Supplies & Materials other		-	-		-	-	
Equipment / Furniture		9,000	-		9,000	-	
Telephone		21,450	-		21,450	-	
Technology		51,075	-		51,075	-	
Student Testing & Assessment		1,625	-		1,625	-	
Field Trips		7,250	-		7,250	-	
Transportation (student)		500	-		500	-	
Student Services - other		16,206	-		16,206	-	
Office Expense		17,000	-		17,000	-	
Staff Development		16,000	-		16,000	-	
Staff Recruitment		3,125	-		3,125	-	
Student Recruitment / Marketing		3,750	-		3,750	-	
School Meals / Lunch		8,835	-		8,835	-	
Travel (Staff)		250	-		250	-	
Fundraising		-	-		-	-	
Other		2,075	-		2,075	-	
TOTAL SCHOOL OPERATIONS		203,172	-		203,172	-	

FACILITY OPERATION & MAINTENANCE

Insurance		10,700			10,700		
Janitorial		-	-		-	-	
Building and Land Rent / Lease / Facility Finance Interest		-	-		-	-	
Repairs & Maintenance		2,500	-		2,500	-	
Equipment / Furniture		-	-		-	-	
Security		-	-		-	-	
Utilities		-	-		-	-	
TOTAL FACILITY OPERATION & MAINTENANCE		13,200	-		13,200	-	

**DEPRECIATION & AMORTIZATION
RESERVES / CONTINGENCY**

		-			-		
		-	-		-	-	

TOTAL EXPENSES	-	1,889,802	-	-	2,274,005	-	-
-----------------------	---	------------------	---	---	------------------	---	---

EXPLORE EXCEL CHARTER S
Budget / Operating Plan

2017-18

Total Revenue	-	2,232,876	-	-	2,249,676	-	-
Total Expenses	-	1,889,802	-	-	2,274,005	-	-
Net Income	-	343,074	-	-	(24,328)	-	-
Actual Student Enrollment	-	521	-	-	521	-	-

*NOTE: Enrollment, Revenue and Expenditure Data IN the 'Total and Variance Analysis' Section is Based on LAST ACTUAL Quarter Completed	1st Quarter - 7/1 - 9/30			2nd Quarter - 10/1 - 12/31			3rd Q
	Actual	Current Budget	Variance	Actual	Current Budget	Variance	Actual
NET INCOME	-	343,074	-	-	(24,328)	-	-

2017-18

Total Revenue	-	2,232,876	-	-	2,249,676	-	-
Total Expenses	-	1,889,802	-	-	2,274,005	-	-
Net Income	-	343,074	-	-	(24,328)	-	-
Actual Student Enrollment	-	521	-	-	521	-	-

3rd C

1st Quarter - 7/1 - 9/30

2nd Quarter - 10/1 - 12/31

3rd C

*NOTE: Enrollment, Revenue and Expenditure Data IN the 'Total and Variance Analysis' Section is Based on LAST ACTUAL Quarter Completed

	Actual	Current Budget	Variance	Actual	Current Budget	Variance	Actual
ENROLLMENT - *School Districts Are Linked To Above Entries*							
NYC CHANCELLOR'S OFFICE	-	521	-	-	521	-	-
-	-	-	-	-	-	-	-
-	-	-	-	-	-	-	-
-	-	-	-	-	-	-	-
-	-	-	-	-	-	-	-
-	-	-	-	-	-	-	-
-	-	-	-	-	-	-	-
-	-	-	-	-	-	-	-
-	-	-	-	-	-	-	-
-	-	-	-	-	-	-	-
-	-	-	-	-	-	-	-
-	-	-	-	-	-	-	-
-	-	-	-	-	-	-	-
-	-	-	-	-	-	-	-
-	-	-	-	-	-	-	-
-	-	-	-	-	-	-	-
-	-	-	-	-	-	-	-
ALL OTHER School Districts: (Count = 0)	-	-	-	-	-	-	-
TOTAL ENROLLMENT	-	521	-	-	521	-	-
REVENUE PER PUPIL	-	4,286	-	-	4,318	-	-
EXPENSES PER PUPIL	-	3,627	-	-	4,365	-	-

**SCHOOL
n**

Total Revenue	2,325,426	-	-	2,454,100	-
Total Expenses	2,274,005	-	-	2,808,208	-
Net Income	51,422	-	-	(354,108)	-
Actual Student Enrollment	521	-	-	521	-
	Quarter - 1/1 - 3/31		4th Quarter - 4/1 - 6/30		
*NOTE: Enrollment, Revenue and Expenditure Data IN the 'Total and Variance Analysis' Section is Based on LAST ACTUAL Quarter Completed	Current			Current	
	Budget	Variance	Actual	Budget	Variance
Other	-	-		-	-
TOTAL REVENUE FROM FEDERAL SOURCES	136,950	-	-	67,200	-
LOCAL and OTHER REVENUE					
Contributions and Donations	6,000	-		6,000	-
Fundraising	-	-		-	-
Erate Reimbursement	13,750	-		13,750	-
Earnings on Investments	-	-		-	-
Interest Income	-	-		-	-
Food Service (Income from meals)	-	-		-	-
Text Book	-	-		-	-
OTHER	<u>375</u>	-		<u>375</u>	-
TOTAL REVENUE FROM LOCAL and OTHER SOURCES	20,125	-	-	20,125	-
TOTAL REVENUE	<u>2,325,426</u>	-	-	<u>2,454,100</u>	-

**SCHOOL
n**

Total Revenue	2,325,426	-	-	2,454,100	-
Total Expenses	2,274,005	-	-	2,808,208	-
Net Income	51,422	-	-	(354,108)	-
Actual Student Enrollment	521	-	-	521	-

*NOTE: Enrollment, Revenue and Expenditure Data IN the 'Total and Variance Analysis' Section is Based on LAST ACTUAL Quarter Completed	Quarter - 1/1 - 3/31		4th Quarter - 4/1 - 6/30		
	Current Budget	Variance	Actual	Current Budget	Variance

EXPENSES	Quarter 0 No. of Positions	Quarter - 1/1 - 3/31		4th Quarter - 4/1 - 6/30	
		Current Budget	Variance	Actual	Current Budget
ADMINISTRATIVE STAFF PERSONNEL COSTS					
Executive Management	-	-	-	-	-
Instructional Management	-	87,398	-	87,398	-
Deans, Directors & Coordinators	-	172,945	-	172,945	-
CFO / Director of Finance	-	-	-	-	-
Operation / Business Manager	-	121,528	-	121,528	-
Administrative Staff	-	58,523	-	58,523	-
TOTAL ADMINISTRATIVE STAFF	-	440,394	-	440,394	-
INSTRUCTIONAL PERSONNEL COSTS					
Teachers - Regular	-	641,375	-	855,167	-
Teachers - SPED	-	151,250	-	201,667	-
Substitute Teachers	-	18,750	-	25,000	-
Teaching Assistants	-	18,382	-	24,511	-
Specialty Teachers	-	80,750	-	107,667	-
Aides	-	-	-	-	-
Therapists & Counselors	-	76,206	-	101,608	-
Other	-	18,500	-	23,500	-
TOTAL INSTRUCTIONAL	-	1,005,213	-	1,339,120	-
NON-INSTRUCTIONAL PERSONNEL COSTS					
Nurse	-	-	-	-	-
Librarian	-	-	-	-	-
Custodian	-	-	-	-	-
Security	-	-	-	-	-
Other	-	-	-	-	-
TOTAL NON-INSTRUCTIONAL	-	-	-	-	-
SUBTOTAL PERSONNEL SERVICE COSTS	-	1,445,607	-	1,779,514	-
PAYROLL TAXES AND BENEFITS					
Payroll Taxes		119,839	-	159,786	-
Fringe / Employee Benefits		223,684	-	223,684	-
Retirement / Pension		375	-	30,375	-
TOTAL PAYROLL TAXES AND BENEFITS		343,898	-	413,845	-
TOTAL PERSONNEL SERVICE COSTS	-	1,789,505	-	2,193,359	-

SCHOOL n					
Total Revenue	2,325,426	-	-	2,454,100	-
Total Expenses	2,274,005	-	-	2,808,208	-
Net Income	51,422	-	-	(354,108)	-
Actual Student Enrollment	521	-	-	521	-
	Quarter - 1/1 - 3/31		4th Quarter - 4/1 - 6/30		
*NOTE: Enrollment, Revenue and Expenditure Data IN the 'Total and Variance Analysis' Section is Based on LAST ACTUAL Quarter Completed	SCHOOL n				
	Current Budget	Variance	Actual	Current Budget	Variance
CONTRACTED SERVICES					
Accounting / Audit	5,063	-		5,063	-
Legal	-	-		-	-
Management Company Fee	231,746	-		231,746	-
Nurse Services	-	-		-	-
Food Service / School Lunch	-	-		-	-
Payroll Services	1,794	-		1,794	-
Special Ed Services	8,025	-		13,375	-
Titlement Services (i.e. Title I)	-	-		-	-
Other Purchased / Professional / Consulting	<u>21,500</u>	-		<u>21,500</u>	-
TOTAL CONTRACTED SERVICES	<u>268,127</u>	-	-	<u>273,477</u>	-

**SCHOOL
n**

Total Revenue	2,325,426	-	-	2,454,100	-
Total Expenses	2,274,005	-	-	2,808,208	-
Net Income	51,422	-	-	(354,108)	-
Actual Student Enrollment	521	-	-	521	-

*NOTE: Enrollment, Revenue and Expenditure Data IN the 'Total and Variance Analysis' Section is Based on LAST ACTUAL Quarter Completed	Quarter - 1/1 - 3/31		4th Quarter - 4/1 - 6/30		
	Current Budget	Variance	Actual	Current Budget	Variance

SCHOOL OPERATIONS	Current Budget	Variance	Actual	Current Budget	Variance
Board Expenses	-	-	-	-	-
Classroom / Teaching Supplies & Materials	32,000	-	-	32,000	-
Special Ed Supplies & Materials	2,500	-	-	2,500	-
Textbooks / Workbooks	10,531	-	-	10,531	-
Supplies & Materials other	-	-	-	-	-
Equipment / Furniture	9,000	-	-	9,000	-
Telephone	21,450	-	-	21,450	-
Technology	51,075	-	-	51,075	-
Student Testing & Assessment	1,625	-	-	1,625	-
Field Trips	7,250	-	-	7,250	-
Transportation (student)	500	-	-	500	-
Student Services - other	16,206	-	-	16,206	-
Office Expense	17,000	-	-	17,000	-
Staff Development	16,000	-	-	16,000	-
Staff Recruitment	3,125	-	-	3,125	-
Student Recruitment / Marketing	3,750	-	-	3,750	-
School Meals / Lunch	8,835	-	-	8,835	-
Travel (Staff)	250	-	-	250	-
Fundraising	-	-	-	-	-
Other	<u>2,075</u>	=	-	<u>2,075</u>	=
TOTAL SCHOOL OPERATIONS	203,172	-	-	203,172	-
FACILITY OPERATION & MAINTENANCE					
Insurance	10,700	-	-	10,700	-
Janitorial	-	-	-	-	-
Building and Land Rent / Lease / Facility Finance Interest	-	-	-	-	-
Repairs & Maintenance	2,500	-	-	2,500	-
Equipment / Furniture	-	-	-	-	-
Security	-	-	-	-	-
Utilities	=	=	-	=	=
TOTAL FACILITY OPERATION & MAINTENANCE	13,200	-	-	13,200	-
DEPRECIATION & AMORTIZATION	-	-	-	125,000	-
RESERVES / CONTINGENCY	-	-	-	-	-
TOTAL EXPENSES	<u>2,274,005</u>	-	-	<u>2,808,208</u>	-

		SCHOOL		SCHOOL	
		n			
Total Revenue		2,325,426	-	-	2,454,100
Total Expenses		2,274,005	-	-	2,808,208
Net Income		51,422	-	-	(354,108)
Actual Student Enrollment		521	-	-	521
		Quarter - 1/1 - 3/31		4th Quarter - 4/1 - 6/30	
*NOTE: Enrollment, Revenue and Expenditure Data IN the 'Total and Variance Analysis' Section is Based on LAST ACTUAL Quarter Completed		Quarter - 1/1 - 3/31			
		Current Budget	Variance	Actual	Current Budget
NET INCOME		51,422	-	-	(354,108)

SCHOOL						
n						
Total Revenue	2,325,426	-	-	2,454,100	-	
Total Expenses	2,274,005	-	-	2,808,208	-	
Net Income	51,422	-	-	(354,108)	-	
Actual Student Enrollment	521	-	-	521	-	
		Quarter - 1/1 - 3/31		4th Quarter - 4/1 - 6/30		
		Quarter - 1/1 - 3/31		4th Quarter - 4/1 - 6/30		
*NOTE: Enrollment, Revenue and Expenditure Data IN the 'Total and Variance Analysis' Section is Based on LAST ACTUAL Quarter Completed						
		Current Budget	Variance	Actual	Current Budget	Variance
ENROLLMENT - *School Districts Are Linked To Above Entries*						
NYC CHANCELLOR'S OFFICE	521	-	-	521	-	
-	-	-	-	-	-	
-	-	-	-	-	-	
-	-	-	-	-	-	
-	-	-	-	-	-	
-	-	-	-	-	-	
-	-	-	-	-	-	
-	-	-	-	-	-	
-	-	-	-	-	-	
-	-	-	-	-	-	
-	-	-	-	-	-	
-	-	-	-	-	-	
-	-	-	-	-	-	
-	-	-	-	-	-	
-	-	-	-	-	-	
-	-	-	-	-	-	
-	-	-	-	-	-	
ALL OTHER School Districts: (Count = 0)	-	-	-	-	-	
TOTAL ENROLLMENT	521	-	-	521	-	
REVENUE PER PUPIL	4,463	-	-	4,710	-	
EXPENSES PER PUPIL	4,365	-	-	5,390	-	

EXPLORE EXCEL CHARTER SCHOOL
Budget / Operating Plan

2017-18

Total Revenue	-	-	-	9,262,079	(9,262,079)	-	-	9,262,079
Total Expenses	-	-	-	9,246,020	9,246,020	-	-	9,246,020
Net Income	-	-	-	16,059	(16,059)	-	-	16,059
Actual Student Enrollment	-	-	-			-	-	

***NOTE: Enrollment, Revenue and Expenditure Data IN the 'Total and Variance Analysis' Section is Based on LAST ACTUAL Quarter Completed**

TOTALS AND VARIANCE ANALYSIS

	Actual	Current Budget (Current Quarter)	Actual vs. Current Budget	Current Budget - TY	Actual vs. Current Budget TY	Original Budget (Current Quarter)	Actual vs. Original Budget	Original Budget -
Other	-	-	-	-	-	-	-	
TOTAL REVENUE FROM FEDERAL SOURCES	-	-	-	321,750	(321,750)	-	-	321,750
LOCAL and OTHER REVENUE								
Contributions and Donations	-	-	-	12,000	(12,000)	-	-	12,000
Fundraising	-	-	-	-	-	-	-	
Erate Reimbursement	-	-	-	55,000	(55,000)	-	-	55,000
Earnings on Investments	-	-	-	-	-	-	-	
Interest Income	-	-	-	-	-	-	-	
Food Service (Income from meals)	-	-	-	-	-	-	-	
Text Book	-	-	-	-	-	-	-	
OTHER	-	-	-	1,500	(1,500)	-	-	1,500
TOTAL REVENUE FROM LOCAL and OTHER SOURCES	-	-	-	68,500	(68,500)	-	-	68,500
TOTAL REVENUE	-	-	-	9,262,079	(9,262,079)	-	-	9,262,079

**EXPLORE EXCEL CHARTER SCHOOL
Budget / Operating Plan**

2017-18

Total Revenue	-	-	-	9,262,079	(9,262,079)	-	-	9,262,079
Total Expenses	-	-	-	9,246,020	9,246,020	-	-	9,246,020
Net Income	-	-	-	16,059	(16,059)	-	-	16,059
Actual Student Enrollment	-	-	-			-	-	

***NOTE: Enrollment, Revenue and Expenditure Data IN the 'Total and Variance Analysis' Section is Based on LAST ACTUAL Quarter Completed**

TOTALS AND VARIANCE ANALYSIS

Actual	Current Budget (Current Quarter)	Actual vs. Current Budget	Current Budget - TY	Actual vs. Current Budget TY	Original Budget (Current Quarter)	Actual vs. Original Budget	Original Budget -
---------------	---	----------------------------------	----------------------------	-------------------------------------	--	-----------------------------------	--------------------------

EXPENSES	Quarter 0 No. of Positions
ADMINISTRATIVE STAFF PERSONNEL COSTS	
Executive Management	-
Instructional Management	-
Deans, Directors & Coordinators	-
CFO / Director of Finance	-
Operation / Business Manager	-
Administrative Staff	-
TOTAL ADMINISTRATIVE STAFF	-
INSTRUCTIONAL PERSONNEL COSTS	
Teachers - Regular	-
Teachers - SPED	-
Substitute Teachers	-
Teaching Assistants	-
Specialty Teachers	-
Aides	-
Therapists & Counselors	-
Other	-
TOTAL INSTRUCTIONAL	-
NON-INSTRUCTIONAL PERSONNEL COSTS	
Nurse	-
Librarian	-
Custodian	-
Security	-
Other	-
TOTAL NON-INSTRUCTIONAL	-
SUBTOTAL PERSONNEL SERVICE COSTS	-
PAYROLL TAXES AND BENEFITS	
Payroll Taxes	-
Fringe / Employee Benefits	-
Retirement / Pension	-
TOTAL PAYROLL TAXES AND BENEFITS	-
TOTAL PERSONNEL SERVICE COSTS	-

-	-	-	-	-	-	-	-
-	-	-	349,592	349,592	-	-	349,592
-	-	-	691,780	691,780	-	-	691,780
-	-	-	-	-	-	-	-
-	-	-	486,112	486,112	-	-	486,112
-	-	-	234,092	234,092	-	-	234,092
-	-	-	1,761,576	1,761,576	-	-	1,761,576
-	-	-	-	-	-	-	-
-	-	-	2,565,500	2,565,500	-	-	2,565,500
-	-	-	605,000	605,000	-	-	605,000
-	-	-	75,000	75,000	-	-	75,000
-	-	-	73,530	73,530	-	-	73,530
-	-	-	323,000	323,000	-	-	323,000
-	-	-	-	-	-	-	-
-	-	-	304,824	304,824	-	-	304,824
-	-	-	69,000	69,000	-	-	69,000
-	-	-	4,015,854	4,015,854	-	-	4,015,854
-	-	-	-	-	-	-	-
-	-	-	-	-	-	-	-
-	-	-	-	-	-	-	-
-	-	-	-	-	-	-	-
-	-	-	-	-	-	-	-
-	-	-	5,777,430	5,777,430	-	-	5,777,430
-	-	-	-	-	-	-	-
-	-	-	479,357	479,357	-	-	479,357
-	-	-	894,736	894,736	-	-	894,736
-	-	-	31,500	31,500	-	-	31,500
-	-	-	1,405,592	1,405,592	-	-	1,405,592
-	-	-	7,183,022	7,183,022	-	-	7,183,022

**EXPLORE EXCEL CHARTER SCHOOL
Budget / Operating Plan**

2017-18

Total Revenue	-	-	-	9,262,079	(9,262,079)	-	-	9,262,079
Total Expenses	-	-	-	9,246,020	9,246,020	-	-	9,246,020
Net Income	-	-	-	16,059	(16,059)	-	-	16,059
Actual Student Enrollment	-	-	-			-	-	

TOTALS AND VARIANCE ANALYSIS

***NOTE: Enrollment, Revenue and Expenditure Data IN the 'Total and Variance Analysis' Section is Based on LAST ACTUAL Quarter Completed**

	Actual	Current Budget (Current Quarter)	Actual vs. Current Budget	Current Budget - TY	Actual vs. Current Budget TY	Original Budget (Current Quarter)	Actual vs. Original Budget	Original Budget -
CONTRACTED SERVICES								
Accounting / Audit	-	-	-	20,250	20,250	-	-	20,250
Legal	-	-	-	-	-	-	-	
Management Company Fee	-	-	-	926,984	926,984	-	-	926,984
Nurse Services	-	-	-	-	-	-	-	
Food Service / School Lunch	-	-	-	-	-	-	-	
Payroll Services	-	-	-	7,175	7,175	-	-	7,175
Special Ed Services	-	-	-	32,100	32,100	-	-	32,100
Titlement Services (i.e. Title I)	-	-	-	-	-	-	-	
Other Purchased / Professional / Consulting	-	-	-	86,000	86,000	-	-	86,000
TOTAL CONTRACTED SERVICES	-	-	-	1,072,509	1,072,509	-	-	1,072,509

EXPLORE EXCEL CHARTER SCHOOL
Budget / Operating Plan

2017-18

Total Revenue	-	-	-	9,262,079	(9,262,079)	-	-	9,262,079
Total Expenses	-	-	-	9,246,020	9,246,020	-	-	9,246,020
Net Income	-	-	-	16,059	(16,059)	-	-	16,059
Actual Student Enrollment	-	-	-			-	-	

TOTALS AND VARIANCE ANALYSIS

***NOTE: Enrollment, Revenue and Expenditure Data IN the 'Total and Variance Analysis' Section is Based on LAST ACTUAL Quarter Completed**

	Actual	Current Budget (Current Quarter)	Actual vs. Current Budget	Current Budget - TY	Actual vs. Current Budget TY	Original Budget (Current Quarter)	Actual vs. Original Budget	Original Budget -
SCHOOL OPERATIONS								
Board Expenses	-	-	-	-	-	-	-	-
Classroom / Teaching Supplies & Materials	-	-	-	128,000	128,000	-	-	128,000
Special Ed Supplies & Materials	-	-	-	10,000	10,000	-	-	10,000
Textbooks / Workbooks	-	-	-	42,124	42,124	-	-	42,124
Supplies & Materials other	-	-	-	-	-	-	-	-
Equipment / Furniture	-	-	-	36,000	36,000	-	-	36,000
Telephone	-	-	-	85,800	85,800	-	-	85,800
Technology	-	-	-	204,300	204,300	-	-	204,300
Student Testing & Assessment	-	-	-	6,500	6,500	-	-	6,500
Field Trips	-	-	-	29,000	29,000	-	-	29,000
Transportation (student)	-	-	-	2,000	2,000	-	-	2,000
Student Services - other	-	-	-	64,824	64,824	-	-	64,824
Office Expense	-	-	-	68,000	68,000	-	-	68,000
Staff Development	-	-	-	64,000	64,000	-	-	64,000
Staff Recruitment	-	-	-	12,500	12,500	-	-	12,500
Student Recruitment / Marketing	-	-	-	15,000	15,000	-	-	15,000
School Meals / Lunch	-	-	-	35,340	35,340	-	-	35,340
Travel (Staff)	-	-	-	1,000	1,000	-	-	1,000
Fundraising	-	-	-	-	-	-	-	-
Other	-	-	-	8,300	8,300	-	-	8,300
TOTAL SCHOOL OPERATIONS	-	-	-	812,688	812,688	-	-	812,688
FACILITY OPERATION & MAINTENANCE								
Insurance	-	-	-	42,800	42,800	-	-	42,800
Janitorial	-	-	-	-	-	-	-	-
Building and Land Rent / Lease / Facility Finance Interest	-	-	-	-	-	-	-	-
Repairs & Maintenance	-	-	-	10,000	10,000	-	-	10,000
Equipment / Furniture	-	-	-	-	-	-	-	-
Security	-	-	-	-	-	-	-	-
Utilities	-	-	-	-	-	-	-	-
TOTAL FACILITY OPERATION & MAINTENANCE	-	-	-	52,800	52,800	-	-	52,800
DEPRECIATION & AMORTIZATION	-	-	-	125,000	125,000	-	-	125,000
RESERVES / CONTINGENCY	-	-	-	-	-	-	-	-
TOTAL EXPENSES	-	-	-	9,246,020	9,246,020	-	-	9,246,020

**EXPLORE EXCEL CHARTER SCHOOL
Budget / Operating Plan**

2017-18

Total Revenue	-	-	-	9,262,079	(9,262,079)	-	-	9,262,0
Total Expenses	-	-	-	9,246,020	9,246,020	-	-	9,246,0
Net Income	-	-	-	16,059	(16,059)	-	-	16,0
Actual Student Enrollment	-	-	-			-	-	

***NOTE: Enrollment, Revenue and Expenditure Data IN the 'Total and Variance Analysis' Section is Based on LAST ACTUAL Quarter Completed**

TOTALS AND VARIANCE ANALYSIS

	Actual	Current Budget (Current Quarter)	Actual vs. Current Budget	Current Budget - TY	Actual vs. Current Budget TY	Original Budget (Current Quarter)	Actual vs. Original Budget	Original Budget -
NET INCOME	-	-	-	16,059	(16,059)	-	-	16,0

	EXPLORE EXCEL CHARTER SCHOOL Budget / Operating Plan Budget / Operating Plan 2017-18
--	---

Total Revenue	-	-	-	9,262,079	(9,262,079)	-	-	9,262,079
Total Expenses	-	-	-	9,246,020	9,246,020	-	-	9,246,020
Net Income	-	-	-	16,059	(16,059)	-	-	16,059
Actual Student Enrollment	-	-	-			-	-	

	TOTALS AND VARIANCE ANALYSIS
--	-------------------------------------

*NOTE: Enrollment, Revenue and Expenditure Data IN the 'Total and Variance Analysis' Section is Based on LAST ACTUAL Quarter Completed	TOTALS AND VARIANCE ANALYSIS																
	<table border="1" style="width:100%; border-collapse: collapse;"> <tr> <th style="width:10%;"></th> <th style="width:10%;">Current Budget</th> <th style="width:10%;">Actual vs. Current Budget</th> <th style="width:10%;">Current Budget - TY</th> <th style="width:10%;">Actual vs. Current Budget TY</th> <th style="width:10%;">Original Budget</th> <th style="width:10%;">Actual vs. Original Budget</th> <th style="width:10%;">Original Budget -</th> </tr> <tr> <td style="text-align: center;">Actual</td> <td style="text-align: center;">(Current Quarter)</td> <td style="text-align: center;">Current Budget</td> <td style="text-align: center;">Budget - TY</td> <td style="text-align: center;">Current Budget TY</td> <td style="text-align: center;">(Current Quarter)</td> <td style="text-align: center;">Original Budget</td> <td style="text-align: center;">Budget -</td> </tr> </table>		Current Budget	Actual vs. Current Budget	Current Budget - TY	Actual vs. Current Budget TY	Original Budget	Actual vs. Original Budget	Original Budget -	Actual	(Current Quarter)	Current Budget	Budget - TY	Current Budget TY	(Current Quarter)	Original Budget	Budget -
	Current Budget	Actual vs. Current Budget	Current Budget - TY	Actual vs. Current Budget TY	Original Budget	Actual vs. Original Budget	Original Budget -										
Actual	(Current Quarter)	Current Budget	Budget - TY	Current Budget TY	(Current Quarter)	Original Budget	Budget -										

ENROLLMENT - *School Districts Are Linked To Above Entries*	* Enrollment Data Based on Last Actual Quarter Completed						
NYC CHANCELLOR'S OFFICE	-	-	-		-	-	
-	-	-	-		-	-	
-	-	-	-		-	-	
-	-	-	-		-	-	
-	-	-	-		-	-	
-	-	-	-		-	-	
-	-	-	-		-	-	
-	-	-	-		-	-	
-	-	-	-		-	-	
-	-	-	-		-	-	
-	-	-	-		-	-	
-	-	-	-		-	-	
-	-	-	-		-	-	
-	-	-	-		-	-	
-	-	-	-		-	-	
-	-	-	-		-	-	
-	-	-	-		-	-	
-	-	-	-		-	-	
ALL OTHER School Districts: (Count = 0)	-	-	-		-	-	
TOTAL ENROLLMENT	-	-	-		-	-	
REVENUE PER PUPIL	-	-	-		-	-	
EXPENSES PER PUPIL	-	-	-		-	-	

Total Revenue		(9,262,079)	-	-
Total Expenses		9,246,020	-	-
Net Income		(16,059)	-	-
Actual Student Enrollment			-	-
<p>*NOTE: Enrollment, Revenue and Expenditure Data IN the 'Total and Variance Analysis' Section is Based on LAST ACTUAL Quarter Completed</p>		<p>Actual vs. Original Budget TY</p>	<p>PY Actual (PY TY / No. of COMPLETED Actual CY</p>	<p>Actual CY vs. Actual PY</p>
REVENUE				
REVENUES FROM STATE SOURCES				
Per Pupil Revenue	CY Per Pupil Rate			
NYC CHANCELLOR'S OFFICE	14,527	(7,568,567)	-	-
-	-	-	-	-
-	-	-	-	-
-	-	-	-	-
-	-	-	-	-
-	-	-	-	-
-	-	-	-	-
-	-	-	-	-
-	-	-	-	-
-	-	-	-	-
-	-	-	-	-
-	-	-	-	-
-	-	-	-	-
-	-	-	-	-
-	-	-	-	-
-	-	-	-	-
-	-	-	-	-
ALL OTHER School Districts: (Count = 0)	-	-	-	-
TOTAL Per Pupil Revenue (Weighted Average Per Pupil Funding)	14,527	(7,568,567)	-	-
Special Education Revenue		(1,104,838)	-	-
Grants				
Stimulus		-	-	-
DYCD (Department of Youth and Community Development)		-	-	-
Other		(42,124)	-	-
NYC DoE Rental Assistance		-	-	-
Other		(156,300)	-	-
TOTAL REVENUE FROM STATE SOURCES		(8,871,829)	-	-
REVENUE FROM FEDERAL FUNDING				
IDEA Special Needs		(69,750)	-	-
Title I		(240,000)	-	-
Title Funding - Other		(12,000)	-	-
School Food Service (Free Lunch)		-	-	-
Grants				
Charter School Program (CSP) Planning & Implementation		-	-	-
Other		-	-	-



Total Revenue	(9,262,079)	-	-
Total Expenses	9,246,020	-	-
Net Income	(16,059)	-	-
Actual Student Enrollment		-	-
<p>*NOTE: Enrollment, Revenue and Expenditure Data IN the 'Total and Variance Analysis' Section is Based on LAST ACTUAL Quarter Completed</p>			
	Actual vs. Original Budget TY	PY Actual (PY TY / No. of COMPLETED Actual CY	Actual CY vs. Actual PY
Other	-	-	-
TOTAL REVENUE FROM FEDERAL SOURCES	(321,750)	-	-
LOCAL and OTHER REVENUE			
Contributions and Donations	(12,000)	-	-
Fundraising	-	-	-
Erate Reimbursement	(55,000)	-	-
Earnings on Investments	-	-	-
Interest Income	-	-	-
Food Service (Income from meals)	-	-	-
Text Book	-	-	-
OTHER	(1,500)	-	-
TOTAL REVENUE FROM LOCAL and OTHER SOURCES	(68,500)	-	-
TOTAL REVENUE	(9,262,079)	-	-

Total Revenue	(9,262,079)	-	-
Total Expenses	9,246,020	-	-
Net Income	(16,059)	-	-
Actual Student Enrollment		-	-

*NOTE: Enrollment, Revenue and Expenditure Data IN the 'Total and Variance Analysis' Section is Based on LAST ACTUAL Quarter Completed	Actual	PY Actual (PY TY	
	vs.	/ No. of	Actual CY
	Original	COMPLETED	vs.
	Budget TY	Actual CY	Actual PY

EXPENSES	Quarter 0			
	No. of Positions			
ADMINISTRATIVE STAFF PERSONNEL COSTS				
Executive Management	-	-	-	-
Instructional Management	-	349,592	-	-
Deans, Directors & Coordinators	-	691,780	-	-
CFO / Director of Finance	-	-	-	-
Operation / Business Manager	-	486,112	-	-
Administrative Staff	-	234,092	-	-
TOTAL ADMINISTRATIVE STAFF	-	1,761,576	-	-
INSTRUCTIONAL PERSONNEL COSTS				
Teachers - Regular	-	2,565,500	-	-
Teachers - SPED	-	605,000	-	-
Substitute Teachers	-	75,000	-	-
Teaching Assistants	-	73,530	-	-
Specialty Teachers	-	323,000	-	-
Aides	-	-	-	-
Therapists & Counselors	-	304,824	-	-
Other	-	69,000	-	-
TOTAL INSTRUCTIONAL	-	4,015,854	-	-
NON-INSTRUCTIONAL PERSONNEL COSTS				
Nurse	-	-	-	-
Librarian	-	-	-	-
Custodian	-	-	-	-
Security	-	-	-	-
Other	-	-	-	-
TOTAL NON-INSTRUCTIONAL	-	-	-	-
SUBTOTAL PERSONNEL SERVICE COSTS	-	5,777,430	-	-
PAYROLL TAXES AND BENEFITS				
Payroll Taxes		479,357	-	-
Fringe / Employee Benefits		894,736	-	-
Retirement / Pension		31,500	-	-
TOTAL PAYROLL TAXES AND BENEFITS		1,405,592	-	-
TOTAL PERSONNEL SERVICE COSTS	-	7,183,022	-	-

--

Total Revenue	(9,262,079)	-	-
Total Expenses	9,246,020	-	-
Net Income	(16,059)	-	-
Actual Student Enrollment		-	
*NOTE: Enrollment, Revenue and Expenditure Data IN the 'Total and Variance Analysis' Section is Based on LAST ACTUAL Quarter Completed			
	Actual vs. Original Budget TY	PY Actual (PY TY / No. of COMPLETED Actual CY	Actual CY vs. Actual PY
CONTRACTED SERVICES			
Accounting / Audit	20,250	-	-
Legal	-	-	-
Management Company Fee	926,984	-	-
Nurse Services	-	-	-
Food Service / School Lunch	-	-	-
Payroll Services	7,175	-	-
Special Ed Services	32,100	-	-
Titlement Services (i.e. Title I)	-	-	-
Other Purchased / Professional / Consulting	86,000	-	-
TOTAL CONTRACTED SERVICES	1,072,509	-	-

Total Revenue	(9,262,079)	-	-
Total Expenses	9,246,020	-	-
Net Income	(16,059)	-	-
Actual Student Enrollment		-	-
<p>*NOTE: Enrollment, Revenue and Expenditure Data IN the 'Total and Variance Analysis' Section is Based on LAST ACTUAL Quarter Completed</p>			
	Actual vs. Original Budget TY	PY Actual (PY TY / No. of COMPLETED Actual CY	Actual CY vs. Actual PY
SCHOOL OPERATIONS			
Board Expenses	-	-	-
Classroom / Teaching Supplies & Materials	128,000	-	-
Special Ed Supplies & Materials	10,000	-	-
Textbooks / Workbooks	42,124	-	-
Supplies & Materials other	-	-	-
Equipment / Furniture	36,000	-	-
Telephone	85,800	-	-
Technology	204,300	-	-
Student Testing & Assessment	6,500	-	-
Field Trips	29,000	-	-
Transportation (student)	2,000	-	-
Student Services - other	64,824	-	-
Office Expense	68,000	-	-
Staff Development	64,000	-	-
Staff Recruitment	12,500	-	-
Student Recruitment / Marketing	15,000	-	-
School Meals / Lunch	35,340	-	-
Travel (Staff)	1,000	-	-
Fundraising	-	-	-
Other	8,300	-	-
TOTAL SCHOOL OPERATIONS	812,688	-	-
FACILITY OPERATION & MAINTENANCE			
Insurance	42,800	-	-
Janitorial	-	-	-
Building and Land Rent / Lease / Facility Finance Interest	-	-	-
Repairs & Maintenance	10,000	-	-
Equipment / Furniture	-	-	-
Security	-	-	-
Utilities	-	-	-
TOTAL FACILITY OPERATION & MAINTENANCE	52,800	-	-
DEPRECIATION & AMORTIZATION	125,000	-	-
RESERVES / CONTINGENCY	-	-	-
TOTAL EXPENSES	9,246,020	-	-

--

Total Revenue	(9,262,079)	-	-
Total Expenses	9,246,020	-	-
Net Income	(16,059)	-	-
Actual Student Enrollment		-	-
<p>*NOTE: Enrollment, Revenue and Expenditure Data IN the 'Total and Variance Analysis' Section is Based on LAST ACTUAL Quarter Completed</p>			
	Actual vs. Original Budget TY	PY Actual (PY TY / No. of COMPLETED Actual CY	Actual CY vs. Actual PY
NET INCOME	(16,059)	-	-

--	--	--	--

Total Revenue	(9,262,079)	-	-
Total Expenses	9,246,020	-	-
Net Income	(16,059)	-	-
Actual Student Enrollment		-	-

*NOTE: Enrollment, Revenue and Expenditure Data IN the 'Total and Variance Analysis' Section is Based on LAST ACTUAL Quarter Completed	Actual	PY Actual (PY TY	
	vs.	/ No. of	Actual CY
	Original	COMPLETED	vs.
	Budget TY	Actual CY	Actual PY

ENROLLMENT - *School Districts Are Linked To Above Entries*			
NYC CHANCELLOR'S OFFICE		-	-
-		-	-
-		-	-
-		-	-
-		-	-
-		-	-
-		-	-
-		-	-
-		-	-
-		-	-
-		-	-
-		-	-
-		-	-
-		-	-
-		-	-
-		-	-
-		-	-
ALL OTHER School Districts: (Count = 0)		-	-
TOTAL ENROLLMENT		-	-
REVENUE PER PUPIL		-	-
EXPENSES PER PUPIL		-	-



Annual Report Requirement
for SUNY Authorized Charter Schools
EXPLORE EXCEL CHARTER SCHOOL
2017-18

Administrative
expenditures per pupil:

\$0.00

Per NYS Statute

Administrative expenditures per pupil: the sum of all general administration salaries and other general administration expenditures divided by the total number of enrolled students. Employee benefit costs or expenditures should not be reported here.

***NOTE: THIS TAB ONLY NEEDS TO BE COMPLETED FOR Q4**

Disclosure of Financial Interest by a Current or Proposed Charter School Education Corporation Trustee

Trustee Name:

Henry "Hank" Mannix

Name of Charter School Education Corporation (for an unmerged school, this is the Charter School Name):

Explore Schools of Brooklyn

1. List all positions held on the education corporation board (e.g., president, treasurer, parent representative).

Chairman, member of Finance + committee

2. Is the trustee an employee of any school operated by the Education Corporation?

 Yes X No

If **Yes**, for each school, please provide a description of the position(s) you hold, your responsibilities, your salary and your start date.

3. Is the trustee an employee or agent of the management company or institutional partner of the charter school(s) governed by the Education Corporation?

 Yes X No

If **Yes**, for each school, please provide a description of the position(s) you hold, your responsibilities, your salary and your start date.

4. Identify each interest/transaction (and provide the requested information) that you or any of your immediate family members or any persons who live with you in your house have held or engaged in with the charter school(s) governed by the Education Corporation during the time you have served on the board, and in the six-month period prior to such service. If there has been no such financial interest or transaction, write **None**. Please note that if you answered **Yes** to Questions 2-4 above, you need not disclose again your employment status, salary, etc.

Date(s)	Nature of Financial Interest/Transaction	Steps taken to avoid a conflict of interest, (e.g., did not vote, did not participate in discussion)	Name of person holding interest or engaging in transaction and relationship to yourself
NONE			

Please write "None" if applicable. Do not leave this space blank.

5. Identify each individual, business, corporation, union association, firm, partnership, committee proprietorship, franchise holding company, joint stock company, business or real estate trust, non-profit organization, or other organization or group of people doing business with the school(s) governed by the Education Corporation and in which such entity, during the time of your tenure as a trustee, you and/or your immediate family member(s) or person(s) living in your house had a financial interest or other relationship. If you are a member, director, officer or employee of an organization formally partnered with the school(s) that is/are doing business with the school(s) through a management or services agreement, please identify only the name of the organization, your position in the organization, and the relationship between such organization and the school(s). If there was no financial interest, write None.

Organization conducting business with the school(s)	Nature of business conducted	Approximate value of the business conducted	Name of Trustee and/or immediate family member of household holding an interest in the organization conducting business with the school(s) and the nature of the interest	Steps Taken to Avoid Conflict of Interest
<p>Please write "None" if applicable. Do not leave this space blank.</p> <p style="text-align: center; font-size: 2em;">NONE</p>				

[Handwritten Signature]
 Signature

[Handwritten Date: 7/20/17]
 Date

Please note that this document is considered a public record and as such, may be made available to members of the public upon request under the Freedom of Information Law. Personal contact information provided below will be redacted.

Business Telephone: 

Business Address: 

E-mail Address: 

Home Telephone: 

Home Address: 

Disclosure of Financial Interest by a Current or Proposed Charter School Education Corporation Trustee

Trustee Name:

Jana L Reed

Name of Charter School Education Corporation (for an unmerged school, this is the Charter School Name):

Explore Charter Schools

1. List all positions held on the education corporation board (e.g., president, treasurer, parent representative). Member

2. Is the trustee an employee of any school operated by the Education Corporation?
 Yes No

If **Yes**, for each school, please provide a description of the position(s) you hold, your responsibilities, your salary and your start date.

3. Is the trustee an employee or agent of the management company or institutional partner of the charter school(s) governed by the Education Corporation?

Yes No

If **Yes**, for each school, please provide a description of the position(s) you hold, your responsibilities, your salary and your start date.

4. Identify each interest/transaction (and provide the requested information) that you or any of your immediate family members or any persons who live with you in your house have held or engaged in with the charter school(s) governed by the Education Corporation during the time you have served on the board, and in the six-month period prior to such service. If there has been no such financial interest or transaction, write **None**. Please note that if you answered **Yes** to Questions 2-4 above, you need not disclose again your employment status, salary, etc.

Date(s)	Nature of Financial Interest/Transaction	Steps taken to avoid a conflict of interest, (e.g., did not vote, did not participate in discussion)	Name of person holding interest or engaging in transaction and relationship to yourself

<p>Please write "None" if applicable. Do not leave this space blank.</p> <p>None</p>			
---	--	--	--

5. Identify each individual, business, corporation, union association, firm, partnership, committee proprietorship, franchise holding company, joint stock company, business or real estate trust, non-profit organization, or other organization or group of people doing business with the school(s) governed by the Education Corporation **and** in which such entity, during the time of your tenure as a trustee, you and/or your immediate family member(s) or person(s) living in your house had a financial interest or other relationship. If you are a member, director, officer or employee of an organization formally partnered with the school(s) that is/are doing business with the school(s) through a management or services agreement, please identify only the name of the organization, your position in the organization, and the relationship between such organization and the school(s). If there was no financial interest, write **None**.

Organization conducting business with the school(s)	Nature of business conducted	Approximate value of the business conducted	Name of Trustee and/or immediate family member of household holding an interest in the organization conducting business with the school(s) and the nature of the interest	Steps Taken to Avoid Conflict of Interest
<p>Please write "None" if applicable. Do not leave this space blank.</p> <p>None</p>				


7/23/17

Signature Date

Please note that this document is considered a public record and as such, may be made available to members of the public upon request under the Freedom of Information Law. Personal contact information provided below will be redacted.


Business Telephone: _____

Business Address: _____

E-mail Address: _____

Home Telephone: _____

Home Address: _____



Disclosure of Financial Interest by a Current or Proposed Charter School Education Corporation Trustee

Trustee Name:

MARTIN BALLEW

Name of Charter School Education Corporation (for an unmerged school, this is the Charter School Name):

EXPLORE CHARTER SCHOOLS

- List all positions held on the education corporation board (e.g., president, treasurer, parent representative).
- Is the trustee an employee of any school operated by the Education Corporation?
 Yes No

If **Yes**, for each school, please provide a description of the position(s) you hold, your responsibilities, your salary and your start date.

~~CEO, \$295,800 July 1, 2009~~

- Is the trustee an employee or agent of the management company or institutional partner of the charter school(s) governed by the Education Corporation?
 Yes No

If **Yes**, for each school, please provide a description of the position(s) you hold, your responsibilities, your salary and your start date.

CEO, \$295,800 July 1, 2009

- Identify each interest/transaction (and provide the requested information) that you or any of your immediate family members or any persons who live with you in your house have held or engaged in with the charter school(s) governed by the Education Corporation during the time you have served on the board, and in the six-month period prior to such service. If there has been no such financial interest or transaction, write **None**. Please note that if you answered **Yes** to Questions 2-4 above, you need not disclose again your employment status, salary, etc.

Date(s)	Nature of Financial Interest/Transaction	Steps taken to avoid a conflict of interest, (e.g., did not vote, did not participate in discussion)	Name of person holding interest or engaging in transaction and relationship to yourself

Please write "None" if applicable. Do not leave this space blank.

5. Identify each individual, business, corporation, union association, firm, partnership, committee proprietorship, franchise holding company, joint stock company, business or real estate trust, non-profit organization, or other organization or group of people doing business with the school(s) governed by the Education Corporation **and** in which such entity, during the time of your tenure as a trustee, you and/or your immediate family member(s) or person(s) living in your house had a financial interest or other relationship. If you are a member, director, officer or employee of an organization formally partnered with the school(s) that is/are doing business with the school(s) through a management or services agreement, please identify only the name of the organization, your position in the organization, and the relationship between such organization and the school(s). If there was no financial interest, write **None**.

Organization conducting business with the school(s)	Nature of business conducted	Approximate value of the business conducted	Name of Trustee and/or immediate family member of household holding an interest in the organization conducting business with the school(s) and the nature of the interest	Steps Taken to Avoid Conflict of Interest
<p>Please write "None" if applicable. Do not leave this space blank.</p> <p style="text-align: center; font-size: 2em; font-family: cursive;">NONE</p>				

Signature

[Handwritten Signature]

Date

7/26/17

Please note that this document is considered a public record and as such, may be made available to members of the public upon request under the Freedom of Information Law. Personal contact information provided below will be redacted.

Business Telephone: 

Business Address: 

E-mail Address: 

Home Telephone: 

Home Address: 

Disclosure of Financial Interest by a Current or Proposed Charter School Education Corporation Trustee

Trustee Name:

PETER A. WALKER

Name of Charter School Education Corporation (for an unmerged school, this is the Charter School Name):

EXPLORE SCHOOLS OF BROOKLYN, INC.

1. List all positions held on the education corporation board (e.g., president, treasurer, parent representative). *Treasurer*

2. Is the trustee an employee of any school operated by the Education Corporation?
 Yes No

If **Yes**, for each school, please provide a description of the position(s) you hold, your responsibilities, your salary and your start date.

3. Is the trustee an employee or agent of the management company or institutional partner of the charter school(s) governed by the Education Corporation?
 Yes No

If **Yes**, for each school, please provide a description of the position(s) you hold, your responsibilities, your salary and your start date.

4. Identify each interest/transaction (and provide the requested information) that you or any of your immediate family members or any persons who live with you in your house have held or engaged in with the charter school(s) governed by the Education Corporation during the time you have served on the board, and in the six-month period prior to such service. If there has been no such financial interest or transaction, write **None**. Please note that if you answered **Yes** to Questions 2-4 above, you need not disclose again your employment status, salary, etc.

Date(s)	Nature of Financial Interest/Transaction	Steps taken to avoid a conflict of interest, (e.g., did not vote, did not participate in discussion)	Name of person holding interest or engaging in transaction and relationship to yourself
N/A	None		

Please write "None" if applicable. Do not leave this space blank.

5. Identify each individual, business, corporation, union association, firm, partnership, committee proprietorship, franchise holding company, joint stock company, business or real estate trust, non-profit organization, or other organization or group of people doing business with the school(s) governed by the Education Corporation **and** in which such entity, during the time of your tenure as a trustee, you and/or your immediate family member(s) or person(s) living in your house had a financial interest or other relationship. If you are a member, director, officer or employee of an organization formally partnered with the school(s) that is/are doing business with the school(s) through a management or services agreement, please identify only the name of the organization, your position in the organization, and the relationship between such organization and the school(s). If there was no financial interest, write **None**.

Organization conducting business with the school(s)	Nature of business conducted	Approximate value of the business conducted	Name of Trustee and/or immediate family member of household holding an interest in the organization conducting business with the school(s) and the nature of the interest	Steps Taken to Avoid Conflict of Interest
<p>Please write "None" if applicable. Do not leave this space blank.</p> <p style="font-size: 2em; color: blue;">None</p>				

Pawan
7/24/2017

Signature Date

Please note that this document is considered a public record and as such, may be made available to members of the public upon request under the Freedom of Information Law. Personal contact information provided below will be redacted.

Business Telephone: _____

Business Address: _____

E-mail Address: _____

Home Telephone: _____

Home Address: _____

Disclosure of Financial Interest by a Current or Proposed Charter School Education Corporation Trustee

Trustee Name:

 Iarmara Fulcher

Name of Charter School Education Corporation (for an unmerged school, this is the Charter School Name):

 Explore Charter Network

1. List all positions held on the education corporation board (e.g., president, treasurer, parent representative).

2. Is the trustee an employee of any school operated by the Education Corporation?
 ___ Yes No

If **Yes**, for each school, please provide a description of the position(s) you hold, your responsibilities, your salary and your start date.

3. Is the trustee an employee or agent of the management company or institutional partner of the charter school(s) governed by the Education Corporation?
 ___ Yes No

If **Yes**, for each school, please provide a description of the position(s) you hold, your responsibilities, your salary and your start date.

4. Identify each interest/transaction (and provide the requested information) that you or any of your immediate family members or any persons who live with you in your house have held or engaged in with the charter school(s) governed by the Education Corporation during the time you have served on the board, and in the six-month period prior to such service. If there has been no such financial interest or transaction, write **None**. Please note that if you answered **Yes** to Questions 2-4 above, you need not disclose again your employment status, salary, etc.

Date(s)	Nature of Financial Interest/Transaction	Steps taken to avoid a conflict of interest, (e.g., did not vote, did not participate in discussion)	Name of person holding interest or engaging in transaction and relationship to yourself

Please write "None" if applicable. Do not leave this space blank.
 None

5. Identify each individual, business, corporation, union association, firm, partnership, committee proprietorship, franchise holding company, joint stock company, business or real estate trust, non-profit organization, or other organization or group of people doing business with the school(s) governed by the Education Corporation **and** in which such entity, during the time of your tenure as a trustee, you and/or your immediate family member(s) or person(s) living in your house had a financial interest or other relationship. If you are a member, director, officer or employee of an organization formally partnered with the school(s) that is/are doing business with the school(s) through a management or services agreement, please identify only the name of the organization, your position in the organization, and the relationship between such organization and the school(s). If there was no financial interest, write **None**.

Organization conducting business with the school(s)	Nature of business conducted	Approximate value of the business conducted	Name of Trustee and/or immediate family member of household holding an interest in the organization conducting business with the school(s) and the nature of the interest	Steps Taken to Avoid Conflict of Interest
<p>Please write "None" if applicable. Do not leave this space blank. "None"</p>				

Jamaal [Signature]

Signature

7/26/17

Date

Please note that this document is considered a public record and as such, may be made available to members of the public upon request under the Freedom of Information Law. Personal contact information provided below will be redacted.

Business Telephone: _____

Business Address: _____

E-mail Address: [REDACTED] _____

Home Telephone: _____

Home Address: _____





Entry 9 BOT Table

Last updated: 07/27/2017

(tab across or use scroll bar at bottom of table)

1. Current Board Member Information

	Trustee Name	Email Addresses	Position on the Board	Committee Affiliations	Voting Member Per By Laws? (Y/N)	Area of Expertise, and/or Additional Role at School (parent, staff member, etc.)	Number of Terms Served and Length of Each (Include election date and term expiration)	Number of Board Mtgs Attended during 2016-17?
	Morty			Discipli		Progra	Explore: 13 years; Voted onto Board 2002; Term renews annually with contract Empower: 6 years; Voted onto Board 2009; Term renews annually with contract Excel:	

1	Ballen			ne		m	2 years, voted onto Board 10/02/2014; Term renews annually with contract Exceed : 2 years, voted onto Board 10/02/2014; Term renews annually with contract	10
							Explore: 2 terms (term = 3 years, 5 years served so far); voted onto Board 9/51/11 term expires Jun 17. Empower: 2 terms (term= 3 years, 5 years	

2

Kimes
ha
Carneg
ie




Accou
ntabilit
y

Extern
al
Affairs

served so far); voted onto Board 9/15/11; term expires Jun 17. Excel 1 term (term = 3 years, 2 years served so far); voted onto Board 10/2/14, term expires Jun 17 (school boards were merged in 14/15. Exceed 2 terms (term = 3 years, 5 years served so far); voted onto Board 9/15/11; term expires Jun 17. Resign

10

							ed from board in June 2017	
3	Beth Cohen			Discipline		External Affairs	Explore: 2 terms (term = 3 years, 4 years served so far); voted onto Board 9/18/12 term expires Jun 18. Empower: 2 terms (term= 3 years, 4 years served so far); voted onto Board 9/18/12; term expires Jun 18. Excel 1 term (term = 3 years, 2 years served so far); voted	10

onto Board 10/2/14, term expires Jun 18 (school boards were merged in 14/15. Exceeded 2 terms (term = 3 years, 4 years served so far); voted onto Board 9/15/11; term expires Jun 18; Resigned from board in June 2017

Explore: 2 terms (term = 3 years, 4 years served so far); voted onto Board 9/30/13 term

4

Hank Mannix




Chair/
Board
President



Finance,
Accountability

Finance

expires Jun 19. Empower: 2 terms (term= 3 years, 4 years served so far); voted onto Board 9/30/13; term expires Jun 19. Excel 2 terms (term = 3 years, 4 years served so far); voted onto Board 9/30/13, term expires Jun 19 Exceed : 2 terms (term = 3 years, 4 years served so far); voted onto Board 9/30/13; term

10

							expires Jun 19	
5	Jana Reed		Accountability			External Affairs	1 term (term= 3 years, 1 year served so far) voted onto Board for all 4 schools in unified board 4/20/16; term expires Jun 18	10
							Explore: 1 term (term = 3 years, 2 years served so far); voted onto Board 11/6/14 term expires Jun 17. Empower: 1 term (term= 3 years, 2 years served so far); voted onto	

6	Peter Walker			Finance		Legal	Board 11/6/14; term expires Jun 17. Excel 1 term (term = 3 years, 2 years served so far); voted onto Board 10/2/14, term expires Jun 17 (school boards were merged in 14/15) Exceeded : 1 term (term = 3 years, 2 years served so far); voted onto Board 9/02/14; term expires Jun 17	10
7	Tarmara Fulcher		Parent Representative			Parent Representative	Less than 1 year in 2 year	10

								2 term
8								
9								
10								
11								
12								
13								
14								
15								
16								
17								
18								
19								
20								

2. Total Number of Members on June 30, 2016 5

3. Total Number of Members Joining the Board 2016-17 School Year 2

4. Total Number of Members Departing the Board during the 2016-17 School Year 2

5. Number of Voting Members 2016-17, as set by the by-laws, resolution or minutes 7

6. Number of Board Meetings Conducted in the 2016-17 School Year 10

7. Number of Board Meetings 10

Scheduled for the [2017-18](#)

School Year

Thank you.



Entry 11 Enrollment and Retention of Special Populations

Last updated: 07/31/2017

[Instructions for Reporting Enrollment and Retention Strategies](#)

Describe the efforts the charter school has made in 2016 2017 toward meeting targets to attract and retain enrollment of students with disabilities, English language learners, and students who are economically disadvantaged. In addition, describe the school’s plans for meeting or making progress toward meeting its enrollment and retention targets in 2017 2018.

Recruitment/Attraction Efforts Toward Meeting Targets

	Describe Efforts Toward Meeting Recruitment Targets 2016 17)	Describe Plans Toward Meeting Recruitment Targets 2017 18)
Economically Disadvantaged	Excel Charter School’s overall recruitment strategy focuses on families living in the immediate neighborhood of the school and its centralized school district in order to best serve the school’s geographic community. Given the demographics of the neighborhood served, by targeting these areas, Excel recruits a large portion of students who qualify for free and reduced lunch (the majority of the school’s current student population qualifies for free and reduced lunch). Excel Charter School also utilizes family referral campaigns and partners with local organizations, with the goal being to attract more families in the profile of the families it serves, who may have otherwise not heard about the school.	Excel Charter School plans to continue and improve the overall recruitment strategy and expand the family referral campaign in our communities order to meet recruitment targets for economically disadvantaged students. Excel will also continue to establish community partnerships with organization that support families that may be economically disadvantaged. We also intend on collaborating across all schools in our network to further develop and leverage our brand in 17 18.
English Language Learners	In an effort to attract and enroll more English Language Learners, Excel Charter School created a set aside lottery preference for English Language Learners. The set aside preference seeks to fill 15% of the available kindergarten seats (about 9 out of 60 seats) with English Language Learners, in order to match or exceed the school district’s ELL population. This set aside preference is also included in our family information sessions, direct mail campaign, the school's website and in the English and Spanish versions of our application. Our schools focus on	Excel will also continue to establish community partnerships with organizations that support families that may speak languages other than English. Excel will maintain it's ELL set aside lottery preference and direct mailing, and will expand it's social media/website presence and family information sessions in order to meet recruitment targets for English Language Learners. Our applications will continue to be

	creating diverse community partnerships that also help engage families who speak languages other than English.	available in multiple languages.
Students with Disabilities	Excel Charter School employs a support services lead and staff that are qualified to teach students with disabilities. We provide mandated IEP services, such as SETSS and ICT. In our recruitment efforts (mailings, our website, etc.), we specifically advertise services available to families to ensure they are aware that we welcome all students, including those with IEPs. In addition, during family information sessions, staff members are available to answer any additional questions regarding services available to students with disabilities.	Excel Charter School plans to continue and improve the overall recruitment strategy and expand the family referral campaign in our communities order to meet recruitment targets for economically disadvantaged students. Excel will also continue to establish community partnerships with organizations that support families that may have students with disabilities.

Retention Efforts Toward Meeting Targets

	Describe Efforts Toward Meeting Retention Targets 2016 17)	Describe Plans Toward Meeting Retention Targets 2017 18)
Economically Disadvantaged	Excel Charter School provides robust support services for students who have a disability or require additional academic support. The school employs support services leads, learning specialists, social workers and guidance counselors that provide services and support for students who need it, as well as maintain communication with families to apprise them of student progress and how families can work with students at home.	Excel Charter school plans to continue and expand on ensuring our economically disadvantaged families have access to appropriate resources and that our school staff are providing effective supports.
English Language Learners	Excel Charter School provides robust support services for students who have a disability or require additional academic support. The school employs support services leads, learning specialists, social workers and guidance counselors that provide services and support for students who need it, as well as maintain communication with families to apprise them of student progress and how families can work with students at home. Our support services coordinator provides a resource to families navigating the ELL services or 504 process, answering questions and helping families better understand resources available to them. In addition, to ensure non English speaking families feel welcomed and informed, the school ensures at least one Spanish speaking staff member	Excel Charter school plans to implement a ELL curriculum that will Excel staff members to engage in more advanced dialogue with parents. Support Services Coordinators will continue to provide differentiated and appropriate support to ELLs. Spanish speaking staff members will continue to be available to guide families and arrange interpreter services as needed.

	<p>is available to guide families through paperwork and/or meetings, and arranges an interpreter for family meetings upon request.</p>	
<p>Students with Disabilities</p>	<p>Excel Charter School provides robust support services for students who have a disability or require additional academic support. The school employs support services leads, learning specialists, social workers and guidance counselors that provide services and support for students who need it, as well as maintain communication with families to apprise them of student progress and how families can work with students at home. The 16 17 school year also marked the second year of an improved 12 1 1 transfer process between schools to better place students with that mandate in available classrooms throughout the network. Additionally, a support services coordinator provides a resource to families navigating the IEP or 504 process, answering questions and helping families better understand resources available to them.</p>	<p>Excel Charter School's Support Services Coordinator will continue to provide differentiated and appropriate support to students with disabilities. The SSC and the entire support team will continue to collaborate by providing resources to families navigating the IEP or 504 process, answering questions and helping families better understand resources available to them.</p>



Entry 12 Classroom Teacher and Administrator Attrition

Last updated: 07/31/2017

Report changes in teacher and administrator staffing.

Instructions for completing the Classroom Teacher and Administrator Attrition Tables

Charter schools must complete the two tables named 2016-2017 Classroom Teacher and Administrator Attrition to report changes in teacher and administrator staffing in 2016-2017. Please provide the full time equivalent (FTE) of staff on June 30, 2016; the FTE for any departed staff from July 1, 2016 through June 30, 2017; the FTE for added staff from July 1, 2016 through June 30, 2017; and the FTE of staff added in newly created positions from July 1, 2016 through June 30, 2017 using the two tables provided.

Classroom Teacher Attrition Table

	FTE Classroom Teachers on June 30, 2016	FTE Classroom Teachers Departed 7/1/16 6/30/17	FTE Classroom Teachers Filling Vacant Positions 7/1/16 6/30/17	FTE Classroom Teachers Added in New Positions 7/1/16 6/30/17	FTE of Classroom Teachers on June 30, 2017
	40	24	24	8	46

Administrator Position Attrition Table

	FTE Administrative Positions on June 30, 2016	FTE Administrators Departed 7/1/16 6/30/17	FTE Administrators Filling Vacant Positions 7/1/16 6/30/17	FTE Administrators Added in New Positions 7/1/16 6/30/17	FTE Administrative Positions on June 30, 2017
	18	7	6	4	24

Thank you

2017-2018 Explore Schools Calendar

August						
Su	Mo	Tu	We	Th	Fr	Sa
		1	2	3	4	5
6	7	8	9	10	11	12
13	14	15	16	17	18	19
20	21	22	23	24	25	26
27	28	29	30	31		
8/30: Early Release Dismissal Time 8/31-9/1: 2pm Dismissal Time						

September						
Su	Mo	Tu	We	Th	Fr	Sa
					1	2
3	4	5	6	7	8	9
10	11	12	13	14	15	16
17	18	19	20	21	22	23
24	25	26	27	28	29	30

October						
Su	Mo	Tu	We	Th	Fr	Sa
1	2	3	4	5	6	7
8	9	10	11	12	13	14
15	16	17	18	19	20	21
22	23	24	25	26	27	28
29	30	31				

November						
Su	Mo	Tu	We	Th	Fr	Sa
		1	2	3	4	
5	6	7	8	9	10	11
12	13	14	15	16	17	18
19	20	21	22	23	24	25
26	27	28	29	30		

December						
Su	Mo	Tu	We	Th	Fr	Sa
					1	2
3	4	5	6	7	8	9
10	11	12	13	14	15	16
17	18	19	20	21	22	23
24	25	26	27	28	29	30
31						

January						
Su	Mo	Tu	We	Th	Fr	Sa
	1	2	3	4	5	6
7	8	9	10	11	12	13
14	15	16	17	18	19	20
21	22	23	24	25	26	27
28	29	30	31			

February						
Su	Mo	Tu	We	Th	Fr	Sa
				1	2	3
4	5	6	7	8	9	10
11	12	13	14	15	16	17
18	19	20	21	22	23	24
25	26	27	28			

March						
Su	Mo	Tu	We	Th	Fr	Sa
				1	2	3
4	5	6	7	8	9	10
11	12	13	14	15	16	17
18	19	20	21	22	23	24
25	26	27	28	29	30	31

April						
Su	Mo	Tu	We	Th	Fr	Sa
1	2	3	4	5	6	7
8	9	10	11	12	13	14
15	16	17	18	19	20	21
22	23	24	25	26	27	28
29	30					

May						
Su	Mo	Tu	We	Th	Fr	Sa
		1	2	3	4	5
6	7	8	9	10	11	12
13	14	15	16	17	18	19
20	21	22	23	24	25	26
27	28	29	30	31		











June						
Su	Mo	Tu	We	Th	Fr	Sa
					1	2
3	4	5	6	7	8	9
10	11	12	13	14	15	16
17	18	19	20	21	22	23
24	25	26	27	28	29	30

July						
Su	Mo	Tu	We	Th	Fr	Sa
1	2	3	4	5	6	7
8	9	10	11	12	13	14
15	16	17	18	19	20	21
22	23	24	25	26	27	28
29	30	31				

Holidays (in RED text)

Sep 4	Labor Day	Jan 1	New Year's Day	May 28	Memorial Day
Nov 23-24	Thanksgiving Day	Jan 15	Martin Luther King Day	Jul 4	Independence Day
Dec 25	Christmas Day	Feb 19	Presidents' Day		

Key

	New Teacher Orientation
	Teacher Pre-Service/In-service/Post-Service Days (Students are Off)
	Half Day for Kindergarten Only
	Half Day for Students
	Students and Teachers Off
	Parent Teacher Conferences
	Staff Critical Days
	State Exams
	Network Shutdown Week: All year-round staff on vacation
	2pm Dismissal

**First Day for All New Staff: Aug 7th*

**First Day for All Returning Staff: Aug 14th*

**First Day for Kindergarten Students: Aug 28th*

**First Day for 1st-8th Grade Students: Aug 30th*