



# Entry 1 School Information

Created: 06/06/2017 • Last updated: 07/28/2017

Please be advised that you will need to complete this cover page (including signatures) before all of the other tasks assigned to you by your authorizer are visible on your task page. While completing this task, please ensure that you select the correct authorizer (**as of June 30, 2017**) or you may not be assigned the correct tasks.

**a. SCHOOL NAME AND BEDS#** FAMILY LIFE ACADEMY CS I (SUNY Trustees)

(Select name from the drop down menu)

**b. CHARTER AUTHORIZER** SUNY-Authorized Charter School

(For technical reasons, please re-select authorizer name from the drop down menu).

**c. DISTRICT / CSD OF LOCATION** NYC CSD 9

## d1. SCHOOL INFORMATION

|  | PRIMARY ADDRESS                         | PHONE NUMBER | FAX NUMBER   | EMAIL ADDRESS |
|--|---|--------------|--------------|---------------|
|  | 14 West 170th Street<br>Bronx, NY 10452 | 718-410-8100 | 718-410-8800 |               |

## d2. PHONE CONTACT NUMBER FOR AFTER HOURS EMERGENCIES

|                                       |                  |
|---------------------------------------|------------------|
| Contact Name                          | Evelyn Centeno   |
| Title                                 | School Principal |
| Emergency Phone Number (###-###-####) | 845-242-5766     |

**e. SCHOOL WEB ADDRESS (URL)** <http://flacs.flacsny.com/>

**f. DATE OF INITIAL CHARTER** 09/2001

**g. DATE FIRST OPENED FOR INSTRUCTION** 09/2001

**i. TOTAL ENROLLMENT ON JUNE 30, 2017** 463

**j. GRADES SERVED IN SCHOOL YEAR 2016-17**

Check all that apply

|               |                           |
|---------------|---------------------------|
| Grades Served | K, 1, 2, 3, 4, 5, 6, 7, 8 |
|---------------|---------------------------|

**k1. DOES THE SCHOOL CONTRACT WITH A CHARTER OR EDUCATIONAL MANAGEMENT ORGANIZATION?** No

**I1. FACILITIES**

Does the school maintain or operate multiple sites?

|  |                    |
|--|--------------------|
|  | No, just one site. |
|--|--------------------|

**I2. SCHOOL SITES**

Please list the sites where the school will operate for the upcoming school year.

|                                  | Physical Address                        | Phone Number | District/CSD | Grades Served at Site | School at Full Capacity at Site | Facilities Agreement |
|----------------------------------|---|--------------|--------------|-----------------------|---------------------------------|----------------------|
| Site 1<br>(same as primary site) | 14 West 170th Street<br>Bronx, NY 10452 | 718-410-8100 | CSD 9        | K-5                   | Yes                             | Rent/Lease           |
| Site 2                           |   |              |              |                       |                                 |                      |
| Site 3                           |   |              |              |                       |                                 |                      |

**I2a. Please provide the contact information for Site 1.**

|                    | Name           | Work Phone   | Alternate Phone | Email Address  |
|--------------------|----------------|--------------|-----------------|--|
| School Leader      | Evelyn Centeno | 718-410-8100 |                 | <a href="mailto:ecenteno@flacsny.com">ecenteno@flacsny.com</a> |
| Operational Leader | Evelyn Centeno | 718-410-8100 |                 | <a href="mailto:ecenteno@flacsny.com">ecenteno@flacsny.com</a> |
| Compliance Contact | Carmen Heskey  | 718-665-2805 |                 | <a href="mailto:cheskey@flacsny.com">cheskey@flacsny.com</a>   |
| Complaint Contact  | Marilyn Calo   | 718-410-8100 |                 | <a href="mailto:marilync@flacsny.com">marilync@flacsny.com</a> |

**m1. Is the school or are the school sites co-located?** No

**n1. Were there any revisions to the school's charter during the 2016-17 school year? (Please include approved or pending material and non-material charter revisions).** Yes

## n2. Summary of Charter Revisions

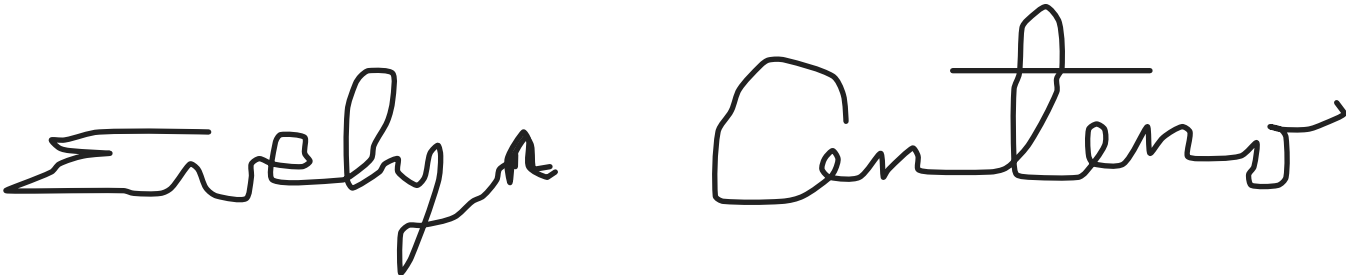
|   | Category (Select Best Description)  | Specific Revision (150 word limit)  | Date Approved by BOT (if applicable) | Date Approved by Authorizer (if applicable) |
|---|-------------------------------------|---|--------------------------------------|---|
| 1 | Change in Bylaws                    | FLACS I modified its bylaws in accordance with changes requested by its authorizer. |                                      | Pending                                     |
| 2 | Change in Grade Level Configuration | The school was changed to a K-5 from a K-8 school.                                  |                                      | March 2017                                  |
| 3 |                                     |   |                                      |   |
| 4 |                                     |   |                                      |   |
| 5 |                                     |   |                                      |   |

**o. Name and Position of Individual(s) Who Completed the 2016-17 Annual Report.** Guillermo Neira Data Specialist

**p. Our signatures below attest that all of the information contained herein is truthful and accurate and that this charter school is in compliance with all aspects of its charter, and with all pertinent Federal, State, and local laws, regulations, and rules. We understand that if any information in any part of this report is found to have been deliberately misrepresented, that will constitute grounds for the revocation of our charter. Check **YES** if you agree and then use the mouse on your PC or the stylist on your mobile device to sign your name).**

Yes

**Signature, Head of Charter School**

Two handwritten signatures in black ink. The first signature on the left is 'Evelyn' and the second signature on the right is 'Antonio'.

**Signature, President of the Board of Trustees**

A handwritten signature in black ink, consisting of several stylized, overlapping loops and a long, sweeping horizontal stroke extending to the right.

**Date**

2017/07/13

**Thank you.**



# Entry 2 NYS School Report Card Link

Last updated: 07/07/2017

## 1. NEW YORK STATE REPORT CARD

**Provide a direct URL or web link to the most recent New York State School Report Card for the charter school (See <https://reportcards.nysed.gov/>).**

(Charter schools completing year one will not yet have a School Report Card or link to one. Please type "URL is not available" in the space provided).

<https://data.nysed.gov/reportcard.php?instid=800000046302&year=2016&createreport=1&enrollments=1&avgclasssize=1&freelunch=1&attendance=1&suspensions=1&teacherqual=1&teacherturnover=1&staffcounts=1&38ELA=1&38MATH=1&48SCI=1&lep=1&naep=1&regents=1&elemELA=1&elemMATH=1&elemSci=1&unweighted=1>



# Entry 4 Expenditures per Child

Created: 07/07/2017 • Last updated: 07/26/2017

## Financial Information

This information is required of ALL charter schools. Provide the following measures of fiscal performance of the charter school in Appendix B (Total Expenditures and Administrative Expenditures Per Child):

### 1. Total Expenditures Per Child

To calculate '**Total Expenditures per Child**' take total expenditures (from the unaudited 2016-17 Schedule of Functional Expenses) and divide by the year end FTE student enrollment. (Integers Only. No dollar signs or commas).

**Note:** The information on the Schedule of Functional Expenses on pages 41-43 of the Audit Guide can help schools locate the amounts to use in the two per pupil calculations: <http://www.p12.nysed.gov/psc/AuditGuide.html>

|   |         |
|---|---------|
| Line 1: Total Expenditures              | 7863932 |
| Line 2: Year End FTE student enrollment | 465     |
| Line 3: Divide Line 1 by Line 2         | 16909   |

## 2. Administrative Expenditures per Child

To calculate **'Administrative Expenditures per Child'** To calculate "Administrative Expenditures per Child" first *add* together the following:

1. Take the relevant portion from the 'personnel services cost' row and the 'management and general' column (from the unaudited 2016-17 Schedule of Functional Expenses)
2. Any contracted administrative/management fee paid to other organizations or corporations
3. Take the total from above and divide it by the year-end FTE enrollment. The relevant portion that must be included in this calculation is defined as follows:

Administrative Expenditures: Administration and management of the charter school includes the activities and personnel of the offices of the chief school officer, the finance or business offices, school operations personnel, data management and reporting, human resources, technology, etc. It also includes those administrative and management services provided by other organizations or corporations on behalf of the charter school for which the charter school pays a fee or other compensation. Do not include the FTE of personnel whose role is to directly support the instructional program.

### Notes:

**The information on the Schedule of Functional Expenses on pages 41-43 of the Audit Guide can help schools locate the amounts to use in the two per pupil calculations:**

**<http://www.p12.nysed.gov/psc/AuditGuide.html>.**

**Employee benefit costs or expenditures should not be reported in the above calculations.**

|  |        |
|--|--------|
| Line 1: Relevant Personnel Services Cost (Row)               | 535410 |
| Line 2: Management and General Cost (Column)                 | 366964 |
| Line 3: Sum of Line 1 and Line 2                             | 902374 |
| Line 5: Divide Line 3 by the Year End FTE student enrollment | 1940   |

**Thank you.**



**GENERAL INSTRUCTIONS FOR  
ANNUAL BUDGET/QUARTERLY REPORT**

**TEMPLATE TABS**

**1- GRAY tab contains the Instructions**




|                                     |  |
|-------------------------------------|--|
| <a href="#">Instructions</a>        | Provides description of tabs and input requirements. |
| <a href="#">Funding by District</a> | Charter School Tuition Rates                         |

**2- BLUE tabs require input of information**

|                                    |  |
|------------------------------------|--|
| <a href="#">1.) Name of School</a> | >Select school name from list.<br>>Enter contact information.  |
| <a href="#">2.) Enrollment</a>     | Enter enrollment information for Annual Budget (& Revisions) and Quarterly Actuals. Includes:<br>>Enrollment by Grade<br>>Enrollment by District   |
| <a href="#">3.) Staffing Plan</a>  | Enter staffing plan information for Annual Budget (& Revisions) and Quarterly Actuals. Includes:<br>>Full Time Equivalent (FTE), by Position Category, By Quarter  |
| <a href="#">4.) Yearly Budget</a>  | Enter Yearly Budget information. Includes:<br>>"Pior Year" column may be completed based upon preliminary data, and adjusted with Annual Audited data when the Quarter 2 Actuals are being submitted. (Note: Quarterly Revenue allocation may be set)<br>>Budgeted Enrollment data and Per Pupil Revenue for the current year are populated based upon input on tab "2.) Enrollment."<br>>Budgeted FTE for current year is populated based upon input on tab "3.) Staffing Plan."<br>>All other sources of revenue<br>>All expenses<br>>Budget Revisions, as necessary and <i>approved</i> by the school's Board of Directors, should be submitted when submitting Quarterly Actuals |
| <a href="#">5.) Balance Sheet</a>  | Enter Balance Sheet information for EdCorps. Separate schools merged into a primary EdCorp should NOT use this tab.<br>>"Pior Year" column may be completed based upon preliminary data, and adjusted with Annual Audited data when the Quarter 2 Actuals are being submitted.   |

|   |   |
|---|---|
| <a href="#">6.) Quarterly Report</a>          | Enter Actual Quarterly Report information . Includes:<br>>Actual Enrollment data and Per Pupil Revenue for the current year are populated based upon input on tab "2.) Enrollment."<br>>Actual FTE for current year is populated based upon input on tab "3.) Staffing Plan."<br>>All other sources of revenue<br>>All expenses |
| <a href="#">7.) Annual Report Requirement</a> | Complete when submitting Actual Quarter 4.  |

**CELL COLORS & GUIDANCE COMMENTS**

-  = Enter information into the light BLUE shaded cells.
-  = Cells labeled in ORANGE containe guidance regarding the input of information.
-  = Cells containing RED triangles in the upper right corner contain "guidance comments" on that particular line item. Please "mouse-over" the triangle to reveal each comment.

**Charter Funding Alphabetical By NYS School District**  
**\* (Sum of Charter School Basic Tuition and Supplemental Basic Tuition)**



## ANNUAL BUDGET & QUARTERLY REPORT TEMPLATE

### Family Life Academy Charter School

#### SCHOOL

|              |                                    |
|--------------|------------------------------------|
| <b>Name:</b> | Family Life Academy Charter School |
|--------------|------------------------------------|

#### CONTACT INFORMATION

|                       |                         |
|-----------------------|-------------------------|
| <b>Contact Name:</b>  | Scott Quintero          |
| <b>Contact Title:</b> | Chief Financial Officer |
| <b>Contact Email:</b> | Squintero@flacsny.com   |
| <b>Contact Phone:</b> | 718-665-2805            |

#### REPORT PERIOD

|                               |         |
|-------------------------------|---------|
| <b>Current Academic Year:</b> | 2017-18 |
| <b>Prior Academic Year:</b>   | 2016-17 |









**PLAN - FULL TIME EQUIVALENT**

**STAFFING PLAN - FULL TIME EQUIVALENT ("FTE")**

*\*NOTE: Enter the number of FTE positions in the "blue" cells.*

*\*NOTE: Enter the number of FTE positions in the "blue" cells.*

*\*NOTE: If there are NO budget revisions at the time of quarterly submittal leave the 'REVISED' Column(s) COMPLETELY BLANK.*

| ADMINISTRATIVE PERSONNEL FTE      | ADMINISTRATIVE PERSONNEL FTE      |
|-----------------------------------|-----------------------------------|
| Executive Management              | Executive Management              |
| Instructional Management          | Instructional Management          |
| Deans, Directors & Coordinators   | Deans, Directors & Coordinators   |
| CFO / Director of Finance         | CFO / Director of Finance         |
| Operation / Business Manager      | Operation / Business Manager      |
| Administrative Staff              | Administrative Staff              |
| <b>TOTAL ADMINISTRATIVE STAFF</b> | <b>TOTAL ADMINISTRATIVE STAFF</b> |

| PRIOR YEAR |
|------------|
| 2016-17    |
| ACTUAL     |
|            |
|            |
|            |
|            |
|            |
|            |
|            |
|            |
| 0.0        |

| ANNUAL BUDGETED FTE |         |          |         |          |         |          |         |
|---------------------|---------|----------|---------|----------|---------|----------|---------|
| Q1                  |         | Q2       |         | Q3       |         | Q4       |         |
| Original            | Revised | Original | Revised | Original | Revised | Original | Revised |
| 0.6                 |         | 0.6      |         | 0.6      |         | 0.6      |         |
| 2.0                 |         | 2.0      |         | 2.0      |         | 2.0      |         |
| 2.2                 |         | 2.2      |         | 2.2      |         | 2.2      |         |
| 0.3                 |         | 0.3      |         | 0.3      |         | 0.3      |         |
| 0.3                 |         | 0.3      |         | 0.3      |         | 0.3      |         |
| 10.1                |         | 10.1     |         | 10.1     |         | 10.1     |         |
| 15.5                | 0.0     | 15.5     | 0.0     | 15.5     | 0.0     | 15.5     | 0.0     |

| INSTRUCTIONAL PERSONNEL FTE | INSTRUCTIONAL PERSONNEL FTE |
|-----------------------------|-----------------------------|
| Teachers - Regular          | Teachers - Regular          |
| Teachers - SPED             | Teachers - SPED             |
| Substitute Teachers         | Substitute Teachers         |
| Teaching Assistants         | Teaching Assistants         |
| Specialty Teachers          | Specialty Teachers          |
| Aides                       | Aides                       |
| Therapists & Counselors     | Therapists & Counselors     |
| Other                       | Other                       |
| <b>TOTAL INSTRUCTIONAL</b>  | <b>TOTAL INSTRUCTIONAL</b>  |

| PRIOR YEAR |
|------------|
| 2016-17    |
| ACTUAL     |
|            |
|            |
|            |
|            |
|            |
|            |
|            |
|            |
|            |
| 0.0        |

| ANNUAL BUDGETED FTE |         |          |         |          |         |          |         |
|---------------------|---------|----------|---------|----------|---------|----------|---------|
| Q1                  |         | Q2       |         | Q3       |         | Q4       |         |
| Original            | Revised | Original | Revised | Original | Revised | Original | Revised |
| 10.0                |         | 10.0     |         | 10.0     |         | 10.0     |         |
| 2.0                 |         | 2.0      |         | 2.0      |         | 2.0      |         |
|                     |         |          |         |          |         |          |         |
| 9.0                 |         | 9.0      |         | 9.0      |         | 9.0      |         |
| 4.3                 |         | 4.3      |         | 4.3      |         | 4.3      |         |
|                     |         |          |         |          |         |          |         |
| 1.0                 |         | 1.0      |         | 1.0      |         | 1.0      |         |
| 1.0                 |         | 1.0      |         | 1.0      |         | 1.0      |         |
| 27.3                | 0.0     | 27.3     | 0.0     | 27.3     | 0.0     | 27.3     | 0.0     |

| NON-INSTRUCTIONAL PERSONNEL FTE | NON-INSTRUCTIONAL PERSONNEL FTE |
|---------------------------------|---------------------------------|
| Nurse                           | Nurse                           |
| Librarian                       | Librarian                       |
| Custodian                       | Custodian                       |
| Security                        | Security                        |
| Other                           | Other                           |
| <b>TOTAL NON-INSTRUCTIONAL</b>  | <b>TOTAL NON-INSTRUCTIONAL</b>  |

| PRIOR YEAR |
|------------|
| 2016-17    |
| ACTUAL     |
|            |
|            |
|            |
|            |
|            |
|            |
|            |
|            |
| 0.0        |

| ANNUAL BUDGETED FTE |         |          |         |          |         |          |         |
|---------------------|---------|----------|---------|----------|---------|----------|---------|
| Q1                  |         | Q2       |         | Q3       |         | Q4       |         |
| Original            | Revised | Original | Revised | Original | Revised | Original | Revised |
|                     |         |          |         |          |         |          |         |
| 5.3                 |         | 5.3      |         | 5.3      |         | 5.3      |         |
| 2.0                 |         | 2.0      |         | 2.0      |         | 2.0      |         |
| 4.0                 |         | 4.0      |         | 4.0      |         | 4.0      |         |
| 11.3                | 0.0     | 11.3     | 0.0     | 11.3     | 0.0     | 11.3     | 0.0     |

| TOTAL PERSONNEL SERVICE FTE | TOTAL PERSONNEL SERVICE FTE |
|-----------------------------|-----------------------------|
|                             |                             |

|     |
|-----|
| 0.0 |
|-----|

|      |     |      |     |      |     |      |     |
|------|-----|------|-----|------|-----|------|-----|
| 54.1 | 0.0 | 54.1 | 0.0 | 54.1 | 0.0 | 54.1 | 0.0 |
|------|-----|------|-----|------|-----|------|-----|

**MILY LIFE ACADEMY CHARTER S  
2017-18**

**PLAN - FULL TIME EQUIVALENT**

*\*NOTE: Enter the number of FTE positions in the "blue" cells.*

*ld be input.*

*\*NOTE: State the assumptions that are being made for personnel FTE levels.*

| ADMINISTRATIVE PERSONNEL FTE      | Q4<br>Actual |
|-----------------------------------|--------------|
| Executive Management              |              |
| Instructional Management          |              |
| Deans, Directors & Coordinators   |              |
| CFO / Director of Finance         |              |
| Operation / Business Manager      |              |
| Administrative Staff              |              |
| <b>TOTAL ADMINISTRATIVE STAFF</b> | 0.0          |

| Description of Assumptions           |
|--------------------------------------|
|                                      |
| shared CEO, COO                      |
|                                      |
|                                      |
| shared CFO                           |
| shared DOO                           |
| included sharing Network admin staff |
|                                      |

| INSTRUCTIONAL PERSONNEL FTE | Q4<br>Actual |
|-----------------------------|--------------|
| Teachers - Regular          |              |
| Teachers - SPED             |              |
| Substitute Teachers         |              |
| Teaching Assistants         |              |
| Specialty Teachers          |              |
| Aides                       |              |
| Therapists & Counselors     |              |
| Other                       |              |
| <b>TOTAL INSTRUCTIONAL</b>  | 0.0          |

| Description of Assumptions |
|----------------------------|
|                            |
|                            |
|                            |
|                            |
|                            |
|                            |
|                            |
| Summer school              |
|                            |

| NON-INSTRUCTIONAL PERSONNEL FTE | Q4<br>Actual |
|---------------------------------|--------------|
| Nurse                           |              |
| Librarian                       |              |
| Custodian                       |              |
| Security                        |              |
| Other                           |              |
| <b>TOTAL NON-INSTRUCTIONAL</b>  | 0.0          |

| Description of Assumptions |
|----------------------------|
|                            |
|                            |
|                            |
|                            |
|                            |
|                            |
|                            |
| PTO, cafeteria, others     |
|                            |

|                                    |     |
|------------------------------------|-----|
| <b>TOTAL PERSONNEL SERVICE FTE</b> | 0.0 |
|------------------------------------|-----|

|  |
|--|
|  |
|--|

**FAMILY LIFE ACADEMY CHARTER SCHOOL**  
**Budget / Operating Plan**  
**2017-18**

|                                  |   |           |   |   |           |   |   |           |
|----------------------------------|---|-----------|---|---|-----------|---|---|-----------|
| <b>Total Revenue</b>             | - | 1,196,831 | - | - | 1,293,359 | - | - | 1,293,359 |
| <b>Total Expenses</b>            | - | 1,127,745 | - | - | 1,317,067 | - | - | 1,255,656 |
| <b>Net Income</b>                | - | 69,086    | - | - | (23,708)  | - | - | 37,703    |
| <b>Actual Student Enrollment</b> | - | 307       | - | - | 307       | - | - | 307       |

|  |                                  |                                 |                       |                 |                                   |                       |                 |                        |
|--|----------------------------------|---------------------------------|-----------------------|-----------------|-----------------------------------|-----------------------|-----------------|------------------------|
|  | <b>Prior Year Actual</b>         | <b>1st Quarter - 7/1 - 9/30</b> |                       |                 | <b>2nd Quarter - 10/1 - 12/31</b> |                       |                 | <b>3rd Quarter</b>     |
|  | <b>2016-17 Revenue Per Pupil</b> | <b>Original Budget</b>          | <b>Revised Budget</b> | <b>Variance</b> | <b>Original Budget</b>            | <b>Revised Budget</b> | <b>Variance</b> | <b>Original Budget</b> |

**REVENUE**

**REVENUES FROM STATE SOURCES**

2017-18  
Per Pupil Rate

*\*NOTE: If there are NO budget revisions at the time of quarterly submittal leave  
If budget revisions ARE made, the entire "REVISED" budget columns for the affected*

|  | PPR %/Qtr-> | 25.0%     | 25.0%     |   | 25.0%     | 25.0%     |   | 25.0%     |
|--|-------------|-----------|-----------|---|-----------|-----------|---|-----------|
| Allocate Per Pupil Revenue by Quarter                        |             |           |           |   |           |           |   |           |
| NYC CHANCELLOR'S OFFICE                                      |             | 1,111,316 | -         | - | 1,111,316 | -         | - | 1,111,316 |
| YONKERS CITY SD  |             | 3,756     | -         | - | 3,756     | -         | - | 3,756     |
| -  |             | -         | -         | - | -         | -         | - | -         |
| -  |             | -         | -         | - | -         | -         | - | -         |
| -  |             | -         | -         | - | -         | -         | - | -         |
| -  |             | -         | -         | - | -         | -         | - | -         |
| -  |             | -         | -         | - | -         | -         | - | -         |
| -  |             | -         | -         | - | -         | -         | - | -         |
| -  |             | -         | -         | - | -         | -         | - | -         |
| -  |             | -         | -         | - | -         | -         | - | -         |
| -  |             | -         | -         | - | -         | -         | - | -         |
| -  |             | -         | -         | - | -         | -         | - | -         |
| -  |             | -         | -         | - | -         | -         | - | -         |
| -  |             | -         | -         | - | -         | -         | - | -         |
| -  |             | -         | -         | - | -         | -         | - | -         |
| -  |             | -         | -         | - | -         | -         | - | -         |
| -  |             | -         | -         | - | -         | -         | - | -         |
| -  |             | -         | -         | - | -         | -         | - | -         |
| -  |             | -         | -         | - | -         | -         | - | -         |
| -  |             | -         | -         | - | -         | -         | - | -         |
| ALL OTHER School Districts: ( Weighted Avg )                 |             | -         | -         | - | -         | -         | - | -         |
| TOTAL Per Pupil Revenue (Weighted Average Per Pupil Funding) |             | -         | 1,115,071 | - | -         | 1,115,071 | - | -         |
| Special Education Revenue                                    |             | -         | 18,183    | - | -         | 18,183    | - | -         |
| Grants   |             |           |           |   |           |           |   |           |
| Stimulus   |             |           |           | - |           |           | - |           |
| DYCD (Department of Youth and Community Development)         |             |           |           | - |           |           | - |           |
| Other  |             |           |           | - |           |           | - |           |
| NYC DoE Rental Assistance                                    |             |           |           |   |           |           |   |           |
| Other  |             | 404       |           | - | 1,212     |           | - | 1,212     |
| TOTAL REVENUE FROM STATE SOURCES                             |             | -         | 1,133,658 | - | -         | 1,134,466 | - | -         |

**REVENUE FROM FEDERAL FUNDING**

|                                  |  |        |  |   |        |  |   |        |
|----------------------------------|--|--------|--|---|--------|--|---|--------|
| IDEA Special Needs               |  |        |  | - |        |  | - |        |
| Title I                          |  | 16,522 |  | - | 49,566 |  | - | 49,566 |
| Title Funding - Other            |  | 12,722 |  | - | 38,166 |  | - | 38,166 |
| School Food Service (Free Lunch) |  | 18,616 |  | - | 55,848 |  | - | 55,848 |
| Grants                           |  |        |  |   |        |  |   |        |

| <b>FAMILY LIFE ACADEMY CHARTER SCHOOL</b>              |                          |                                 |                |                 |                                   |                |                 |                  |
|--|--------------------------|---------------------------------|----------------|-----------------|-----------------------------------|----------------|-----------------|------------------|
| <b>Budget / Operating Plan</b>                         |                          |                                 |                |                 |                                   |                |                 |                  |
| <b>2017-18</b>   |                          |                                 |                |                 |                                   |                |                 |                  |
| <b>Total Revenue</b>                                   | -                        | <b>1,196,831</b>                | -              | -               | <b>1,293,359</b>                  | -              | -               | <b>1,293,359</b> |
| <b>Total Expenses</b>                                  | -                        | <b>1,127,745</b>                | -              | -               | <b>1,317,067</b>                  | -              | -               | <b>1,255,656</b> |
| <b>Net Income</b>                                      | -                        | <b>69,086</b>                   | -              | -               | <b>(23,708)</b>                   | -              | -               | <b>37,703</b>    |
| <b>Actual Student Enrollment</b>                       | -                        | <b>307</b>                      | -              | -               | <b>307</b>                        | -              | -               | <b>307</b>       |
|  | <b>Prior Year Actual</b> | <b>1st Quarter - 7/1 - 9/30</b> |                |                 | <b>2nd Quarter - 10/1 - 12/31</b> |                |                 | <b>3rd Q</b>     |
|  | <b>2016-17</b>           | <b>Original</b>                 | <b>Revised</b> |                 | <b>Original</b>                   | <b>Revised</b> |                 | <b>Original</b>  |
|  | <b>Revenue Per</b>       | <b>Budget</b>                   | <b>Budget</b>  | <b>Variance</b> | <b>Budget</b>                     | <b>Budget</b>  | <b>Variance</b> | <b>Budget</b>    |
|  | <b>Pupil</b>             |                                 |                |                 |                                   |                |                 |                  |
| Charter School Program (CSP) Planning & Implementation |                          |                                 |                | -               |                                   |                | -               |                  |
| Other  |                          |                                 |                | -               |                                   |                | -               |                  |
| Other  |                          |                                 |                | -               |                                   |                | -               |                  |
| <b>TOTAL REVENUE FROM FEDERAL SOURCES</b>              | -                        | 47,860                          | -              | -               | 143,580                           | -              | -               | 143,580          |
| <b>LOCAL and OTHER REVENUE</b>                         |                          |                                 |                |                 |                                   |                |                 |                  |
| Contributions and Donations                            |                          | 2,674                           |                | -               | 2,674                             |                | -               | 2,674            |
| Fundraising  |                          |                                 |                | -               |                                   |                | -               |                  |
| Erate Reimbursement                                    |                          | 9,795                           |                | -               | 9,795                             |                | -               | 9,795            |
| Earnings on Investments                                |                          |                                 |                | -               |                                   |                | -               |                  |
| Interest Income  |                          | 2,844                           |                | -               | 2,844                             |                | -               | 2,844            |
| Food Service (Income from meals)                       |                          |                                 |                | -               |                                   |                | -               |                  |
| Text Book  |                          |                                 |                | -               |                                   |                | -               |                  |
| OTHER  |                          |                                 |                | -               |                                   |                | -               |                  |
| <b>TOTAL REVENUE FROM LOCAL and OTHER SOURCES</b>      | -                        | 15,313                          | -              | -               | 15,313                            | -              | -               | 15,313           |
| <b>TOTAL REVENUE</b>                                   | -                        | <b>1,196,831</b>                | -              | -               | <b>1,293,359</b>                  | -              | -               | <b>1,293,359</b> |

**FAMILY LIFE ACADEMY CHARTER SCHOOL**  
**Budget / Operating Plan**  
**2017-18**

|                                  |                          |                                 |                |                 |                                   |                |                 |                 |
|----------------------------------|--------------------------|---------------------------------|----------------|-----------------|-----------------------------------|----------------|-----------------|-----------------|
| <b>Total Revenue</b>             | -                        | 1,196,831                       | -              | -               | 1,293,359                         | -              | -               | 1,293,359       |
| <b>Total Expenses</b>            | -                        | 1,127,745                       | -              | -               | 1,317,067                         | -              | -               | 1,255,656       |
| <b>Net Income</b>                | -                        | 69,086                          | -              | -               | (23,708)                          | -              | -               | 37,703          |
| <b>Actual Student Enrollment</b> | -                        | 307                             | -              | -               | 307                               | -              | -               | 307             |
|                                  | <b>Prior Year Actual</b> | <b>1st Quarter - 7/1 - 9/30</b> |                |                 | <b>2nd Quarter - 10/1 - 12/31</b> |                |                 | <b>3rd Q</b>    |
|                                  | <b>2016-17</b>           | <b>Original</b>                 | <b>Revised</b> |                 | <b>Original</b>                   | <b>Revised</b> |                 | <b>Original</b> |
|                                  | <b>Revenue Per</b>       | <b>Budget</b>                   | <b>Budget</b>  | <b>Variance</b> | <b>Budget</b>                     | <b>Budget</b>  | <b>Variance</b> | <b>Budget</b>   |
|                                  | <b>Pupil</b>             |                                 |                |                 |                                   |                |                 |                 |

**EXPENSES**

**ADMINISTRATIVE STAFF PERSONNEL COSTS**

Avg. No.  
of Positions

|                                   |       |         |   |   |         |   |   |         |
|-----------------------------------|-------|---------|---|---|---------|---|---|---------|
| Executive Management              | 0.60  | 24,384  |   | - | 24,384  |   | - | 24,384  |
| Instructional Management          | 2.00  | 61,530  |   | - | 61,530  |   | - | 61,530  |
| Deans, Directors & Coordinators   | 2.20  | 46,609  |   | - | 46,609  |   | - | 46,609  |
| CFO / Director of Finance         | 0.30  | 9,499   |   | - | 9,499   |   | - | 9,499   |
| Operation / Business Manager      | 0.30  | 4,941   |   | - | 4,941   |   | - | 4,941   |
| Administrative Staff              | 10.10 | 123,785 |   | - | 123,785 |   | - | 123,785 |
| <b>TOTAL ADMINISTRATIVE STAFF</b> | 15.50 | 270,748 | - | - | 270,748 | - | - | 270,748 |

**INSTRUCTIONAL PERSONNEL COSTS**

|                            |       |         |   |   |         |   |   |         |
|----------------------------|-------|---------|---|---|---------|---|---|---------|
| Teachers - Regular         | 10.00 | 79,950  |   | - | 186,550 |   | - | 159,900 |
| Teachers - SPED            | 2.00  | 20,220  |   | - | 47,180  |   | - | 40,440  |
| Substitute Teachers        | -     |         |   | - |         |   | - |         |
| Teaching Assistants        | 9.00  | 31,002  |   | - | 72,338  |   | - | 62,004  |
| Specialty Teachers         | 4.30  | 28,091  |   | - | 65,544  |   | - | 56,181  |
| Aides                      | -     |         |   | - |         |   | - |         |
| Therapists & Counselors    | 1.00  | 8,655   |   | - | 20,194  |   | - | 17,310  |
| Other                      | 1.00  | 30,066  |   | - | -       |   | - | -       |
| <b>TOTAL INSTRUCTIONAL</b> | 27.30 | 197,984 | - | - | 391,806 | - | - | 335,835 |

**NON-INSTRUCTIONAL PERSONNEL COSTS**

|                                |       |        |   |   |         |   |   |         |
|--------------------------------|-------|--------|---|---|---------|---|---|---------|
| Nurse                          | -     |        |   | - |         |   | - |         |
| Librarian                      | -     |        |   | - |         |   | - |         |
| Custodian                      | 5.30  | 37,652 |   | - | 37,652  |   | - | 37,652  |
| Security                       | 2.00  | 14,340 |   | - | 14,340  |   | - | 14,340  |
| Other                          | 4.00  | 43,762 |   | - | 55,792  |   | - | 55,792  |
| <b>TOTAL NON-INSTRUCTIONAL</b> | 11.30 | 95,754 | - | - | 107,784 | - | - | 107,784 |

**SUBTOTAL PERSONNEL SERVICE COSTS**

|                                   |       |         |   |   |         |   |   |         |
|-----------------------------------|-------|---------|---|---|---------|---|---|---------|
|                                   | 54.10 | 564,486 | - | - | 770,338 | - | - | 714,367 |
| <b>PAYROLL TAXES AND BENEFITS</b> |       |         |   |   |         |   |   |         |
| Payroll Taxes                     |       | 43,183  |   | - | 58,931  |   | - | 54,649  |
| Fringe / Employee Benefits        |       | 87,853  |   | - | 89,911  |   | - | 89,351  |

|   |  | FAMILY LIFE ACADEMY CHARTER SCHOOL<br>Budget / Operating Plan<br>2017-18 |                                 |                           |                 |                                   |                           |                 |                            |
|---|--|--|---------------------------------|---------------------------|-----------------|-----------------------------------|---------------------------|-----------------|----------------------------|
| <b>Total Revenue</b>                        |  | -  | 1,196,831                       | -                         | -               | 1,293,359                         | -                         | -               | 1,293,359                  |
| <b>Total Expenses</b>                       |  | -  | 1,127,745                       | -                         | -               | 1,317,067                         | -                         | -               | 1,255,656                  |
| <b>Net Income</b>                           |  | -  | 69,086                          | -                         | -               | (23,708)                          | -                         | -               | 37,703                     |
| <b>Actual Student Enrollment</b>            |  | -  | 307                             | -                         | -               | 307                               | -                         | -               | 307                        |
|   |  | <b>Prior Year Actual</b>   | <b>1st Quarter - 7/1 - 9/30</b> |                           |                 | <b>2nd Quarter - 10/1 - 12/31</b> |                           |                 | <b>3rd Quarter</b>         |
|   |  | <b>2016-17<br/>Revenue Per<br/>Pupil</b>                                 | <b>Original<br/>Budget</b>      | <b>Revised<br/>Budget</b> | <b>Variance</b> | <b>Original<br/>Budget</b>        | <b>Revised<br/>Budget</b> | <b>Variance</b> | <b>Original<br/>Budget</b> |
| Retirement / Pension                        |  |  | 4,052                           |                           | -               | 6,250                             |                           | -               | 5,652                      |
| TOTAL PAYROLL TAXES AND BENEFITS            |  | -  | 135,088                         | -                         | -               | 155,092                           | -                         | -               | 149,652                    |
| <b>TOTAL PERSONNEL SERVICE COSTS</b>        |  |  | 699,574                         | -                         | -               | 925,430                           | -                         | -               | 864,019                    |
| <b>CONTRACTED SERVICES</b>                  |  |  |                                 |                           |                 |                                   |                           |                 |                            |
| Accounting / Audit                          |  |  |                                 |                           | -               |                                   |                           | -               |                            |
| Legal                                       |  |  | 903                             |                           | -               | 903                               |                           | -               | 903                        |
| Management Company Fee                      |  |  |                                 |                           | -               |                                   |                           | -               |                            |
| Nurse Services                              |  |  |                                 |                           | -               |                                   |                           | -               |                            |
| Food Service / School Lunch                 |  |  |                                 |                           | -               |                                   |                           | -               |                            |
| Payroll Services                            |  |  | 4,247                           |                           | -               | 4,247                             |                           | -               | 4,247                      |
| Special Ed Services                         |  |  |                                 |                           | -               |                                   |                           | -               |                            |
| Titlement Services (i.e. Title I)           |  |  |                                 |                           | -               |                                   |                           | -               |                            |
| Other Purchased / Professional / Consulting |  |  | 15,521                          |                           | -               | 17,999                            |                           | -               | 17,999                     |
| <b>TOTAL CONTRACTED SERVICES</b>            |  | -  | 20,671                          | -                         | -               | 23,149                            | -                         | -               | 23,149                     |

54.10

**FAMILY LIFE ACADEMY CHARTER SCHOOL**  
**Budget / Operating Plan**  
**2017-18**

|                                  |   |                  |   |   |                  |   |   |                  |
|----------------------------------|---|------------------|---|---|------------------|---|---|------------------|
| <b>Total Revenue</b>             | - | <b>1,196,831</b> | - | - | <b>1,293,359</b> | - | - | <b>1,293,359</b> |
| <b>Total Expenses</b>            | - | <b>1,127,745</b> | - | - | <b>1,317,067</b> | - | - | <b>1,255,656</b> |
| <b>Net Income</b>                | - | <b>69,086</b>    | - | - | <b>(23,708)</b>  | - | - | <b>37,703</b>    |
| <b>Actual Student Enrollment</b> | - | <b>307</b>       | - | - | <b>307</b>       | - | - | <b>307</b>       |

|  | Prior Year Actual<br>2016-17<br>Revenue Per<br>Pupil | 1st Quarter - 7/1 - 9/30 |                   |          | 2nd Quarter - 10/1 - 12/31 |                   |          | 3rd Q              |
|--|--|--------------------------|-------------------|----------|----------------------------|-------------------|----------|--------------------|
|  |  | Original<br>Budget       | Revised<br>Budget | Variance | Original<br>Budget         | Revised<br>Budget | Variance | Original<br>Budget |

**SCHOOL OPERATIONS**

|   |   |                |   |   |                |   |   |                |
|---|---|----------------|---|---|----------------|---|---|----------------|
| Board Expenses                            |   | 344            |   | - | 344            |   | - | 344            |
| Classroom / Teaching Supplies & Materials |   | 38,582         |   | - | 9,456          |   | - | 9,456          |
| Special Ed Supplies & Materials           |   |                |   | - |                |   | - |                |
| Textbooks / Workbooks                     |   | 38,256         |   | - | 7,176          |   | - | 7,176          |
| Supplies & Materials other                |   |                |   | - |                |   | - |                |
| Equipment / Furniture                     |   | 453            |   | - | 453            |   | - | 453            |
| Telephone                                 |   | 8,550          |   | - | 8,550          |   | - | 8,550          |
| Technology                                |   | 18,034         |   | - | 11,216         |   | - | 11,216         |
| Student Testing & Assessment              |   | 4,474          |   | - | 13,422         |   | - | 13,422         |
| Field Trips                               |   | 1,625          |   | - | 4,875          |   | - | 4,875          |
| Transportation (student)                  |   |                |   | - |                |   | - |                |
| Student Services - other                  |   | 178            |   | - | 534            |   | - | 534            |
| Office Expense                            |   | 29,084         |   | - | 11,192         |   | - | 11,192         |
| Staff Development                         |   | 13,629         |   | - | 13,629         |   | - | 13,629         |
| Staff Recruitment                         |   | 365            |   | - | 365            |   | - | 365            |
| Student Recruitment / Marketing           |   | 1,461          |   | - | 1,461          |   | - | 1,461          |
| School Meals / Lunch                      |   | 16,675         |   | - | 50,025         |   | - | 50,025         |
| Travel (Staff)                            |   | 327            |   | - | 327            |   | - | 327            |
| Fundraising                               |   | 38             |   | - | 38             |   | - | 38             |
| Other                                     |   | 260            |   | - | 260            |   | - | 260            |
| <b>TOTAL SCHOOL OPERATIONS</b>            | - | <b>172,335</b> | - | - | <b>133,323</b> | - | - | <b>133,323</b> |

**FACILITY OPERATION & MAINTENANCE**

|  |   |                |   |   |                |   |   |                |
|--|---|----------------|---|---|----------------|---|---|----------------|
| Insurance  |   | 7,614          |   | - | 7,614          |   | - | 7,614          |
| Janitorial   |   | 12,906         |   | - | 12,906         |   | - | 12,906         |
| Building and Land Rent / Lease / Facility Finance Interest |   | 164,754        |   | - | 164,754        |   | - | 164,754        |
| Repairs & Maintenance                                      |   | 12,906         |   | - | 12,906         |   | - | 12,906         |
| Equipment / Furniture                                      |   |                |   | - |                |   | - |                |
| Security   |   |                |   | - |                |   | - |                |
| Utilities  |   | 21,507         |   | - | 21,507         |   | - | 21,507         |
| <b>TOTAL FACILITY OPERATION &amp; MAINTENANCE</b>          | - | <b>219,687</b> | - | - | <b>219,687</b> | - | - | <b>219,687</b> |

**DEPRECIATION & AMORTIZATION**

|  |  |        |  |   |        |  |   |        |
|--|--|--------|--|---|--------|--|---|--------|
|  |  | 15,478 |  | - | 15,478 |  | - | 15,478 |
|--|--|--------|--|---|--------|--|---|--------|

**RESERVES / CONTINGENCY**

|  |  |  |  |   |  |  |   |  |
|--|--|--|--|---|--|--|---|--|
|  |  |  |  | - |  |  | - |  |
|--|--|--|--|---|--|--|---|--|

**FAMILY LIFE ACADEMY CHARTER SCHOOL**  
**Budget / Operating Plan**  
**2017-18**

|                                  |                          |                                 |                |                 |                                   |                |                 |                    |
|----------------------------------|--------------------------|---------------------------------|----------------|-----------------|-----------------------------------|----------------|-----------------|--------------------|
| <b>Total Revenue</b>             | -                        | 1,196,831                       | -              | -               | 1,293,359                         | -              | -               | 1,293,359          |
| <b>Total Expenses</b>            | -                        | 1,127,745                       | -              | -               | 1,317,067                         | -              | -               | 1,255,656          |
| <b>Net Income</b>                | -                        | 69,086                          | -              | -               | (23,708)                          | -              | -               | 37,703             |
| <b>Actual Student Enrollment</b> | -                        | 307                             | -              | -               | 307                               | -              | -               | 307                |
|                                  | <b>Prior Year Actual</b> | <b>1st Quarter - 7/1 - 9/30</b> |                |                 | <b>2nd Quarter - 10/1 - 12/31</b> |                |                 | <b>3rd Quarter</b> |
|                                  | <b>2016-17</b>           | <b>Original</b>                 | <b>Revised</b> |                 | <b>Original</b>                   | <b>Revised</b> |                 | <b>Original</b>    |
|                                  | <b>Revenue Per Pupil</b> | <b>Budget</b>                   | <b>Budget</b>  | <b>Variance</b> | <b>Budget</b>                     | <b>Budget</b>  | <b>Variance</b> | <b>Budget</b>      |
| <b>TOTAL EXPENSES</b>            | -                        | 1,127,745                       | -              | -               | 1,317,067                         | -              | -               | 1,255,656          |
| <b>NET INCOME</b>                | -                        | 69,086                          | -              | -               | (23,708)                          | -              | -               | 37,703             |

|  |  | FAMILY LIFE ACADEMY CHARTER SCHOOL<br>Budget / Operating Plan<br>2017-18 |                   |          |                            |                   |          |                    |  |
|--|--|--|-------------------|----------|----------------------------|-------------------|----------|--------------------|--|
| Total Revenue  | -  | 1,196,831  | -                 | -        | 1,293,359                  | -                 | -        | 1,293,359          |  |
| Total Expenses   | -  | 1,127,745  | -                 | -        | 1,317,067                  | -                 | -        | 1,255,656          |  |
| Net Income   | -  | 69,086   | -                 | -        | (23,708)                   | -                 | -        | 37,703             |  |
| Actual Student Enrollment  | -  | 307  | -                 | -        | 307                        | -                 | -        | 307                |  |
|  | Prior Year Actual<br>2016-17<br>Revenue Per<br>Pupil | 1st Quarter - 7/1 - 9/30   |                   |          | 2nd Quarter - 10/1 - 12/31 |                   |          | 3rd Q              |  |
|  |  | Original<br>Budget   | Revised<br>Budget | Variance | Original<br>Budget         | Revised<br>Budget | Variance | Original<br>Budget |  |
| <b>ENROLLMENT - *School Districts Are Linked To Above Entries*</b> |  |  |                   |          |                            |                   |          |                    |  |
| Number of Districts:   | -  | 2  | -                 | -        | 2                          | -                 | -        | 2                  |  |
| NYC CHANCELLOR'S OFFICE  | -  | 306  | -                 | -        | 306                        | -                 | -        | 306                |  |
| YONKERS CITY SD  | -  | 1  | -                 | -        | 1                          | -                 | -        | 1                  |  |
| -  | -  | -  | -                 | -        | -                          | -                 | -        | -                  |  |
| -  | -  | -  | -                 | -        | -                          | -                 | -        | -                  |  |
| -  | -  | -  | -                 | -        | -                          | -                 | -        | -                  |  |
| -  | -  | -  | -                 | -        | -                          | -                 | -        | -                  |  |
| -  | -  | -  | -                 | -        | -                          | -                 | -        | -                  |  |
| -  | -  | -  | -                 | -        | -                          | -                 | -        | -                  |  |
| -  | -  | -  | -                 | -        | -                          | -                 | -        | -                  |  |
| -  | -  | -  | -                 | -        | -                          | -                 | -        | -                  |  |
| -  | -  | -  | -                 | -        | -                          | -                 | -        | -                  |  |
| -  | -  | -  | -                 | -        | -                          | -                 | -        | -                  |  |
| -  | -  | -  | -                 | -        | -                          | -                 | -        | -                  |  |
| -  | -  | -  | -                 | -        | -                          | -                 | -        | -                  |  |
| ALL OTHER School Districts: ( Weighted Avg )                       | -  | -  | -                 | -        | -                          | -                 | -        | -                  |  |
| <b>TOTAL ENROLLMENT</b>  | -  | <b>307</b>   | -                 | -        | <b>307</b>                 | -                 | -        | <b>307</b>         |  |
| <b>REVENUE PER PUPIL</b>   | -  | <b>3,898</b>   | -                 | -        | <b>4,213</b>               | -                 | -        | <b>4,213</b>       |  |
| <b>EXPENSES PER PUPIL</b>  | -  | <b>3,673</b>   | -                 | -        | <b>4,290</b>               | -                 | -        | <b>4,090</b>       |  |

|  |                |   |                 |                                 |                       |                 |
|--|----------------|---|-----------------|---------------------------------|-----------------------|-----------------|
|  |                |   |                 |                                 |                       |                 |
| <b>Total Revenue</b>   |                | -   | -               | <b>1,439,663</b>                | -                     | -               |
| <b>Total Expenses</b>  |                | -   | -               | <b>1,588,770</b>                | -                     | -               |
| <b>Net Income</b>  |                | -   | -               | <b>(149,107)</b>                | -                     | -               |
| <b>Actual Student Enrollment</b>                             |                | -   | -               | <b>307</b>                      | -                     | -               |
|  |                | <b>Quarter - 1/1 - 3/31</b>   |                 | <b>4th Quarter - 4/1 - 6/30</b> |                       |                 |
|  |                | <b>Revised Budget</b>   | <b>Variance</b> | <b>Original Budget</b>          | <b>Revised Budget</b> | <b>Variance</b> |
| <b>REVENUE</b>   |                | Please the 'REVISED' Column(s) COMPLETELY BLANK.<br>Affected quarter(s) must be completed on tabs 2, 3 and 4. |                 |                                 |                       |                 |
| <b>REVENUES FROM STATE SOURCES</b>                           |                |   |                 |                                 |                       |                 |
| 2017-18  |                |   |                 |                                 |                       |                 |
| <b>Per Pupil Revenue</b>                                     | Per Pupil Rate | 25.0%   |                 | 25.0%                           | 25.0%                 |                 |
| NYC CHANCELLOR'S OFFICE                                      | 14,527         | -   | -               | 1,111,316                       | -                     | -               |
| YONKERS CITY SD  | 15,023         | -   | -               | 3,756                           | -                     | -               |
| -  | -              | -   | -               | -                               | -                     | -               |
| -  | -              | -   | -               | -                               | -                     | -               |
| -  | -              | -   | -               | -                               | -                     | -               |
| -  | -              | -   | -               | -                               | -                     | -               |
| -  | -              | -   | -               | -                               | -                     | -               |
| -  | -              | -   | -               | -                               | -                     | -               |
| -  | -              | -   | -               | -                               | -                     | -               |
| -  | -              | -   | -               | -                               | -                     | -               |
| -  | -              | -   | -               | -                               | -                     | -               |
| -  | -              | -   | -               | -                               | -                     | -               |
| -  | -              | -   | -               | -                               | -                     | -               |
| -  | -              | -   | -               | -                               | -                     | -               |
| -  | -              | -   | -               | -                               | -                     | -               |
| -  | -              | -   | -               | -                               | -                     | -               |
| -  | -              | -   | -               | -                               | -                     | -               |
| -  | -              | -   | -               | -                               | -                     | -               |
| -  | -              | -   | -               | -                               | -                     | -               |
| ALL OTHER School Districts: ( Weighted Avg )                 | -              | -   | -               | -                               | -                     | -               |
| TOTAL Per Pupil Revenue (Weighted Average Per Pupil Funding) | 14,529         | -   | -               | 1,115,071                       | -                     | -               |
| Special Education Revenue                                    |                |   | -               | 18,183                          |                       | -               |
| Grants   |                |   |                 |                                 |                       |                 |
| Stimulus   |                |   | -               |                                 |                       | -               |
| DYCD (Department of Youth and Community Development)         |                |   | -               |                                 |                       | -               |
| Other  |                |   | -               |                                 |                       | -               |
| NYC DoE Rental Assistance                                    |                |   |                 |                                 |                       |                 |
| Other  |                |   | =               | 93,011                          |                       | =               |
| TOTAL REVENUE FROM STATE SOURCES                             |                | -   | -               | 1,226,265                       | -                     | -               |
| <b>REVENUE FROM FEDERAL FUNDING</b>                          |                |   |                 |                                 |                       |                 |
| IDEA Special Needs   |                |   | -               | 27,691                          |                       | -               |
| Title I  |                |   | -               | 49,566                          |                       | -               |
| Title Funding - Other  |                |   | -               | 38,160                          |                       | -               |
| School Food Service (Free Lunch)                             |                |   | -               | 55,842                          |                       | -               |
| Grants   |                |   |                 |                                 |                       |                 |

|  |                             |                 |                                 |                       |                 |
|--|-----------------------------|-----------------|---------------------------------|-----------------------|-----------------|
|  |                             |                 |                                 |                       |                 |
| <b>Total Revenue</b>                                   | -                           | -               | <b>1,439,663</b>                | -                     | -               |
| <b>Total Expenses</b>                                  | -                           | -               | <b>1,588,770</b>                | -                     | -               |
| <b>Net Income</b>                                      | -                           | -               | <b>(149,107)</b>                | -                     | -               |
| <b>Actual Student Enrollment</b>                       | -                           | -               | <b>307</b>                      | -                     | -               |
|  | <b>Quarter - 1/1 - 3/31</b> |                 | <b>4th Quarter - 4/1 - 6/30</b> |                       |                 |
|  | <b>Revised Budget</b>       | <b>Variance</b> | <b>Original Budget</b>          | <b>Revised Budget</b> | <b>Variance</b> |
| Charter School Program (CSP) Planning & Implementation |                             | -               |                                 |                       | -               |
| Other  |                             | -               |                                 |                       | -               |
| Other  |                             | =               |                                 |                       | =               |
| <b>TOTAL REVENUE FROM FEDERAL SOURCES</b>              | -                           | -               | 171,259                         | -                     | -               |
| <b>LOCAL and OTHER REVENUE</b>                         |                             |                 |                                 |                       |                 |
| Contributions and Donations                            |                             | -               | 2,666                           |                       | -               |
| Fundraising  |                             | -               |                                 |                       | -               |
| Erate Reimbursement                                    |                             | -               | 9,785                           |                       | -               |
| Earnings on Investments                                |                             | -               |                                 |                       | -               |
| Interest Income  |                             | -               | 2,844                           |                       | -               |
| Food Service (Income from meals)                       |                             | -               |                                 |                       | -               |
| Text Book  |                             | -               | 26,844                          |                       | -               |
| OTHER  |                             | =               |                                 |                       | =               |
| <b>TOTAL REVENUE FROM LOCAL and OTHER SOURCES</b>      | -                           | -               | 42,139                          | -                     | -               |
| <b>TOTAL REVENUE</b>                                   | =                           | =               | <b>1,439,663</b>                | =                     | =               |

|   |              |                             |                 |                                 |                       |
|---|--------------|-----------------------------|-----------------|---------------------------------|-----------------------|
|   |              |                             |                 |                                 |                       |
| <b>Total Revenue</b>                        |              | -                           | -               | <b>1,439,663</b>                | -                     |
| <b>Total Expenses</b>                       |              | -                           | -               | <b>1,588,770</b>                | -                     |
| <b>Net Income</b>                           |              | -                           | -               | <b>(149,107)</b>                | -                     |
| <b>Actual Student Enrollment</b>            |              | -                           | -               | <b>307</b>                      | -                     |
|   |              | <b>Quarter - 1/1 - 3/31</b> |                 | <b>4th Quarter - 4/1 - 6/30</b> |                       |
|   |              | <b>Revised Budget</b>       | <b>Variance</b> | <b>Original Budget</b>          | <b>Revised Budget</b> |
|   |              |                             |                 | <b>Variance</b>                 |                       |
| <b>EXPENSES</b>                             |              |                             |                 |                                 |                       |
| <b>ADMINISTRATIVE STAFF PERSONNEL COSTS</b> |              | Avg. No. of Positions       |                 |                                 |                       |
| Executive Management                        | 0.60         |                             | -               | 24,384                          | -                     |
| Instructional Management                    | 2.00         |                             | -               | 61,520                          | -                     |
| Deans, Directors & Coordinators             | 2.20         |                             | -               | 46,606                          | -                     |
| CFO / Director of Finance                   | 0.30         |                             | -               | 9,499                           | -                     |
| Operation / Business Manager                | 0.30         |                             | -               | 4,941                           | -                     |
| Administrative Staff                        | 10.10        |                             | -               | 123,783                         | -                     |
| <b>TOTAL ADMINISTRATIVE STAFF</b>           | <b>15.50</b> | -                           | -               | <b>270,733</b>                  | -                     |
| <b>INSTRUCTIONAL PERSONNEL COSTS</b>        |              |                             |                 |                                 |                       |
| Teachers - Regular                          | 10.00        |                             | -               | 266,500                         | -                     |
| Teachers - SPED                             | 2.00         |                             | -               | 67,399                          | -                     |
| Substitute Teachers                         | -            |                             | -               | -                               | -                     |
| Teaching Assistants                         | 9.00         |                             | -               | 103,336                         | -                     |
| Specialty Teachers                          | 4.30         |                             | -               | 93,623                          | -                     |
| Aides                                       | -            |                             | -               | -                               | -                     |
| Therapists & Counselors                     | 1.00         |                             | -               | 28,841                          | -                     |
| Other                                       | 1.00         |                             | -               | -                               | -                     |
| <b>TOTAL INSTRUCTIONAL</b>                  | <b>27.30</b> | -                           | -               | <b>559,699</b>                  | -                     |
| <b>NON-INSTRUCTIONAL PERSONNEL COSTS</b>    |              |                             |                 |                                 |                       |
| Nurse                                       | -            |                             | -               | -                               | -                     |
| Librarian                                   | -            |                             | -               | -                               | -                     |
| Custodian                                   | 5.30         |                             | -               | 37,652                          | -                     |
| Security                                    | 2.00         |                             | -               | 14,340                          | -                     |
| Other                                       | 4.00         |                             | -               | 72,090                          | -                     |
| <b>TOTAL NON-INSTRUCTIONAL</b>              | <b>11.30</b> | -                           | -               | <b>124,082</b>                  | -                     |
| <b>SUBTOTAL PERSONNEL SERVICE COSTS</b>     |              | -                           | -               | <b>954,514</b>                  | -                     |
| <b>PAYROLL TAXES AND BENEFITS</b>           |              |                             |                 |                                 |                       |
| Payroll Taxes                               |              |                             | -               | 73,020                          | -                     |
| Fringe / Employee Benefits                  |              |                             | -               | 91,699                          | -                     |

|   |       |                             |                 |                                 |                       |                 |
|---|-------|-----------------------------|-----------------|---------------------------------|-----------------------|-----------------|
|   |       |                             |                 |                                 |                       |                 |
| <b>Total Revenue</b>                        |       | -                           | -               | <b>1,439,663</b>                | -                     | -               |
| <b>Total Expenses</b>                       |       | -                           | -               | <b>1,588,770</b>                | -                     | -               |
| <b>Net Income</b>                           |       | -                           | -               | <b>(149,107)</b>                | -                     | -               |
| <b>Actual Student Enrollment</b>            |       | -                           | -               | <b>307</b>                      | -                     | -               |
|   |       | <b>Quarter - 1/1 - 3/31</b> |                 | <b>4th Quarter - 4/1 - 6/30</b> |                       |                 |
|   |       | <b>Revised Budget</b>       | <b>Variance</b> | <b>Original Budget</b>          | <b>Revised Budget</b> | <b>Variance</b> |
| Retirement / Pension                        |       |                             | -               | <u>29,394</u>                   |                       | -               |
| TOTAL PAYROLL TAXES AND BENEFITS            |       | -                           | -               | 194,113                         | -                     | -               |
| <b>TOTAL PERSONNEL SERVICE COSTS</b>        |       |                             |                 |                                 |                       |                 |
|   | 54.10 | -                           | -               | 1,148,627                       | -                     | -               |
| <b>CONTRACTED SERVICES</b>                  |       |                             |                 |                                 |                       |                 |
| Accounting / Audit                          |       |                             | -               | 21,920                          |                       | -               |
| Legal                                       |       |                             | -               | 903                             |                       | -               |
| Management Company Fee                      |       |                             | -               |                                 |                       | -               |
| Nurse Services                              |       |                             | -               |                                 |                       | -               |
| Food Service / School Lunch                 |       |                             | -               |                                 |                       | -               |
| Payroll Services                            |       |                             | -               | 4,239                           |                       | -               |
| Special Ed Services                         |       |                             | -               |                                 |                       | -               |
| Titlement Services (i.e. Title I)           |       |                             | -               |                                 |                       | -               |
| Other Purchased / Professional / Consulting |       |                             | -               | <u>17,977</u>                   |                       | -               |
| <b>TOTAL CONTRACTED SERVICES</b>            |       | -                           | -               | 45,039                          | -                     | -               |

|  |                             |                 |                                 |                       |                 |
|--|-----------------------------|-----------------|---------------------------------|-----------------------|-----------------|
|  |                             |                 |                                 |                       |                 |
| <b>Total Revenue</b>                                       | -                           | -               | <b>1,439,663</b>                | -                     | -               |
| <b>Total Expenses</b>                                      | -                           | -               | <b>1,588,770</b>                | -                     | -               |
| <b>Net Income</b>  | -                           | -               | <b>(149,107)</b>                | -                     | -               |
| <b>Actual Student Enrollment</b>                           | -                           | -               | <b>307</b>                      | -                     | -               |
|  | <b>Quarter - 1/1 - 3/31</b> |                 | <b>4th Quarter - 4/1 - 6/30</b> |                       |                 |
|  | <b>Revised Budget</b>       | <b>Variance</b> | <b>Original Budget</b>          | <b>Revised Budget</b> | <b>Variance</b> |
| <b>SCHOOL OPERATIONS</b>                                   |                             |                 |                                 |                       |                 |
| Board Expenses   |                             | -               | 344                             |                       | -               |
| Classroom / Teaching Supplies & Materials                  |                             | -               | 9,448                           |                       | -               |
| Special Ed Supplies & Materials                            |                             | -               |                                 |                       | -               |
| Textbooks / Workbooks                                      |                             | -               | 34,005                          |                       | -               |
| Supplies & Materials other                                 |                             | -               |                                 |                       | -               |
| Equipment / Furniture                                      |                             | -               | 452                             |                       | -               |
| Telephone  |                             | -               | 8,550                           |                       | -               |
| Technology   |                             | -               | 11,211                          |                       | -               |
| Student Testing & Assessment                               |                             | -               | 13,413                          |                       | -               |
| Field Trips  |                             | -               | 4,868                           |                       | -               |
| Transportation (student)                                   |                             | -               |                                 |                       | -               |
| Student Services - other                                   |                             | -               | 526                             |                       | -               |
| Office Expense   |                             | -               | 11,150                          |                       | -               |
| Staff Development  |                             | -               | 13,627                          |                       | -               |
| Staff Recruitment  |                             | -               | 365                             |                       | -               |
| Student Recruitment / Marketing                            |                             | -               | 1,461                           |                       | -               |
| School Meals / Lunch                                       |                             | -               | 50,011                          |                       | -               |
| Travel (Staff)   |                             | -               | 326                             |                       | -               |
| Fundraising  |                             | -               | 38                              |                       | -               |
| Other  |                             | -               | 243                             |                       | -               |
| <b>TOTAL SCHOOL OPERATIONS</b>                             | -                           | -               | 160,038                         | -                     | -               |
| <b>FACILITY OPERATION &amp; MAINTENANCE</b>                |                             |                 |                                 |                       |                 |
| Insurance  |                             | -               | 7,566                           |                       | -               |
| Janitorial   |                             | -               | 12,894                          |                       | -               |
| Building and Land Rent / Lease / Facility Finance Interest |                             | -               | 164,734                         |                       | -               |
| Repairs & Maintenance                                      |                             | -               | 12,894                          |                       | -               |
| Equipment / Furniture                                      |                             | -               |                                 |                       | -               |
| Security   |                             | -               |                                 |                       | -               |
| Utilities  |                             | -               | 21,500                          |                       | -               |
| <b>TOTAL FACILITY OPERATION &amp; MAINTENANCE</b>          | -                           | -               | 219,588                         | -                     | -               |
| <b>DEPRECIATION &amp; AMORTIZATION</b>                     |                             | -               | 15,478                          |                       | -               |
| <b>RESERVES / CONTINGENCY</b>                              |                             | -               |                                 |                       | -               |

|                                  |                             |                 |                                 |                |                 |
|----------------------------------|-----------------------------|-----------------|---------------------------------|----------------|-----------------|
|                                  |                             |                 |                                 |                |                 |
| <b>Total Revenue</b>             | -                           | -               | <b>1,439,663</b>                | -              | -               |
| <b>Total Expenses</b>            | -                           | -               | <b>1,588,770</b>                | -              | -               |
| <b>Net Income</b>                | -                           | -               | <b>(149,107)</b>                | -              | -               |
| <b>Actual Student Enrollment</b> | -                           | -               | <b>307</b>                      | -              | -               |
|                                  | <b>Quarter - 1/1 - 3/31</b> |                 | <b>4th Quarter - 4/1 - 6/30</b> |                |                 |
|                                  | <b>Revised</b>              |                 | <b>Original</b>                 | <b>Revised</b> |                 |
|                                  | <b>Budget</b>               | <b>Variance</b> | <b>Budget</b>                   | <b>Budget</b>  | <b>Variance</b> |
| <b>TOTAL EXPENSES</b>            | -                           | -               | <b>1,588,770</b>                | -              | -               |
| <b>NET INCOME</b>                | -                           | -               | <b>(149,107)</b>                | -              | -               |

|  |                       |                 |                          |                       |                 |
|--|-----------------------|-----------------|--------------------------|-----------------------|-----------------|
|  |                       |                 |                          |                       |                 |
| <b>Total Revenue</b>   | -                     | -               | <b>1,439,663</b>         | -                     | -               |
| <b>Total Expenses</b>  | -                     | -               | <b>1,588,770</b>         | -                     | -               |
| <b>Net Income</b>  | Quarter - 1/1 - 3/31  |                 | <b>(149,107)</b>         | -                     | -               |
| <b>Actual Student Enrollment</b>                                   | -                     | -               | <b>307</b>               | -                     | -               |
|  | Quarter - 1/1 - 3/31  |                 | 4th Quarter - 4/1 - 6/30 |                       |                 |
|  | <b>Revised Budget</b> | <b>Variance</b> | <b>Original Budget</b>   | <b>Revised Budget</b> | <b>Variance</b> |
| <b>ENROLLMENT - *School Districts Are Linked To Above Entries*</b> |                       |                 |                          |                       |                 |
| <b>Number of Districts:</b>  | -                     | -               | <b>2</b>                 | -                     | -               |
| NYC CHANCELLOR'S OFFICE  | -                     | -               | <b>306</b>               | -                     | -               |
| YONKERS CITY SD  | -                     | -               | <b>1</b>                 | -                     | -               |
| -  | -                     | -               | -                        | -                     | -               |
| -  | -                     | -               | -                        | -                     | -               |
| -  | -                     | -               | -                        | -                     | -               |
| -  | -                     | -               | -                        | -                     | -               |
| -  | -                     | -               | -                        | -                     | -               |
| -  | -                     | -               | -                        | -                     | -               |
| -  | -                     | -               | -                        | -                     | -               |
| -  | -                     | -               | -                        | -                     | -               |
| -  | -                     | -               | -                        | -                     | -               |
| -  | -                     | -               | -                        | -                     | -               |
| -  | -                     | -               | -                        | -                     | -               |
| -  | -                     | -               | -                        | -                     | -               |
| -  | -                     | -               | -                        | -                     | -               |
| -  | -                     | -               | -                        | -                     | -               |
| -  | -                     | -               | -                        | -                     | -               |
| -  | -                     | -               | -                        | -                     | -               |
| -  | -                     | -               | -                        | -                     | -               |
| -  | -                     | -               | -                        | -                     | -               |
| ALL OTHER School Districts: ( Weighted Avg )                       | -                     | -               | -                        | -                     | -               |
| <b>TOTAL ENROLLMENT</b>  | -                     | -               | <b>307</b>               | -                     | -               |
| <b>REVENUE PER PUPIL</b>   | -                     | -               | <b>4,689</b>             | -                     | -               |
| <b>EXPENSES PER PUPIL</b>  | -                     | -               | <b>5,175</b>             | -                     | -               |

**FAMILY LIFE ACADEMY CHARTER SCHOOL**  
**Budget / Operating Plan**  
**2017-18**

|                                  |                  |                  |          |                    |                    |
|----------------------------------|------------------|------------------|----------|--------------------|--------------------|
| <b>Total Revenue</b>             | <b>5,223,213</b> | <b>5,223,213</b> | <b>-</b> | <b>5,223,213</b>   | <b>5,223,213</b>   |
| <b>Total Expenses</b>            | <b>5,289,238</b> | <b>5,289,238</b> | <b>-</b> | <b>(5,289,238)</b> | <b>(5,289,238)</b> |
| <b>Net Income</b>                | <b>(66,025)</b>  | <b>(66,025)</b>  | <b>-</b> | <b>(66,025)</b>    | <b>(66,025)</b>    |
| <b>Actual Student Enrollment</b> |                  |                  |          |                    |                    |

| Total Year      |                |          | VARIANCE                      |                              |
|-----------------|----------------|----------|-------------------------------|------------------------------|
| Original Budget | Revised Budget | Variance | Original Budget vs. PY Budget | Revised Budget vs. PY Budget |

**DESCRIPTION OF ASSUMPTIONS**

**REVENUE**

**REVENUES FROM STATE SOURCES**

|  | 2017-18<br>Per Pupil Rate |                  |                  |          |                  |
|--|---------------------------|------------------|------------------|----------|------------------|
| <b>Per Pupil Revenue</b>                                     |                           |                  |                  |          |                  |
| NYC CHANCELLOR'S OFFICE                                      | 14,527                    | 4,445,262        | 4,445,262        | -        | 4,445,262        |
| YONKERS CITY SD  | 15,023                    | 15,023           | 15,023           | -        | 15,023           |
| -  | -                         | -                | -                | -        | -                |
| -  | -                         | -                | -                | -        | -                |
| -  | -                         | -                | -                | -        | -                |
| -  | -                         | -                | -                | -        | -                |
| -  | -                         | -                | -                | -        | -                |
| -  | -                         | -                | -                | -        | -                |
| -  | -                         | -                | -                | -        | -                |
| -  | -                         | -                | -                | -        | -                |
| -  | -                         | -                | -                | -        | -                |
| -  | -                         | -                | -                | -        | -                |
| -  | -                         | -                | -                | -        | -                |
| -  | -                         | -                | -                | -        | -                |
| -  | -                         | -                | -                | -        | -                |
| -  | -                         | -                | -                | -        | -                |
| -  | -                         | -                | -                | -        | -                |
| ALL OTHER School Districts: ( Weighted Avg )                 | -                         | -                | -                | -        | -                |
| TOTAL Per Pupil Revenue (Weighted Average Per Pupil Funding) | 14,529                    | 4,460,285        | 4,460,285        | -        | 4,460,285        |
| Special Education Revenue                                    |                           | 72,732           | 72,732           | -        | 72,732           |
| Grants   |                           |                  |                  |          |                  |
| Stimulus   |                           | -                | -                | -        | -                |
| DYCD (Department of Youth and Community Development)         |                           | -                | -                | -        | -                |
| Other  |                           | -                | -                | -        | -                |
| NYC DoE Rental Assistance                                    |                           | -                | -                | -        | -                |
| Other  |                           | 95,839           | 95,839           | -        | 95,839           |
| <b>TOTAL REVENUE FROM STATE SOURCES</b>                      |                           | <b>4,628,856</b> | <b>4,628,856</b> | <b>-</b> | <b>4,628,856</b> |

**REVENUE FROM FEDERAL FUNDING**

|                                  |  |         |         |   |         |
|----------------------------------|--|---------|---------|---|---------|
| IDEA Special Needs               |  | 27,691  | 27,691  | - | 27,691  |
| Title I                          |  | 165,220 | 165,220 | - | 165,220 |
| Title Funding - Other            |  | 127,214 | 127,214 | - | 127,214 |
| School Food Service (Free Lunch) |  | 186,154 | 186,154 | - | 186,154 |
| Grants                           |  |         |         |   |         |

**FAMILY LIFE ACADEMY CHARTER SCHOOL**  
**Budget / Operating Plan**  
**2017-18**

|  |                        |                       |                 |                                      |                                     |
|--|------------------------|-----------------------|-----------------|--------------------------------------|-------------------------------------|
| <b>Total Revenue</b>                                   | <b>5,223,213</b>       | <b>5,223,213</b>      | <b>-</b>        | <b>5,223,213</b>                     | <b>5,223,213</b>                    |
| <b>Total Expenses</b>                                  | <b>5,289,238</b>       | <b>5,289,238</b>      | <b>-</b>        | <b>(5,289,238)</b>                   | <b>(5,289,238)</b>                  |
| <b>Net Income</b>                                      | <b>(66,025)</b>        | <b>(66,025)</b>       | <b>-</b>        | <b>(66,025)</b>                      | <b>(66,025)</b>                     |
| <b>Actual Student Enrollment</b>                       |                        |                       |                 |                                      |                                     |
|  | <b>Total Year</b>      |                       |                 | <b>VARIANCE</b>                      |                                     |
|  | <b>Original Budget</b> | <b>Revised Budget</b> | <b>Variance</b> | <b>Original Budget vs. PY Budget</b> | <b>Revised Budget vs. PY Budget</b> |
| Charter School Program (CSP) Planning & Implementation | -                      | -                     | -               | -                                    | -                                   |
| Other  | -                      | -                     | -               | -                                    | -                                   |
| Other  | -                      | -                     | -               | -                                    | -                                   |
| <b>TOTAL REVENUE FROM FEDERAL SOURCES</b>              | <b>506,279</b>         | <b>506,279</b>        | <b>-</b>        | <b>506,279</b>                       | <b>506,279</b>                      |
| <b>LOCAL and OTHER REVENUE</b>                         |                        |                       |                 |                                      |                                     |
| Contributions and Donations                            | 10,688                 | 10,688                | -               | 10,688                               | 10,688                              |
| Fundraising  | -                      | -                     | -               | -                                    | -                                   |
| Erate Reimbursement                                    | 39,170                 | 39,170                | -               | 39,170                               | 39,170                              |
| Earnings on Investments                                | -                      | -                     | -               | -                                    | -                                   |
| Interest Income  | 11,376                 | 11,376                | -               | 11,376                               | 11,376                              |
| Food Service (Income from meals)                       | -                      | -                     | -               | -                                    | -                                   |
| Text Book  | 26,844                 | 26,844                | -               | 26,844                               | 26,844                              |
| OTHER  | -                      | -                     | -               | -                                    | -                                   |
| <b>TOTAL REVENUE FROM LOCAL and OTHER SOURCES</b>      | <b>88,078</b>          | <b>88,078</b>         | <b>-</b>        | <b>88,078</b>                        | <b>88,078</b>                       |
| <b>TOTAL REVENUE</b>                                   | <b>5,223,213</b>       | <b>5,223,213</b>      | <b>-</b>        | <b>5,223,213</b>                     | <b>5,223,213</b>                    |

**DESCRIPTION OF ASSUMPTIONS**

**FAMILY LIFE ACADEMY CHARTER SCHOOL**  
**Budget / Operating Plan**  
**2017-18**

|                                  |                  |                  |          |                    |                    |
|----------------------------------|------------------|------------------|----------|--------------------|--------------------|
| <b>Total Revenue</b>             | <b>5,223,213</b> | <b>5,223,213</b> | <b>-</b> | <b>5,223,213</b>   | <b>5,223,213</b>   |
| <b>Total Expenses</b>            | <b>5,289,238</b> | <b>5,289,238</b> | <b>-</b> | <b>(5,289,238)</b> | <b>(5,289,238)</b> |
| <b>Net Income</b>                | <b>(66,025)</b>  | <b>(66,025)</b>  | <b>-</b> | <b>(66,025)</b>    | <b>(66,025)</b>    |
| <b>Actual Student Enrollment</b> |                  |                  |          |                    |                    |

| Total Year      |                |          | VARIANCE                      |                              |
|-----------------|----------------|----------|-------------------------------|------------------------------|
| Original Budget | Revised Budget | Variance | Original Budget vs. PY Budget | Revised Budget vs. PY Budget |

**DESCRIPTION OF ASSUMPTIONS**

**EXPENSES**

**ADMINISTRATIVE STAFF PERSONNEL COSTS**

Avg. No. of Positions

|                                   |              |                  |                  |          |                    |                    |
|-----------------------------------|--------------|------------------|------------------|----------|--------------------|--------------------|
| Executive Management              | 0.60         | 97,536           | 97,536           | -        | (97,536)           | (97,536)           |
| Instructional Management          | 2.00         | 246,110          | 246,110          | -        | (246,110)          | (246,110)          |
| Deans, Directors & Coordinators   | 2.20         | 186,433          | 186,433          | -        | (186,433)          | (186,433)          |
| CFO / Director of Finance         | 0.30         | 37,996           | 37,996           | -        | (37,996)           | (37,996)           |
| Operation / Business Manager      | 0.30         | 19,764           | 19,764           | -        | (19,764)           | (19,764)           |
| Administrative Staff              | 10.10        | 495,138          | 495,138          | -        | (495,138)          | (495,138)          |
| <b>TOTAL ADMINISTRATIVE STAFF</b> | <b>15.50</b> | <b>1,082,977</b> | <b>1,082,977</b> | <b>-</b> | <b>(1,082,977)</b> | <b>(1,082,977)</b> |

**INSTRUCTIONAL PERSONNEL COSTS**

|                            |              |                  |                  |          |                    |                    |
|----------------------------|--------------|------------------|------------------|----------|--------------------|--------------------|
| Teachers - Regular         | 10.00        | 692,900          | 692,900          | -        | (692,900)          | (692,900)          |
| Teachers - SPED            | 2.00         | 175,239          | 175,239          | -        | (175,239)          | (175,239)          |
| Substitute Teachers        | -            | -                | -                | -        | -                  | -                  |
| Teaching Assistants        | 9.00         | 268,680          | 268,680          | -        | (268,680)          | (268,680)          |
| Specialty Teachers         | 4.30         | 243,439          | 243,439          | -        | (243,439)          | (243,439)          |
| Aides                      | -            | -                | -                | -        | -                  | -                  |
| Therapists & Counselors    | 1.00         | 75,000           | 75,000           | -        | (75,000)           | (75,000)           |
| Other                      | 1.00         | 30,066           | 30,066           | -        | (30,066)           | (30,066)           |
| <b>TOTAL INSTRUCTIONAL</b> | <b>27.30</b> | <b>1,485,324</b> | <b>1,485,324</b> | <b>-</b> | <b>(1,485,324)</b> | <b>(1,485,324)</b> |

**NON-INSTRUCTIONAL PERSONNEL COSTS**

|                                |              |                |                |          |                  |                  |
|--------------------------------|--------------|----------------|----------------|----------|------------------|------------------|
| Nurse                          | -            | -              | -              | -        | -                | -                |
| Librarian                      | -            | -              | -              | -        | -                | -                |
| Custodian                      | 5.30         | 150,608        | 150,608        | -        | (150,608)        | (150,608)        |
| Security                       | 2.00         | 57,360         | 57,360         | -        | (57,360)         | (57,360)         |
| Other                          | 4.00         | 227,436        | 227,436        | -        | (227,436)        | (227,436)        |
| <b>TOTAL NON-INSTRUCTIONAL</b> | <b>11.30</b> | <b>435,404</b> | <b>435,404</b> | <b>-</b> | <b>(435,404)</b> | <b>(435,404)</b> |

**SUBTOTAL PERSONNEL SERVICE COSTS**

|       |           |           |   |             |             |
|-------|-----------|-----------|---|-------------|-------------|
| 54.10 | 3,003,705 | 3,003,705 | - | (3,003,705) | (3,003,705) |
|-------|-----------|-----------|---|-------------|-------------|

**PAYROLL TAXES AND BENEFITS**

|                            |  |         |         |   |           |           |
|----------------------------|--|---------|---------|---|-----------|-----------|
| Payroll Taxes              |  | 229,783 | 229,783 | - | (229,783) | (229,783) |
| Fringe / Employee Benefits |  | 358,814 | 358,814 | - | (358,814) | (358,814) |

**FAMILY LIFE ACADEMY CHARTER SCHOOL**  
**Budget / Operating Plan**  
**2017-18**

|   | Total Year      |                |          | VARIANCE                      |                              |
|---|-----------------|----------------|----------|-------------------------------|------------------------------|
|   | Original Budget | Revised Budget | Variance | Original Budget vs. PY Budget | Revised Budget vs. PY Budget |
| <b>Total Revenue</b>                        | 5,223,213       | 5,223,213      | -        | 5,223,213                     | 5,223,213                    |
| <b>Total Expenses</b>                       | 5,289,238       | 5,289,238      | -        | (5,289,238)                   | (5,289,238)                  |
| <b>Net Income</b>                           | (66,025)        | (66,025)       | -        | (66,025)                      | (66,025)                     |
| <b>Actual Student Enrollment</b>            |                 |                |          |                               |                              |
| Retirement / Pension                        | 45,348          | 45,348         | -        | (45,348)                      | (45,348)                     |
| TOTAL PAYROLL TAXES AND BENEFITS            | 633,945         | 633,945        | -        | (633,945)                     | (633,945)                    |
| <b>TOTAL PERSONNEL SERVICE COSTS</b>        | 3,637,650       | 3,637,650      | -        | (3,637,650)                   | (3,637,650)                  |
| <b>CONTRACTED SERVICES</b>                  |                 |                |          |                               |                              |
| Accounting / Audit                          | 21,920          | 21,920         | -        | (21,920)                      | (21,920)                     |
| Legal                                       | 3,612           | 3,612          | -        | (3,612)                       | (3,612)                      |
| Management Company Fee                      | -               | -              | -        | -                             | -                            |
| Nurse Services                              | -               | -              | -        | -                             | -                            |
| Food Service / School Lunch                 | -               | -              | -        | -                             | -                            |
| Payroll Services                            | 16,980          | 16,980         | -        | (16,980)                      | (16,980)                     |
| Special Ed Services                         | -               | -              | -        | -                             | -                            |
| Titlement Services (i.e. Title I)           | -               | -              | -        | -                             | -                            |
| Other Purchased / Professional / Consulting | 69,496          | 69,496         | -        | (69,496)                      | (69,496)                     |
| <b>TOTAL CONTRACTED SERVICES</b>            | 112,008         | 112,008        | -        | (112,008)                     | (112,008)                    |

54.10

**DESCRIPTION OF ASSUMPTIONS**

**FAMILY LIFE ACADEMY CHARTER SCHOOL**  
**Budget / Operating Plan**  
**2017-18**

|                                  |                  |                  |          |                    |                    |
|----------------------------------|------------------|------------------|----------|--------------------|--------------------|
| <b>Total Revenue</b>             | <b>5,223,213</b> | <b>5,223,213</b> | <b>-</b> | <b>5,223,213</b>   | <b>5,223,213</b>   |
| <b>Total Expenses</b>            | <b>5,289,238</b> | <b>5,289,238</b> | <b>-</b> | <b>(5,289,238)</b> | <b>(5,289,238)</b> |
| <b>Net Income</b>                | <b>(66,025)</b>  | <b>(66,025)</b>  | <b>-</b> | <b>(66,025)</b>    | <b>(66,025)</b>    |
| <b>Actual Student Enrollment</b> |                  |                  |          |                    |                    |

|  | Total Year      |                |          | VARIANCE                      |                              |
|--|-----------------|----------------|----------|-------------------------------|------------------------------|
|  | Original Budget | Revised Budget | Variance | Original Budget vs. PY Budget | Revised Budget vs. PY Budget |

**DESCRIPTION OF ASSUMPTIONS**

**SCHOOL OPERATIONS**

|   |                |                |          |                  |                  |
|---|----------------|----------------|----------|------------------|------------------|
| Board Expenses                            | 1,376          | 1,376          | -        | (1,376)          | (1,376)          |
| Classroom / Teaching Supplies & Materials | 66,942         | 66,942         | -        | (66,942)         | (66,942)         |
| Special Ed Supplies & Materials           | -              | -              | -        | -                | -                |
| Textbooks / Workbooks                     | 86,613         | 86,613         | -        | (86,613)         | (86,613)         |
| Supplies & Materials other                | -              | -              | -        | -                | -                |
| Equipment / Furniture                     | 1,811          | 1,811          | -        | (1,811)          | (1,811)          |
| Telephone                                 | 34,200         | 34,200         | -        | (34,200)         | (34,200)         |
| Technology                                | 51,677         | 51,677         | -        | (51,677)         | (51,677)         |
| Student Testing & Assessment              | 44,731         | 44,731         | -        | (44,731)         | (44,731)         |
| Field Trips                               | 16,243         | 16,243         | -        | (16,243)         | (16,243)         |
| Transportation (student)                  | -              | -              | -        | -                | -                |
| Student Services - other                  | 1,772          | 1,772          | -        | (1,772)          | (1,772)          |
| Office Expense                            | 62,618         | 62,618         | -        | (62,618)         | (62,618)         |
| Staff Development                         | 54,514         | 54,514         | -        | (54,514)         | (54,514)         |
| Staff Recruitment                         | 1,460          | 1,460          | -        | (1,460)          | (1,460)          |
| Student Recruitment / Marketing           | 5,844          | 5,844          | -        | (5,844)          | (5,844)          |
| School Meals / Lunch                      | 166,736        | 166,736        | -        | (166,736)        | (166,736)        |
| Travel (Staff)                            | 1,307          | 1,307          | -        | (1,307)          | (1,307)          |
| Fundraising                               | 152            | 152            | -        | (152)            | (152)            |
| Other                                     | 1,023          | 1,023          | -        | (1,023)          | (1,023)          |
| <b>TOTAL SCHOOL OPERATIONS</b>            | <b>599,019</b> | <b>599,019</b> | <b>-</b> | <b>(599,019)</b> | <b>(599,019)</b> |

**FACILITY OPERATION & MAINTENANCE**

|  |                |                |          |                  |                  |
|--|----------------|----------------|----------|------------------|------------------|
| Insurance  | 30,408         | 30,408         | -        | (30,408)         | (30,408)         |
| Janitorial   | 51,612         | 51,612         | -        | (51,612)         | (51,612)         |
| Building and Land Rent / Lease / Facility Finance Interest | 658,996        | 658,996        | -        | (658,996)        | (658,996)        |
| Repairs & Maintenance                                      | 51,612         | 51,612         | -        | (51,612)         | (51,612)         |
| Equipment / Furniture                                      | -              | -              | -        | -                | -                |
| Security   | -              | -              | -        | -                | -                |
| Utilities  | 86,021         | 86,021         | -        | (86,021)         | (86,021)         |
| <b>TOTAL FACILITY OPERATION &amp; MAINTENANCE</b>          | <b>878,649</b> | <b>878,649</b> | <b>-</b> | <b>(878,649)</b> | <b>(878,649)</b> |

**DEPRECIATION & AMORTIZATION**

|  |        |        |   |          |          |
|--|--------|--------|---|----------|----------|
|  | 61,912 | 61,912 | - | (61,912) | (61,912) |
|--|--------|--------|---|----------|----------|

**RESERVES / CONTINGENCY**

|  |   |   |   |   |   |
|--|---|---|---|---|---|
|  | - | - | - | - | - |
|--|---|---|---|---|---|

**FAMILY LIFE ACADEMY CHARTER SCHOOL**  
**Budget / Operating Plan**  
**2017-18**

|                                  |                            |                           |                 |  |   |
|----------------------------------|----------------------------|---------------------------|-----------------|--|---|
| <b>Total Revenue</b>             | <b>5,223,213</b>           | <b>5,223,213</b>          | <b>-</b>        | <b>5,223,213</b>                             | <b>5,223,213</b>                            |
| <b>Total Expenses</b>            | <b>5,289,238</b>           | <b>5,289,238</b>          | <b>-</b>        | <b>(5,289,238)</b>                           | <b>(5,289,238)</b>                          |
| <b>Net Income</b>                | <b>(66,025)</b>            | <b>(66,025)</b>           | <b>-</b>        | <b>(66,025)</b>                              | <b>(66,025)</b>                             |
| <b>Actual Student Enrollment</b> |                            |                           |                 |  |   |
|                                  | <b>Total Year</b>          |                           |                 | <b>VARIANCE</b>                              |   |
|                                  | <b>Original<br/>Budget</b> | <b>Revised<br/>Budget</b> | <b>Variance</b> | <b>Original<br/>Budget vs.<br/>PY Budget</b> | <b>Revised<br/>Budget vs.<br/>PY Budget</b> |
| <b>TOTAL EXPENSES</b>            | <b>5,289,238</b>           | <b>5,289,238</b>          | <b>-</b>        | <b>(5,289,238)</b>                           | <b>(5,289,238)</b>                          |
| <b>NET INCOME</b>                | <b>(66,025)</b>            | <b>(66,025)</b>           | <b>-</b>        | <b>(66,025)</b>                              | <b>(66,025)</b>                             |

**DESCRIPTION OF ASSUMPTIONS**

**FAMILY LIFE ACADEMY CHARTER SCHOOL**  
**Budget / Operating Plan**

2017-18

|                                  |           |           |   |             |             |
|----------------------------------|-----------|-----------|---|-------------|-------------|
| <b>Total Revenue</b>             | 5,223,213 | 5,223,213 | - | 5,223,213   | 5,223,213   |
| <b>Total Expenses</b>            | 5,289,238 | 5,289,238 | - | (5,289,238) | (5,289,238) |
| <b>Net Income</b>                | (66,025)  | (66,025)  | - | (66,025)    | (66,025)    |
| <b>Actual Student Enrollment</b> |           |           |   |             |             |

**Total Year**

**VARIANCE**

|                            |                           |                 |  |   |
|----------------------------|---------------------------|-----------------|--|---|
| <b>Original<br/>Budget</b> | <b>Revised<br/>Budget</b> | <b>Variance</b> | <b>Original<br/>Budget vs.<br/>PY Budget</b> | <b>Revised<br/>Budget vs.<br/>PY Budget</b> |
|----------------------------|---------------------------|-----------------|--|---|

**DESCRIPTION OF ASSUMPTIONS**

**ENROLLMENT - \*School Districts Are Linked To Above Entries\***

**Number of Districts:**

NYC CHANCELLOR'S OFFICE  
YONKERS CITY SD

-  
-  
-  
-  
-  
-  
-  
-  
-  
-  
-

ALL OTHER School Districts: ( Weighted Avg )

**TOTAL ENROLLMENT**

**REVENUE PER PUPIL**

**EXPENSES PER PUPIL**

**FAMILY LIFE ACADEMY CHARTER SCHOOL  
BALANCE SHEET  
2017-18**

Please enter balance sheet data for the Ed Corp  
Family Life Academy Charter School  
only on this template.

The balance sheet should include data for  
all charter schools operated by the Ed Corp.

|  | <u>Prior Year</u> | Q1                | Q2                 | Q3                | Q4                |
|--|-------------------|-------------------|--------------------|-------------------|-------------------|
|  | <u>2016-17</u>    | <u>As of 9/30</u> | <u>As of 12/31</u> | <u>As of 3/31</u> | <u>As of 6/30</u> |
| <b><u>ASSETS</u></b>   |                   |                   |                    |                   |                   |
| <b><u>CURRENT ASSETS</u></b>   |                   |                   |                    |                   |                   |
| Cash and cash equivalents  | -                 | -                 | -                  | -                 | -                 |
| Grants and contracts receivable  | -                 | -                 | -                  | -                 | -                 |
| Accounts receivables   | -                 | -                 | -                  | -                 | -                 |
| Prepaid Expenses   | -                 | -                 | -                  | -                 | -                 |
| Contributions and other receivables                                    | -                 | -                 | -                  | -                 | -                 |
| <b>TOTAL CURRENT ASSETS</b>  | -                 | -                 | -                  | -                 | -                 |
| <b><u>PROPERTY, BUILDING AND EQUIPMENT, net</u></b>                    | -                 | -                 | -                  | -                 | -                 |
| <b><u>OTHER ASSETS</u></b>   | -                 | -                 | -                  | -                 | -                 |
| <b>TOTAL ASSETS</b>  | -                 | -                 | -                  | -                 | -                 |
| <b><u>LIABILITIES AND NET ASSETS</u></b>                               |                   |                   |                    |                   |                   |
| <b><u>CURRENT LIABILITIES</u></b>                                      |                   |                   |                    |                   |                   |
| Accounts payable and accrued expenses                                  | -                 | -                 | -                  | -                 | -                 |
| Accrued payroll and benefits   | -                 | -                 | -                  | -                 | -                 |
| Deferred Revenue   | -                 | -                 | -                  | -                 | -                 |
| Current maturities of long-term debt                                   | -                 | -                 | -                  | -                 | -                 |
| Short Term Debt - Bonds, Notes Payable                                 | -                 | -                 | -                  | -                 | -                 |
| Other  | -                 | -                 | -                  | -                 | -                 |
| <b>TOTAL CURRENT LIABILITIES</b>                                       | -                 | -                 | -                  | -                 | -                 |
| <b><u>LONG-TERM DEBT and NOTES PAYABLE, net current maturities</u></b> | -                 | -                 | -                  | -                 | -                 |
| <b>TOTAL LIABILITIES</b>   | -                 | -                 | -                  | -                 | -                 |
| <b><u>NET ASSETS</u></b>   |                   |                   |                    |                   |                   |
| Unrestricted   | -                 | -                 | -                  | -                 | -                 |
| Temporarily restricted   | -                 | -                 | -                  | -                 | -                 |
| <b>TOTAL NET ASSETS</b>  | -                 | -                 | -                  | -                 | -                 |
| <b>TOTAL LIABILITIES AND NET ASSETS</b>                                | -                 | -                 | -                  | -                 | -                 |

**FAMILY LIFE ACADEMY CHARTER  
Budget / Operating Plan**

**2017-18**

|                                  |   |           |   |   |           |   |   |
|----------------------------------|---|-----------|---|---|-----------|---|---|
| <b>Total Revenue</b>             | - | 1,196,831 | - | - | 1,293,359 | - | - |
| <b>Total Expenses</b>            | - | 1,127,745 | - | - | 1,317,067 | - | - |
| <b>Net Income</b>                | - | 69,086    | - | - | (23,708)  | - | - |
| <b>Actual Student Enrollment</b> | - | 307       | - | - | 307       | - | - |

|  |                          |                |          |                            |                |          |             |
|--|--------------------------|----------------|----------|----------------------------|----------------|----------|-------------|
| *NOTE: Enrollment, Revenue and Expenditure Data IN the 'Total and Variance Analysis' Section is Based on LAST ACTUAL Quarter Completed | 1st Quarter - 7/1 - 9/30 |                |          | 2nd Quarter - 10/1 - 12/31 |                |          | 3rd Quarter |
|  | Actual                   | Current Budget | Variance | Actual                     | Current Budget | Variance | Actual      |

| REVENUE  |        | CY Per Pupil Rate |           | 1st Quarter - 7/1 - 9/30 |                | 2nd Quarter - 10/1 - 12/31 |           | 3rd Quarter    |           |
|--|--------|-------------------|-----------|--------------------------|----------------|----------------------------|-----------|----------------|-----------|
| REVENUES FROM STATE SOURCES                                  |        |                   |           | Actual                   | Current Budget | Variance                   | Actual    | Current Budget | Variance  |
| Per Pupil Revenue  |        |                   |           |                          |                |                            |           |                |           |
| NYC CHANCELLOR'S OFFICE                                      | 14,527 |                   | 1,111,316 |                          |                |                            | 1,111,316 |                |           |
| YONKERS CITY SD  | 15,023 |                   | 3,756     |                          |                |                            | 3,756     |                |           |
| -  | -      |                   | -         |                          |                |                            | -         |                |           |
| -  | -      |                   | -         |                          |                |                            | -         |                |           |
| -  | -      |                   | -         |                          |                |                            | -         |                |           |
| -  | -      |                   | -         |                          |                |                            | -         |                |           |
| -  | -      |                   | -         |                          |                |                            | -         |                |           |
| -  | -      |                   | -         |                          |                |                            | -         |                |           |
| -  | -      |                   | -         |                          |                |                            | -         |                |           |
| -  | -      |                   | -         |                          |                |                            | -         |                |           |
| -  | -      |                   | -         |                          |                |                            | -         |                |           |
| -  | -      |                   | -         |                          |                |                            | -         |                |           |
| -  | -      |                   | -         |                          |                |                            | -         |                |           |
| -  | -      |                   | -         |                          |                |                            | -         |                |           |
| -  | -      |                   | -         |                          |                |                            | -         |                |           |
| -  | -      |                   | -         |                          |                |                            | -         |                |           |
| -  | -      |                   | -         |                          |                |                            | -         |                |           |
| -  | -      |                   | -         |                          |                |                            | -         |                |           |
| ALL OTHER School Districts: ( Count = 0 )                    | -      |                   | -         |                          |                |                            | -         |                |           |
| TOTAL Per Pupil Revenue (Weighted Average Per Pupil Funding) | 14,529 |                   | -         | 1,115,071                |                |                            | -         | 1,115,071      |           |
| Special Education Revenue                                    |        |                   |           | 18,183                   |                |                            |           | 18,183         |           |
| Grants   |        |                   |           |                          |                |                            |           |                |           |
| Stimulus   |        |                   |           |                          |                |                            |           |                |           |
| DYCD (Department of Youth and Community Development)         |        |                   |           |                          |                |                            |           |                |           |
| Other  |        |                   |           |                          |                |                            |           |                |           |
| NYC DoE Rental Assistance                                    |        |                   |           |                          |                |                            |           |                |           |
| Other  |        |                   |           | 404                      |                |                            |           | 1,212          |           |
| TOTAL REVENUE FROM STATE SOURCES                             |        |                   |           | -                        | 1,133,658      |                            |           | -              | 1,134,466 |

| REVENUE FROM FEDERAL FUNDING                           |  | CY Per Pupil Rate |  | 1st Quarter - 7/1 - 9/30 |                | 2nd Quarter - 10/1 - 12/31 |        | 3rd Quarter    |          |
|--|--|-------------------|--|--------------------------|----------------|----------------------------|--------|----------------|----------|
|  |  |                   |  | Actual                   | Current Budget | Variance                   | Actual | Current Budget | Variance |
| IDEA Special Needs                                     |  |                   |  |                          |                |                            |        |                |          |
| Title I  |  |                   |  |                          | 16,522         |                            |        | 49,566         |          |
| Title Funding - Other                                  |  |                   |  |                          | 12,722         |                            |        | 38,166         |          |
| School Food Service (Free Lunch)                       |  |                   |  |                          | 18,616         |                            |        | 55,848         |          |
| Grants   |  |                   |  |                          |                |                            |        |                |          |
| Charter School Program (CSP) Planning & Implementation |  |                   |  |                          |                |                            |        |                |          |
| Other  |  |                   |  |                          |                |                            |        |                |          |

**FAMILY LIFE ACADEMY CHARTER**  
**Budget / Operating Plan**

**2017-18**

|                                  |   |           |   |   |           |   |   |
|----------------------------------|---|-----------|---|---|-----------|---|---|
| <b>Total Revenue</b>             | - | 1,196,831 | - | - | 1,293,359 | - | - |
| <b>Total Expenses</b>            | - | 1,127,745 | - | - | 1,317,067 | - | - |
| <b>Net Income</b>                | - | 69,086    | - | - | (23,708)  | - | - |
| <b>Actual Student Enrollment</b> | - | 307       | - | - | 307       | - | - |

|  | 1st Quarter - 7/1 - 9/30  |                  |          | 2nd Quarter - 10/1 - 12/31 |                  |          | 3rd Quarter |
|--|---|------------------|----------|----------------------------|------------------|----------|-------------|
|  | Actual  | Current Budget   | Variance | Actual                     | Current Budget   | Variance | Actual      |
|  | <b>*NOTE: Enrollment, Revenue and Expenditure Data IN the 'Total and Variance Analysis' Section is Based on LAST ACTUAL Quarter Completed</b> |                  |          |                            |                  |          |             |
| Other                                      | -   | -                | -        | -                          | -                | -        | -           |
| TOTAL REVENUE FROM FEDERAL SOURCES         | -   | 47,860           | -        | -                          | 143,580          | -        | -           |
| <b>LOCAL and OTHER REVENUE</b>             |   |                  |          |                            |                  |          |             |
| Contributions and Donations                |   | 2,674            | -        |                            | 2,674            | -        |             |
| Fundraising                                |   | -                | -        |                            | -                | -        |             |
| Erate Reimbursement                        |   | 9,795            | -        |                            | 9,795            | -        |             |
| Earnings on Investments                    |   | -                | -        |                            | -                | -        |             |
| Interest Income                            |   | 2,844            | -        |                            | 2,844            | -        |             |
| Food Service (Income from meals)           |   | -                | -        |                            | -                | -        |             |
| Text Book                                  |   | -                | -        |                            | -                | -        |             |
| OTHER                                      |   | -                | -        |                            | -                | -        |             |
| TOTAL REVENUE FROM LOCAL and OTHER SOURCES | -   | 15,313           | -        | -                          | 15,313           | -        | -           |
| <b>TOTAL REVENUE</b>                       | -   | <b>1,196,831</b> | -        | -                          | <b>1,293,359</b> | -        | -           |

|                           |   |           |   |   |           |   |   |
|---------------------------|---|-----------|---|---|-----------|---|---|
| Total Revenue             | - | 1,196,831 | - | - | 1,293,359 | - | - |
| Total Expenses            | - | 1,127,745 | - | - | 1,317,067 | - | - |
| Net Income                | - | 69,086    | - | - | (23,708)  | - | - |
| Actual Student Enrollment | - | 307       | - | - | 307       | - | - |

|  |                          |                |          |                            |                |          |             |
|--|--------------------------|----------------|----------|----------------------------|----------------|----------|-------------|
| *NOTE: Enrollment, Revenue and Expenditure Data IN the 'Total and Variance Analysis' Section is Based on LAST ACTUAL Quarter Completed | 1st Quarter - 7/1 - 9/30 |                |          | 2nd Quarter - 10/1 - 12/31 |                |          | 3rd Quarter |
|  | Actual                   | Current Budget | Variance | Actual                     | Current Budget | Variance | Actual      |

**EXPENSES**

Quarter 0

No. of Positions

**ADMINISTRATIVE STAFF PERSONNEL COSTS**

|                                   |   |         |   |         |   |   |
|-----------------------------------|---|---------|---|---------|---|---|
| Executive Management              | - | 24,384  | - | 24,384  | - | - |
| Instructional Management          | - | 61,530  | - | 61,530  | - | - |
| Deans, Directors & Coordinators   | - | 46,609  | - | 46,609  | - | - |
| CFO / Director of Finance         | - | 9,499   | - | 9,499   | - | - |
| Operation / Business Manager      | - | 4,941   | - | 4,941   | - | - |
| Administrative Staff              | - | 123,785 | - | 123,785 | - | - |
| <b>TOTAL ADMINISTRATIVE STAFF</b> | - | 270,748 | - | 270,748 | - | - |

**INSTRUCTIONAL PERSONNEL COSTS**

|                            |   |         |   |         |   |   |
|----------------------------|---|---------|---|---------|---|---|
| Teachers - Regular         | - | 79,950  | - | 186,550 | - | - |
| Teachers - SPED            | - | 20,220  | - | 47,180  | - | - |
| Substitute Teachers        | - | -       | - | -       | - | - |
| Teaching Assistants        | - | 31,002  | - | 72,338  | - | - |
| Specialty Teachers         | - | 28,091  | - | 65,544  | - | - |
| Aides                      | - | -       | - | -       | - | - |
| Therapists & Counselors    | - | 8,655   | - | 20,194  | - | - |
| Other                      | - | 30,066  | - | -       | - | - |
| <b>TOTAL INSTRUCTIONAL</b> | - | 197,984 | - | 391,806 | - | - |

**NON-INSTRUCTIONAL PERSONNEL COSTS**

|                                |   |        |   |         |   |   |
|--------------------------------|---|--------|---|---------|---|---|
| Nurse                          | - | -      | - | -       | - | - |
| Librarian                      | - | -      | - | -       | - | - |
| Custodian                      | - | 37,652 | - | 37,652  | - | - |
| Security                       | - | 14,340 | - | 14,340  | - | - |
| Other                          | - | 43,762 | - | 55,792  | - | - |
| <b>TOTAL NON-INSTRUCTIONAL</b> | - | 95,754 | - | 107,784 | - | - |

**SUBTOTAL PERSONNEL SERVICE COSTS**

|  |   |         |   |         |   |   |
|--|---|---------|---|---------|---|---|
|  | - | 564,486 | - | 770,338 | - | - |
|--|---|---------|---|---------|---|---|

**PAYROLL TAXES AND BENEFITS**

|   |   |         |   |         |   |   |
|---|---|---------|---|---------|---|---|
| Payroll Taxes                           | - | 43,183  | - | 58,931  | - | - |
| Fringe / Employee Benefits              | - | 87,853  | - | 89,911  | - | - |
| Retirement / Pension                    | - | 4,052   | - | 6,250   | - | - |
| <b>TOTAL PAYROLL TAXES AND BENEFITS</b> | - | 135,088 | - | 155,092 | - | - |

**TOTAL PERSONNEL SERVICE COSTS**

|  |   |         |   |         |   |   |
|--|---|---------|---|---------|---|---|
|  | - | 699,574 | - | 925,430 | - | - |
|--|---|---------|---|---------|---|---|

**FAMILY LIFE ACADEMY CHARTER**  
**Budget / Operating Plan**

**2017-18**

|                                  |   |           |   |   |           |   |   |
|----------------------------------|---|-----------|---|---|-----------|---|---|
| <b>Total Revenue</b>             | - | 1,196,831 | - | - | 1,293,359 | - | - |
| <b>Total Expenses</b>            | - | 1,127,745 | - | - | 1,317,067 | - | - |
| <b>Net Income</b>                | - | 69,086    | - | - | (23,708)  | - | - |
| <b>Actual Student Enrollment</b> | - | 307       | - | - | 307       | - | - |

| *NOTE: Enrollment, Revenue and Expenditure Data IN the 'Total and Variance Analysis' Section is Based on LAST ACTUAL Quarter Completed | 1st Quarter - 7/1 - 9/30   |                |          | 2nd Quarter - 10/1 - 12/31 |                |          | 3rd Quarter |
|--|----------------------------|----------------|----------|----------------------------|----------------|----------|-------------|
|  | Actual                     | Current Budget | Variance | Actual                     | Current Budget | Variance | Actual      |
|  | <b>CONTRACTED SERVICES</b> |                |          |                            |                |          |             |
| Accounting / Audit   | -                          | -              | -        | -                          | -              | -        | -           |
| Legal  | 903                        | -              | -        | 903                        | -              | -        | -           |
| Management Company Fee   | -                          | -              | -        | -                          | -              | -        | -           |
| Nurse Services   | -                          | -              | -        | -                          | -              | -        | -           |
| Food Service / School Lunch  | -                          | -              | -        | -                          | -              | -        | -           |
| Payroll Services   | 4,247                      | -              | -        | 4,247                      | -              | -        | -           |
| Special Ed Services  | -                          | -              | -        | -                          | -              | -        | -           |
| Titlement Services (i.e. Title I)  | -                          | -              | -        | -                          | -              | -        | -           |
| Other Purchased / Professional / Consulting  | 15,521                     | -              | -        | 17,999                     | -              | -        | -           |
| <b>TOTAL CONTRACTED SERVICES</b>   | -                          | 20,671         | -        | -                          | 23,149         | -        | -           |

**FAMILY LIFE ACADEMY CHARTER**

**Budget / Operating Plan**

**2017-18**

|                                  |   |                  |   |   |                  |   |   |
|----------------------------------|---|------------------|---|---|------------------|---|---|
| <b>Total Revenue</b>             | - | <b>1,196,831</b> | - | - | <b>1,293,359</b> | - | - |
| <b>Total Expenses</b>            | - | <b>1,127,745</b> | - | - | <b>1,317,067</b> | - | - |
| <b>Net Income</b>                | - | <b>69,086</b>    | - | - | <b>(23,708)</b>  | - | - |
| <b>Actual Student Enrollment</b> | - | <b>307</b>       | - | - | <b>307</b>       | - | - |

|   |                                 |                       |                 |                                   |                       |                 |                    |
|---|---------------------------------|-----------------------|-----------------|-----------------------------------|-----------------------|-----------------|--------------------|
| <b>*NOTE: Enrollment, Revenue and Expenditure Data IN the 'Total and Variance Analysis' Section is Based on LAST ACTUAL Quarter Completed</b> | <b>1st Quarter - 7/1 - 9/30</b> |                       |                 | <b>2nd Quarter - 10/1 - 12/31</b> |                       |                 | <b>3rd Quarter</b> |
|   | <b>Actual</b>                   | <b>Current Budget</b> | <b>Variance</b> | <b>Actual</b>                     | <b>Current Budget</b> | <b>Variance</b> | <b>Actual</b>      |

**SCHOOL OPERATIONS**

|   |  |                |          |  |                |          |  |
|---|--|----------------|----------|--|----------------|----------|--|
| Board Expenses                            |  | 344            | -        |  | 344            | -        |  |
| Classroom / Teaching Supplies & Materials |  | 38,582         | -        |  | 9,456          | -        |  |
| Special Ed Supplies & Materials           |  | -              | -        |  | -              | -        |  |
| Textbooks / Workbooks                     |  | 38,256         | -        |  | 7,176          | -        |  |
| Supplies & Materials other                |  | -              | -        |  | -              | -        |  |
| Equipment / Furniture                     |  | 453            | -        |  | 453            | -        |  |
| Telephone                                 |  | 8,550          | -        |  | 8,550          | -        |  |
| Technology                                |  | 18,034         | -        |  | 11,216         | -        |  |
| Student Testing & Assessment              |  | 4,474          | -        |  | 13,422         | -        |  |
| Field Trips                               |  | 1,625          | -        |  | 4,875          | -        |  |
| Transportation (student)                  |  | -              | -        |  | -              | -        |  |
| Student Services - other                  |  | 178            | -        |  | 534            | -        |  |
| Office Expense                            |  | 29,084         | -        |  | 11,192         | -        |  |
| Staff Development                         |  | 13,629         | -        |  | 13,629         | -        |  |
| Staff Recruitment                         |  | 365            | -        |  | 365            | -        |  |
| Student Recruitment / Marketing           |  | 1,461          | -        |  | 1,461          | -        |  |
| School Meals / Lunch                      |  | 16,675         | -        |  | 50,025         | -        |  |
| Travel (Staff)                            |  | 327            | -        |  | 327            | -        |  |
| Fundraising                               |  | 38             | -        |  | 38             | -        |  |
| Other                                     |  | 260            | -        |  | 260            | -        |  |
| <b>TOTAL SCHOOL OPERATIONS</b>            |  | <b>172,335</b> | <b>-</b> |  | <b>133,323</b> | <b>-</b> |  |

**FACILITY OPERATION & MAINTENANCE**

|  |  |                |          |  |                |          |  |
|--|--|----------------|----------|--|----------------|----------|--|
| Insurance  |  | 7,614          | -        |  | 7,614          | -        |  |
| Janitorial   |  | 12,906         | -        |  | 12,906         | -        |  |
| Building and Land Rent / Lease / Facility Finance Interest |  | 164,754        | -        |  | 164,754        | -        |  |
| Repairs & Maintenance                                      |  | 12,906         | -        |  | 12,906         | -        |  |
| Equipment / Furniture                                      |  | -              | -        |  | -              | -        |  |
| Security   |  | -              | -        |  | -              | -        |  |
| Utilities  |  | 21,507         | -        |  | 21,507         | -        |  |
| <b>TOTAL FACILITY OPERATION &amp; MAINTENANCE</b>          |  | <b>219,687</b> | <b>-</b> |  | <b>219,687</b> | <b>-</b> |  |

**DEPRECIATION & AMORTIZATION**

|  |  |        |   |  |        |   |  |
|--|--|--------|---|--|--------|---|--|
|  |  | 15,478 | - |  | 15,478 | - |  |
|--|--|--------|---|--|--------|---|--|

**RESERVES / CONTINGENCY**

|  |  |   |   |  |   |   |  |
|--|--|---|---|--|---|---|--|
|  |  | - | - |  | - | - |  |
|--|--|---|---|--|---|---|--|

|                       |  |                  |          |  |                  |          |  |
|-----------------------|--|------------------|----------|--|------------------|----------|--|
| <b>TOTAL EXPENSES</b> |  | <b>1,127,745</b> | <b>-</b> |  | <b>1,317,067</b> | <b>-</b> |  |
|-----------------------|--|------------------|----------|--|------------------|----------|--|

**FAMILY LIFE ACADEMY CHARTER**  
**Budget / Operating Plan**

**2017-18**

|                                  |   |           |   |   |           |   |   |
|----------------------------------|---|-----------|---|---|-----------|---|---|
| <b>Total Revenue</b>             | - | 1,196,831 | - | - | 1,293,359 | - | - |
| <b>Total Expenses</b>            | - | 1,127,745 | - | - | 1,317,067 | - | - |
| <b>Net Income</b>                | - | 69,086    | - | - | (23,708)  | - | - |
| <b>Actual Student Enrollment</b> | - | 307       | - | - | 307       | - | - |

| *NOTE: Enrollment, Revenue and Expenditure Data IN the 'Total and Variance Analysis' Section is Based on LAST ACTUAL Quarter Completed | 1st Quarter - 7/1 - 9/30 |                |          | 2nd Quarter - 10/1 - 12/31 |                |          | 3rd Quarter |
|--|--------------------------|----------------|----------|----------------------------|----------------|----------|-------------|
|  | Actual                   | Current Budget | Variance | Actual                     | Current Budget | Variance | Actual      |
|  | <b>NET INCOME</b>        | -              | 69,086   | -                          | -              | (23,708) | -           |

**2017-18**

|                                  |   |                  |   |   |                  |   |   |
|----------------------------------|---|------------------|---|---|------------------|---|---|
| <b>Total Revenue</b>             | - | <b>1,196,831</b> | - | - | <b>1,293,359</b> | - | - |
| <b>Total Expenses</b>            | - | <b>1,127,745</b> | - | - | <b>1,317,067</b> | - | - |
| <b>Net Income</b>                | - | <b>69,086</b>    | - | - | <b>(23,708)</b>  | - | - |
| <b>Actual Student Enrollment</b> | - | <b>307</b>       | - | - | <b>307</b>       | - | - |

3rd C

1st Quarter - 7/1 - 9/30

2nd Quarter - 10/1 - 12/31

3rd C

**\*NOTE: Enrollment, Revenue and Expenditure Data IN the 'Total and Variance Analysis' Section is Based on LAST ACTUAL Quarter Completed**

|  | 1st Quarter - 7/1 - 9/30 |                |          | 2nd Quarter - 10/1 - 12/31 |                |          | Actual |
|--|--------------------------|----------------|----------|----------------------------|----------------|----------|--------|
|  | Actual                   | Current Budget | Variance | Actual                     | Current Budget | Variance |        |
| <b>ENROLLMENT - *School Districts Are Linked To Above Entries*</b> |                          |                |          |                            |                |          |        |
| NYC CHANCELLOR'S OFFICE  | -                        | 306            | -        | -                          | 306            | -        | -      |
| YONKERS CITY SD  | -                        | 1              | -        | -                          | 1              | -        | -      |
| -  | -                        | -              | -        | -                          | -              | -        | -      |
| -  | -                        | -              | -        | -                          | -              | -        | -      |
| -  | -                        | -              | -        | -                          | -              | -        | -      |
| -  | -                        | -              | -        | -                          | -              | -        | -      |
| -  | -                        | -              | -        | -                          | -              | -        | -      |
| -  | -                        | -              | -        | -                          | -              | -        | -      |
| -  | -                        | -              | -        | -                          | -              | -        | -      |
| -  | -                        | -              | -        | -                          | -              | -        | -      |
| -  | -                        | -              | -        | -                          | -              | -        | -      |
| -  | -                        | -              | -        | -                          | -              | -        | -      |
| -  | -                        | -              | -        | -                          | -              | -        | -      |
| -  | -                        | -              | -        | -                          | -              | -        | -      |
| -  | -                        | -              | -        | -                          | -              | -        | -      |
| -  | -                        | -              | -        | -                          | -              | -        | -      |
| ALL OTHER School Districts: ( Count = 0 )                          | -                        | -              | -        | -                          | -              | -        | -      |
| <b>TOTAL ENROLLMENT</b>  | -                        | <b>307</b>     | -        | -                          | <b>307</b>     | -        | -      |
| <b>REVENUE PER PUPIL</b>   | -                        | <b>3,898</b>   | -        | -                          | <b>4,213</b>   | -        | -      |
| <b>EXPENSES PER PUPIL</b>  | -                        | <b>3,673</b>   | -        | -                          | <b>4,290</b>   | -        | -      |

**ER SCHOOL  
n**

|                                  |                  |   |   |                  |   |
|----------------------------------|------------------|---|---|------------------|---|
| <b>Total Revenue</b>             | <b>1,293,359</b> | - | - | <b>1,439,663</b> | - |
| <b>Total Expenses</b>            | <b>1,255,656</b> | - | - | <b>1,588,770</b> | - |
| <b>Net Income</b>                | <b>37,703</b>    | - | - | <b>(149,107)</b> | - |
| <b>Actual Student Enrollment</b> | <b>307</b>       | - | - | <b>307</b>       | - |

|  |                             |                 |                                 |                       |                 |
|--|-----------------------------|-----------------|---------------------------------|-----------------------|-----------------|
| <p><b>*NOTE: Enrollment, Revenue and Expenditure Data IN the 'Total and Variance Analysis' Section is Based on LAST ACTUAL Quarter Completed</b></p> | <b>Quarter - 1/1 - 3/31</b> |                 | <b>4th Quarter - 4/1 - 6/30</b> |                       |                 |
|  | <b>Current Budget</b>       | <b>Variance</b> | <b>Actual</b>                   | <b>Current Budget</b> | <b>Variance</b> |

**REVENUE**

**REVENUES FROM STATE SOURCES**

Per Pupil Revenue

CY Per Pupil Rate

NYC CHANCELLOR'S OFFICE

14,527

1,111,316

-

1,111,316

-

YONKERS CITY SD

15,023

3,756

-

3,756

-

-

-

-

-

-

-

-

-

-

-

-

-

-

-

-

-

-

-

-

-

-

-

-

-

-

-

-

-

-

-

-

-

-

-

-

-

-

-

-

-

-

-

-

-

-

-

-

-

-

-

-

-

-

-

-

-

-

-

-

-

-

-

-

-

-

-

-

-

-

-

-

-

-

-

-

-

-

-

ALL OTHER School Districts: ( Count = 0 )

-

-

-

-

-

TOTAL Per Pupil Revenue (Weighted Average Per Pupil Funding)

14,529

1,115,071

-

1,115,071

-

Special Education Revenue

18,183

-

18,183

-

Grants

Stimulus

-

-

-

-

DYCD (Department of Youth and Community Development)

-

-

-

-

Other

-

-

-

-

NYC DoE Rental Assistance

-

-

-

-

Other

1,212

-

93,011

-

**TOTAL REVENUE FROM STATE SOURCES**

1,134,466

-

1,226,265

-

**REVENUE FROM FEDERAL FUNDING**

IDEA Special Needs

-

-

27,691

-

Title I

49,566

-

49,566

-

Title Funding - Other

38,166

-

38,160

-

School Food Service (Free Lunch)

55,848

-

55,842

-

Grants

Charter School Program (CSP) Planning & Implementation

-

-

-

-

Other

-

-

-

-

**ER SCHOOL  
n**

|   |                             |                 |                                 |                  |                 |
|---|-----------------------------|-----------------|---------------------------------|------------------|-----------------|
| <b>Total Revenue</b>  | <b>1,293,359</b>            | -               | -                               | <b>1,439,663</b> | -               |
| <b>Total Expenses</b>   | <b>1,255,656</b>            | -               | -                               | <b>1,588,770</b> | -               |
| <b>Net Income</b>   | <b>37,703</b>               | -               | -                               | <b>(149,107)</b> | -               |
| <b>Actual Student Enrollment</b>  | <b>307</b>                  | -               | -                               | <b>307</b>       | -               |
|   | <b>Quarter - 1/1 - 3/31</b> |                 | <b>4th Quarter - 4/1 - 6/30</b> |                  |                 |
| <b>*NOTE: Enrollment, Revenue and Expenditure Data IN the 'Total and Variance Analysis' Section is Based on LAST ACTUAL Quarter Completed</b> | <b>Current</b>              |                 |                                 | <b>Current</b>   |                 |
|   | <b>Budget</b>               | <b>Variance</b> | <b>Actual</b>                   | <b>Budget</b>    | <b>Variance</b> |
| Other   | -                           | =               |                                 | -                | =               |
| TOTAL REVENUE FROM FEDERAL SOURCES  | 143,580                     | -               | -                               | 171,259          | -               |
| <b>LOCAL and OTHER REVENUE</b>  |                             |                 |                                 |                  |                 |
| Contributions and Donations   | 2,674                       | -               |                                 | 2,666            | -               |
| Fundraising   | -                           | -               |                                 | -                | -               |
| Erate Reimbursement   | 9,795                       | -               |                                 | 9,785            | -               |
| Earnings on Investments   | -                           | -               |                                 | -                | -               |
| Interest Income   | 2,844                       | -               |                                 | 2,844            | -               |
| Food Service (Income from meals)  | -                           | -               |                                 | -                | -               |
| Text Book   | -                           | -               |                                 | 26,844           | -               |
| OTHER   | -                           | =               |                                 | -                | =               |
| TOTAL REVENUE FROM LOCAL and OTHER SOURCES  | 15,313                      | -               | -                               | 42,139           | -               |
| <b>TOTAL REVENUE</b>  | <b>1,293,359</b>            | -               | -                               | <b>1,439,663</b> | -               |

**ER SCHOOL**  
n

|                                  |                  |   |   |                  |   |
|----------------------------------|------------------|---|---|------------------|---|
| <b>Total Revenue</b>             | <b>1,293,359</b> | - | - | <b>1,439,663</b> | - |
| <b>Total Expenses</b>            | <b>1,255,656</b> | - | - | <b>1,588,770</b> | - |
| <b>Net Income</b>                | <b>37,703</b>    | - | - | <b>(149,107)</b> | - |
| <b>Actual Student Enrollment</b> | <b>307</b>       | - | - | <b>307</b>       | - |

|  |                             |                 |                                 |                       |                 |
|--|-----------------------------|-----------------|---------------------------------|-----------------------|-----------------|
| <p><b>*NOTE: Enrollment, Revenue and Expenditure Data IN the 'Total and Variance Analysis' Section is Based on LAST ACTUAL Quarter Completed</b></p> | <b>Quarter - 1/1 - 3/31</b> |                 | <b>4th Quarter - 4/1 - 6/30</b> |                       |                 |
|  | <b>Current Budget</b>       | <b>Variance</b> | <b>Actual</b>                   | <b>Current Budget</b> | <b>Variance</b> |

**EXPENSES**

**ADMINISTRATIVE STAFF PERSONNEL COSTS**

|                                   | Quarter 0<br>No. of Positions |                |   |   |                |   |
|-----------------------------------|-------------------------------|----------------|---|---|----------------|---|
| Executive Management              | -                             | 24,384         | - |   | 24,384         | - |
| Instructional Management          | -                             | 61,530         | - |   | 61,520         | - |
| Deans, Directors & Coordinators   | -                             | 46,609         | - |   | 46,606         | - |
| CFO / Director of Finance         | -                             | 9,499          | - |   | 9,499          | - |
| Operation / Business Manager      | -                             | 4,941          | - |   | 4,941          | - |
| Administrative Staff              | -                             | <u>123,785</u> | - |   | <u>123,783</u> | - |
| <b>TOTAL ADMINISTRATIVE STAFF</b> | -                             | <b>270,748</b> | - | - | <b>270,733</b> | - |

**INSTRUCTIONAL PERSONNEL COSTS**

|                            |   |                |   |   |                |   |
|----------------------------|---|----------------|---|---|----------------|---|
| Teachers - Regular         | - | 159,900        | - |   | 266,500        | - |
| Teachers - SPED            | - | 40,440         | - |   | 67,399         | - |
| Substitute Teachers        | - | -              | - |   | -              | - |
| Teaching Assistants        | - | 62,004         | - |   | 103,336        | - |
| Specialty Teachers         | - | 56,181         | - |   | 93,623         | - |
| Aides                      | - | -              | - |   | -              | - |
| Therapists & Counselors    | - | 17,310         | - |   | 28,841         | - |
| Other                      | - | -              | - |   | -              | - |
| <b>TOTAL INSTRUCTIONAL</b> | - | <b>335,835</b> | - | - | <b>559,699</b> | - |

**NON-INSTRUCTIONAL PERSONNEL COSTS**

|                                |   |                |   |   |                |   |
|--------------------------------|---|----------------|---|---|----------------|---|
| Nurse                          | - | -              | - |   | -              | - |
| Librarian                      | - | -              | - |   | -              | - |
| Custodian                      | - | 37,652         | - |   | 37,652         | - |
| Security                       | - | 14,340         | - |   | 14,340         | - |
| Other                          | - | <u>55,792</u>  | - |   | <u>72,090</u>  | - |
| <b>TOTAL NON-INSTRUCTIONAL</b> | - | <b>107,784</b> | - | - | <b>124,082</b> | - |

**SUBTOTAL PERSONNEL SERVICE COSTS**

**PAYROLL TAXES AND BENEFITS**

|   |  |                |   |   |                |   |
|---|--|----------------|---|---|----------------|---|
| Payroll Taxes                           |  | 54,649         | - |   | 73,020         | - |
| Fringe / Employee Benefits              |  | 89,351         | - |   | 91,699         | - |
| Retirement / Pension                    |  | <u>5,652</u>   | - |   | <u>29,394</u>  | - |
| <b>TOTAL PAYROLL TAXES AND BENEFITS</b> |  | <b>149,652</b> | - | - | <b>194,113</b> | - |

**TOTAL PERSONNEL SERVICE COSTS**

|  |   |                |   |   |                  |   |
|--|---|----------------|---|---|------------------|---|
|  | - | <b>864,019</b> | - | - | <b>1,148,627</b> | - |
|--|---|----------------|---|---|------------------|---|

| PR SCHOOL  |                      |                |                          |               |                |
|--|----------------------|----------------|--------------------------|---------------|----------------|
| n  |                      |                |                          |               |                |
| Total Revenue  | 1,293,359            | -              | -                        | 1,439,663     | -              |
| Total Expenses   | 1,255,656            | -              | -                        | 1,588,770     | -              |
| Net Income   | 37,703               | -              | -                        | (149,107)     | -              |
| Actual Student Enrollment  | 307                  | -              | -                        | 307           | -              |
|  | Quarter - 1/1 - 3/31 |                | 4th Quarter - 4/1 - 6/30 |               |                |
| *NOTE: Enrollment, Revenue and Expenditure Data IN the 'Total and Variance Analysis' Section is Based on LAST ACTUAL Quarter Completed | PR SCHOOL            |                |                          |               |                |
|  | n                    | Current Budget | Variance                 | Actual        | Current Budget |
| <b>CONTRACTED SERVICES</b>   |                      |                |                          |               |                |
| Accounting / Audit   | -                    | -              |                          | 21,920        | -              |
| Legal  | 903                  | -              |                          | 903           | -              |
| Management Company Fee   | -                    | -              |                          | -             | -              |
| Nurse Services   | -                    | -              |                          | -             | -              |
| Food Service / School Lunch  | -                    | -              |                          | -             | -              |
| Payroll Services   | 4,247                | -              |                          | 4,239         | -              |
| Special Ed Services  | -                    | -              |                          | -             | -              |
| Titlement Services (i.e. Title I)  | -                    | -              |                          | -             | -              |
| Other Purchased / Professional / Consulting  | 17,999               | -              |                          | 17,977        | -              |
| <b>TOTAL CONTRACTED SERVICES</b>   | <b>23,149</b>        | <b>-</b>       | <b>-</b>                 | <b>45,039</b> | <b>-</b>       |

**ER SCHOOL**  
n

|                                  |                  |   |   |                  |   |
|----------------------------------|------------------|---|---|------------------|---|
| <b>Total Revenue</b>             | <b>1,293,359</b> | - | - | <b>1,439,663</b> | - |
| <b>Total Expenses</b>            | <b>1,255,656</b> | - | - | <b>1,588,770</b> | - |
| <b>Net Income</b>                | <b>37,703</b>    | - | - | <b>(149,107)</b> | - |
| <b>Actual Student Enrollment</b> | <b>307</b>       | - | - | <b>307</b>       | - |

|  |                             |                 |                                 |                       |                 |
|--|-----------------------------|-----------------|---------------------------------|-----------------------|-----------------|
| <p><b>*NOTE: Enrollment, Revenue and Expenditure Data IN the 'Total and Variance Analysis' Section is Based on LAST ACTUAL Quarter Completed</b></p> | <b>Quarter - 1/1 - 3/31</b> |                 | <b>4th Quarter - 4/1 - 6/30</b> |                       |                 |
|  | <b>Current Budget</b>       | <b>Variance</b> | <b>Actual</b>                   | <b>Current Budget</b> | <b>Variance</b> |

|  |                  |   |   |                  |   |
|--|------------------|---|---|------------------|---|
| <b>SCHOOL OPERATIONS</b>                                   |                  |   |   |                  |   |
| Board Expenses   | 344              | - |   | 344              | - |
| Classroom / Teaching Supplies & Materials                  | 9,456            | - |   | 9,448            | - |
| Special Ed Supplies & Materials                            | -                | - |   | -                | - |
| Textbooks / Workbooks                                      | 7,176            | - |   | 34,005           | - |
| Supplies & Materials other                                 | -                | - |   | -                | - |
| Equipment / Furniture                                      | 453              | - |   | 452              | - |
| Telephone  | 8,550            | - |   | 8,550            | - |
| Technology   | 11,216           | - |   | 11,211           | - |
| Student Testing & Assessment                               | 13,422           | - |   | 13,413           | - |
| Field Trips  | 4,875            | - |   | 4,868            | - |
| Transportation (student)                                   | -                | - |   | -                | - |
| Student Services - other                                   | 534              | - |   | 526              | - |
| Office Expense   | 11,192           | - |   | 11,150           | - |
| Staff Development  | 13,629           | - |   | 13,627           | - |
| Staff Recruitment  | 365              | - |   | 365              | - |
| Student Recruitment / Marketing                            | 1,461            | - |   | 1,461            | - |
| School Meals / Lunch                                       | 50,025           | - |   | 50,011           | - |
| Travel (Staff)   | 327              | - |   | 326              | - |
| Fundraising  | 38               | - |   | 38               | - |
| Other  | 260              | - |   | 243              | - |
| <b>TOTAL SCHOOL OPERATIONS</b>                             | <b>133,323</b>   | - | - | <b>160,038</b>   | - |
| <b>FACILITY OPERATION &amp; MAINTENANCE</b>                |                  |   |   |                  |   |
| Insurance  | 7,614            | - |   | 7,566            | - |
| Janitorial   | 12,906           | - |   | 12,894           | - |
| Building and Land Rent / Lease / Facility Finance Interest | 164,754          | - |   | 164,734          | - |
| Repairs & Maintenance                                      | 12,906           | - |   | 12,894           | - |
| Equipment / Furniture                                      | -                | - |   | -                | - |
| Security   | -                | - |   | -                | - |
| Utilities  | 21,507           | - |   | 21,500           | - |
| <b>TOTAL FACILITY OPERATION &amp; MAINTENANCE</b>          | <b>219,687</b>   | - | - | <b>219,588</b>   | - |
| <b>DEPRECIATION &amp; AMORTIZATION</b>                     | <b>15,478</b>    | - |   | <b>15,478</b>    | - |
| <b>RESERVES / CONTINGENCY</b>                              | -                | - |   | -                | - |
| <b>TOTAL EXPENSES</b>                                      | <b>1,255,656</b> | - | - | <b>1,588,770</b> | - |

| ER SCHOOL  |                |                      |        |                          |          |
|--|----------------|----------------------|--------|--------------------------|----------|
| ER SCHOOL  |                |                      |        |                          |          |
| n  |                |                      |        |                          |          |
| Total Revenue  | 1,293,359      | -                    | -      | 1,439,663                | -        |
| Total Expenses   | 1,255,656      | -                    | -      | 1,588,770                | -        |
| Net Income   | 37,703         | -                    | -      | (149,107)                | -        |
| Actual Student Enrollment  | 307            | -                    | -      | 307                      | -        |
|  |                | Quarter - 1/1 - 3/31 |        | 4th Quarter - 4/1 - 6/30 |          |
| *NOTE: Enrollment, Revenue and Expenditure Data IN the 'Total and Variance Analysis' Section is Based on LAST ACTUAL Quarter Completed |                | Quarter - 1/1 - 3/31 |        |                          |          |
|  | Current Budget | Variance             | Actual | Current Budget           | Variance |
| NET INCOME   | 37,703         | -                    | -      | (149,107)                | -        |





**FAMILY LIFE ACADEMY CHARTER SCHOOL**

**Budget / Operating Plan**

**2017-18**

|                                  |   |   |   |           |             |   |   |           |
|----------------------------------|---|---|---|-----------|-------------|---|---|-----------|
| <b>Total Revenue</b>             | - | - | - | 5,223,213 | (5,223,213) | - | - | 5,223,213 |
| <b>Total Expenses</b>            | - | - | - | 5,289,238 | 5,289,238   | - | - | 5,289,238 |
| <b>Net Income</b>                | - | - | - | (66,025)  | 66,025      | - | - | (66,025)  |
| <b>Actual Student Enrollment</b> | - | - | - |           |             | - | - |           |

**\*NOTE: Enrollment, Revenue and Expenditure Data IN the 'Total and Variance Analysis' Section is Based on LAST ACTUAL Quarter Completed**

**TOTALS AND VARIANCE ANALYSIS**

|  | <b>Actual</b> | <b>Current Budget (Current Quarter)</b> | <b>Actual vs. Current Budget</b> | <b>Current Budget - TY</b> | <b>Actual vs. Current Budget TY</b> | <b>Original Budget (Current Quarter)</b> | <b>Actual vs. Original Budget</b> | <b>Original Budget - TY</b> |
|--|---------------|---|----------------------------------|----------------------------|-------------------------------------|--|-----------------------------------|-----------------------------|
| Other                                      | -             | -                                       | -                                | -                          | -                                   | -  | -                                 | -                           |
| TOTAL REVENUE FROM FEDERAL SOURCES         | -             | -                                       | -                                | 506,279                    | (506,279)                           | -  | -                                 | 506,279                     |
| <b>LOCAL and OTHER REVENUE</b>             |               |   |                                  |                            |                                     |  |                                   |                             |
| Contributions and Donations                | -             | -                                       | -                                | 10,688                     | (10,688)                            | -  | -                                 | 10,688                      |
| Fundraising                                | -             | -                                       | -                                | -                          | -                                   | -  | -                                 | -                           |
| Erate Reimbursement                        | -             | -                                       | -                                | 39,170                     | (39,170)                            | -  | -                                 | 39,170                      |
| Earnings on Investments                    | -             | -                                       | -                                | -                          | -                                   | -  | -                                 | -                           |
| Interest Income                            | -             | -                                       | -                                | 11,376                     | (11,376)                            | -  | -                                 | 11,376                      |
| Food Service (Income from meals)           | -             | -                                       | -                                | -                          | -                                   | -  | -                                 | -                           |
| Text Book                                  | -             | -                                       | -                                | 26,844                     | (26,844)                            | -  | -                                 | 26,844                      |
| OTHER                                      | -             | -                                       | -                                | -                          | -                                   | -  | -                                 | -                           |
| TOTAL REVENUE FROM LOCAL and OTHER SOURCES | -             | -                                       | -                                | 88,078                     | (88,078)                            | -  | -                                 | 88,078                      |
| <b>TOTAL REVENUE</b>                       | -             | -                                       | -                                | <b>5,223,213</b>           | <b>(5,223,213)</b>                  | -  | -                                 | <b>5,223,213</b>            |

**FAMILY LIFE ACADEMY CHARTER SCHOOL**

**Budget / Operating Plan**

**2017-18**

|                                  |   |   |   |           |             |   |   |           |
|----------------------------------|---|---|---|-----------|-------------|---|---|-----------|
| <b>Total Revenue</b>             | - | - | - | 5,223,213 | (5,223,213) | - | - | 5,223,213 |
| <b>Total Expenses</b>            | - | - | - | 5,289,238 | 5,289,238   | - | - | 5,289,238 |
| <b>Net Income</b>                | - | - | - | (66,025)  | 66,025      | - | - | (66,025)  |
| <b>Actual Student Enrollment</b> | - | - | - |           |             | - | - |           |

**\*NOTE: Enrollment, Revenue and Expenditure Data IN the 'Total and Variance Analysis' Section is Based on LAST ACTUAL Quarter Completed**

**TOTALS AND VARIANCE ANALYSIS**

| <b>Actual</b> | <b>Current Budget (Current Quarter)</b> | <b>Actual vs. Current Budget</b> | <b>Current Budget - TY</b> | <b>Actual vs. Current Budget TY</b> | <b>Original Budget (Current Quarter)</b> | <b>Actual vs. Original Budget</b> | <b>Original Budget -</b> |
|---------------|---|----------------------------------|----------------------------|-------------------------------------|--|-----------------------------------|--------------------------|
|---------------|---|----------------------------------|----------------------------|-------------------------------------|--|-----------------------------------|--------------------------|

**EXPENSES**

Quarter 0  
No. of Positions

**ADMINISTRATIVE STAFF PERSONNEL COSTS**

|                                   |   |   |   |           |           |   |   |           |
|-----------------------------------|---|---|---|-----------|-----------|---|---|-----------|
| Executive Management              | - | - | - | 97,536    | 97,536    | - | - | 97,536    |
| Instructional Management          | - | - | - | 246,110   | 246,110   | - | - | 246,110   |
| Deans, Directors & Coordinators   | - | - | - | 186,433   | 186,433   | - | - | 186,433   |
| CFO / Director of Finance         | - | - | - | 37,996    | 37,996    | - | - | 37,996    |
| Operation / Business Manager      | - | - | - | 19,764    | 19,764    | - | - | 19,764    |
| Administrative Staff              | - | - | - | 495,138   | 495,138   | - | - | 495,138   |
| <b>TOTAL ADMINISTRATIVE STAFF</b> | - | - | - | 1,082,977 | 1,082,977 | - | - | 1,082,977 |

**INSTRUCTIONAL PERSONNEL COSTS**

|                            |   |   |   |           |           |   |   |           |
|----------------------------|---|---|---|-----------|-----------|---|---|-----------|
| Teachers - Regular         | - | - | - | 692,900   | 692,900   | - | - | 692,900   |
| Teachers - SPED            | - | - | - | 175,239   | 175,239   | - | - | 175,239   |
| Substitute Teachers        | - | - | - | -         | -         | - | - | -         |
| Teaching Assistants        | - | - | - | 268,680   | 268,680   | - | - | 268,680   |
| Specialty Teachers         | - | - | - | 243,439   | 243,439   | - | - | 243,439   |
| Aides                      | - | - | - | -         | -         | - | - | -         |
| Therapists & Counselors    | - | - | - | 75,000    | 75,000    | - | - | 75,000    |
| Other                      | - | - | - | 30,066    | 30,066    | - | - | 30,066    |
| <b>TOTAL INSTRUCTIONAL</b> | - | - | - | 1,485,324 | 1,485,324 | - | - | 1,485,324 |

**NON-INSTRUCTIONAL PERSONNEL COSTS**

|                                |   |   |   |         |         |   |   |         |
|--------------------------------|---|---|---|---------|---------|---|---|---------|
| Nurse                          | - | - | - | -       | -       | - | - | -       |
| Librarian                      | - | - | - | -       | -       | - | - | -       |
| Custodian                      | - | - | - | 150,608 | 150,608 | - | - | 150,608 |
| Security                       | - | - | - | 57,360  | 57,360  | - | - | 57,360  |
| Other                          | - | - | - | 227,436 | 227,436 | - | - | 227,436 |
| <b>TOTAL NON-INSTRUCTIONAL</b> | - | - | - | 435,404 | 435,404 | - | - | 435,404 |

**SUBTOTAL PERSONNEL SERVICE COSTS**

**PAYROLL TAXES AND BENEFITS**

|   |   |   |   |         |         |   |   |         |
|---|---|---|---|---------|---------|---|---|---------|
| Payroll Taxes                           | - | - | - | 229,783 | 229,783 | - | - | 229,783 |
| Fringe / Employee Benefits              | - | - | - | 358,814 | 358,814 | - | - | 358,814 |
| Retirement / Pension                    | - | - | - | 45,348  | 45,348  | - | - | 45,348  |
| <b>TOTAL PAYROLL TAXES AND BENEFITS</b> | - | - | - | 633,945 | 633,945 | - | - | 633,945 |

**TOTAL PERSONNEL SERVICE COSTS**

|  |   |   |   |           |           |   |   |           |
|--|---|---|---|-----------|-----------|---|---|-----------|
|  | - | - | - | 3,637,650 | 3,637,650 | - | - | 3,637,650 |
|--|---|---|---|-----------|-----------|---|---|-----------|

**FAMILY LIFE ACADEMY CHARTER SCHOOL**

**Budget / Operating Plan**

**2017-18**

|                                  |   |   |   |           |             |   |   |           |
|----------------------------------|---|---|---|-----------|-------------|---|---|-----------|
| <b>Total Revenue</b>             | - | - | - | 5,223,213 | (5,223,213) | - | - | 5,223,213 |
| <b>Total Expenses</b>            | - | - | - | 5,289,238 | 5,289,238   | - | - | 5,289,238 |
| <b>Net Income</b>                | - | - | - | (66,025)  | 66,025      | - | - | (66,025)  |
| <b>Actual Student Enrollment</b> | - | - | - |           |             | - | - |           |

**TOTALS AND VARIANCE ANALYSIS**

**\*NOTE: Enrollment, Revenue and Expenditure Data IN the 'Total and Variance Analysis' Section is Based on LAST ACTUAL Quarter Completed**

|   | <b>Actual</b> | <b>Current Budget (Current Quarter)</b> | <b>Actual vs. Current Budget</b> | <b>Current Budget - TY</b> | <b>Actual vs. Current Budget TY</b> | <b>Original Budget (Current Quarter)</b> | <b>Actual vs. Original Budget</b> | <b>Original Budget - TY</b> |
|---|---------------|---|----------------------------------|----------------------------|-------------------------------------|--|-----------------------------------|-----------------------------|
| <b>CONTRACTED SERVICES</b>                  |               |   |                                  |                            |                                     |  |                                   |                             |
| Accounting / Audit                          | -             | -                                       | -                                | 21,920                     | 21,920                              | -  | -                                 | 21,920                      |
| Legal                                       | -             | -                                       | -                                | 3,612                      | 3,612                               | -  | -                                 | 3,612                       |
| Management Company Fee                      | -             | -                                       | -                                | -                          | -                                   | -  | -                                 |                             |
| Nurse Services                              | -             | -                                       | -                                | -                          | -                                   | -  | -                                 |                             |
| Food Service / School Lunch                 | -             | -                                       | -                                | -                          | -                                   | -  | -                                 |                             |
| Payroll Services                            | -             | -                                       | -                                | 16,980                     | 16,980                              | -  | -                                 | 16,980                      |
| Special Ed Services                         | -             | -                                       | -                                | -                          | -                                   | -  | -                                 |                             |
| Titlement Services (i.e. Title I)           | -             | -                                       | -                                | -                          | -                                   | -  | -                                 |                             |
| Other Purchased / Professional / Consulting | -             | -                                       | -                                | 69,496                     | 69,496                              | -  | -                                 | 69,496                      |
| <b>TOTAL CONTRACTED SERVICES</b>            | -             | -                                       | -                                | 112,008                    | 112,008                             | -  | -                                 | 112,008                     |

**FAMILY LIFE ACADEMY CHARTER SCHOOL**

**Budget / Operating Plan**

**2017-18**

|                                  |   |   |   |                  |                    |   |   |                  |
|----------------------------------|---|---|---|------------------|--------------------|---|---|------------------|
| <b>Total Revenue</b>             | - | - | - | <b>5,223,213</b> | <b>(5,223,213)</b> | - | - | <b>5,223,213</b> |
| <b>Total Expenses</b>            | - | - | - | <b>5,289,238</b> | <b>5,289,238</b>   | - | - | <b>5,289,238</b> |
| <b>Net Income</b>                | - | - | - | <b>(66,025)</b>  | <b>66,025</b>      | - | - | <b>(66,025)</b>  |
| <b>Actual Student Enrollment</b> | - | - | - |                  |                    | - | - |                  |

**\*NOTE: Enrollment, Revenue and Expenditure Data IN the 'Total and Variance Analysis' Section is Based on LAST ACTUAL Quarter Completed**

**TOTALS AND VARIANCE ANALYSIS**

|  | <b>Actual</b> | <b>Current Budget (Current Quarter)</b> | <b>Actual vs. Current Budget</b> | <b>Current Budget - TY</b> | <b>Actual vs. Current Budget TY</b> | <b>Original Budget (Current Quarter)</b> | <b>Actual vs. Original Budget</b> | <b>Original Budget - TY</b> |
|--|---------------|---|----------------------------------|----------------------------|-------------------------------------|--|-----------------------------------|-----------------------------|
| <b>SCHOOL OPERATIONS</b>                                   |               |   |                                  |                            |                                     |  |                                   |                             |
| Board Expenses   | -             | -                                       | -                                | 1,376                      | 1,376                               | -  | -                                 | 1,376                       |
| Classroom / Teaching Supplies & Materials                  | -             | -                                       | -                                | 66,942                     | 66,942                              | -  | -                                 | 66,942                      |
| Special Ed Supplies & Materials                            | -             | -                                       | -                                | -                          | -                                   | -  | -                                 | -                           |
| Textbooks / Workbooks                                      | -             | -                                       | -                                | 86,613                     | 86,613                              | -  | -                                 | 86,613                      |
| Supplies & Materials other                                 | -             | -                                       | -                                | -                          | -                                   | -  | -                                 | -                           |
| Equipment / Furniture                                      | -             | -                                       | -                                | 1,811                      | 1,811                               | -  | -                                 | 1,811                       |
| Telephone  | -             | -                                       | -                                | 34,200                     | 34,200                              | -  | -                                 | 34,200                      |
| Technology   | -             | -                                       | -                                | 51,677                     | 51,677                              | -  | -                                 | 51,677                      |
| Student Testing & Assessment                               | -             | -                                       | -                                | 44,731                     | 44,731                              | -  | -                                 | 44,731                      |
| Field Trips  | -             | -                                       | -                                | 16,243                     | 16,243                              | -  | -                                 | 16,243                      |
| Transportation (student)                                   | -             | -                                       | -                                | -                          | -                                   | -  | -                                 | -                           |
| Student Services - other                                   | -             | -                                       | -                                | 1,772                      | 1,772                               | -  | -                                 | 1,772                       |
| Office Expense   | -             | -                                       | -                                | 62,618                     | 62,618                              | -  | -                                 | 62,618                      |
| Staff Development  | -             | -                                       | -                                | 54,514                     | 54,514                              | -  | -                                 | 54,514                      |
| Staff Recruitment  | -             | -                                       | -                                | 1,460                      | 1,460                               | -  | -                                 | 1,460                       |
| Student Recruitment / Marketing                            | -             | -                                       | -                                | 5,844                      | 5,844                               | -  | -                                 | 5,844                       |
| School Meals / Lunch                                       | -             | -                                       | -                                | 166,736                    | 166,736                             | -  | -                                 | 166,736                     |
| Travel (Staff)   | -             | -                                       | -                                | 1,307                      | 1,307                               | -  | -                                 | 1,307                       |
| Fundraising  | -             | -                                       | -                                | 152                        | 152                                 | -  | -                                 | 152                         |
| Other  | -             | -                                       | -                                | 1,023                      | 1,023                               | -  | -                                 | 1,023                       |
| <b>TOTAL SCHOOL OPERATIONS</b>                             | -             | -                                       | -                                | <b>599,019</b>             | <b>599,019</b>                      | -  | -                                 | <b>599,019</b>              |
| <b>FACILITY OPERATION &amp; MAINTENANCE</b>                |               |   |                                  |                            |                                     |  |                                   |                             |
| Insurance  | -             | -                                       | -                                | 30,408                     | 30,408                              | -  | -                                 | 30,408                      |
| Janitorial   | -             | -                                       | -                                | 51,612                     | 51,612                              | -  | -                                 | 51,612                      |
| Building and Land Rent / Lease / Facility Finance Interest | -             | -                                       | -                                | 658,996                    | 658,996                             | -  | -                                 | 658,996                     |
| Repairs & Maintenance                                      | -             | -                                       | -                                | 51,612                     | 51,612                              | -  | -                                 | 51,612                      |
| Equipment / Furniture                                      | -             | -                                       | -                                | -                          | -                                   | -  | -                                 | -                           |
| Security   | -             | -                                       | -                                | -                          | -                                   | -  | -                                 | -                           |
| Utilities  | -             | -                                       | -                                | 86,021                     | 86,021                              | -  | -                                 | 86,021                      |
| <b>TOTAL FACILITY OPERATION &amp; MAINTENANCE</b>          | -             | -                                       | -                                | <b>878,649</b>             | <b>878,649</b>                      | -  | -                                 | <b>878,649</b>              |
| <b>DEPRECIATION &amp; AMORTIZATION</b>                     | -             | -                                       | -                                | 61,912                     | 61,912                              | -  | -                                 | 61,912                      |
| <b>RESERVES / CONTINGENCY</b>                              | -             | -                                       | -                                | -                          | -                                   | -  | -                                 | -                           |
| <b>TOTAL EXPENSES</b>                                      | -             | -                                       | -                                | <b>5,289,238</b>           | <b>5,289,238</b>                    | -  | -                                 | <b>5,289,238</b>            |

**FAMILY LIFE ACADEMY CHARTER SCHOOL**  
**Budget / Operating Plan**

**2017-18**

|                                  |   |   |   |           |             |   |   |           |
|----------------------------------|---|---|---|-----------|-------------|---|---|-----------|
| <b>Total Revenue</b>             | - | - | - | 5,223,213 | (5,223,213) | - | - | 5,223,213 |
| <b>Total Expenses</b>            | - | - | - | 5,289,238 | 5,289,238   | - | - | 5,289,238 |
| <b>Net Income</b>                | - | - | - | (66,025)  | 66,025      | - | - | (66,025)  |
| <b>Actual Student Enrollment</b> | - | - | - |           |             | - | - |           |

**TOTALS AND VARIANCE ANALYSIS**

|  |               |                 |                |                    |                  |                 |                 |                 |
|--|---------------|-----------------|----------------|--------------------|------------------|-----------------|-----------------|-----------------|
| <p><b>*NOTE: Enrollment, Revenue and Expenditure Data IN the 'Total and Variance Analysis' Section is Based on LAST ACTUAL Quarter Completed</b></p> |               | <b>Current</b>  | <b>Actual</b>  |                    | <b>Actual</b>    | <b>Original</b> | <b>Actual</b>   |                 |
|  |               | <b>Budget</b>   | <b>vs.</b>     | <b>Current</b>     | <b>vs.</b>       | <b>Budget</b>   | <b>vs.</b>      | <b>Original</b> |
|  | <b>Actual</b> | <b>(Current</b> | <b>Current</b> | <b>Budget - TY</b> | <b>Current</b>   | <b>(Current</b> | <b>Original</b> | <b>Budget -</b> |
|  |               | <b>Quarter)</b> | <b>Budget</b>  |                    | <b>Budget TY</b> | <b>Quarter)</b> | <b>Budget</b>   |                 |
| <b>NET INCOME</b>  | -             | -               | -              | (66,025)           | 66,025           | -               | -               | (66,025)        |

**FAMILY LIFE ACADEMY CHARTER SCHOOL**  
**Budget / Operating Plan**

**2017-18**

|                                  |   |   |   |           |             |   |   |           |
|----------------------------------|---|---|---|-----------|-------------|---|---|-----------|
| <b>Total Revenue</b>             | - | - | - | 5,223,213 | (5,223,213) | - | - | 5,223,213 |
| <b>Total Expenses</b>            | - | - | - | 5,289,238 | 5,289,238   | - | - | 5,289,238 |
| <b>Net Income</b>                | - | - | - | (66,025)  | 66,025      | - | - | (66,025)  |
| <b>Actual Student Enrollment</b> | - | - | - |           |             | - | - |           |

**TOTALS AND VARIANCE ANALYSIS**

**TOTALS AND VARIANCE ANALYSIS**

**\*NOTE: Enrollment, Revenue and Expenditure Data IN the 'Total and Variance Analysis' Section is Based on LAST ACTUAL Quarter Completed**

| <b>Actual</b> | <b>Current Budget (Current Quarter)</b> | <b>Actual vs. Current Budget</b> | <b>Current Budget - TY</b> | <b>Actual vs. Current Budget TY</b> | <b>Original Budget (Current Quarter)</b> | <b>Actual vs. Original Budget</b> | <b>Original Budget -</b> |
|---------------|---|----------------------------------|----------------------------|-------------------------------------|--|-----------------------------------|--------------------------|
|---------------|---|----------------------------------|----------------------------|-------------------------------------|--|-----------------------------------|--------------------------|

**ENROLLMENT - \*School Districts Are Linked To Above Entries\***

**\* Enrollment Data Based on Last Actual Quarter Completed**

|   |   |   |   |  |   |   |  |
|---|---|---|---|--|---|---|--|
| NYC CHANCELLOR'S OFFICE                   | - | - | - |  | - | - |  |
| YONKERS CITY SD                           | - | - | - |  | - | - |  |
| -   | - | - | - |  | - | - |  |
| -   | - | - | - |  | - | - |  |
| -   | - | - | - |  | - | - |  |
| -   | - | - | - |  | - | - |  |
| -   | - | - | - |  | - | - |  |
| -   | - | - | - |  | - | - |  |
| -   | - | - | - |  | - | - |  |
| -   | - | - | - |  | - | - |  |
| -   | - | - | - |  | - | - |  |
| -   | - | - | - |  | - | - |  |
| -   | - | - | - |  | - | - |  |
| -   | - | - | - |  | - | - |  |
| -   | - | - | - |  | - | - |  |
| -   | - | - | - |  | - | - |  |
| -   | - | - | - |  | - | - |  |
| ALL OTHER School Districts: ( Count = 0 ) | - | - | - |  | - | - |  |
| <b>TOTAL ENROLLMENT</b>                   | - | - | - |  | - | - |  |
| <b>REVENUE PER PUPIL</b>                  | - | - | - |  | - | - |  |
| <b>EXPENSES PER PUPIL</b>                 | - | - | - |  | - | - |  |

|                                  |                    |   |   |
|----------------------------------|--------------------|---|---|
| <b>Total Revenue</b>             | <b>(5,223,213)</b> | - | - |
| <b>Total Expenses</b>            | <b>5,289,238</b>   | - | - |
| <b>Net Income</b>                | <b>66,025</b>      | - | - |
| <b>Actual Student Enrollment</b> |                    | - | - |

|   |                                      |  |                                |
|---|--------------------------------------|--|--------------------------------|
| <b>*NOTE: Enrollment, Revenue and Expenditure Data IN the 'Total and Variance Analysis' Section is Based on LAST ACTUAL Quarter Completed</b> | <b>Actual vs. Original Budget TY</b> | <b>PY Actual (PY TY / No. of COMPLETED Actual CY</b> | <b>Actual CY vs. Actual PY</b> |
|---|--------------------------------------|--|--------------------------------|

| <b>REVENUE</b>   |                          |                    |          |
|--|--------------------------|--------------------|----------|
| <b>REVENUES FROM STATE SOURCES</b>                           |                          |                    |          |
|  | <b>CY Per Pupil Rate</b> |                    |          |
| Per Pupil Revenue  |                          |                    |          |
| NYC CHANCELLOR'S OFFICE                                      | 14,527                   | (4,445,262)        | -        |
| YONKERS CITY SD  | 15,023                   | (15,023)           | -        |
| -  | -                        | -                  | -        |
| -  | -                        | -                  | -        |
| -  | -                        | -                  | -        |
| -  | -                        | -                  | -        |
| -  | -                        | -                  | -        |
| -  | -                        | -                  | -        |
| -  | -                        | -                  | -        |
| -  | -                        | -                  | -        |
| -  | -                        | -                  | -        |
| -  | -                        | -                  | -        |
| -  | -                        | -                  | -        |
| -  | -                        | -                  | -        |
| -  | -                        | -                  | -        |
| -  | -                        | -                  | -        |
| -  | -                        | -                  | -        |
| ALL OTHER School Districts: ( Count = 0 )                    | -                        | -                  | -        |
| TOTAL Per Pupil Revenue (Weighted Average Per Pupil Funding) | 14,529                   | (4,460,285)        | -        |
| Special Education Revenue                                    |                          | (72,732)           | -        |
| Grants   |                          |                    |          |
| Stimulus   |                          | -                  | -        |
| DYCD (Department of Youth and Community Development)         |                          | -                  | -        |
| Other  |                          | -                  | -        |
| NYC DoE Rental Assistance                                    |                          | -                  | -        |
| Other  |                          | (95,839)           | -        |
| <b>TOTAL REVENUE FROM STATE SOURCES</b>                      |                          | <b>(4,628,856)</b> | <b>-</b> |
| <b>REVENUE FROM FEDERAL FUNDING</b>                          |                          |                    |          |
| IDEA Special Needs   |                          | (27,691)           | -        |
| Title I  |                          | (165,220)          | -        |
| Title Funding - Other  |                          | (127,214)          | -        |
| School Food Service (Free Lunch)                             |                          | (186,154)          | -        |
| Grants   |                          |                    |          |
| Charter School Program (CSP) Planning & Implementation       |                          | -                  | -        |
| Other  |                          | -                  | -        |

|  |
|--|
|  |
|--|

|   |                                      |  |                                |
|---|--------------------------------------|--|--------------------------------|
| <b>Total Revenue</b>  | <b>(5,223,213)</b>                   | -  | -                              |
| <b>Total Expenses</b>   | <b>5,289,238</b>                     | -  | -                              |
| <b>Net Income</b>   | <b>66,025</b>                        | -  | -                              |
| <b>Actual Student Enrollment</b>  |                                      | -  |                                |
|   |                                      |  |                                |
| <b>*NOTE: Enrollment, Revenue and Expenditure Data IN the 'Total and Variance Analysis' Section is Based on LAST ACTUAL Quarter Completed</b> | <b>Actual vs. Original Budget TY</b> | <b>PY Actual (PY TY / No. of COMPLETED Actual CY</b> | <b>Actual CY vs. Actual PY</b> |
| Other   | -                                    | -  | -                              |
| TOTAL REVENUE FROM FEDERAL SOURCES  | (506,279)                            | -  | -                              |
| <b>LOCAL and OTHER REVENUE</b>  |                                      |  |                                |
| Contributions and Donations   | (10,688)                             | -  | -                              |
| Fundraising   | -                                    | -  | -                              |
| Erate Reimbursement   | (39,170)                             | -  | -                              |
| Earnings on Investments   | -                                    | -  | -                              |
| Interest Income   | (11,376)                             | -  | -                              |
| Food Service (Income from meals)  | -                                    | -  | -                              |
| Text Book   | (26,844)                             | -  | -                              |
| OTHER   | -                                    | -  | -                              |
| TOTAL REVENUE FROM LOCAL and OTHER SOURCES  | (88,078)                             | -  | -                              |
| <b>TOTAL REVENUE</b>  | <b>(5,223,213)</b>                   | -  | -                              |

|                                  |                    |   |   |
|----------------------------------|--------------------|---|---|
| <b>Total Revenue</b>             | <b>(5,223,213)</b> | - | - |
| <b>Total Expenses</b>            | <b>5,289,238</b>   | - | - |
| <b>Net Income</b>                | <b>66,025</b>      | - | - |
| <b>Actual Student Enrollment</b> |                    | - | - |

|   |                                      |  |                                |
|---|--------------------------------------|--|--------------------------------|
| <b>*NOTE: Enrollment, Revenue and Expenditure Data IN the 'Total and Variance Analysis' Section is Based on LAST ACTUAL Quarter Completed</b> | <b>Actual vs. Original Budget TY</b> | <b>PY Actual (PY TY / No. of COMPLETED Actual CY</b> | <b>Actual CY vs. Actual PY</b> |
|---|--------------------------------------|--|--------------------------------|

| <b>EXPENSES</b>                             | <b>Quarter 0<br/>No. of Positions</b> |                  |   |   |
|---|---------------------------------------|------------------|---|---|
| <b>ADMINISTRATIVE STAFF PERSONNEL COSTS</b> |                                       |                  |   |   |
| Executive Management                        | -                                     | 97,536           | - | - |
| Instructional Management                    | -                                     | 246,110          | - | - |
| Deans, Directors & Coordinators             | -                                     | 186,433          | - | - |
| CFO / Director of Finance                   | -                                     | 37,996           | - | - |
| Operation / Business Manager                | -                                     | 19,764           | - | - |
| Administrative Staff                        | -                                     | 495,138          | - | - |
| <b>TOTAL ADMINISTRATIVE STAFF</b>           | -                                     | <b>1,082,977</b> | - | - |
| <b>INSTRUCTIONAL PERSONNEL COSTS</b>        |                                       |                  |   |   |
| Teachers - Regular                          | -                                     | 692,900          | - | - |
| Teachers - SPED                             | -                                     | 175,239          | - | - |
| Substitute Teachers                         | -                                     | -                | - | - |
| Teaching Assistants                         | -                                     | 268,680          | - | - |
| Specialty Teachers                          | -                                     | 243,439          | - | - |
| Aides                                       | -                                     | -                | - | - |
| Therapists & Counselors                     | -                                     | 75,000           | - | - |
| Other                                       | -                                     | 30,066           | - | - |
| <b>TOTAL INSTRUCTIONAL</b>                  | -                                     | <b>1,485,324</b> | - | - |
| <b>NON-INSTRUCTIONAL PERSONNEL COSTS</b>    |                                       |                  |   |   |
| Nurse                                       | -                                     | -                | - | - |
| Librarian                                   | -                                     | -                | - | - |
| Custodian                                   | -                                     | 150,608          | - | - |
| Security                                    | -                                     | 57,360           | - | - |
| Other                                       | -                                     | 227,436          | - | - |
| <b>TOTAL NON-INSTRUCTIONAL</b>              | -                                     | <b>435,404</b>   | - | - |
| <b>SUBTOTAL PERSONNEL SERVICE COSTS</b>     | -                                     | <b>3,003,705</b> | - | - |
| <b>PAYROLL TAXES AND BENEFITS</b>           |                                       |                  |   |   |
| Payroll Taxes                               |                                       | 229,783          | - | - |
| Fringe / Employee Benefits                  |                                       | 358,814          | - | - |
| Retirement / Pension                        |                                       | 45,348           | - | - |
| <b>TOTAL PAYROLL TAXES AND BENEFITS</b>     |                                       | <b>633,945</b>   | - | - |
| <b>TOTAL PERSONNEL SERVICE COSTS</b>        | -                                     | <b>3,637,650</b> | - | - |

|  |
|--|
|  |
|--|

|   |                                      |  |                                |
|---|--------------------------------------|--|--------------------------------|
| <b>Total Revenue</b>  | <b>(5,223,213)</b>                   | -  | -                              |
| <b>Total Expenses</b>   | <b>5,289,238</b>                     | -  | -                              |
| <b>Net Income</b>   | <b>66,025</b>                        | -  | -                              |
| <b>Actual Student Enrollment</b>  |                                      | -  |                                |
| <b>*NOTE: Enrollment, Revenue and Expenditure Data IN the 'Total and Variance Analysis' Section is Based on LAST ACTUAL Quarter Completed</b> |                                      |  |                                |
|   | <b>Actual vs. Original Budget TY</b> | <b>PY Actual (PY TY / No. of COMPLETED Actual CY</b> | <b>Actual CY vs. Actual PY</b> |
| <b>CONTRACTED SERVICES</b>  |                                      |  |                                |
| Accounting / Audit  | 21,920                               | -  | -                              |
| Legal   | 3,612                                | -  | -                              |
| Management Company Fee  | -                                    | -  | -                              |
| Nurse Services  | -                                    | -  | -                              |
| Food Service / School Lunch   | -                                    | -  | -                              |
| Payroll Services  | 16,980                               | -  | -                              |
| Special Ed Services   | -                                    | -  | -                              |
| Titlement Services (i.e. Title I)   | -                                    | -  | -                              |
| Other Purchased / Professional / Consulting   | 69,496                               | -  | -                              |
| <b>TOTAL CONTRACTED SERVICES</b>  | <b>112,008</b>                       | -  | -                              |

|  |                                      |  |                                |
|--|--------------------------------------|--|--------------------------------|
| <b>Total Revenue</b>   | <b>(5,223,213)</b>                   | -  | -                              |
| <b>Total Expenses</b>  | <b>5,289,238</b>                     | -  | -                              |
| <b>Net Income</b>  | <b>66,025</b>                        | -  | -                              |
| <b>Actual Student Enrollment</b>   |                                      | -  | -                              |
| <p><b>*NOTE: Enrollment, Revenue and Expenditure Data IN the 'Total and Variance Analysis' Section is Based on LAST ACTUAL Quarter Completed</b></p> |                                      |  |                                |
|  | <b>Actual vs. Original Budget TY</b> | <b>PY Actual (PY TY / No. of COMPLETED Actual CY</b> | <b>Actual CY vs. Actual PY</b> |
| <b>SCHOOL OPERATIONS</b>   |                                      |  |                                |
| Board Expenses   | 1,376                                | -  | -                              |
| Classroom / Teaching Supplies & Materials  | 66,942                               | -  | -                              |
| Special Ed Supplies & Materials  | -                                    | -  | -                              |
| Textbooks / Workbooks  | 86,613                               | -  | -                              |
| Supplies & Materials other   | -                                    | -  | -                              |
| Equipment / Furniture  | 1,811                                | -  | -                              |
| Telephone  | 34,200                               | -  | -                              |
| Technology   | 51,677                               | -  | -                              |
| Student Testing & Assessment   | 44,731                               | -  | -                              |
| Field Trips  | 16,243                               | -  | -                              |
| Transportation (student)   | -                                    | -  | -                              |
| Student Services - other   | 1,772                                | -  | -                              |
| Office Expense   | 62,618                               | -  | -                              |
| Staff Development  | 54,514                               | -  | -                              |
| Staff Recruitment  | 1,460                                | -  | -                              |
| Student Recruitment / Marketing  | 5,844                                | -  | -                              |
| School Meals / Lunch   | 166,736                              | -  | -                              |
| Travel (Staff)   | 1,307                                | -  | -                              |
| Fundraising  | 152                                  | -  | -                              |
| Other  | 1,023                                | -  | -                              |
| <b>TOTAL SCHOOL OPERATIONS</b>   | <b>599,019</b>                       | -  | -                              |
| <b>FACILITY OPERATION &amp; MAINTENANCE</b>  |                                      |  |                                |
| Insurance  | 30,408                               | -  | -                              |
| Janitorial   | 51,612                               | -  | -                              |
| Building and Land Rent / Lease / Facility Finance Interest   | 658,996                              | -  | -                              |
| Repairs & Maintenance  | 51,612                               | -  | -                              |
| Equipment / Furniture  | -                                    | -  | -                              |
| Security   | -                                    | -  | -                              |
| Utilities  | 86,021                               | -  | -                              |
| <b>TOTAL FACILITY OPERATION &amp; MAINTENANCE</b>  | <b>878,649</b>                       | -  | -                              |
| <b>DEPRECIATION &amp; AMORTIZATION</b>   | <b>61,912</b>                        | -  | -                              |
| <b>RESERVES / CONTINGENCY</b>  | <b>-</b>                             | -  | -                              |
| <b>TOTAL EXPENSES</b>  | <b>5,289,238</b>                     | -  | -                              |

|  |
|--|
|  |
|--|

|  |  |  |  |
|--|--|--|--|
| <b>Total Revenue</b>   | <b>(5,223,213)</b>                               | -  | -                                      |
| <b>Total Expenses</b>  | <b>5,289,238</b>                                 | -  | -                                      |
| <b>Net Income</b>  | <b>66,025</b>                                    | -  | -                                      |
| <b>Actual Student Enrollment</b>   |  | -  | -                                      |
| <p><b>*NOTE: Enrollment, Revenue and Expenditure Data IN the 'Total and Variance Analysis' Section is Based on LAST ACTUAL Quarter Completed</b></p> |  |  |  |
|  | <b>Actual<br/>vs.<br/>Original<br/>Budget TY</b> | <b>PY Actual (PY TY<br/>/ No. of<br/>COMPLETED<br/>Actual CY</b> | <b>Actual CY<br/>vs.<br/>Actual PY</b> |
| <b>NET INCOME</b>  | <b>66,025</b>                                    | -  | -                                      |

|  |  |  |  |
|--|--|--|--|
|  |  |  |  |
|--|--|--|--|

|                                  |                    |  |   |
|----------------------------------|--------------------|--|---|
|                                  |                    |  | - |
| <b>Total Revenue</b>             | <b>(5,223,213)</b> |  | - |
| <b>Total Expenses</b>            | <b>5,289,238</b>   |  | = |
| <b>Net Income</b>                | <b>66,025</b>      |  | - |
| <b>Actual Student Enrollment</b> |                    |  | - |

|   |  |                                      |  |                                |
|---|--|--------------------------------------|--|--------------------------------|
| <b>*NOTE: Enrollment, Revenue and Expenditure Data IN the 'Total and Variance Analysis' Section is Based on LAST ACTUAL Quarter Completed</b> |  | <b>Actual vs. Original Budget TY</b> | <b>PY Actual (PY TY / No. of COMPLETED Actual CY</b> | <b>Actual CY vs. Actual PY</b> |
|---|--|--------------------------------------|--|--------------------------------|

|  |  |  |   |
|--|--|--|---|
| <b>ENROLLMENT - *School Districts Are Linked To Above Entries*</b> |  |  |   |
| NYC CHANCELLOR'S OFFICE  |  |  | - |
| YONKERS CITY SD  |  |  | - |
| -  |  |  | - |
| -  |  |  | - |
| -  |  |  | - |
| -  |  |  | - |
| -  |  |  | - |
| -  |  |  | - |
| -  |  |  | - |
| -  |  |  | - |
| -  |  |  | - |
| -  |  |  | - |
| -  |  |  | - |
| -  |  |  | - |
| -  |  |  | - |
| -  |  |  | - |
| -  |  |  | - |
| -  |  |  | - |
| ALL OTHER School Districts: ( Count = 0 )                          |  |  | - |
| <b>TOTAL ENROLLMENT</b>  |  |  | - |
| <b>REVENUE PER PUPIL</b>   |  |  | - |
| <b>EXPENSES PER PUPIL</b>  |  |  | - |



**Annual Report Requirement**  
*for SUNY Authorized Charter Schools*  
**FAMILY LIFE ACADEMY CHARTER SCHOOL**  
**2017-18**

Administrative  
expenditures per pupil:

\$0.00

Per NYS Statute

Administrative expenditures per pupil: the sum of all general administration salaries and other general administration expenditures divided by the total number of enrolled students. Employee benefit costs or expenditures should not be reported here.

**\*NOTE: THIS TAB ONLY NEEDS TO BE COMPLETED FOR Q4**

**Disclosure of Financial Interest by a Current or Proposed Charter School Education Corporation Trustee**

Trustee Name:

MIGUEL PENA

Name of Charter School Education Corporation (for an unmerged school, this is the Charter School Name):

FAMILY LIFE ACADEMY CHARTER SCHOOLS

1. List all positions held on the education corporation board (e.g., president, treasurer, parent representative).

2. Is the trustee an employee of any school operated by the Education Corporation?  
 Yes  No

If **Yes**, for each school, please provide a description of the position(s) you hold, your responsibilities, your salary and your start date.

3. Is the trustee an employee or agent of the management company or institutional partner of the charter school(s) governed by the Education Corporation?

Yes  No

If **Yes**, for each school, please provide a description of the position(s) you hold, your responsibilities, your salary and your start date.


4. Identify each interest/transaction (and provide the requested information) that you or any of your immediate family members or any persons who live with you in your house have held or engaged in with the charter school(s) governed by the Education Corporation during the time you have served on the board, and in the six-month period prior to such service. If there has been no such financial interest or transaction, write **None**. Please note that if you answered **Yes** to Questions 2-4 above, you need not disclose again your employment status, salary, etc.

| Date(s) | Nature of Financial Interest/Transaction | Steps taken to avoid a conflict of interest, (e.g., did not vote, did not participate in discussion) | Name of person holding interest or engaging in transaction and relationship to yourself |
|---------|--|--|---|
|         |  |  |   |

|   |   |   |   |
|---|---|---|---|
| Please write "None" if applicable. Do not leave this space blank. |   |   |   |
| N   | 0 | N | E |

5. Identify each individual, business, corporation, union association, firm, partnership, committee proprietorship, franchise holding company, joint stock company, business or real estate trust, non-profit organization, or other organization or group of people doing business with the school(s) governed by the Education Corporation **and** in which such entity, during the time of your tenure as a trustee, you and/or your immediate family member(s) or person(s) living in your house had a financial interest or other relationship. If you are a member, director, officer or employee of an organization formally partnered with the school(s) that is/are doing business with the school(s) through a management or services agreement, please identify only the name of the organization, your position in the organization, and the relationship between such organization and the school(s). If there was no financial interest, write **None**.

| Organization conducting business with the school(s)               | Nature of business conducted | Approximate value of the business conducted | Name of Trustee and/or immediate family member of household holding an interest in the organization conducting business with the school(s) and the nature of the interest | Steps Taken to Avoid Conflict of Interest |
|---|------------------------------|---|---|---|
| Please write "None" if applicable. Do not leave this space blank. |                              |   |   |   |
| N   | 0                            | N   | E   |   |

 \_\_\_\_\_  
 Signature Date 6/02/17

Please note that this document is considered a public record and as such, may be made available to members of the public upon request under the Freedom of Information Law. Personal contact information provided below will be redacted.

Business Telephone: (212) 290 6700  
 Business Address: 560 W 42 ST NY NY 10036  
 E-mail Address: MYCONSULTANTS@HOTMAIL.COM  
 Home Telephone: (347) 297 4991  
 Home Address: 1325 (GRAND) CONCOURSE 3F BX, NY 10452

**Disclosure of Financial Interest by a Current or Proposed Charter School Education Corporation Trustee**

**Trustee Name:**

Susana Rivera-Leon

**Name of Charter School Education Corporation (for an unmerged school, this is the Charter School Name):**

Family Life Academy Charter Schools

1. List all positions held on the education corporation board (e.g., president, treasurer, parent representative).

2. Is the trustee an employee of any school operated by the Education Corporation?  
 Yes  No

If **Yes**, for each school, please provide a description of the position(s) you hold, your responsibilities, your salary and your start date.

3. Is the trustee an employee or agent of the management company or institutional partner of the charter school(s) governed by the Education Corporation?

Yes  No

If **Yes**, for each school, please provide a description of the position(s) you hold, your responsibilities, your salary and your start date.

4. Identify each interest/transaction (and provide the requested information) that you or any of your immediate family members or any persons who live with you in your house have held or engaged in with the charter school(s) governed by the Education Corporation during the time you have served on the board, and in the six-month period prior to such service. If there has been no such financial interest or transaction, write **None**. Please note that if you answered **Yes** to Questions 2-4 above, you need not disclose again your employment status, salary, etc.

| Date(s) | Nature of Financial Interest/Transaction | Steps taken to avoid a conflict of interest, (e.g., did not vote, did not participate in discussion) | Name of person holding interest or engaging in transaction and relationship to yourself |
|---------|--|--|---|
|         |  |  |   |

July 2013 - Present / CEO is a relative (Marilyn Calo)  
 Please write "None" if applicable. Do not leave this space blank.  
 I recuse myself on any vote or decision being made.

5. Identify each individual, business, corporation, union association, firm, partnership, committee proprietorship, franchise holding company, joint stock company, business or real estate trust, non-profit organization, or other organization or group of people doing business with the school(s) governed by the Education Corporation and in which such entity, during the time of your tenure as a trustee, you and/or your immediate family member(s) or person(s) living in your house had a financial interest or other relationship. If you are a member, director, officer or employee of an organization formally partnered with the school(s) that is/are doing business with the school(s) through a management or services agreement, please identify only the name of the organization, your position in the organization, and the relationship between such organization and the school(s). If there was no financial interest, write None.

| Organization conducting business with the school(s) | Nature of business conducted         | Approximate value of the business conducted | Name of Trustee and/or immediate family member of household holding an interest in the organization conducting business with the school(s) and the nature of the interest | Steps Taken to Avoid Conflict of Interest  |
|---|--------------------------------------|---|---|--|
| LPAC<br>Latino<br>Pastoral<br>Action<br>Center      | landlord of one of the rental spaces | \$900,000                                   | (Self) Susana Rivera-León<br>CEO - LPAC   | Recuse myself from all business dealing with LPAC and abstain from any voting or anything related. |

*Susana Rivera-León*  
 Signature

7/13/17  
 Date

Please note that this document is considered a public record and as such, may be made available to members of the public upon request under the Freedom of Information Law. Personal contact information provided below will be redacted.

Business Telephone: (718) 681-2361

Business Address: 14 West 170th Bronx NY 10452

E-mail Address: susanariveraleon@gmail.com

Home Telephone: (347) 639-2720

Home Address: 1042 Underhill Bronx NY 10472

**Disclosure of Financial Interest by a Current or Proposed Charter School Education Corporation Trustee**

Trustee Name:

Pedro Alvarez

Name of Charter School Education Corporation (for an unmerged school, this is the Charter School Name):

Family Life Academy Charter Schools

1. List all positions held on the education corporation board (e.g., president, treasurer, parent representative).

*Secretary*

2. Is the trustee an employee of any school operated by the Education Corporation?  
 Yes  No

If **Yes**, for each school, please provide a description of the position(s) you hold, your responsibilities, your salary and your start date.

3. Is the trustee an employee or agent of the management company or institutional partner of the charter school(s) governed by the Education Corporation?

Yes  No

If **Yes**, for each school, please provide a description of the position(s) you hold, your responsibilities, your salary and your start date.


4. Identify each interest/transaction (and provide the requested information) that you or any of your immediate family members or any persons who live with you in your house have held or engaged in with the charter school(s) governed by the Education Corporation during the time you have served on the board, and in the six-month period prior to such service. If there has been no such financial interest or transaction, write **None**. Please note that if you answered **Yes** to Questions 2-4 above, you need not disclose again your employment status, salary, etc.

| Date(s)     | Nature of Financial Interest/Transaction | Steps taken to avoid a conflict of interest, (e.g., did not vote, did not participate in discussion) | Name of person holding interest or engaging in transaction and relationship to yourself |
|-------------|--|--|---|
| <i>none</i> | <i>none</i>                              | <i>none</i>  | <i>none</i>   |

|   |      |      |      |
|---|------|------|------|
| Please write "None" if applicable. Do not leave this space blank. |      |      |      |
| none  | none | none | none |

5. Identify each individual, business, corporation, union association, firm, partnership, committee proprietorship, franchise holding company, joint stock company, business or real estate trust, non-profit organization, or other organization or group of people doing business with the school(s) governed by the Education Corporation and in which such entity, during the time of your tenure as a trustee, you and/or your immediate family member(s) or person(s) living in your house had a financial interest or other relationship. If you are a member, director, officer or employee of an organization formally partnered with the school(s) that is/are doing business with the school(s) through a management or services agreement, please identify only the name of the organization, your position in the organization, and the relationship between such organization and the school(s). If there was no financial interest, write **None**.

| Organization conducting business with the school(s)               | Nature of business conducted | Approximate value of the business conducted | Name of Trustee and/or immediate family member of household holding an interest in the organization conducting business with the school(s) and the nature of the interest | Steps Taken to Avoid Conflict of Interest |
|---|------------------------------|---|---|---|
| Please write "None" if applicable. Do not leave this space blank. |                              |   |   |   |
| none  | none                         | none  | none  | none                                      |



Signature

Date

6/22/2017

Please note that this document is considered a public record and as such, may be made available to members of the public upon request under the Freedom of Information Law. Personal contact information provided below will be redacted.

Business Telephone:

718-293-9090

Business Address:

1781 Jerome Ave

E-mail Address:

palvarezcorp@hotmail.com

Home Telephone:

917-279-8987

Home Address:

1411 Townsend Ave A3 Bx NY 10452

**Disclosure of Financial Interest by a Current or Proposed Charter School  
Education Corporation Trustee**

**Trustee Name:**

    Hilda Sanchez    

**Name of Charter School Education Corporation (for an unmerged school, this is the Charter School Name):**

    Family Life Academy Charter School    

1. List all positions held on the education corporation board (e.g., president, treasurer, parent representative). Treasurer
  
2. Is the trustee an employee of any school operated by the Education Corporation?  
 Yes  No

If **Yes**, for each school, please provide a description of the position(s) you hold, your responsibilities, your salary and your start date.

3. Is the trustee an employee or agent of the management company or institutional partner of the charter school(s) governed by the Education Corporation?  
 Yes  No

If **Yes**, for each school, please provide a description of the position(s) you hold, your responsibilities, your salary and your start date.

4. Identify each interest/transaction (and provide the requested information) that you or any of your immediate family members or any persons who live with you in your house have held or engaged in with the charter school(s) governed by the Education Corporation during the time you have served on the board, and in the six-month period prior to such service. If there has been no such financial interest or transaction, write **None**. Please note that if you answered **Yes** to Questions 2-4 above, you need not disclose again your employment status, salary, etc.

| Date(s) | Nature of Financial Interest/Transaction | Steps taken to avoid a conflict of interest, (e.g., did not vote, did not participate in discussion) | Name of person holding interest or engaging in transaction and relationship to yourself |
|---------|--|--|---|
|         | <b>NONE</b>                              |  |   |

*Please write "None" if applicable. Do not leave this space blank.*

|  |  |  |  |
|--|--|--|--|
|  |  |  |  |
|--|--|--|--|

5. Identify each individual, business, corporation, union association, firm, partnership, committee proprietorship, franchise holding company, joint stock company, business or real estate trust, non-profit organization, or other organization or group of people doing business with the school(s) governed by the Education Corporation **and** in which such entity, during the time of your tenure as a trustee, you and/or your immediate family member(s) or person(s) living in your house had a financial interest or other relationship. If you are a member, director, officer or employee of an organization formally partnered with the school(s) that is/are doing business with the school(s) through a management or services agreement, please identify only the name of the organization, your position in the organization, and the relationship between such organization and the school(s). If there was no financial interest, write **None**.

| Organization conducting business with the school(s) | Nature of business conducted | Approximate value of the business conducted | Name of Trustee and/or immediate family member of household holding an interest in the organization conducting business with the school(s) and the nature of the interest | Steps Taken to Avoid Conflict of Interest |
|---|------------------------------|---|---|---|
|   | NONE                         |   |   |   |

Hilda Sanchez  
Signature

JUNE 22, 2017  
Date

*Please note that this document is considered a public record and as such, may be made available to members of the public upon request under the Freedom of Information Law. Personal contact information provided below will be redacted.*

**Business Telephone:** NONE

**Business Address:** NONE

**E-mail Address:** hsanchez48@verizon.net

**Home Telephone:** 212-927-6910

**Home Address:** 900 W 190<sup>th</sup> ST Apt 11H New York, NY 10040

**Disclosure of Financial Interest by a Current or Proposed Charter School Education Corporation Trustee**

Trustee Name:

Pamela Ash

Name of Charter School Education Corporation (for an unmerged school, this is the Charter School Name):

Family Life Academy Charter School

- List all positions held on the education corporation board (e.g., president, treasurer, parent representative).
- Is the trustee an employee of any school operated by the Education Corporation?  
 Yes  No

If **Yes**, for each school, please provide a description of the position(s) you hold, your responsibilities, your salary and your start date.

- Is the trustee an employee or agent of the management company or institutional partner of the charter school(s) governed by the Education Corporation?  
 Yes  No

If **Yes**, for each school, please provide a description of the position(s) you hold, your responsibilities, your salary and your start date.

- Identify each interest/transaction (and provide the requested information) that you or any of your immediate family members or any persons who live with you in your house have held or engaged in with the charter school(s) governed by the Education Corporation during the time you have served on the board, and in the six-month period prior to such service. If there has been no such financial interest or transaction, write **None**. Please note that if you answered **Yes** to Questions 2-4 above, you need not disclose again your employment status, salary, etc.

| Date(s) | Nature of Financial Interest/Transaction | Steps taken to avoid a conflict of interest, (e.g., did not vote, did not participate in discussion) | Name of person holding interest or engaging in transaction and relationship to yourself |
|---------|--|--|---|
|         |  |  |   |

Please write "None" if applicable. Do not leave this space blank.  
**NONE**

5. Identify each individual, business, corporation, union association, firm, partnership, committee proprietorship, franchise holding company, joint stock company, business or real estate trust, non-profit organization, or other organization or group of people doing business with the school(s) governed by the Education Corporation **and** in which such entity, during the time of your tenure as a trustee, you and/or your immediate family member(s) or person(s) living in your house had a financial interest or other relationship. If you are a member, director, officer or employee of an organization formally partnered with the school(s) that is/are doing business with the school(s) through a management or services agreement, please identify only the name of the organization, your position in the organization, and the relationship between such organization and the school(s). If there was no financial interest, write **None**.

| Organization conducting business with the school(s)                                       | Nature of business conducted | Approximate value of the business conducted | Name of Trustee and/or immediate family member of household holding an interest in the organization conducting business with the school(s) and the nature of the interest | Steps Taken to Avoid Conflict of Interest |
|---|------------------------------|---|---|---|
| <p>Please write "None" if applicable. Do not leave this space blank.<br/> <b>NONE</b></p> |                              |   |   |   |

Pamela Grant  
 Signature

6/15/17  
 Date

*Please note that this document is considered a public record and as such, may be made available to members of the public upon request under the Freedom of Information Law. Personal contact information provided below will be redacted.*

Business Telephone: 212-698-7391

Business Address: 1230 Ave of the Americas

E-mail Address: Pamela.grant@simonandschuster.com

Home Telephone: 212-283-5518

Home Address: 352 West 145th Street

**Disclosure of Financial Interest by a Current or Proposed Charter School Education Corporation Trustee**

Trustee Name:

Marvin Dutton

Name of Charter School Education Corporation (for an unmerged school, this is the Charter School Name):

Family Life Academy Charter Schools

1. List all positions held on the education corporation board (e.g., president, treasurer, parent representative).

2. Is the trustee an employee of any school operated by the Education Corporation?  
     Yes   ✓   No

If Yes, for each school, please provide a description of the position(s) you hold, your responsibilities, your salary and your start date.

3. Is the trustee an employee or agent of the management company or institutional partner of the charter school(s) governed by the Education Corporation?  
     Yes   ✓   No

If Yes, for each school, please provide a description of the position(s) you hold, your responsibilities, your salary and your start date.


4. Identify each interest/transaction (and provide the requested information) that you or any of your immediate family members or any persons who live with you in your house have held or engaged in with the charter school(s) governed by the Education Corporation during the time you have served on the board, and in the six-month period prior to such service. If there has been no such financial interest or transaction, write None. Please note that if you answered Yes to Questions 2-4 above, you need not disclose again your employment status, salary, etc.

| Date(s) | Nature of Financial Interest/Transaction | Steps taken to avoid a conflict of interest, (e.g., did not vote, did not participate in discussion) | Name of person holding interest or engaging in transaction and relationship to yourself |
|---------|--|--|---|
| None    |  |  |   |

|  |  |  |  |
|--|--|--|--|
|  |  |  |  |
|--|--|--|--|

5. Identify each individual, business, corporation, union association, firm, partnership, committee proprietorship, franchise holding company, joint stock company, business or real estate trust, non-profit organization, or other organization or group of people doing business with the school(s) governed by the Education Corporation and in which such entity, during the time of your tenure as a trustee, you and/or your immediate family member(s) or person(s) living in your house had a financial interest or other relationship. If you are a member, director, officer or employee of an organization formally partnered with the school(s) that is/are doing business with the school(s) through a management or services agreement, please identify only the name of the organization, your position in the organization, and the relationship between such organization and the school(s). If there was no financial interest, write **None**.

| Organization conducting business with the school(s) | Nature of business conducted | Approximate value of the business conducted | Name of Trustee and/or immediate family member of household holding an interest in the organization conducting business with the school(s) and the nature of the interest | Steps Taken to Avoid Conflict of Interest |
|---|------------------------------|---|---|---|
| None  |                              |   |   |   |

  
 Signature 6/6/17

Date

*Please note that this document is considered a public record and as such, may be made available to members of the public upon request under the Freedom of Information Law. Personal contact information provided below will be redacted.*

Business Telephone: 212-951-7376

Business Address: 2 Park Ave, N.Y., NY 10016

E-mail Address: mddutton@optimum.net

Home Telephone: 718-299-2987

Home Address: 1755 Undercliff Ave., P.H. Ex., N.Y. 10453

**Disclosure of Financial Interest by a Current or Proposed Charter School Education Corporation Trustee**

Trustee Name:

Kevin Keams

Name of Charter School Education Corporation (for an unmerged school, this is the Charter School Name):

Family Life Academy Charter Schools

1. List all positions held on the education corporation board (e.g., president, treasurer, parent representative). Head of Construction Committee

2. Is the trustee an employee of any school operated by the Education Corporation?  
 Yes  No

If **Yes**, for each school, please provide a description of the position(s) you hold, your responsibilities, your salary and your start date.

3. Is the trustee an employee or agent of the management company or institutional partner of the charter school(s) governed by the Education Corporation?  
 Yes  No

If **Yes**, for each school, please provide a description of the position(s) you hold, your responsibilities, your salary and your start date. N.A.

4. Identify each interest/transaction (and provide the requested information) that you or any of your immediate family members or any persons who live with you in your house have held or engaged in with the charter school(s) governed by the Education Corporation during the time you have served on the board, and in the six-month period prior to such service. If there has been no such financial interest or transaction, write **None**. Please note that if you answered **Yes** to Questions 2-4 above, you need not disclose again your employment status, salary, etc.

| Date(s) | Nature of Financial Interest/Transaction | Steps taken to avoid a conflict of interest, (e.g., did not vote, did not participate in discussion) | Name of person holding interest or engaging in transaction and relationship to yourself |
|---------|--|--|---|
|         |  |  |   |

Please write "None" if applicable. Do not leave this space blank.

~~NONE~~

5. Identify each individual, business, corporation, union association, firm, partnership, committee proprietorship, franchise holding company, joint stock company, business or real estate trust, non-profit organization, or other organization or group of people doing business with the school(s) governed by the Education Corporation **and** in which such entity, during the time of your tenure as a trustee, you and/or your immediate family member(s) or person(s) living in your house had a financial interest or other relationship. If you are a member, director, officer or employee of an organization formally partnered with the school(s) that is/are doing business with the school(s) through a management or services agreement, please identify only the name of the organization, your position in the organization, and the relationship between such organization and the school(s). If there was no financial interest, write **None**.

| Organization conducting business with the school(s) | Nature of business conducted | Approximate value of the business conducted | Name of Trustee and/or immediate family member of household holding an interest in the organization conducting business with the school(s) and the nature of the interest | Steps Taken to Avoid Conflict of Interest |
|---|------------------------------|---|---|---|
| <p><i>Latinos</i></p> <p>Pastoral Action Center</p> | Landlord                     | \$850,000                                   | Kevin Kearns<br>CFO   | I recuse myself on any relevant matter.   |

Please write "None" if applicable. Do not leave this space blank.

Signature *[Signature]* Date 6/20/17

Please note that this document is considered a public record and as such, may be made available to members of the public upon request under the Freedom of Information Law. Personal contact information provided below will be redacted.

Business Telephone: 718-681-2361

Business Address: 14 W 170th Bronx NY 10452

E-mail Address: kkearns818@yahoo.com

Home Telephone: 917 434 5511

Home Address: 35-10 Pitman's Blvd Astoria NY 10952

**Disclosure of Financial Interest by a Current or Proposed Charter School Education Corporation Trustee**

**Trustee Name:**

**Luz-Maria Lambert**

**Name of Charter School Education Corporation (for an unmerged school, this is the Charter School Name):**

**Family Life Academy Charter School (FLACS)**

1. List all positions held on the education corporation board (e.g., president, treasurer, parent representative).

Committee member

2. Is the trustee an employee of any school operated by the Education Corporation?  
 **Yes**  **No**

If **Yes**, for each school, please provide a description of the position(s) you hold, your responsibilities, your salary and your start date.

3. Is the trustee an employee or agent of the management company or institutional partner of the charter school(s) governed by the Education Corporation?

**Yes**  **No**

If **Yes**, for each school, please provide a description of the position(s) you hold, your responsibilities, your salary and your start date.

4. Identify each interest/transaction (and provide the requested information) that you or any of your immediate family members or any persons who live with you in your house have held or engaged in with the charter school(s) governed by the Education Corporation during the time you have served on the board, and in the six-month period prior to such service. If there has been no such financial interest or transaction, write **None**. Please note that if you answered **Yes** to Questions 2-4 above, you need not disclose again your employment status, salary, etc.

| Date(s)<br><br>None  | Nature of Financial Interest/Transaction<br>None | Steps taken to avoid a conflict of interest, (e.g., did not vote, did not participate in discussion)<br>None | Name of person holding interest or engaging in transaction and relationship to yourself<br>None |
|--|--|--|---|
| <i>Please write "None" if applicable. Do not leave this space blank.</i> |  |  |   |

|  |  |  |  |
|--|--|--|--|
|  |  |  |  |
|--|--|--|--|

5. Identify each individual, business, corporation, union association, firm, partnership, committee proprietorship, franchise holding company, joint stock company, business or real estate trust, non-profit organization, or other organization or group of people doing business with the school(s) governed by the Education Corporation and in which such entity, during the time of your tenure as a trustee, you and/or your immediate family member(s) or person(s) living in your house had a financial interest or other relationship. If you are a member, director, officer or employee of an organization formally partnered with the school(s) that is/are doing business with the school(s) through a management or services agreement, please identify only the name of the organization, your position in the organization, and the relationship between such organization and the school(s). If there was no financial interest, write **None**.

| Organization conducting business with the school(s)                      | Nature of business conducted | Approximate value of the business conducted | Name of Trustee and/or immediate family member of household holding an interest in the organization conducting business with the school(s) and the nature of the interest | Steps Taken to Avoid Conflict of Interest |
|--|------------------------------|---|---|---|
| NONE   | NONE                         | NONE  | NONE  | NONE                                      |
| <i>Please write "None" if applicable. Do not leave this space blank.</i> |                              |   |   |   |

Luz-Maria Lambert  
Signature

June 6<sup>th</sup>, 2017  
Date

*Please note that this document is considered a public record and as such, may be made available to members of the public upon request under the Freedom of Information Law. Personal contact information provided below will be redacted.*

**Business Telephone: Hostos Community College**

**Business Address: 500 Grand Concourse, Bronx NY 10451**

**E-mail Address: luzmlambert@gmail.com**

**Home Telephone: 917-602-6989**

**Home Address: 448 Saint Nicholas Ave. #6A, NY, NY, 10027**

**Disclosure of Financial Interest by a Current or Proposed Charter School  
Education Corporation Trustee**

**Trustee Name:**  
**Janet M. Lerner, PhD, LCSW**

---

**Name of Charter School Education Corporation (for an unmerged school, this is  
the Charter School Name):**  
**Family Life Academy Charter School**

---

1. List all positions held on the education corporation board (e.g., president, treasurer, parent representative). Secretary, Committee member

2. Is the trustee an employee of any school operated by the Education Corporation?  
 Yes  No

If **Yes**, for each school, please provide a description of the position(s) you hold, your responsibilities, your salary and your start date.

3. Is the trustee an employee or agent of the management company or institutional partner of the charter school(s) governed by the Education Corporation?  
 Yes  No

If **Yes**, for each school, please provide a description of the position(s) you hold, your responsibilities, your salary and your start date.


4. Identify each interest/transaction (and provide the requested information) that you or any of your immediate family members or any persons who live with you in your house have held or engaged in with the charter school(s) governed by the Education Corporation during the time you have served on the board, and in the six-month period prior to such service. If there has been no such financial interest or transaction, write **None**. Please note that if you answered **Yes** to Questions 2-4 above, you need not disclose again your employment status, salary, etc.

| Date(s) | Nature of Financial Interest/Transaction | Steps taken to avoid a conflict of interest, (e.g., did not vote, did not participate in discussion) | Name of person holding interest or engaging in transaction and relationship to yourself |
|---------|--|--|---|
|         |  |  |   |

|      |  |  |  |
|------|--|--|--|
| None |  |  |  |
|------|--|--|--|

5. Identify each individual, business, corporation, union association, firm, partnership, committee proprietorship, franchise holding company, joint stock company, business or real estate trust, non-profit organization, or other organization or group of people doing business with the school(s) governed by the Education Corporation **and** in which such entity, during the time of your tenure as a trustee, you and/or your immediate family member(s) or person(s) living in your house had a financial interest or other relationship. If you are a member, director, officer or employee of an organization formally partnered with the school(s) that is/are doing business with the school(s) through a management or services agreement, please identify only the name of the organization, your position in the organization, and the relationship between such organization and the school(s). If there was no financial interest, write **None**.

| Organization conducting business with the school(s)                           | Nature of business conducted | Approximate value of the business conducted | Name of Trustee and/or immediate family member of household holding an interest in the organization conducting business with the school(s) and the nature of the interest | Steps Taken to Avoid Conflict of Interest |
|---|------------------------------|---|---|---|
| None <i>Please write "None" if applicable. Do not leave this space blank.</i> |                              |   |   |   |


7-27-17

---

Signature Date

*Please note that this document is considered a public record and as such, may be made available to members of the public upon request under the Freedom of Information Law. Personal contact information provided below will be redacted.*

**Business Telephone:**           917-741-7157          

**Business Address:**           802 Kent Avenue, Brooklyn, NY 11205          

**E-mail Address:**  
          janlern@aol.com

**Disclosure of Financial Interest by a Current or Proposed Charter School Education Corporation Trustee**

Trustee Name:

Karen Marino

Name of Charter School Education Corporation (for an unmerged school, this is the Charter School Name):

Family Life Academy Charter Schools

1. List all positions held on the education corporation board (e.g., president, treasurer, parent representative). TRUSTEE BOARD TRUSTEE

2. Is the trustee an employee of any school operated by the Education Corporation?  
 Yes  No

If Yes, for each school, please provide a description of the position(s) you hold, your responsibilities, your salary and your start date.

3. Is the trustee an employee or agent of the management company or institutional partner of the charter school(s) governed by the Education Corporation?  
 Yes  No

If Yes, for each school, please provide a description of the position(s) you hold, your responsibilities, your salary and your start date.

4. Identify each interest/transaction (and provide the requested information) that you or any of your immediate family members or any persons who live with you in your house have held or engaged in with the charter school(s) governed by the Education Corporation during the time you have served on the board, and in the six-month period prior to such service. If there has been no such financial interest or transaction, write **None**. Please note that if you answered **Yes** to Questions 2-4 above, you need not disclose again your employment status, salary, etc.

| Date(s) | Nature of Financial Interest/Transaction | Steps taken to avoid a conflict of interest, (e.g., did not vote, did not participate in discussion) | Name of person holding interest or engaging in transaction and relationship to yourself |
|---------|--|--|---|
|         | <u>NONE</u>                              |  |   |

Please write "None" if applicable. Do not leave this space blank.

5. Identify each individual, business, corporation, union association, firm, partnership, committee proprietorship, franchise holding company, joint stock company, business or real estate trust, non-profit organization, or other organization or group of people doing business with the school(s) governed by the Education Corporation **and** in which such entity, during the time of your tenure as a trustee, you and/or your immediate family member(s) or person(s) living in your house had a financial interest or other relationship. If you are a member, director, officer or employee of an organization formally partnered with the school(s) that is/are doing business with the school(s) through a management or services agreement, please identify only the name of the organization, your position in the organization, and the relationship between such organization and the school(s). If there was no financial interest, write **None**.

| Organization conducting business with the school(s)                      | Nature of business conducted | Approximate value of the business conducted | Name of Trustee and/or immediate family member of household holding an interest in the organization conducting business with the school(s) and the nature of the interest | Steps Taken to Avoid Conflict of Interest |
|--|------------------------------|---|---|---|
| <i>Please write "None" if applicable. Do not leave this space blank.</i> |                              |   |   |   |
|  | NONE                         |   |   |   |

*Karen Marano*  
Signature

6/22/2017  
Date

Please note that this document is considered a public record and as such, may be made available to members of the public upon request under the Freedom of Information Law. Personal contact information provided below will be redacted.

Business Telephone: \_\_\_\_\_

Business Address: \_\_\_\_\_

E-mail Address: karnomarano@gmail.com

Home Telephone: 347 451 6022

Home Address: 305 E 72nd St apt 3CS NY NY 10021

**Disclosure of Financial Interest by a Current or Proposed Charter School Education Corporation Trustee**

**Trustee Name:**

**Bryan Rivera**

**Name of Charter School Education Corporation (for an unmerged school, this is the Charter School Name):**

**Family Life Academy Charter Schools**

1. List all positions held on the education corporation board (e.g., president, treasurer, parent representative). Trustee
  
2. Is the trustee an employee of any school operated by the Education Corporation?  
 **Yes**  **No**

If **Yes**, for each school, please provide a description of the position(s) you hold, your responsibilities, your salary and your start date.

3. Is the trustee an employee or agent of the management company or institutional partner of the charter school(s) governed by the Education Corporation?  
 **Yes**  **No**


If **Yes**, for each school, please provide a description of the position(s) you hold, your responsibilities, your salary and your start date.

4. Identify each interest/transaction (and provide the requested information) that you or any of your immediate family members or any persons who live with you in your house have held or engaged in with the charter school(s) governed by the Education Corporation during the time you have served on the board, and in the six-month period prior to such service. If there has been no such financial interest or transaction, write **None**. Please note that if you answered **Yes** to Questions 2-4 above, you need not disclose again your employment status, salary, etc.

| <b>Date(s)</b> | <b>Nature of Financial Interest/Transaction</b> | <b>Steps taken to avoid a conflict of interest, (e.g., did not vote, did not participate in discussion)</b> | <b>Name of person holding interest or engaging in transaction and relationship to yourself</b> |
|----------------|---|---|--|
| <i>None</i>    |   |   |  |

5. Identify each individual, business, corporation, union association, firm, partnership, committee proprietorship, franchise holding company, joint stock company, business or real estate trust, non-profit organization, or other organization or group of people doing business with the school(s) governed by the Education Corporation **and** in which such entity, during the time of your tenure as a trustee, you and/or your immediate family member(s) or person(s) living in your house had a financial interest or other relationship. If you are a member, director, officer or employee of an organization formally partnered with the school(s) that is/are doing business with the school(s) through a management or services agreement, please identify only the name of the organization, your position in the organization, and the relationship between such organization and the school(s). If there was no financial interest, write **None**.

| Organization conducting business with the school(s) | Nature of business conducted | Approximate value of the business conducted | Name of Trustee and/or immediate family member of household holding an interest in the organization conducting business with the school(s) and the nature of the interest | Steps Taken to Avoid Conflict of Interest |
|---|------------------------------|---|---|---|
| <i>None</i>   |                              |   |   |   |



Signature

6/22/17  
Date

*Please note that this document is considered a public record and as such, may be made available to members of the public upon request under the Freedom of Information Law. Personal contact information provided below will be redacted.*

**Business Telephone:** (201) 855 - 3276

**Business Address:** 40 - 1B Knox Terrace, Wayne, NJ 07470

**E-mail Address:** learn.us.now@gmail.com

**Home Telephone:** (646) 299 - 7162

**Home Address:** 2745 Reservoir Avenue #3g, Bronx, NY 10468

**Disclosure of Financial Interest by a Current or Proposed Charter School Education Corporation Trustee**

**Trustee Name:**

**Reverend Raymond Rivera**

**Name of Charter School Education Corporation (for an unmerged school, this is the Charter School Name):**

**Family Life Academy Charter Schools**

1. List all positions held on the education corporation board (e.g., president, treasurer, parent representative).

2. Is the trustee an employee of any school operated by the Education Corporation?  
 Yes  No

If **Yes**, for each school, please provide a description of the position(s) you hold, your responsibilities, your salary and your start date.

3. Is the trustee an employee or agent of the management company or institutional partner of the charter school(s) governed by the Education Corporation?

Yes  No

If **Yes**, for each school, please provide a description of the position(s) you hold, your responsibilities, your salary and your start date.

4. Identify each interest/transaction (and provide the requested information) that you or any of your immediate family members or any persons who live with you in your house have held or engaged in with the charter school(s) governed by the Education Corporation during the time you have served on the board, and in the six-month period prior to such service. If there has been no such financial interest or transaction, write **None**. Please note that if you answered **Yes** to Questions 2-4 above, you need not disclose again your employment status, salary, etc.

| Date(s)           | Nature of Financial Interest/Transaction | Steps taken to avoid a conflict of interest, (e.g., did not vote, did not participate in discussion) | Name of person holding interest or engaging in transaction and relationship to yourself |
|-------------------|--|--|---|
| July 2013-Present | CEO is a relative                        | I recuse myself from any vote or decisions   | Marilyn Calo<br>Wife  |

5. Identify each individual, business, corporation, union association, firm, partnership, committee proprietorship, franchise holding company, joint stock company, business or real estate trust, non-profit organization, or other organization or group of people doing business with the school(s) governed by the Education Corporation **and** in which such entity, during the time of your tenure as a trustee, you and/or your immediate family member(s) or person(s) living in your house had a financial interest or other relationship. If you are a member, director, officer or employee of an organization formally partnered with the school(s) that is/are doing business with the school(s) through a management or services agreement, please identify only the name of the organization, your position in the organization, and the relationship between such organization and the school(s). If there was no financial interest, write **None**.

| Organization conducting business with the school(s) | Nature of business conducted | Approximate value of the business conducted | Name of Trustee and/or immediate family member of household holding an interest in the organization conducting business with the school(s) and the nature of the interest | Steps Taken to Avoid Conflict of Interest  |
|---|------------------------------|---|---|--|
| <i>Latino Pastoral Action Center (LPAC)</i>         | <i>Landlord</i>              | <i>900,000</i>                              | <i>Reverend Raymond Rivera<br/>President - LPAC</i>   | <i>Recuse myself from all business dealing with LPAC and abstain from voting on matters that are related</i> |

*Raymond Rivera* \_\_\_\_\_ 7/17/17  
 Signature Date

*Please note that this document is considered a public record and as such, may be made available to members of the public upon request under the Freedom of Information Law. Personal contact information provided below will be redacted.*

**Business Telephone:** 718 681-2361

**Business Address:** 14 West 170<sup>th</sup> Street, Bronx, NY 10469

**E-mail Address:** revrayrivera@gmail.com

**Home Telephone:** 646 243-7811

**Home Address:** 2210 Tiemann Avenue, Bronx, NY 10469

**Disclosure of Financial Interest by a Current or Proposed Charter School Education Corporation Trustee**

Trustee Name:

Wanda Torres

Name of Charter School Education Corporation (for an unmerged school, this is the Charter School Name):

Family Life Academy Charter School

1. List all positions held on the education corporation board (e.g., president, treasurer, parent representative). Vice president

2. Is the trustee an employee of any school operated by the Education Corporation?  
 Yes  No

If **Yes**, for each school, please provide a description of the position(s) you hold, your responsibilities, your salary and your start date.

3. Is the trustee an employee or agent of the management company or institutional partner of the charter school(s) governed by the Education Corporation?  
 Yes  No

If **Yes**, for each school, please provide a description of the position(s) you hold, your responsibilities, your salary and your start date.

4. Identify each interest/transaction (and provide the requested information) that you or any of your immediate family members or any persons who live with you in your house have held or engaged in with the charter school(s) governed by the Education Corporation during the time you have served on the board, and in the six-month period prior to such service. If there has been no such financial interest or transaction, write **None**. Please note that if you answered **Yes** to Questions 2-4 above, you need not disclose again your employment status, salary, etc.

| Date(s) | Nature of Financial Interest/Transaction | Steps taken to avoid a conflict of interest, (e.g., did not vote, did not participate in discussion) | Name of person holding interest or engaging in transaction and relationship to yourself |
|---------|--|--|---|
|         |  |  |   |

Please write "None" if applicable. Do not leave this space blank.

5. Identify each individual, business, corporation, union association, firm, partnership, committee proprietorship, franchise holding company, joint stock company, business or real estate trust, non-profit organization, or other organization or group of people doing business with the school(s) governed by the Education Corporation **and** in which such entity, during the time of your tenure as a trustee, you and/or your immediate family member(s) or person(s) living in your house had a financial interest or other relationship. If you are a member, director, officer or employee of an organization formally partnered with the school(s) that is/are doing business with the school(s) through a management or services agreement, please identify only the name of the organization, your position in the organization, and the relationship between such organization and the school(s). If there was no financial interest, write **None**.

| Organization conducting business with the school(s)               | Nature of business conducted | Approximate value of the business conducted | Name of Trustee and/or immediate family member of household holding an interest in the organization conducting business with the school(s) and the nature of the interest | Steps Taken to Avoid Conflict of Interest |
|---|------------------------------|---|---|---|
| Please write "None" if applicable. Do not leave this space blank. |                              |   |   |   |

Wanda James Signature June 28, 2017 Date

Please note that this document is considered a public record and as such, may be made available to members of the public upon request under the Freedom of Information Law. Personal contact information provided below will be redacted.

Business Telephone: (212) 701-9463

Business Address: 52 Broadway <sup>16th Floor</sup> NY NY 1000

E-mail Address: Wtorres085@gmail.com

Home Telephone: (646) 467-0947

Home Address: 920 Taylor Ave apt Bronx, NY 10473

**Disclosure of Financial Interest by a Current or Proposed Charter School Education Corporation Trustee**

**Trustee Name:**

Evelyn N. Viera

**Name of Charter School Education Corporation (for an unmerged school, this is the Charter School Name):**

FLACS

1. List all positions held on the education corporation board (e.g., president, treasurer, parent representative).

2. Is the trustee an employee of any school operated by the Education Corporation?  
 Yes  No

If **Yes**, for each school, please provide a description of the position(s) you hold, your responsibilities, your salary and your start date.

3. Is the trustee an employee or agent of the management company or institutional partner of the charter school(s) governed by the Education Corporation?

Yes  No

If **Yes**, for each school, please provide a description of the position(s) you hold, your responsibilities, your salary and your start date.

4. Identify each interest/transaction (and provide the requested information) that you or any of your immediate family members or any persons who live with you in your house have held or engaged in with the charter school(s) governed by the Education Corporation during the time you have served on the board, and in the six-month period prior to such service. If there has been no such financial interest or transaction, write **None**. Please note that if you answered **Yes** to Questions 2-4 above, you need not disclose again your employment status, salary, etc.

| Date(s) | Nature of Financial Interest/Transaction | Steps taken to avoid a conflict of interest, (e.g., did not vote, did not participate in discussion) | Name of person holding interest or engaging in transaction and relationship to yourself |
|---------|--|--|---|
| None    |  |  |   |



**Disclosure of Financial Interest by a Current or Proposed Charter School  
Education Corporation Trustee**

**Trustee Name:**

Florence G. Wolpoff

**Name of Charter School Education Corporation (for an unmerged school, this is the Charter School Name):**

Family Life Academy Charter School Network

1. List all positions held on the education corporation board (e.g., president, treasurer, parent representative).

Member of Accountability Committee

2. Is the trustee an employee of any school operated by the Education Corporation?  
 Yes  No

If **Yes**, for each school, please provide a description of the position(s) you hold, your responsibilities, your salary and your start date.

3. Is the trustee an employee or agent of the management company or institutional partner of the charter school(s) governed by the Education Corporation?

Yes  No

If **Yes**, for each school, please provide a description of the position(s) you hold, your responsibilities, your salary and your start date.

4. Identify each interest/transaction (and provide the requested information) that you or any of your immediate family members or any persons who live with you in your house have held or engaged in with the charter school(s) governed by the Education Corporation during the time you have served on the board, and in the six-month period prior to such service. If there has been no such financial interest or transaction, write **None**. Please note that if you answered **Yes** to Questions 2-4 above, you need not disclose again your employment status, salary, etc.

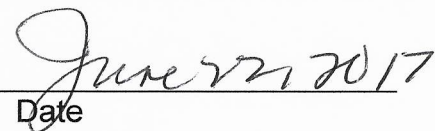
| Date(s) | Nature of Financial Interest/Transaction | Steps taken to avoid a conflict of interest, (e.g., did not vote, did not participate in discussion) | Name of person holding interest or engaging in transaction and relationship to yourself |
|---------|--|--|---|
|         |  |  |   |

|             |             |             |             |
|-------------|-------------|-------------|-------------|
| <i>None</i> | <i>None</i> | <i>None</i> | <i>None</i> |
|-------------|-------------|-------------|-------------|

5. Identify each individual, business, corporation, union association, firm, partnership, committee proprietorship, franchise holding company, joint stock company, business or real estate trust, non-profit organization, or other organization or group of people doing business with the school(s) governed by the Education Corporation **and** in which such entity, during the time of your tenure as a trustee, you and/or your immediate family member(s) or person(s) living in your house had a financial interest or other relationship. If you are a member, director, officer or employee of an organization formally partnered with the school(s) that is/are doing business with the school(s) through a management or services agreement, please identify only the name of the organization, your position in the organization, and the relationship between such organization and the school(s). If there was no financial interest, write **None**.

| Organization conducting business with the school(s) | Nature of business conducted | Approximate value of the business conducted | Name of Trustee and/or immediate family member of household holding an interest in the organization conducting business with the school(s) and the nature of the interest | Steps Taken to Avoid Conflict of Interest |
|---|------------------------------|---|---|---|
| <i>None</i>   | <i>None</i>                  | <i>None</i>                                 | <i>None</i>   | <i>None</i>                               |

  
 Signature

  
 Date

*Please note that this document is considered a public record and as such, may be made available to members of the public upon request under the Freedom of Information Law. Personal contact information provided below will be redacted.*

**Business Telephone:** \_\_\_\_\_

**Business Address:** \_\_\_\_\_

**E-mail Address:** Florence.wolpoff@verizon.net

**Home Telephone:** 718 - 549 -6637

**Home Address:** 5700 Arlington Avenue, Bronx, NY 10471



# Entry 9 BOT Table

Created: 07/07/2017 • Last updated: 07/11/2017

(tab across or use scroll bar at bottom of table)

## 1. Current Board Member Information

|   | Trustee Name       | Email Addresses  | Position on the Board      | Committee Affiliations                 | Voting Member Per By-Laws? (Y/N) | Area of Expertise, and/or Additional Role at School (parent, staff member, etc.) | Number of Terms Served and Length of Each (Include election date and term expiration) | Number of Board Mtgs Attended during 2016-17? |
|---|--------------------|--|----------------------------|--|----------------------------------|--|---|---|
| 1 | Miguel Pena        | <a href="mailto:myconsultants@hotmail.com">myconsultants@hotmail.com</a>   | Chair/ Board President     |  | Yes                              | Former PTA President   | 2001 - July 2018  | 7   |
| 2 | Susana Rivera-Leon | <a href="mailto:susanariveraleon@gmail.com">susanariveraleon@gmail.com</a> | Vice Chair/ Vice President | Accountability                         | Yes                              | Vice President of LPAC (community partner)                                       | 2012 - July 2017  | 8   |
| 3 | Pedro Alvarez      | <a href="mailto:palvarezcorp@hotmail.com">palvarezcorp@hotmail.com</a>     | Secretary                  | Finance; Construction/ Facility Growth | Yes                              | Finance, former parent   | 2006 - July 2017  | 8   |
| 4 | Hilda Sanchez      | <a href="mailto:Hsanchez48@verizon.net">Hsanchez48@verizon.net</a>         | Treasurer                  | Finance; Accountability; Evaluation    | Yes                              | Education  | 2012 - July 2017  | 8   |

|    |                      |  |                |  |     |  |                  |           |
|----|----------------------|--|----------------|--|-----|--|------------------|-----------|
|    |                      |  |                | tion                                     |     |  |                  |           |
| 5  | Florence Wolpoff     | <a href="mailto:Florence.wolpoff@verizon.net">Florence.wolpoff@verizon.net</a> | Trustee/Member | Accountability; Evaluation               | Yes | Education  | 2012 - July 2017 | 6         |
| 6  | Janet Lerner         | <a href="mailto:janlern@aol.com">janlern@aol.com</a>                           | Trustee/Member | Fundraising                              | Yes | Social Work                                      | 2010 - July 2018 | 6         |
| 7  | Kevin Kearns         | <a href="mailto:Kkearns818@yahoo.com">Kkearns818@yahoo.com</a>                 | Trustee/Member | Nomination; Construction/Facility Growth | Yes | CFO of LPAC (Community Sponsor)                  | 2011 - July 2017 | 9         |
| 8  | Luz-Maria Lambert    | <a href="mailto:luzmlambert@gmail.com">luzmlambert@gmail.com</a>               | Trustee/Member | Fundraising                              | Yes | Business Operation and Finance                   | 2012 - July 2018 | 5 or less |
| 9  | Marvin Dutton        | <a href="mailto:mddutton@optimum.net">mddutton@optimum.net</a>                 | Trustee/Member | Construction/Facility Growth             | Yes | Finance  | 2009 - July 2017 | 7         |
| 10 | Wanda Torres Mercado | <a href="mailto:wtorres085@gmail.com">wtorres085@gmail.com</a>                 | Trustee/Member | Finance; Fundraising                     | Yes | Management of Out of School Educational Programs | 2012 - July 2018 | 6         |
| 11 | Raymond Rivera       | <a href="mailto:revrayrivera@gmail.com">revrayrivera@gmail.com</a>             | Trustee/Member | Nomination;                              | Yes | LPAC CEO and President                           | 2001 - July 2018 | 9         |
| 12 | Karen Marino         | <a href="mailto:karinomarino@gmail.com">karinomarino@gmail.com</a>             | Trustee/Member |  | Yes | Education  | 2016 - July 2017 | 5 or less |
|    |                      | <a href="http://learn.u">learn.u</a>   | Trustee        |  |     |  |                  | 5 or      |

|    |                    |  |                       |   |     |                   |                  |           |
|----|--------------------|--|-----------------------|---|-----|-------------------|------------------|-----------|
| 13 | Bryan Rivera       | <a href="mailto:s.now@gmail.com">s.now@gmail.com</a>                   | e/Member              |   | Yes | Business          |                  | less      |
| 14 | Francisco Lugovina | <a href="mailto:pacogenkoji@gmail.com">pacogenkoji@gmail.com</a>       | Trustee/Member        | Construction/Facility Growth ; Evaluation | No  | Chairman Emeritus |                  | 7         |
| 15 | Pamela Ash         | <a href="mailto:pamelaash@nyc.rr.com">pamelaash@nyc.rr.com</a>         | Parent Representative |   | Yes | Parent            | 2016 - July 2017 | 5 or less |
| 16 | Evelyn Viera       | <a href="mailto:Evelyn.n.torres@citi.com">Evelyn.n.torres@citi.com</a> | Parent Representative |   | Yes | Parent            | 2015 - July 2017 | 6         |
| 17 |                    |  |                       |   |     |                   |                  |           |
| 18 |                    |  |                       |   |     |                   |                  |           |
| 19 |                    |  |                       |   |     |                   |                  |           |
| 20 |                    |  |                       |   |     |                   |                  |           |

**2. Total Number of Members on June 30, 2016** 16

**3. Total Number of Members Joining the Board 2016-17 School Year** 3

**4. Total Number of Members Departing the Board during the 2016-17 School Year** 3

**5. Number of Voting Members 2016-17, as set by the by-laws, resolution or minutes** 15

**6. Number of Board Meetings**            9  
**Conducted in the 2016-17 School  
Year**

**7. Number of Board Meetings**            11  
**Scheduled for the [2017-18](#)  
School Year**

**Thank you.**



# Entry 11 Enrollment and Retention of Special Populations

Created: 07/14/2017 • Last updated: 07/19/2017

## [Instructions for Reporting Enrollment and Retention Strategies](#)

Describe the efforts the charter school has made in 2016-2017 toward meeting targets to attract and retain enrollment of students with disabilities, English language learners, and students who are economically disadvantaged. In addition, describe the school’s plans for meeting or making progress toward meeting its enrollment and retention targets in 2017-2018.

### **Recruitment/Attraction Efforts Toward Meeting Targets**

|  | Describe Efforts Toward Meeting Recruitment Targets 2016-17)   | Describe Plans Toward Meeting Recruitment Targets 2017-18) |
|--|--|--|
|  | <p>Family Life Academy Charter School I (FLACS I) enrollment procedures follow the established guidelines of the NYS Charter Law which requires all charter schools to have a set application process which leads to a lottery if the number of applicants exceeds the number of available seats. Consistent with the requirements of the NYS Charter Law, all FLACS schools are committed to enrolling economically disadvantaged students. FLACS I expects to enroll percentages similar to those of the local school district, and to meet or exceed the targets established by the SUNY Trustees. In 2016-2017, FLACS I was approaching or meeting its enrollment targets. Of all enrolled students, 87.2% were economically disadvantaged, as of BEDS day 2016. The target for economically disadvantaged students enrollment set by the school’s authorizer was 95.5%. FLACS I has put into place several systems to ensure that it continues to approach and meet the enrollment and retention targets. FLACS I is located in a community with high bilingual and immigrant populations and a high poverty level. Through the lottery system, the selected students have historically ensured that the numbers of students in these groups approximate or exceed local percentages.</p> |  |

Economically Disadvantaged

The plan to meet enrollment targets at FLACS I involves informing the community about the school and the FLACS Network and providing opportunities for parents to receive the necessary information so that they can apply in a timely fashion. To inform the community, FLACS I:

- Visits and makes presentations to Head Start and Pre-K programs during parent meetings
- Attends kindergarten school fairs held at various Head Start and Pre-K programs
- Holds open houses for prospective applicants, at least 4 in a school year
- Announces and advertises in local venues, such as, but not limited to, local neighborhood newsprints such as The Penny Pincher, Bronx Times and local television channels as Bronx 12 and NY1
- Distributes community event invitation fliers with enrollment information
- Maintains accurate information on the school website, including a link to the application
- Uses of the New York City Common Online Charter School Application, which allows parents to complete the application online and has widened the pool of applicants the school has received, and is translated into multiple languages.
- Provides to enrolled families to attract siblings during the application process time
- Presents all core presentations and materials in both English and Spanish
- Works with LPAC, its community sponsor, in outreach in local religious and community centers, including those with predominantly immigrant and bilingual populations

Due to our success of previous year, we will continue with plans and efforts toward approaching or meeting its recruitment targets.

Family Life Academy Charter School I (FLACS I) enrollment procedures follow the established guidelines of the NYS Charter Law which requires all charter schools to have a set application process which leads to a lottery if the number of applicants exceeds the number of available seats. Consistent with the requirements of the NYS Charter Law, all FLACS schools are committed to enrolling ELLs. FLACS I expects to enroll percentages similar to those of the local school district, and to meet or exceed the targets established by the SUNY Trustees. In 2016-2017, FLACS I was approaching or

meeting its enrollment targets. Of all enrolled students 36.6% were ELLs or former ELLs as of BEDS day 2016. The target for ELLs enrollment set by the school's authorizer was 25.9%

FLACS I has put into place several systems to ensure that it continues to approach and meet the enrollment and retention targets. FLACS I is located in a community with high bilingual and immigrant populations and a high poverty level. Through the lottery system, the selected students have historically ensured that the numbers of students in these groups approximate or exceed local percentages.

The plan to meet enrollment targets at FLACS I involves informing the community about the school and the FLACS Network and providing opportunities for parents to receive the necessary information so that they can apply in a timely fashion. To inform the community, FLACS I:

- Visits and makes presentations to Head Start and Pre-K programs during parent meetings
- Attends kindergarten school fairs held at various Head Start and Pre-K programs
- Holds open houses for prospective applicants, at least 4 in a school year
- Announces and advertises in local venues, such as, but not limited to, local neighborhood newsprints such as The Penny Pincher, Bronx Times and local television channels as Bronx 12 and NY1
- Distributes community event invitation fliers with enrollment information
- Maintains accurate information on the school website, including a link to the application
- Uses of the New York City Common Online Charter School Application, which allows parents to complete the application online and has widened the pool of applicants the school has received, and is translated into multiple languages.
- Provides to enrolled families to attract siblings during the application process time
- Presents all core presentations and materials in both English and Spanish
- Works with LPAC, its community sponsor, in outreach in local religious and community

Due to our success of previous year, we will continue with plans and efforts toward approaching or meeting its recruitment targets.

English  
Language  
Learners

centers, including those with predominantly immigrant and bilingual populations  
In the presentations, FLACS I highlights its educational program, including its English as a Second Language program.

Family Life Academy Charter School I (FLACS I) enrollment procedures follow the established guidelines of the NYS Charter Law which requires all charter schools to have a set application process which leads to a lottery if the number of applicants exceeds the number of available seats. Consistent with the requirements of the NYS Charter Law, all FLACS schools are committed to enrolling students in special education. FLACS I expects to enroll percentages similar to those of the local school district, and to meet or exceed the targets established by the SUNY Trustees.

In 2016-2017, FLACS I was approaching or meeting its enrollment targets. Of all enrolled students, 10.6% were in special education as of BEDS day 2016. The target for students in special education enrollment set by the school's authorizer was 18.8%.

FLACS I has put into place several systems to ensure that it continues to approach and meet the enrollment and retention targets. Through use of the lottery, the percentages of students who require IEPs, or who may be identified for services, approximate those admitted in the district. Most students do not enter kindergarten with an IEP and are only identified after being enrolled in school for a length of time. FLACS is committed to completing a rigorous child study and intervention response process for any student who is demonstrating needs in their social development, behavior, or academics before children are referred to special education. This is in accordance with keeping students in the least restrictive environment appropriate to meeting their needs. Only after the school has determined that the interventions are not succeeding is a referral to special education made; once this process is started it can often take the external Committee for Special Education several months to complete the process of giving a student an IEP. Because of this process two

Students with Disabilities

things occur. One, some students respond well to the internal interventions and are not ever referred to special education. Two, students are typically not identified as being in special education until they have been in the school and demonstrating some difficulty for at least one to two years; as such the percentage of special needs students increases by grade level, with third grade and up having a higher percentage of special education students than do kindergarten through second grade.

The plan to meet enrollment targets at FLACS I involves informing the community about the school and the FLACS Network and providing opportunities for parents to receive the necessary information so that they can apply in a timely fashion. To inform the community, FLACS I:

- Visits and makes presentations to Head Start and Pre-K programs during parent meetings
  - Attends kindergarten school fairs held at various Head Start and Pre-K programs
  - Holds open houses for prospective applicants, at least 4 in a school year
  - Announces and advertises in local venues, such as, but not limited to, local neighborhood newsprints such as The Penny Pincher, Bronx Times and local television channels as Bronx 12 and NY1
  - Distributes community event invitation fliers with enrollment information
  - Maintains accurate information on the school website, including a link to the application
  - Uses of the New York City Common Online Charter School Application, which allows parents to complete the application online and has widened the pool of applicants the school has received, and is translated into multiple languages.
  - Provides to enrolled families to attract siblings during the application process time
  - Presents all core presentations and materials in both English and Spanish
  - Works with LPAC, its community sponsor, in outreach in local religious and community centers, including those with predominantly immigrant and bilingual populations
- In the presentations, FLACS I highlights its educational program, including its English as a Second Language program and its services

Due to our success of previous year, we will continue with plans and efforts toward approaching or meeting its recruitment targets.

for Special Education.

## Retention Efforts Toward Meeting Targets

|                            | Describe Efforts Toward Meeting Retention Targets 2016-17)  | Describe Plans Toward Meeting Retention Targets 2017-18)   |
|----------------------------|---|--|
| Economically Disadvantaged | <p>Historically, the majority of students, including those who are economically disadvantaged, have chosen to stay at FLACS I once enrolled; most students that leave have moved or have other change of life events. In 2016-2017, FLACS I met its retention targets. Between BEDS day 2015 and BEDS day 2016, FLACS I retained 94.3% of its economically disadvantaged students. The target for retention set by the school's authorizer was 90.4%.</p> <p>The first step in ensuring that FLACS I meets its retention targets in the future is to continue to provide rigorous academic curricula, demonstrate student academic success and provide a nurturing and inviting environment for families that will encourage parents to keep their children enrolled at FLACS I. FLACS I and the FLACS Network are committed to the following actions to ensure retention:</p> <ul style="list-style-type: none"><li>• Retaining sibling priority in the lottery allows parents to plan for their children to be at the same school making drop off and pickup less stressful.</li><li>• Parent Involvement in workshops and school events allows parents to be more of a part of the school community</li><li>• Responding to the feedback from the annual survey to parents</li></ul> | <p>Due to our success of previous year, we will continue with plans and efforts toward approaching or meeting its retention targets.</p> |
|                            | <p>Historically, the majority of students, including those who are ELLs have chosen to stay at FLACS I once enrolled; most students that leave have moved or have other change of life events. In 2016-2017, FLACS I met its retention targets. Between BEDS day 2015 and BEDS day 2016, FLACS I retained 100% of its ELLs or former ELLs. The target for ELLs retention set by the school's authorizer was 91.4%.</p> <p>The first step in ensuring that FLACS I meets its retention targets in the future is to continue to provide rigorous academic</p>   |  |

|                            |   |   |
|----------------------------|---|---|
| English Language Learners  | <p>curricula, demonstrate student academic success and provide a nurturing and inviting environment for families that will encourage parents to keep their children enrolled at FLACS I. FLACS I and the FLACS Network are committed to the following actions to ensure retention:</p> <ul style="list-style-type: none"> <li>• Retaining sibling priority in the lottery allows parents to plan for their children to be at the same school making drop off and pickup less stressful.</li> <li>• Parent Involvement in workshops and school events allows parents to be more of a part of the school community. Translators will be made available as much as possible to involve all parents.</li> <li>• Engaging parents of ELLs through specific workshops and orientations to better explain how the school supports these populations of students.</li> <li>• Responding to the feedback from the annual survey to parents</li> </ul>  | Due to our success of previous year, we will continue with plans and efforts toward approaching or meeting its retention targets. |
| Students with Disabilities | <p>Historically, the majority of students, including those who are in special education have chosen to stay at FLACS I once enrolled; most students that leave have moved or have other change of life events. In 2016-2017, FLACS I met its retention target. Between BEDS day 2015 and BEDS day 2016, FLACS I retained 93.6% of its special education students. The target for retention set by the school's authorizer was 90.7%.</p> <p>The first step in ensuring that FLACS I meets its retention targets in the future is to continue to provide rigorous academic curricula, demonstrate student academic success and provide a nurturing and inviting environment for families that will encourage parents to keep their children enrolled at FLACS I. FLACS I and the FLACS Network are committed to the following actions to ensure retention:</p> <ul style="list-style-type: none"> <li>• Retaining sibling priority in the lottery allows parents to plan for their children to be at the same school making drop off and pickup less stressful.</li> <li>• Parent Involvement in workshops and school events allows parents to be more of a part of the school community.</li> <li>• Engaging parents of special needs students</li> </ul> | Due to our success of previous year, we will continue with plans and efforts toward approaching or meeting its retention targets. |

through specific workshops and orientations to better explain how the school supports these populations of students.

- Responding to the feedback from the annual survey to parents



# Entry 12 Classroom Teacher and Administrator Attrition

Created: 07/03/2017 • Last updated: 07/11/2017

Report changes in teacher and administrator staffing.

## Instructions for completing the Classroom Teacher and Administrator Attrition Tables

Charter schools must complete the two tables named 2016-2017 Classroom Teacher and Administrator Attrition to report changes in teacher and administrator staffing in 2016-2017. Please provide the full time equivalent (FTE) of staff on June 30, 2016; the FTE for any departed staff from July 1, 2016 through June 30, 2017; the FTE for added staff from July 1, 2016 through June 30, 2017; and the FTE of staff added in newly created positions from July 1, 2016 through June 30, 2017 using the two tables provided.

### Classroom Teacher Attrition Table

|  | FTE Classroom Teachers on June 30, 2016 | FTE Classroom Teachers Departed 7/1/16 - 6/30/17 | FTE Classroom Teachers Filling Vacant Positions 7/1/16 - 6/30/17 | FTE Classroom Teachers Added in New Positions 7/1/16 - 6/30/17 | FTE of Classroom Teachers on June 30, 2017 |
|--|---|--|--|--|--|
|  | 18                                      | 2  | 1  | 0  | 18   |

### Administrator Position Attrition Table

|  | FTE Administrative Positions on June 30, 2016 | FTE Administrators Departed 7/1/16 - 6/30/17 | FTE Administrators Filling Vacant Positions 7/1/16 - 6/30/17 | FTE Administrators Added in New Positions 7/1/16 - 6/30/17 | FTE Administrative Positions on June 30, 2017 |
|--|---|--|--|--|---|
|  | 3   | 1  | 1  | 0  | 3   |

Thank you



# 2017 – 2018 School Year Calendar

| August 2017 |    |    |    |    |    |    |
|-------------|----|----|----|----|----|----|
| Su          | Mo | Tu | We | Th | Fr | Sa |
|             |    | 1  | 2  | 3  | 4  | 5  |
| 6           | 7  | 8  | 9  | 10 | 11 | 12 |
| 13          | 14 | 15 | 16 | 17 | 18 | 19 |
| 20          | 21 | 22 | 23 | 24 | 25 | 26 |
| 27          | 28 | 29 | 30 | 31 |    |    |

| September 2017 |    |    |    |    |    |    |
|----------------|----|----|----|----|----|----|
| Su             | Mo | Tu | We | Th | Fr | Sa |
|                |    |    |    |    | 1  | 2  |
| 3              | 4  | 5  | 6  | 7  | 8  | 9  |
| 10             | 11 | 12 | 13 | 14 | 15 | 16 |
| 17             | 18 | 19 | 20 | 21 | 22 | 23 |
| 24             | 25 | 26 | 27 | 28 | 29 | 30 |

| October 2017 |    |    |    |    |    |    |
|--------------|----|----|----|----|----|----|
| Su           | Mo | Tu | We | Th | Fr | Sa |
| 1            | 2  | 3  | 4  | 5  | 6  | 7  |
| 8            | 9  | 10 | 11 | 12 | 13 | 14 |
| 15           | 16 | 17 | 18 | 19 | 20 | 21 |
| 22           | 23 | 24 | 25 | 26 | 27 | 28 |
| 29           | 30 | 31 |    |    |    |    |

| November 2017 |    |    |    |    |    |    |
|---------------|----|----|----|----|----|----|
| Su            | Mo | Tu | We | Th | Fr | Sa |
|               |    |    | 1  | 2  | 3  | 4  |
| 5             | 6  | 7  | 8  | 9  | 10 | 11 |
| 12            | 13 | 14 | 15 | 16 | 17 | 18 |
| 19            | 20 | 21 | 22 | 23 | 24 | 25 |
| 26            | 27 | 28 | 29 | 30 |    |    |

| December 2017 |    |    |    |    |    |    |
|---------------|----|----|----|----|----|----|
| Su            | Mo | Tu | We | Th | Fr | Sa |
|               |    |    |    |    | 1  | 2  |
| 3             | 4  | 5  | 6  | 7  | 8  | 9  |
| 10            | 11 | 12 | 13 | 14 | 15 | 16 |
| 17            | 18 | 19 | 20 | 21 | 22 | 23 |
| 24<br>31      | 25 | 26 | 27 | 28 | 29 | 30 |

| January 2018 |    |    |    |    |    |    |
|--------------|----|----|----|----|----|----|
| Su           | Mo | Tu | We | Th | Fr | Sa |
|              | 1  | 2  | 3  | 4  | 5  | 6  |
| 7            | 8  | 9  | 10 | 11 | 12 | 13 |
| 14           | 15 | 16 | 17 | 18 | 19 | 20 |
| 21           | 22 | 23 | 24 | 25 | 26 | 27 |
| 28           | 29 | 30 | 31 |    |    |    |

| February 2018 |    |    |    |    |    |    |
|---------------|----|----|----|----|----|----|
| Su            | Mo | Tu | We | Th | Fr | Sa |
|               |    |    |    | 1  | 2  | 3  |
| 4             | 5  | 6  | 7  | 8  | 9  | 10 |
| 11            | 12 | 13 | 14 | 15 | 16 | 17 |
| 18            | 19 | 20 | 21 | 22 | 23 | 24 |
| 25            | 26 | 27 | 28 |    |    |    |

| March 2018 |    |    |    |    |    |    |
|------------|----|----|----|----|----|----|
| Su         | Mo | Tu | We | Th | Fr | Sa |
|            |    |    |    | 1  | 2  | 3  |
| 4          | 5  | 6  | 7  | 8  | 9  | 10 |
| 11         | 12 | 13 | 14 | 15 | 16 | 17 |
| 18         | 19 | 20 | 21 | 22 | 23 | 24 |
| 25         | 26 | 27 | 28 | 29 | 30 | 31 |

| April 2018 |    |    |    |    |    |    |
|------------|----|----|----|----|----|----|
| Su         | Mo | Tu | We | Th | Fr | Sa |
| 1          | 2  | 3  | 4  | 5  | 6  | 7  |
| 8          | 9  | 10 | 11 | 12 | 13 | 14 |
| 15         | 16 | 17 | 18 | 19 | 20 | 21 |
| 22         | 23 | 24 | 25 | 26 | 27 | 28 |
| 29         | 30 |    |    |    |    |    |

| May 2018 |    |    |    |    |    |    |
|----------|----|----|----|----|----|----|
| Su       | Mo | Tu | We | Th | Fr | Sa |
|          |    | 1  | 2  | 3  | 4  | 5  |
| 6        | 7  | 8  | 9  | 10 | 11 | 12 |
| 13       | 14 | 15 | 16 | 17 | 18 | 19 |
| 20       | 21 | 22 | 23 | 24 | 25 | 26 |
| 27       | 28 | 29 | 30 | 31 |    |    |

| June 2018 |    |    |    |    |    |    |
|-----------|----|----|----|----|----|----|
| Su        | Mo | Tu | We | Th | Fr | Sa |
|           |    |    |    |    | 1  | 2  |
| 3         | 4  | 5  | 6  | 7  | 8  | 9  |
| 10        | 11 | 12 | 13 | 14 | 15 | 16 |
| 17        | 18 | 19 | 20 | 21 | 22 | 23 |
| 24        | 25 | 26 | 27 | 28 | 29 | 30 |

| July 2018 |    |    |    |    |    |    |
|-----------|----|----|----|----|----|----|
| Su        | Mo | Tu | We | Th | Fr | Sa |
| 1         | 2  | 3  | 4  | 5  | 6  | 7  |
| 8         | 9  | 10 | 11 | 12 | 13 | 14 |
| 15        | 16 | 17 | 18 | 19 | 20 | 21 |
| 22        | 23 | 24 | 25 | 26 | 27 | 28 |
| 29        | 30 | 31 |    |    |    |    |

## Color Chart 2017/18

|  |                          |  |  |  |  |  |   |  |                            |
|--|--------------------------|--|--|--|--|--|---|--|----------------------------|
|  | Professional Development |  | Holidays- No School                      |  | Half Days for PD Dismissal at 11:30am              |  | Half Days for PT Conference   |  | First & Last Day of School |
|  | Classroom Set-Up         |  | Full Day Staff Development (No Students) |  | Last Day for Promotion in Doubt Letters to Parents |  | State Exams<br>ELA – April 11-13<br>Math – May 1-3<br>Science - Grades 4 & 8 – June 4 |  | Snow Day (if applicable)   |

**\*184 Instructional Days**