



Entry 1 School Information

Created: 07/10/2017 • Last updated: 07/24/2017

Please be advised that you will need to complete this cover page (including signatures) before all of the other tasks assigned to you by your authorizer are visible on your task page. While completing this task, please ensure that you select the correct authorizer (**as of June 30, 2017**) or you may not be assigned the correct tasks.

a. SCHOOL NAME AND BEDS# GIRLS PREPARATORY CS OF NEW YORK (SUNY Trustees)

(Select name from the drop down menu)

b. CHARTER AUTHORIZER SUNY-Authorized Charter School

(For technical reasons, please re-select authorizer name from the drop down menu).

c. DISTRICT / CSD OF LOCATION NYC CSD 8

d1. SCHOOL INFORMATION

	PRIMARY ADDRESS	PHONE NUMBER	FAX NUMBER	EMAIL ADDRESS
	442 E Houston Street, Room 316 New York, NY 10002	212-388-0241	212-388-1086	radamek@girlsprep.org

d2. PHONE CONTACT NUMBER FOR AFTER HOURS EMERGENCIES

Contact Name	Rebekah Adamek
Title	Principal
Emergency Phone Number (###-###-####)	212-388-0241

e. SCHOOL WEB ADDRESS (URL) <http://www.publicprep.org/page.cfm?p=569>

f. DATE OF INITIAL CHARTER 10/2004

g. DATE FIRST OPENED FOR INSTRUCTION 08/2005

i. TOTAL ENROLLMENT ON JUNE 30, 2017 614

j. GRADES SERVED IN SCHOOL YEAR 2016-17

Check all that apply

Grades Served	K, 1, 2, 3, 4, 5, 6, 7, 8
---------------	---------------------------

k1. DOES THE SCHOOL CONTRACT WITH A CHARTER OR EDUCATIONAL MANAGEMENT ORGANIZATION? Yes

k2. NAME OF CMO/EMO AND ADDRESS

NAME OF CMO/EMO	Public Prep Network
PHYSICAL STREET ADDRESS	441 East 148th Street
CITY	Bronx
STATE	NY
ZIP CODE	10455
EMAIL ADDRESS	irowe@publicprep.org

l1. FACILITIES

Does the school maintain or operate multiple sites?

	Yes, 2 sites
--	--------------

12. SCHOOL SITES

Please list the sites where the school will operate for the upcoming school year.

	Physical Address	Phone Number	District/CSD	Grades Served at Site	School at Full Capacity at Site	Facilities Agreement
Site 1 (same as primary site)	442 E Houston Street, Room 316 New York, NY 10002	212-388-0241	CSD 1	k,1,2,3,4	Yes	DOE space
Site 2	420 East 12th Street, Room 103 New York, NY 10009	212-358-8216	CSD 1	5,6,7,8	Yes	DOE space
Site 3						

12a. Please provide the contact information for Site 1.

	Name	Work Phone	Alternate Phone	Email Address
School Leader	Rebekah Adamek	212-388-0241		radamek@girlsprep.org
Operational Leader	James Farris	212-388-0241		jfarris@girlsprep.org
Compliance Contact	Danielle Keen Tschirhart	212-388-0241		dkeentschirhart@publicprep.org
Complaint Contact		212-388-0241		

13. Please provide the contact information for Site 2.

	Name	Work Phone	Alternate Phone	Email Address
School Leader	Lacy Reed	212-358-8216		lreed@girlsprep.org
Operational Leader	Serena Ruiz	212-358-8216		sruiz@girlsprep.org
Compliance Contact	Danielle Keen Tschirhart	212-358-8216		dkeentschirhart@publicprep.org
Complaint Contact				

m1. Is the school or are the school sites co-located? Yes

m2. Please list the terms of your current co-location.

	Date school will leave current co-location	Is school working with NYCDOE to expand into current space?	If so, list year expansion will occur.	Is school working with NYCDOE to move to separate space?	If so, list the proposed space and year planned for move	School at Full Capacity at Site
Site 1 (primary site)		No		No		Yes
Site 2		No		No		Yes
Site 3						

n1. Were there any revisions to the school's charter during the 2016-17 school year? (Please include approved or pending material and non-material charter revisions). No

o. Name and Position of Individual(s) Who Completed the 2016-17 Annual Report.

Kasimeir Smith, Director of Instructional Technology


p. Our signatures below attest that all of the information contained herein is truthful and accurate and that this charter school is in compliance with all aspects of its charter, and with all pertinent Federal, State, and local laws, regulations, and rules. We understand that if any information in any part of this report is found to have been deliberately misrepresented, that will constitute grounds for the revocation of our charter. Check **YES if you agree and then use the mouse on your PC or the stylist on your mobile device to sign your name).**

No Responses Selected

Signature, Head of Charter School

A handwritten signature in black ink, appearing to read "Kasimeir Smith". The signature is fluid and cursive, with a large initial 'K' and 'S'.

Signature, President of the Board of Trustees

A handwritten signature in black ink, consisting of a large, stylized initial followed by a series of connected loops and a long horizontal stroke at the end.

Date

2017/07/24

Thank you.



Entry 2 NYS School Report Card Link

Last updated: 07/24/2017

1. NEW YORK STATE REPORT CARD

<https://data.nysed.gov/reportcard.php?year=2016&instid=800000057553>

Provide a direct URL or web link to the most recent New York State School Report Card for the charter school (See <https://reportcards.nysed.gov/>).

(Charter schools completing year one will not yet have a School Report Card or link to one. Please type "URL is not available" in the space provided).



Entry 4 Expenditures per Child

Created: 07/10/2017 • Last updated: 07/26/2017

Financial Information

This information is required of ALL charter schools. Provide the following measures of fiscal performance of the charter school in Appendix B (Total Expenditures and Administrative Expenditures Per Child):

1. Total Expenditures Per Child

To calculate '**Total Expenditures per Child**' take total expenditures (from the unaudited 2016-17 Schedule of Functional Expenses) and divide by the year end FTE student enrollment. (Integers Only. No dollar signs or commas).

Note: The information on the Schedule of Functional Expenses on pages 41-43 of the Audit Guide can help schools locate the amounts to use in the two per pupil calculations: <http://www.p12.nysed.gov/psc/AuditGuide.html>

Line 1: Total Expenditures	9979859
Line 2: Year End FTE student enrollment	616
Line 3: Divide Line 1 by Line 2	16195

2. Administrative Expenditures per Child

To calculate **'Administrative Expenditures per Child'** To calculate "Administrative Expenditures per Child" first *add* together the following:

1. Take the relevant portion from the 'personnel services cost' row and the 'management and general' column (from the unaudited 2016-17 Schedule of Functional Expenses)
2. Any contracted administrative/management fee paid to other organizations or corporations
3. Take the total from above and divide it by the year-end FTE enrollment. The relevant portion that must be included in this calculation is defined as follows:

Administrative Expenditures: Administration and management of the charter school includes the activities and personnel of the offices of the chief school officer, the finance or business offices, school operations personnel, data management and reporting, human resources, technology, etc. It also includes those administrative and management services provided by other organizations or corporations on behalf of the charter school for which the charter school pays a fee or other compensation. Do not include the FTE of personnel whose role is to directly support the instructional program.

Notes:

The information on the Schedule of Functional Expenses on pages 41-43 of the Audit Guide can help schools locate the amounts to use in the two per pupil calculations:

<http://www.p12.nysed.gov/psc/AuditGuide.html>.

Employee benefit costs or expenditures should not be reported in the above calculations.

Line 1: Relevant Personnel Services Cost (Row)	530100
Line 2: Management and General Cost (Column)	229326
Line 3: Sum of Line 1 and Line 2	759426
Line 5: Divide Line 3 by the Year End FTE student enrollment	1232

Thank you.



**GENERAL INSTRUCTIONS FOR
ANNUAL BUDGET/QUARTERLY REPORT**

TEMPLATE TABS

1- GRAY tab contains the Instructions




Instructions	Provides description of tabs and input requirements.
Funding by District	Charter School Tuition Rates

2- BLUE tabs require input of information

1.) Name of School	>Select school name from list. >Enter contact information.
2.) Enrollment	Enter enrollment information for Annual Budget (& Revisions) and Quarterly Actuals. Includes: >Enrollment by Grade >Enrollment by District
3.) Staffing Plan	Enter staffing plan information for Annual Budget (& Revisions) and Quarterly Actuals. Includes: >Full Time Equivalent (FTE), by Position Category, By Quarter
4.) Yearly Budget	Enter Yearly Budget information. Includes: >"Pior Year" column may be completed based upon preliminary data, and adjusted with Annual Audited data when the Quarter 2 Actuals are being submitted. (Note: Quarterly Revenue allocation may be set) >Budgeted Enrollment data and Per Pupil Revenue for the current year are populated based upon input on tab "2.) Enrollment." >Budgeted FTE for current year is populated based upon input on tab "3.) Staffing Plan." >All other sources of revenue >All expenses >Budget Revisions, as necessary and <i>approved</i> by the school's Board of Directors, should be submitted when submitting Quarterly Actuals.
5.) Balance Sheet	Enter Balance Sheet information for EdCorps. Separate schools merged into a primary EdCorp should NOT use this tab. >"Pior Year" column may be completed based upon preliminary data, and adjusted with Annual Audited data when the Quarter 2 Actuals are being submitted.

6.) Quarterly Report	Enter Actual Quarterly Report information . Includes: >Actual Enrollment data and Per Pupil Revenue for the current year are populated based upon input on tab "2.) Enrollment." >Actual FTE for current year is populated based upon input on tab "3.) Staffing Plan." >All other sources of revenue >All expenses
7.) Annual Report Requirement	Complete when submitting Actual Quarter 4.

CELL COLORS & GUIDANCE COMMENTS

-  = Enter information into the light BLUE shaded cells.
-  = Cells labeled in ORANGE containe guidance regarding the input of information.
-  = Cells containing RED triangles in the upper right corner contain "guidance comments" on that particular line item. Please "mouse-over" the triangle to reveal each comment.

**Charter Funding Alphabetical By NYS School District
* (Sum of Charter School Basic Tuition and Supplemental Basic Tuition)**



ANNUAL BUDGET & QUARTERLY REPORT TEMPLATE

Girls Preparatory Charter School of New York

SCHOOL

Name:	Girls Preparatory Charter School of New York
--------------	--

CONTACT INFORMATION

Contact Name:	Ian Rowe
Contact Title:	CEO
Contact Email:	irowe@publicprep.org
Contact Phone:	212-346-6000

REPORT PERIOD

Current Academic Year:	2017-18
Prior Academic Year:	2016-17

PLAN - FULL TIME EQUIVALENT

STAFFING PLAN - FULL TIME EQUIVALENT ("FTE")

**NOTE: Enter the number of FTE positions in the "blue" cells.*

**NOTE: Enter the number of FTE positions in the "blue" cells.*

**NOTE: If there are NO budget revisions at the time of quarterly submittal leave the 'REVISED' Column(s) COMPLETELY BLANK. If budget revisions ARE made, the entire "REVISED" budget columns for the affected quarter(s) must be completed on tabs 2, 3*

ADMINISTRATIVE PERSONNEL FTE	ADMINISTRATIVE PERSONNEL FTE
Executive Management	Executive Management
Instructional Management	Instructional Management
Deans, Directors & Coordinators	Deans, Directors & Coordinators
CFO / Director of Finance	CFO / Director of Finance
Operation / Business Manager	Operation / Business Manager
Administrative Staff	Administrative Staff
TOTAL ADMINISTRATIVE STAFF	TOTAL ADMINISTRATIVE STAFF

PRIOR YEAR
2016-17
ACTUAL
0.0

ANNUAL BUDGETED FTE							
Q1		Q2		Q3		Q4	
Original	Revised	Original	Revised	Original	Revised	Original	Revised
3.0		3.0		3.0		3.0	
11.0		11.0		11.0		11.0	
3.0		3.0		3.0		3.0	
6.0		6.0		6.0		6.0	
23.0	0.0	23.0	0.0	23.0	0.0	23.0	0.0

INSTRUCTIONAL PERSONNEL FTE	INSTRUCTIONAL PERSONNEL FTE
Teachers - Regular	Teachers - Regular
Teachers - SPED	Teachers - SPED
Substitute Teachers	Substitute Teachers
Teaching Assistants	Teaching Assistants
Specialty Teachers	Specialty Teachers
Aides	Aides
Therapists & Counselors	Therapists & Counselors
Other	Other
TOTAL INSTRUCTIONAL	TOTAL INSTRUCTIONAL

PRIOR YEAR
2016-17
ACTUAL
0.0

ANNUAL BUDGETED FTE							
Q1		Q2		Q3		Q4	
Original	Revised	Original	Revised	Original	Revised	Original	Revised
39.0		39.0		39.0		39.0	
12.0		12.0		12.0		12.0	
4.0		4.0		4.0		4.0	
8.0		8.0		8.0		8.0	
2.0		2.0		2.0		2.0	
2.0		2.0		2.0		2.0	
67.0	0.0	67.0	0.0	67.0	0.0	67.0	0.0

NON-INSTRUCTIONAL PERSONNEL FTE	NON-INSTRUCTIONAL PERSONNEL FTE
Nurse	Nurse
Librarian	Librarian
Custodian	Custodian
Security	Security
Other	Other
TOTAL NON-INSTRUCTIONAL	TOTAL NON-INSTRUCTIONAL

PRIOR YEAR
2016-17
ACTUAL
0.0

ANNUAL BUDGETED FTE							
Q1		Q2		Q3		Q4	
Original	Revised	Original	Revised	Original	Revised	Original	Revised
0.5		0.5		0.5		0.5	
0.5	0.0	0.5	0.0	0.5	0.0	0.5	0.0

TOTAL PERSONNEL SERVICE FTE	TOTAL PERSONNEL SERVICE FTE
------------------------------------	------------------------------------

0.0

90.5	0.0	90.5	0.0	90.5	0.0	90.5	0.0
------	-----	------	-----	------	-----	------	-----

GIRLS PREPARATORY CHARTER SCHOOL OF NEW YORK
Budget / Operating Plan
2017-18

Total Revenue	-	2,887,117	-	-	2,931,262	-	-	2,968,463
Total Expenses	-	2,105,595	-	-	3,005,873	-	-	2,730,478
Net Income	-	781,522	-	-	(74,611)	-	-	237,986
Actual Student Enrollment	-	650	-	-	650	-	-	650
	Prior Year Actual	1st Quarter - 7/1 - 9/30			2nd Quarter - 10/1 - 12/31			3rd Q
	2016-17	Original	Revised		Original	Revised		Original
	Revenue Per	Budget	Budget	Variance	Budget	Budget	Variance	Budget
	Pupil							
Grants				-			-	
Charter School Program (CSP) Planning & Implementation				-			-	
Other				-			-	
Other				-			-	
TOTAL REVENUE FROM FEDERAL SOURCES	-	22,072	-	-	66,217	-	-	103,419
LOCAL and OTHER REVENUE								
Contributions and Donations				-			-	
Fundraising				-			-	
Erate Reimbursement		24,370		-	24,370		-	24,370
Earnings on Investments				-			-	
Interest Income				-			-	
Food Service (Income from meals)				-			-	
Text Book				-			-	
OTHER				-			-	
TOTAL REVENUE FROM LOCAL and OTHER SOURCES	-	24,370	-	-	24,370	-	-	24,370
TOTAL REVENUE	-	2,887,117	-	-	2,931,262	-	-	2,968,463

GIRLS PREPARATORY CHARTER SCHOOL OF NEW YORK
Budget / Operating Plan
2017-18

Total Revenue	-	2,887,117	-	-	2,931,262	-	-	2,968,463
Total Expenses	-	2,105,595	-	-	3,005,873	-	-	2,730,478
Net Income	-	781,522	-	-	(74,611)	-	-	237,986
Actual Student Enrollment	-	650	-	-	650	-	-	650

	Prior Year Actual	1st Quarter - 7/1 - 9/30			2nd Quarter - 10/1 - 12/31			3rd Q
	2016-17 Revenue Per Pupil	Original Budget	Revised Budget	Variance	Original Budget	Revised Budget	Variance	Original Budget

EXPENSES

ADMINISTRATIVE STAFF PERSONNEL COSTS

Avg. No. of Positions

Executive Management	-			-			-	
Instructional Management	3.00	91,532		-	106,787		-	91,532
Deans, Directors & Coordinators	11.00	203,204		-	245,615		-	210,528
CFO / Director of Finance	-	-		-	-		-	-
Operation / Business Manager	3.00	59,990		-	69,988		-	59,990
Administrative Staff	6.00	60,620		-	70,724		-	60,620
TOTAL ADMINISTRATIVE STAFF	23.00	415,346	-	-	493,114	-	-	422,669

INSTRUCTIONAL PERSONNEL COSTS

Teachers - Regular	39.00	337,019		-	756,044		-	648,037
Teachers - SPED	12.00	90,660		-	211,539		-	181,319
Substitute Teachers	-	-		-	-		-	-
Teaching Assistants	4.00	19,846		-	46,308		-	39,692
Specialty Teachers	8.00	67,066		-	156,487		-	134,131
Aides	2.00	17,929		-	20,917		-	17,929
Therapists & Counselors	2.00	19,385		-	45,231		-	38,769
Other	-	-		-	-		-	-
TOTAL INSTRUCTIONAL	67.00	551,904	-	-	1,236,525	-	-	1,059,879

NON-INSTRUCTIONAL PERSONNEL COSTS

Nurse	-			-			-	
Librarian	-			-			-	
Custodian	-			-			-	
Security	-			-			-	
Other	0.50	2,144		-	7,503		-	6,431
TOTAL NON-INSTRUCTIONAL	0.50	2,144	-	-	7,503	-	-	6,431

SUBTOTAL PERSONNEL SERVICE COSTS

90.50	-	969,393	-	-	1,737,142	-	-	1,488,979
-------	---	---------	---	---	-----------	---	---	-----------

PAYROLL TAXES AND BENEFITS

GIRLS PREPARATORY CHARTER SCHOOL OF NEW YORK
Budget / Operating Plan
2017-18

Total Revenue	-	2,887,117	-	-	2,931,262	-	-	2,968,463
Total Expenses	-	2,105,595	-	-	3,005,873	-	-	2,730,478
Net Income	-	781,522	-	-	(74,611)	-	-	237,986
Actual Student Enrollment	-	650	-	-	650	-	-	650
	Prior Year Actual	1st Quarter - 7/1 - 9/30			2nd Quarter - 10/1 - 12/31			3rd Q
	2016-17 Revenue Per Pupil	Original Budget	Revised Budget	Variance	Original Budget	Revised Budget	Variance	Original Budget
Payroll Taxes		74,866		-	130,079		-	111,496
Fringe / Employee Benefits		178,967		-	289,945		-	287,855
Retirement / Pension		26,425		-	45,914		-	39,354
TOTAL PAYROLL TAXES AND BENEFITS	-	280,259	-	-	465,937	-	-	438,705
TOTAL PERSONNEL SERVICE COSTS	90.50	1,249,652	-	-	2,203,079	-	-	1,927,684
CONTRACTED SERVICES				-			-	
Accounting / Audit				-			-	
Legal		-		-	-		-	-
Management Company Fee		359,096		-	359,096		-	359,096
Nurse Services		-		-	-		-	-
Food Service / School Lunch		-		-	-		-	-
Payroll Services		9,849		-	9,849		-	9,849
Special Ed Services		-		-	-		-	-
Titlment Services (i.e. Title I)		-		-	-		-	-
Other Purchased / Professional / Consulting		24,088		-	39,640		-	39,640
TOTAL CONTRACTED SERVICES	-	393,033	-	-	408,585	-	-	408,585

GIRLS PREPARATORY CHARTER SCHOOL OF NEW YORK
Budget / Operating Plan
2017-18

Total Revenue	-	2,887,117	-	-	2,931,262	-	-	2,968,463
Total Expenses	-	2,105,595	-	-	3,005,873	-	-	2,730,478
Net Income	-	781,522	-	-	(74,611)	-	-	237,986
Actual Student Enrollment	-	650	-	-	650	-	-	650
	Prior Year Actual	1st Quarter - 7/1 - 9/30			2nd Quarter - 10/1 - 12/31			3rd Quarter
	2016-17	Original	Revised		Original	Revised		Original
	Revenue Per Pupil	Budget	Budget	Variance	Budget	Budget	Variance	Budget
SCHOOL OPERATIONS								
Board Expenses		-		-	-		-	-
Classroom / Teaching Supplies & Materials		28,604		-	28,604		-	28,604
Special Ed Supplies & Materials		1,375		-	1,375		-	1,375
Textbooks / Workbooks		18,375		-	18,375		-	18,375
Supplies & Materials other		-		-	-		-	-
Equipment / Furniture		24,704		-	24,704		-	24,704
Telephone		-		-	-		-	-
Technology		24,895		-	24,895		-	24,895
Student Testing & Assessment		4,355		-	4,355		-	4,355
Field Trips		5,400		-	16,200		-	16,200
Transportation (student)		-		-	-		-	-
Student Services - other		161,631		-	74,028		-	74,028
Office Expense		13,750		-	13,750		-	13,750
Staff Development		78,810		-	78,810		-	78,810
Staff Recruitment		7,831		-	7,831		-	7,831
Student Recruitment / Marketing		-		-	-		-	-
School Meals / Lunch		4,051		-	12,153		-	12,153
Travel (Staff)		2,500		-	2,500		-	2,500
Fundraising		-		-	-		-	-
Other		11,988		-	11,988		-	11,988
TOTAL SCHOOL OPERATIONS	-	388,268	-	-	319,567	-	-	319,567
FACILITY OPERATION & MAINTENANCE								
Insurance		13,642		-	13,642		-	13,642
Janitorial		-		-	-		-	-
Building and Land Rent / Lease / Facility Finance Interest		-		-	-		-	-
Repairs & Maintenance		2,250		-	2,250		-	2,250
Equipment / Furniture				-			-	
Security				-			-	
Utilities				-			-	
TOTAL FACILITY OPERATION & MAINTENANCE	-	15,892	-	-	15,892	-	-	15,892
DEPRECIATION & AMORTIZATION		57,500		-	57,500		-	57,500
RESERVES / CONTINGENCY		1,250		-	1,250		-	1,250

GIRLS PREPARATORY CHARTER SCHOOL OF NEW YORK
Budget / Operating Plan
2017-18

Total Revenue	-	2,887,117	-	-	2,931,262	-	-	2,968,463
Total Expenses	-	2,105,595	-	-	3,005,873	-	-	2,730,478
Net Income	-	781,522	-	-	(74,611)	-	-	237,986
Actual Student Enrollment	-	650	-	-	650	-	-	650
	Prior Year Actual	1st Quarter - 7/1 - 9/30			2nd Quarter - 10/1 - 12/31			3rd Q
	2016-17	Original	Revised		Original	Revised		Original
	Revenue Per	Budget	Budget	Variance	Budget	Budget	Variance	Budget
	Pupil							
TOTAL EXPENSES	-	2,105,595	-	-	3,005,873	-	-	2,730,478
NET INCOME	-	781,522	-	-	(74,611)	-	-	237,986

**GIRLS PREPARATORY CHARTER SCHOOL OF NEW YORK
Budget / Operating Plan
2017-18**

Total Revenue	-	2,887,117	-	-	2,931,262	-	-	2,968,463
Total Expenses	-	2,105,595	-	-	3,005,873	-	-	2,730,478
Net Income	-	781,522	-	-	(74,611)	-	-	237,986
Actual Student Enrollment	-	650	-	-	650	-	-	650

	Prior Year Actual 2016-17 Revenue Per Pupil	1st Quarter - 7/1 - 9/30			2nd Quarter - 10/1 - 12/31			3rd Quarter Original Budget
		Original Budget	Revised Budget	Variance	Original Budget	Revised Budget	Variance	

ENROLLMENT - *School Districts Are Linked To Above Entries*

	Prior Year Actual 2016-17 Revenue Per Pupil	1st Quarter - 7/1 - 9/30			2nd Quarter - 10/1 - 12/31			3rd Quarter Original Budget
		Original Budget	Revised Budget	Variance	Original Budget	Revised Budget	Variance	Original Budget
Number of Districts:	-	1	-	-	1	-	-	1
NYC CHANCELLOR'S OFFICE	-	650	-	-	650	-	-	650
-	-	-	-	-	-	-	-	-
-	-	-	-	-	-	-	-	-
-	-	-	-	-	-	-	-	-
-	-	-	-	-	-	-	-	-
-	-	-	-	-	-	-	-	-
-	-	-	-	-	-	-	-	-
-	-	-	-	-	-	-	-	-
-	-	-	-	-	-	-	-	-
-	-	-	-	-	-	-	-	-
-	-	-	-	-	-	-	-	-
-	-	-	-	-	-	-	-	-
-	-	-	-	-	-	-	-	-
-	-	-	-	-	-	-	-	-
-	-	-	-	-	-	-	-	-
-	-	-	-	-	-	-	-	-
ALL OTHER School Districts: (Weighted Avg)	-	-	-	-	-	-	-	-
TOTAL ENROLLMENT	-	650	-	-	650	-	-	650
REVENUE PER PUPIL	-	4,442	-	-	4,510	-	-	4,567
EXPENSES PER PUPIL	-	3,239	-	-	4,624	-	-	4,201

Total Revenue		-	-	3,177,625	-	-
Total Expenses		-	-	3,807,367	-	-
Net Income		-	-	(629,743)	-	-
Actual Student Enrollment		-	-	650	-	-
		3rd Quarter - 1/1 - 3/31		4th Quarter - 4/1 - 6/30		
		Revised Budget	Variance	Original Budget	Revised Budget	Variance
REVENUE		Please the 'REVISED' Column(s) COMPLETELY BLANK. Selected quarter(s) must be completed on tabs 2, 3 and 4.				
REVENUES FROM STATE SOURCES						
Per Pupil Revenue	2017-18 Per Pupil Rate	25.0%		25.0%	25.0%	
NYC CHANCELLOR'S OFFICE	14,527	-	-	2,360,638	-	-
-	-	-	-	-	-	-
-	-	-	-	-	-	-
-	-	-	-	-	-	-
-	-	-	-	-	-	-
-	-	-	-	-	-	-
-	-	-	-	-	-	-
-	-	-	-	-	-	-
-	-	-	-	-	-	-
-	-	-	-	-	-	-
-	-	-	-	-	-	-
-	-	-	-	-	-	-
-	-	-	-	-	-	-
-	-	-	-	-	-	-
-	-	-	-	-	-	-
-	-	-	-	-	-	-
-	-	-	-	-	-	-
-	-	-	-	-	-	-
-	-	-	-	-	-	-
-	-	-	-	-	-	-
-	-	-	-	-	-	-
-	-	-	-	-	-	-
-	-	-	-	-	-	-
-	-	-	-	-	-	-
ALL OTHER School Districts: (Weighted Avg)	-	-	-	-	-	-
TOTAL Per Pupil Revenue (Weighted Average Per Pupil Funding)	14,527	-	-	2,360,638	-	-
Special Education Revenue				393,537		
Grants						
Stimulus						
DYCD (Department of Youth and Community Development)				86,500		
Other						
NYC DoE Rental Assistance						
Other				194,700		
TOTAL REVENUE FROM STATE SOURCES		-	-	3,035,375	-	-
REVENUE FROM FEDERAL FUNDING						
IDEA Special Needs						
Title I				62,390		
Title Funding - Other				3,828		
School Food Service (Free Lunch)						

Total Revenue	-	-	3,177,625	-	-
Total Expenses	-	-	3,807,367	-	-
Net Income	-	-	(629,743)	-	-
Actual Student Enrollment	-	-	650	-	-
	Quarter - 1/1 - 3/31		4th Quarter - 4/1 - 6/30		
	Revised Budget	Variance	Original Budget	Revised Budget	Variance
Grants					
Charter School Program (CSP) Planning & Implementation		-			-
Other		-			-
Other		-			-
TOTAL REVENUE FROM FEDERAL SOURCES	-	-	66,217	-	-
LOCAL and OTHER REVENUE					
Contributions and Donations		-			-
Fundraising		-			-
Erate Reimbursement		-	24,370		-
Earnings on Investments		-			-
Interest Income		-			-
Food Service (Income from meals)		-			-
Text Book		-	51,663		-
OTHER		-			-
TOTAL REVENUE FROM LOCAL and OTHER SOURCES	-	-	76,033	-	-
TOTAL REVENUE	-	-	3,177,625	-	-

Total Revenue		-	-	3,177,625	-	-
Total Expenses		-	-	3,807,367	-	-
Net Income		-	-	(629,743)	-	-
Actual Student Enrollment		-	-	650	-	-
		Quarter - 1/1 - 3/31		4th Quarter - 4/1 - 6/30		
		Revised		Original	Revised	
		Budget	Variance	Budget	Budget	Variance
EXPENSES						
ADMINISTRATIVE STAFF PERSONNEL COSTS		Avg. No. of Positions				
Executive Management	-	-	-	-	-	-
Instructional Management	3.00	-	146,451	-	-	-
Deans, Directors & Coordinators	11.00	-	252,939	-	-	-
CFO / Director of Finance	-	-	-	-	-	-
Operation / Business Manager	3.00	-	69,988	-	-	-
Administrative Staff	6.00	-	70,724	-	-	-
TOTAL ADMINISTRATIVE STAFF	23.00	-	540,102	-	-	-
INSTRUCTIONAL PERSONNEL COSTS						
Teachers - Regular	39.00	-	1,080,062	-	-	-
Teachers - SPED	12.00	-	302,198	-	-	-
Substitute Teachers	-	-	-	-	-	-
Teaching Assistants	4.00	-	66,154	-	-	-
Specialty Teachers	8.00	-	223,552	-	-	-
Aides	2.00	-	20,917	-	-	-
Therapists & Counselors	2.00	-	64,615	-	-	-
Other	-	-	-	-	-	-
TOTAL INSTRUCTIONAL	67.00	-	1,757,500	-	-	-
NON-INSTRUCTIONAL PERSONNEL COSTS						
Nurse	-	-	-	-	-	-
Librarian	-	-	-	-	-	-
Custodian	-	-	-	-	-	-
Security	-	-	-	-	-	-
Other	0.50	-	7,503	-	-	-
TOTAL NON-INSTRUCTIONAL	0.50	-	7,503	-	-	-
SUBTOTAL PERSONNEL SERVICE COSTS		-	-	2,305,104	-	-
PAYROLL TAXES AND BENEFITS						

Total Revenue		-	-	3,177,625	-	-
Total Expenses		-	-	3,807,367	-	-
Net Income		-	-	(629,743)	-	-
Actual Student Enrollment		-	-	650	-	-
		Quarter - 1/1 - 3/31		4th Quarter - 4/1 - 6/30		
		Revised Budget	Variance	Original Budget	Revised Budget	Variance
Payroll Taxes			-	172,547		-
Fringe / Employee Benefits			-	399,489		-
Retirement / Pension			-	60,903		-
TOTAL PAYROLL TAXES AND BENEFITS		-	-	632,940	-	-
TOTAL PERSONNEL SERVICE COSTS						
	90.50	-	-	2,938,044	-	-
CONTRACTED SERVICES						
Accounting / Audit			-	14,867		-
Legal			-	-		-
Management Company Fee			-	359,096		-
Nurse Services			-	-		-
Food Service / School Lunch			-	-		-
Payroll Services			-	9,849		-
Special Ed Services			-	-		-
Titlement Services (i.e. Title I)			-	-		-
Other Purchased / Professional / Consulting			-	39,640		-
TOTAL CONTRACTED SERVICES		-	-	423,452	-	-

Total Revenue	-	-	3,177,625	-	-
Total Expenses	-	-	3,807,367	-	-
Net Income	-	-	(629,743)	-	-
Actual Student Enrollment	-	-	650	-	-
	Quarter - 1/1 - 3/31		4th Quarter - 4/1 - 6/30		
	Revised Budget	Variance	Original Budget	Revised Budget	Variance
SCHOOL OPERATIONS					
Board Expenses		-	-		-
Classroom / Teaching Supplies & Materials		-	28,604		-
Special Ed Supplies & Materials		-	1,375		-
Textbooks / Workbooks		-	70,038		-
Supplies & Materials other		-	-		-
Equipment / Furniture		-	24,704		-
Telephone		-	-		-
Technology		-	24,895		-
Student Testing & Assessment		-	4,355		-
Field Trips		-	16,200		-
Transportation (student)		-	-		-
Student Services - other		-	74,028		-
Office Expense		-	13,750		-
Staff Development		-	78,810		-
Staff Recruitment		-	7,831		-
Student Recruitment / Marketing		-	-		-
School Meals / Lunch		-	12,153		-
Travel (Staff)		-	2,500		-
Fundraising		-	-		-
Other		-	11,988		-
TOTAL SCHOOL OPERATIONS	-	-	371,230	-	-
FACILITY OPERATION & MAINTENANCE					
Insurance		-	13,642		-
Janitorial		-	-		-
Building and Land Rent / Lease / Facility Finance Interest		-	-		-
Repairs & Maintenance		-	2,250		-
Equipment / Furniture		-	-		-
Security		-	-		-
Utilities		-	-		-
TOTAL FACILITY OPERATION & MAINTENANCE	-	-	15,892	-	-
DEPRECIATION & AMORTIZATION		-	57,500		-
RESERVES / CONTINGENCY		-	1,250		-

Total Revenue	-	-	3,177,625	-	-
Total Expenses	-	-	3,807,367	-	-
Net Income	-	-	(629,743)	-	-
Actual Student Enrollment	-	-	650	-	-
	Quarter - 1/1 - 3/31		4th Quarter - 4/1 - 6/30		
	Revised Budget	Variance	Original Budget	Revised Budget	Variance
TOTAL EXPENSES	-	-	<u>3,807,367</u>	-	-
NET INCOME	-	-	<u>(629,743)</u>	-	-

**GIRLS PREPARATORY CHARTER SCHOOL OF NEW YORK
Budget / Operating Plan**

2017-18

Total Revenue	11,964,467	11,964,467	-	11,964,467	11,964,467
Total Expenses	11,649,312	11,649,312	-	(11,649,312)	(11,649,312)
Net Income	315,154	315,154	-	315,154	315,154
Actual Student Enrollment					
	Total Year			VARIANCE	
	Original Budget	Revised Budget	Variance	Original Budget vs. PY Budget	Revised Budget vs. PY Budget
Grants					
Charter School Program (CSP) Planning & Implementation	-	-	-	-	-
Other	-	-	-	-	-
Other	-	-	-	-	-
TOTAL REVENUE FROM FEDERAL SOURCES	257,926	257,926	-	257,926	257,926
LOCAL and OTHER REVENUE					
Contributions and Donations	-	-	-	-	-
Fundraising	-	-	-	-	-
Erate Reimbursement	97,479	97,479	-	97,479	97,479
Earnings on Investments	-	-	-	-	-
Interest Income	-	-	-	-	-
Food Service (Income from meals)	-	-	-	-	-
Text Book	51,663	51,663	-	51,663	51,663
OTHER	-	-	-	-	-
TOTAL REVENUE FROM LOCAL and OTHER SOURCES	149,142	149,142	-	149,142	149,142
TOTAL REVENUE	11,964,467	11,964,467	-	11,964,467	11,964,467

DESCRIPTION OF ASSUMPTIONS

**GIRLS PREPARATORY CHARTER SCHOOL OF NEW YORK
Budget / Operating Plan**

2017-18

Total Revenue	11,964,467	11,964,467	-	11,964,467	11,964,467
Total Expenses	11,649,312	11,649,312	-	(11,649,312)	(11,649,312)
Net Income	315,154	315,154	-	315,154	315,154

Actual Student Enrollment

	Total Year			VARIANCE	
	Original Budget	Revised Budget	Variance	Original Budget vs. PY Budget	Revised Budget vs. PY Budget

DESCRIPTION OF ASSUMPTIONS

EXPENSES

ADMINISTRATIVE STAFF PERSONNEL COSTS

Avg. No. of Positions

Executive Management	-	-	-	-	-
Instructional Management	3.00	436,302	436,302	-	(436,302)
Deans, Directors & Coordinators	11.00	912,286	912,286	-	(912,286)
CFO / Director of Finance	-	-	-	-	-
Operation / Business Manager	3.00	259,955	259,955	-	(259,955)
Administrative Staff	6.00	262,688	262,688	-	(262,688)
TOTAL ADMINISTRATIVE STAFF	23.00	1,871,231	1,871,231	-	(1,871,231)

INSTRUCTIONAL PERSONNEL COSTS

Teachers - Regular	39.00	2,821,162	2,821,162	-	(2,821,162)
Teachers - SPED	12.00	785,716	785,716	-	(785,716)
Substitute Teachers	-	-	-	-	-
Teaching Assistants	4.00	172,000	172,000	-	(172,000)
Specialty Teachers	8.00	581,236	581,236	-	(581,236)
Aides	2.00	77,693	77,693	-	(77,693)
Therapists & Counselors	2.00	168,000	168,000	-	(168,000)
Other	-	-	-	-	-
TOTAL INSTRUCTIONAL	67.00	4,605,807	4,605,807	-	(4,605,807)

NON-INSTRUCTIONAL PERSONNEL COSTS

Nurse	-	-	-	-	-
Librarian	-	-	-	-	-
Custodian	-	-	-	-	-
Security	-	-	-	-	-
Other	0.50	23,580	23,580	-	(23,580)
TOTAL NON-INSTRUCTIONAL	0.50	23,580	23,580	-	(23,580)

Bus attendants

SUBTOTAL PERSONNEL SERVICE COSTS

90.50	6,500,618	6,500,618	-	(6,500,618)	(6,500,618)
-------	-----------	-----------	---	-------------	-------------

PAYROLL TAXES AND BENEFITS

**GIRLS PREPARATORY CHARTER SCHOOL OF NEW YORK
Budget / Operating Plan**

2017-18

Total Revenue	11,964,467	11,964,467	-	11,964,467	11,964,467
Total Expenses	11,649,312	11,649,312	-	(11,649,312)	(11,649,312)
Net Income	315,154	315,154	-	315,154	315,154

Actual Student Enrollment

	Total Year			VARIANCE	
	Original Budget	Revised Budget	Variance	Original Budget vs. PY Budget	Revised Budget vs. PY Budget
Payroll Taxes	488,988	488,988	-	(488,988)	(488,988)
Fringe / Employee Benefits	1,156,255	1,156,255	-	(1,156,255)	(1,156,255)
Retirement / Pension	172,597	172,597	-	(172,597)	(172,597)
TOTAL PAYROLL TAXES AND BENEFITS	1,817,840	1,817,840	-	(1,817,840)	(1,817,840)
TOTAL PERSONNEL SERVICE COSTS	8,318,458	8,318,458	-	(8,318,458)	(8,318,458)
CONTRACTED SERVICES					
Accounting / Audit	14,867	14,867	-	(14,867)	(14,867)
Legal	-	-	-	-	-
Management Company Fee	1,436,383	1,436,383	-	(1,436,383)	(1,436,383)
Nurse Services	-	-	-	-	-
Food Service / School Lunch	-	-	-	-	-
Payroll Services	39,395	39,395	-	(39,395)	(39,395)
Special Ed Services	-	-	-	-	-
Titlement Services (i.e. Title I)	-	-	-	-	-
Other Purchased / Professional / Consulting	143,009	143,009	-	(143,009)	(143,009)
TOTAL CONTRACTED SERVICES	1,633,653	1,633,653	-	(1,633,653)	(1,633,653)

DESCRIPTION OF ASSUMPTIONS

90.50

GIRLS PREPARATORY CHARTER SCHOOL OF NEW YORK
Budget / Operating Plan

2017-18

Total Revenue	11,964,467	11,964,467	-	11,964,467	11,964,467
Total Expenses	11,649,312	11,649,312	-	(11,649,312)	(11,649,312)
Net Income	315,154	315,154	-	315,154	315,154

Actual Student Enrollment

	Total Year			VARIANCE	
	Original Budget	Revised Budget	Variance	Original Budget vs. PY Budget	Revised Budget vs. PY Budget

DESCRIPTION OF ASSUMPTIONS

SCHOOL OPERATIONS

Board Expenses	-	-	-	-	-
Classroom / Teaching Supplies & Materials	114,415	114,415	-	(114,415)	(114,415)
Special Ed Supplies & Materials	5,500	5,500	-	(5,500)	(5,500)
Textbooks / Workbooks	125,163	125,163	-	(125,163)	(125,163)
Supplies & Materials other	-	-	-	-	-
Equipment / Furniture	98,814	98,814	-	(98,814)	(98,814)
Telephone	-	-	-	-	-
Technology	99,580	99,580	-	(99,580)	(99,580)
Student Testing & Assessment	17,420	17,420	-	(17,420)	(17,420)
Field Trips	54,000	54,000	-	(54,000)	(54,000)
Transportation (student)	-	-	-	-	-
Student Services - other	383,714	383,714	-	(383,714)	(383,714)
Office Expense	55,000	55,000	-	(55,000)	(55,000)
Staff Development	315,240	315,240	-	(315,240)	(315,240)
Staff Recruitment	31,325	31,325	-	(31,325)	(31,325)
Student Recruitment / Marketing	-	-	-	-	-
School Meals / Lunch	40,510	40,510	-	(40,510)	(40,510)
Travel (Staff)	10,000	10,000	-	(10,000)	(10,000)
Fundraising	-	-	-	-	-
Other	47,951	47,951	-	(47,951)	(47,951)
TOTAL SCHOOL OPERATIONS	1,398,632	1,398,632	-	(1,398,632)	(1,398,632)

FACILITY OPERATION & MAINTENANCE

Insurance	54,569	54,569	-	(54,569)	(54,569)
Janitorial	-	-	-	-	-
Building and Land Rent / Lease / Facility Finance Interest	-	-	-	-	-
Repairs & Maintenance	9,000	9,000	-	(9,000)	(9,000)
Equipment / Furniture	-	-	-	-	-
Security	-	-	-	-	-
Utilities	-	-	-	-	-
TOTAL FACILITY OPERATION & MAINTENANCE	63,569	63,569	-	(63,569)	(63,569)

DEPRECIATION & AMORTIZATION

	230,000	230,000	-	(230,000)	(230,000)
--	---------	---------	---	-----------	-----------

RESERVES / CONTINGENCY

	5,000	5,000	-	(5,000)	(5,000)
--	-------	-------	---	---------	---------

**GIRLS PREPARATORY CHARTER SCHOOL OF NEW YORK
Budget / Operating Plan**

2017-18

Total Revenue	11,964,467	11,964,467	-	11,964,467	11,964,467
Total Expenses	11,649,312	11,649,312	-	(11,649,312)	(11,649,312)
Net Income	315,154	315,154	-	315,154	315,154
Actual Student Enrollment					
	Total Year			VARIANCE	
	Original Budget	Revised Budget	Variance	Original Budget vs. PY Budget	Revised Budget vs. PY Budget
TOTAL EXPENSES	<u>11,649,312</u>	<u>11,649,312</u>	-	<u>(11,649,312)</u>	<u>(11,649,312)</u>
NET INCOME	<u>315,154</u>	<u>315,154</u>	-	<u>315,154</u>	<u>315,154</u>

DESCRIPTION OF ASSUMPTIONS

**GIRLS PREPARATORY CHARTER SCHOOL OF NEW YORK
Budget / Operating Plan**

2017-18

Total Revenue	11,964,467	11,964,467	-	11,964,467	11,964,467
Total Expenses	11,649,312	11,649,312	-	(11,649,312)	(11,649,312)
Net Income	315,154	315,154	-	315,154	315,154
Actual Student Enrollment					

Total Year

VARIANCE

Original Budget	Revised Budget	Variance	Original Budget vs. PY Budget	Revised Budget vs. PY Budget
------------------------	-----------------------	-----------------	--------------------------------------	-------------------------------------

DESCRIPTION OF ASSUMPTIONS

ENROLLMENT - *School Districts Are Linked To Above Entries*

Number of Districts:

NYC CHANCELLOR'S OFFICE

-
-
-
-
-
-
-
-
-
-
-
-
-
-
-
-
-
-
-
-

ALL OTHER School Districts: (Weighted Avg)

TOTAL ENROLLMENT

REVENUE PER PUPIL

EXPENSES PER PUPIL

GIRLS PREPARATORY CHARTER SCHOOL OF NEW YORK

ALANCE SHEET

2017-18

Please enter balance sheet data for the Ed Corp
Public Prep Charter School Academies
only on this template.

The balance sheet should include data for
all charter schools operated by the Ed Corp.

	<u>Prior Year</u>	Q1	Q2	Q3	Q4
	<u>2016-17</u>	<u>As of 9/30</u>	<u>As of 12/31</u>	<u>As of 3/31</u>	<u>As of 6/30</u>
<u>ASSETS</u>					
<u>CURRENT ASSETS</u>					
Cash and cash equivalents	-	-	-	-	-
Grants and contracts receivable	-	-	-	-	-
Accounts receivables	-	-	-	-	-
Prepaid Expenses	-	-	-	-	-
Contributions and other receivables	-	-	-	-	-
TOTAL CURRENT ASSETS	-	-	-	-	-
<u>PROPERTY, BUILDING AND EQUIPMENT, net</u>	-	-	-	-	-
<u>OTHER ASSETS</u>	-	-	-	-	-
TOTAL ASSETS	-	-	-	-	-
<u>LIABILITIES AND NET ASSETS</u>					
<u>CURRENT LIABILITIES</u>					
Accounts payable and accrued expenses	-	-	-	-	-
Accrued payroll and benefits	-	-	-	-	-
Deferred Revenue	-	-	-	-	-
Current maturities of long-term debt	-	-	-	-	-
Short Term Debt - Bonds, Notes Payable	-	-	-	-	-
Other	-	-	-	-	-
TOTAL CURRENT LIABILITIES	-	-	-	-	-
<u>LONG-TERM DEBT and NOTES PAYABLE, net current maturities</u>	-	-	-	-	-
TOTAL LIABILITIES	-	-	-	-	-
<u>NET ASSETS</u>					
Unrestricted	-	-	-	-	-
Temporarily restricted	-	-	-	-	-
TOTAL NET ASSETS	-	-	-	-	-
TOTAL LIABILITIES AND NET ASSETS	-	-	-	-	-

GIRLS PREPARATORY CHARTER SCHO
Budget / Operating Pla

2017-18

Total Revenue	-	2,887,117	-	-	2,931,262	-	-
Total Expenses	-	2,105,595	-	-	3,005,873	-	-
Net Income	-	781,522	-	-	(74,611)	-	-
Actual Student Enrollment	-	650	-	-	650	-	-

	1st Quarter - 7/1 - 9/30			2nd Quarter - 10/1 - 12/31			3rd Q
		Current Budget	Variance		Current Budget	Variance	Actual
	Actual	Current Budget	Variance	Actual	Current Budget	Variance	Actual
*NOTE: Enrollment, Revenue and Expenditure Data IN the 'Total and Variance Analysis' Section is Based on LAST ACTUAL Quarter Completed							
Other		-	-		-	-	
Other		-	-		-	-	
TOTAL REVENUE FROM FEDERAL SOURCES	-	22,072	-	-	66,217	-	-
LOCAL and OTHER REVENUE							
Contributions and Donations		-	-		-	-	
Fundraising		-	-		-	-	
Erate Reimbursement		24,370	-		24,370	-	
Earnings on Investments		-	-		-	-	
Interest Income		-	-		-	-	
Food Service (Income from meals)		-	-		-	-	
Text Book		-	-		-	-	
OTHER		-	-		-	-	
TOTAL REVENUE FROM LOCAL and OTHER SOURCES	-	24,370	-	-	24,370	-	-
TOTAL REVENUE	-	2,887,117	-	-	2,931,262	-	-

GIRLS PREPARATORY CHARTER SCHO
Budget / Operating Plan

2017-18

Total Revenue	-	2,887,117	-	-	2,931,262	-	-
Total Expenses	-	2,105,595	-	-	3,005,873	-	-
Net Income	-	781,522	-	-	(74,611)	-	-
Actual Student Enrollment	-	650	-	-	650	-	-

<p>*NOTE: Enrollment, Revenue and Expenditure Data IN the 'Total and Variance Analysis' Section is Based on LAST ACTUAL Quarter Completed</p>	1st Quarter - 7/1 - 9/30			2nd Quarter - 10/1 - 12/31			3rd Quarter
		Current			Current		
	Actual	Budget	Variance	Actual	Budget	Variance	Actual

EXPENSES

ADMINISTRATIVE STAFF PERSONNEL COSTS

	Quarter 0 No. of Positions						
Executive Management	-		-		-		-
Instructional Management	-		91,532		106,787		-
Deans, Directors & Coordinators	-		203,204		245,615		-
CFO / Director of Finance	-		-		-		-
Operation / Business Manager	-		59,990		69,988		-
Administrative Staff	-		60,620		70,724		-
TOTAL ADMINISTRATIVE STAFF	-		415,346		493,114		-

INSTRUCTIONAL PERSONNEL COSTS

Teachers - Regular	-		337,019		756,044		-
Teachers - SPED	-		90,660		211,539		-
Substitute Teachers	-		-		-		-
Teaching Assistants	-		19,846		46,308		-
Specialty Teachers	-		67,066		156,487		-
Aides	-		17,929		20,917		-
Therapists & Counselors	-		19,385		45,231		-
Other	-		-		-		-
TOTAL INSTRUCTIONAL	-		551,904		1,236,525		-

NON-INSTRUCTIONAL PERSONNEL COSTS

Nurse	-		-		-		-
Librarian	-		-		-		-
Custodian	-		-		-		-
Security	-		-		-		-
Other	-		2,144		7,503		-
TOTAL NON-INSTRUCTIONAL	-		2,144		7,503		-

SUBTOTAL PERSONNEL SERVICE COSTS

	-		969,393		1,737,142		-
--	---	--	---------	--	-----------	--	---

PAYROLL TAXES AND BENEFITS

Payroll Taxes		74,866		130,079		-
Fringe / Employee Benefits		178,967		289,945		-
Retirement / Pension		26,425		45,914		-
TOTAL PAYROLL TAXES AND BENEFITS		280,259		465,937		-

GIRLS PREPARATORY CHARTER SCHO
Budget / Operating Pla

2017-18

Total Revenue	-	2,887,117	-	-	2,931,262	-	-
Total Expenses	-	2,105,595	-	-	3,005,873	-	-
Net Income	-	781,522	-	-	(74,611)	-	-
Actual Student Enrollment	-	650	-	-	650	-	-

	1st Quarter - 7/1 - 9/30			2nd Quarter - 10/1 - 12/31			3rd Quarter
		Current			Current		
	Actual	Budget	Variance	Actual	Budget	Variance	
*NOTE: Enrollment, Revenue and Expenditure Data IN the 'Total and Variance Analysis' Section is Based on LAST ACTUAL Quarter Completed							
TOTAL PERSONNEL SERVICE COSTS	-			-	2,203,079	-	-
CONTRACTED SERVICES							
Accounting / Audit		-	-		-	-	
Legal		-	-		-	-	
Management Company Fee		359,096	-		359,096	-	
Nurse Services		-	-		-	-	
Food Service / School Lunch		-	-		-	-	
Payroll Services		9,849	-		9,849	-	
Special Ed Services		-	-		-	-	
Titlement Services (i.e. Title I)		-	-		-	-	
Other Purchased / Professional / Consulting		24,088	-		39,640	-	
TOTAL CONTRACTED SERVICES	-	393,033	-	-	408,585	-	-

GIRLS PREPARATORY CHARTER SCHO
Budget / Operating Plan

2017-18

Total Revenue	-	2,887,117	-	-	2,931,262	-	-
Total Expenses	-	2,105,595	-	-	3,005,873	-	-
Net Income	-	781,522	-	-	(74,611)	-	-
Actual Student Enrollment	-	650	-	-	650	-	-

	1st Quarter - 7/1 - 9/30			2nd Quarter - 10/1 - 12/31			3rd Q
*NOTE: Enrollment, Revenue and Expenditure Data IN the 'Total and Variance Analysis' Section is Based on LAST ACTUAL Quarter Completed	Actual	Current Budget	Variance	Actual	Current Budget	Variance	Actual

SCHOOL OPERATIONS

Board Expenses	-	-	-	-	-	-	-
Classroom / Teaching Supplies & Materials	28,604	-	-	28,604	-	-	-
Special Ed Supplies & Materials	1,375	-	-	1,375	-	-	-
Textbooks / Workbooks	18,375	-	-	18,375	-	-	-
Supplies & Materials other	-	-	-	-	-	-	-
Equipment / Furniture	24,704	-	-	24,704	-	-	-
Telephone	-	-	-	-	-	-	-
Technology	24,895	-	-	24,895	-	-	-
Student Testing & Assessment	4,355	-	-	4,355	-	-	-
Field Trips	5,400	-	-	16,200	-	-	-
Transportation (student)	-	-	-	-	-	-	-
Student Services - other	161,631	-	-	74,028	-	-	-
Office Expense	13,750	-	-	13,750	-	-	-
Staff Development	78,810	-	-	78,810	-	-	-
Staff Recruitment	7,831	-	-	7,831	-	-	-
Student Recruitment / Marketing	-	-	-	-	-	-	-
School Meals / Lunch	4,051	-	-	12,153	-	-	-
Travel (Staff)	2,500	-	-	2,500	-	-	-
Fundraising	-	-	-	-	-	-	-
Other	11,988	-	-	11,988	-	-	-
TOTAL SCHOOL OPERATIONS	-	388,268	-	-	319,567	-	-

FACILITY OPERATION & MAINTENANCE

Insurance	13,642	-	-	13,642	-	-	-
Janitorial	-	-	-	-	-	-	-
Building and Land Rent / Lease / Facility Finance Interest	-	-	-	-	-	-	-
Repairs & Maintenance	2,250	-	-	2,250	-	-	-
Equipment / Furniture	-	-	-	-	-	-	-
Security	-	-	-	-	-	-	-
Utilities	-	-	-	-	-	-	-
TOTAL FACILITY OPERATION & MAINTENANCE	-	15,892	-	-	15,892	-	-

DEPRECIATION & AMORTIZATION

RESERVES / CONTINGENCY	57,500	-	-	57,500	-	-	-
	1,250	-	-	1,250	-	-	-

GIRLS PREPARATORY CHARTER SCHO
Budget / Operating Pla

2017-18

Total Revenue	-	2,887,117	-	-	2,931,262	-	-
Total Expenses	-	2,105,595	-	-	3,005,873	-	-
Net Income	-	781,522	-	-	(74,611)	-	-
Actual Student Enrollment	-	650	-	-	650	-	-

	1st Quarter - 7/1 - 9/30			2nd Quarter - 10/1 - 12/31			3rd Q
*NOTE: Enrollment, Revenue and Expenditure Data IN the 'Total and Variance Analysis' Section is Based on LAST ACTUAL Quarter Completed	Actual	Current Budget	Variance	Actual	Current Budget	Variance	Actual
TOTAL EXPENSES	-	<u>2,105,595</u>	-	-	<u>3,005,873</u>	-	-
NET INCOME	-	<u>781,522</u>	-	-	<u>(74,611)</u>	-	-

GIRLS PREPARATORY CHARTER SCHOOL
Budget / Operating Plan

2017-18

Total Revenue	-	2,887,117	-	-	2,931,262	-	-
Total Expenses	-	2,105,595	-	-	3,005,873	-	-
Net Income	-	781,522	-	-	(74,611)	-	-
Actual Student Enrollment	-	650	-	-	650	-	3rd Q

<p>*NOTE: Enrollment, Revenue and Expenditure Data IN the 'Total and Variance Analysis' Section is Based on LAST ACTUAL Quarter Completed</p>	1st Quarter - 7/1 - 9/30			2nd Quarter - 10/1 - 12/31			3rd Q
	Actual	Current Budget	Variance	Actual	Current Budget	Variance	Actual

ENROLLMENT - *School Districts Are Linked To Above Entries*							
NYC CHANCELLOR'S OFFICE	-	650	-	-	650	-	-
-	-	-	-	-	-	-	-
-	-	-	-	-	-	-	-
-	-	-	-	-	-	-	-
-	-	-	-	-	-	-	-
-	-	-	-	-	-	-	-
-	-	-	-	-	-	-	-
-	-	-	-	-	-	-	-
-	-	-	-	-	-	-	-
-	-	-	-	-	-	-	-
-	-	-	-	-	-	-	-
-	-	-	-	-	-	-	-
-	-	-	-	-	-	-	-
-	-	-	-	-	-	-	-
-	-	-	-	-	-	-	-
-	-	-	-	-	-	-	-
-	-	-	-	-	-	-	-
-	-	-	-	-	-	-	-
-	-	-	-	-	-	-	-
ALL OTHER School Districts: (Count = 0)	-	-	-	-	-	-	-
TOTAL ENROLLMENT	-	650	-	-	650	-	-
REVENUE PER PUPIL	-	4,442	-	-	4,510	-	-
EXPENSES PER PUPIL	-	3,239	-	-	4,624	-	-

COL OF NEW YORK
n

Total Revenue	2,968,463	-	-	3,177,625	-
Total Expenses	2,730,478	-	-	3,807,367	-
Net Income	237,986	-	-	(629,743)	-
Actual Student Enrollment	650	-	-	650	-

<p>*NOTE: Enrollment, Revenue and Expenditure Data IN the 'Total and Variance Analysis' Section is Based on LAST ACTUAL Quarter Completed</p>	Quarter - 1/1 - 3/31		4th Quarter - 4/1 - 6/30		
	Current Budget	Variance	Actual	Current Budget	Variance
	-	-	-	-	-

REVENUE

REVENUES FROM STATE SOURCES

Per Pupil Revenue

CY Per Pupil Rate

NYC CHANCELLOR'S OFFICE

14,527

-

-

-

-

-

-

-

-

-

-

-

-

-

-

-

-

-

-

-

-

-

-

-

-

ALL OTHER School Districts: (Count = 0)

-

TOTAL Per Pupil Revenue (Weighted Average Per Pupil Funding)

14,527

Special Education Revenue

393,537

-

-

-

-

-

-

-

-

-

-

-

-

-

-

-

-

Grants

Stimulus

-

-

-

-

-

-

-

-

-

-

-

-

-

-

-

-

-

-

-

DYCD (Department of Youth and Community Development)

86,500

-

-

-

-

-

-

-

-

-

-

-

-

-

-

-

-

Other

-

-

-

-

-

-

-

-

-

-

-

-

-

-

-

-

-

-

-

-

NYC DoE Rental Assistance

-

-

-

-

-

-

-

-

-

-

-

-

-

-

-

-

-

-

-

-

Other

-

-

-

-

-

-

-

-

-

-

-

-

-

-

-

-

-

-

-

-

TOTAL REVENUE FROM STATE SOURCES

2,840,675

-

-

-

-

-

-

-

-

-

-

-

-

-

-

-

-

REVENUE FROM FEDERAL FUNDING

IDEA Special Needs

37,202

-

-

-

-

-

-

-

-

-

-

-

-

-

-

-

-

Title I

62,390

-

-

-

-

-

-

-

-

-

-

-

-

-

-

-

-

Title Funding - Other

3,828

-

-

-

-

-

-

-

-

-

-

-

-

-

-

-

-

School Food Service (Free Lunch)

-

-

-

-

-

-

-

-

-

-

-

-

-

-

-

-

-

-

-

-

Grants

Charter School Program (CSP) Planning & Implementation

-

-

-

-

-

-

-

-

-

-

-

-

-

-

-

-

-

-

COL OF NEW YORK
n

Total Revenue	2,968,463	-	-	3,177,625	-	
Total Expenses	2,730,478	-	-	3,807,367	-	
Net Income	237,986	-	-	(629,743)	-	
Actual Student Enrollment	650	-	-	650	-	
		Quarter - 1/1 - 3/31		4th Quarter - 4/1 - 6/30		
*NOTE: Enrollment, Revenue and Expenditure Data IN the 'Total and Variance Analysis' Section is Based on LAST ACTUAL Quarter Completed		Current Budget	Variance	Actual	Current Budget	Variance
Other	-	-			-	-
Other	-	-			-	-
TOTAL REVENUE FROM FEDERAL SOURCES	103,419	-		-	66,217	-
LOCAL and OTHER REVENUE						
Contributions and Donations	-	-			-	-
Fundraising	-	-			-	-
Erate Reimbursement	24,370	-			24,370	-
Earnings on Investments	-	-			-	-
Interest Income	-	-			-	-
Food Service (Income from meals)	-	-			-	-
Text Book	-	-			51,663	-
OTHER	-	-			-	-
TOTAL REVENUE FROM LOCAL and OTHER SOURCES	24,370	-		-	76,033	-
TOTAL REVENUE	2,968,463	-		-	3,177,625	-

**BUDGET OF NEW YORK
n**

Total Revenue	2,968,463	-	-	3,177,625	-
Total Expenses	2,730,478	-	-	3,807,367	-
Net Income	237,986	-	-	(629,743)	-
Actual Student Enrollment	650	-	-	650	-

<p>*NOTE: Enrollment, Revenue and Expenditure Data IN the 'Total and Variance Analysis' Section is Based on LAST ACTUAL Quarter Completed</p>	Quarter - 1/1 - 3/31		4th Quarter - 4/1 - 6/30		
	Current Budget	Variance	Actual	Current Budget	Variance

EXPENSES

ADMINISTRATIVE STAFF PERSONNEL COSTS

	Quarter 0 No. of Positions					
Executive Management	-	-	-		-	-
Instructional Management	-	91,532	-		146,451	-
Deans, Directors & Coordinators	-	210,528	-		252,939	-
CFO / Director of Finance	-	-	-		-	-
Operation / Business Manager	-	59,990	-		69,988	-
Administrative Staff	-	60,620	-		70,724	-
TOTAL ADMINISTRATIVE STAFF	-	422,669	-	-	540,102	-

INSTRUCTIONAL PERSONNEL COSTS

Teachers - Regular	-	648,037	-		1,080,062	-
Teachers - SPED	-	181,319	-		302,198	-
Substitute Teachers	-	-	-		-	-
Teaching Assistants	-	39,692	-		66,154	-
Specialty Teachers	-	134,131	-		223,552	-
Aides	-	17,929	-		20,917	-
Therapists & Counselors	-	38,769	-		64,615	-
Other	-	-	-		-	-
TOTAL INSTRUCTIONAL	-	1,059,879	-	-	1,757,500	-

NON-INSTRUCTIONAL PERSONNEL COSTS

Nurse	-	-	-		-	-
Librarian	-	-	-		-	-
Custodian	-	-	-		-	-
Security	-	-	-		-	-
Other	-	6,431	-		7,503	-
TOTAL NON-INSTRUCTIONAL	-	6,431	-	-	7,503	-

SUBTOTAL PERSONNEL SERVICE COSTS

PAYROLL TAXES AND BENEFITS

Payroll Taxes		111,496	-		172,547	-
Fringe / Employee Benefits		287,855	-		399,489	-
Retirement / Pension		39,354	-		60,903	-
TOTAL PAYROLL TAXES AND BENEFITS		438,705	-	-	632,940	-

**IOI OF NEW YORK
n**

Total Revenue	2,968,463	-	-	3,177,625	-
Total Expenses	2,730,478	-	-	3,807,367	-
Net Income	237,986	-	-	(629,743)	-
Actual Student Enrollment	650	-	-	650	-

	Quarter - 1/1 - 3/31			4th Quarter - 4/1 - 6/30		
	*NOTE: Enrollment, Revenue and Expenditure Data IN the 'Total and Variance Analysis' Section is Based on LAST ACTUAL Quarter Completed					
	Current Budget	NEW YORK Variance		Actual	Current Budget	Variance
TOTAL PERSONNEL SERVICE COSTS	-		1,927,684	-	2,938,044	-
CONTRACTED SERVICES						
Accounting / Audit	-	-			14,867	-
Legal	-	-			-	-
Management Company Fee	359,096	-			359,096	-
Nurse Services	-	-			-	-
Food Service / School Lunch	-	-			-	-
Payroll Services	9,849	-			9,849	-
Special Ed Services	-	-			-	-
Titlement Services (i.e. Title I)	-	-			-	-
Other Purchased / Professional / Consulting	39,640	-			39,640	-
TOTAL CONTRACTED SERVICES	408,585	-		-	423,452	-

BUDGET OF NEW YORK

n

Total Revenue	2,968,463	-	-	3,177,625	-
Total Expenses	2,730,478	-	-	3,807,367	-
Net Income	237,986	-	-	(629,743)	-
Actual Student Enrollment	650	-	-	650	-

*NOTE: Enrollment, Revenue and Expenditure Data IN the 'Total and Variance Analysis' Section is Based on LAST ACTUAL Quarter Completed	Quarter - 1/1 - 3/31		4th Quarter - 4/1 - 6/30		
	Current Budget	Variance	Actual	Current Budget	Variance
SCHOOL OPERATIONS					
Board Expenses	-	-		-	-
Classroom / Teaching Supplies & Materials	28,604	-		28,604	-
Special Ed Supplies & Materials	1,375	-		1,375	-
Textbooks / Workbooks	18,375	-		70,038	-
Supplies & Materials other	-	-		-	-
Equipment / Furniture	24,704	-		24,704	-
Telephone	-	-		-	-
Technology	24,895	-		24,895	-
Student Testing & Assessment	4,355	-		4,355	-
Field Trips	16,200	-		16,200	-
Transportation (student)	-	-		-	-
Student Services - other	74,028	-		74,028	-
Office Expense	13,750	-		13,750	-
Staff Development	78,810	-		78,810	-
Staff Recruitment	7,831	-		7,831	-
Student Recruitment / Marketing	-	-		-	-
School Meals / Lunch	12,153	-		12,153	-
Travel (Staff)	2,500	-		2,500	-
Fundraising	-	-		-	-
Other	11,988	-		11,988	-
TOTAL SCHOOL OPERATIONS	319,567	-	-	371,230	-
FACILITY OPERATION & MAINTENANCE					
Insurance	13,642	-		13,642	-
Janitorial	-	-		-	-
Building and Land Rent / Lease / Facility Finance Interest	-	-		-	-
Repairs & Maintenance	2,250	-		2,250	-
Equipment / Furniture	-	-		-	-
Security	-	-		-	-
Utilities	-	-		-	-
TOTAL FACILITY OPERATION & MAINTENANCE	15,892	-	-	15,892	-
DEPRECIATION & AMORTIZATION	57,500	-		57,500	-
RESERVES / CONTINGENCY	1,250	-		1,250	-

SCHOOL OF NEW YORK					
n					
SCHOOL OF NEW YORK					
Total Revenue	2,968,463	-	-	3,177,625	-
Total Expenses	2,730,478	-	-	3,807,367	-
Net Income	237,986	-	-	(629,743)	-
Actual Student Enrollment	650	-	-	650	-
		Quarter - 1/1 - 3/31		4th Quarter - 4/1 - 6/30	
*NOTE: Enrollment, Revenue and Expenditure Data IN the 'Total and Variance Analysis' Section is Based on LAST ACTUAL Quarter Completed		Quarter - 1/1 - 3/31			
		Current		Actual	Current Budget
TOTAL EXPENSES	<u>2,730,478</u>	-	-	<u>3,807,367</u>	-
NET INCOME	<u>237,986</u>	-	-	<u>(629,743)</u>	-

COL OF NEW YORK
n

Total Revenue	2,968,463	-	-	3,177,625	-
Total Expenses	2,730,478	-	-	3,807,367	-
Net Income	237,986	-	-	(629,743)	-
Actual Student Enrollment	Quarter - 1/1 - 3/31 650	-	-	650	-

*NOTE: Enrollment, Revenue and Expenditure Data IN the 'Total and Variance Analysis' Section is Based on LAST ACTUAL Quarter Completed	Quarter - 1/1 - 3/31		4th Quarter - 4/1 - 6/30		
	Current			Current	
	Budget	Variance	Actual	Budget	Variance

ENROLLMENT - *School Districts Are Linked To Above Entries*					
NYC CHANCELLOR'S OFFICE	650	-	-	650	-
-	-	-	-	-	-
-	-	-	-	-	-
-	-	-	-	-	-
-	-	-	-	-	-
-	-	-	-	-	-
-	-	-	-	-	-
-	-	-	-	-	-
-	-	-	-	-	-
-	-	-	-	-	-
-	-	-	-	-	-
-	-	-	-	-	-
-	-	-	-	-	-
-	-	-	-	-	-
-	-	-	-	-	-
-	-	-	-	-	-
-	-	-	-	-	-
ALL OTHER School Districts: (Count = 0)	-	-	-	-	-
TOTAL ENROLLMENT	650	-	-	650	-
REVENUE PER PUPIL	4,567	-	-	4,889	-
EXPENSES PER PUPIL	4,201	-	-	5,857	-

GIRLS PREPARATORY CHARTER SCHOOL OF NEW YORK
Budget / Operating Plan

2017-18

Total Revenue	-	-	-	11,964,467	(11,964,467)	-	-	11,964,467
Total Expenses	-	-	-	11,649,312	11,649,312	-	-	11,649,312
Net Income	-	-	-	315,154	(315,154)	-	-	315,154
Actual Student Enrollment	-	-	-			-	-	

TOTALS AND VARIANCE ANALYSIS

***NOTE: Enrollment, Revenue and Expenditure Data IN the 'Total and Variance Analysis' Section is Based on LAST ACTUAL Quarter Completed**

	Actual	Current Budget (Current Quarter)	Actual vs. Current Budget	Current Budget - TY	Actual vs. Current Budget TY	Original Budget (Current Quarter)	Actual vs. Original Budget	Original Budget - TY
Other	-	-	-	-	-	-	-	-
Other	-	-	-	-	-	-	-	-
TOTAL REVENUE FROM FEDERAL SOURCES	-	-	-	257,926	(257,926)	-	-	257,926
LOCAL and OTHER REVENUE								
Contributions and Donations	-	-	-	-	-	-	-	-
Fundraising	-	-	-	-	-	-	-	-
Erate Reimbursement	-	-	-	97,479	(97,479)	-	-	97,479
Earnings on Investments	-	-	-	-	-	-	-	-
Interest Income	-	-	-	-	-	-	-	-
Food Service (Income from meals)	-	-	-	-	-	-	-	-
Text Book	-	-	-	51,663	(51,663)	-	-	51,663
OTHER	-	-	-	-	-	-	-	-
TOTAL REVENUE FROM LOCAL and OTHER SOURCES	-	-	-	149,142	(149,142)	-	-	149,142
TOTAL REVENUE	-	-	-	11,964,467	(11,964,467)	-	-	11,964,467

GIRLS PREPARATORY CHARTER SCHOOL OF NEW YORK
Budget / Operating Plan

2017-18

Total Revenue	-	-	-	11,964,467	(11,964,467)	-	-	11,964,467
Total Expenses	-	-	-	11,649,312	11,649,312	-	-	11,649,312
Net Income	-	-	-	315,154	(315,154)	-	-	315,154
Actual Student Enrollment	-	-	-			-	-	

***NOTE: Enrollment, Revenue and Expenditure Data IN the 'Total and Variance Analysis' Section is Based on LAST ACTUAL Quarter Completed**

TOTALS AND VARIANCE ANALYSIS

Actual	Current Budget (Current Quarter)	Actual vs. Current Budget	Current Budget - TY	Actual vs. Current Budget TY	Original Budget (Current Quarter)	Actual vs. Original Budget	Original Budget - TY
--------	----------------------------------	---------------------------	---------------------	------------------------------	-----------------------------------	----------------------------	----------------------

EXPENSES

ADMINISTRATIVE STAFF PERSONNEL COSTS

Quarter 0
No. of Positions

Executive Management	-	-	-	-	-	-	-	-
Instructional Management	-	-	-	436,302	436,302	-	-	436,302
Deans, Directors & Coordinators	-	-	-	912,286	912,286	-	-	912,286
CFO / Director of Finance	-	-	-	-	-	-	-	-
Operation / Business Manager	-	-	-	259,955	259,955	-	-	259,955
Administrative Staff	-	-	-	262,688	262,688	-	-	262,688
TOTAL ADMINISTRATIVE STAFF	-	-	-	1,871,231	1,871,231	-	-	1,871,231

INSTRUCTIONAL PERSONNEL COSTS

Teachers - Regular	-	-	-	2,821,162	2,821,162	-	-	2,821,162
Teachers - SPED	-	-	-	785,716	785,716	-	-	785,716
Substitute Teachers	-	-	-	-	-	-	-	-
Teaching Assistants	-	-	-	172,000	172,000	-	-	172,000
Specialty Teachers	-	-	-	581,236	581,236	-	-	581,236
Aides	-	-	-	77,693	77,693	-	-	77,693
Therapists & Counselors	-	-	-	168,000	168,000	-	-	168,000
Other	-	-	-	-	-	-	-	-
TOTAL INSTRUCTIONAL	-	-	-	4,605,807	4,605,807	-	-	4,605,807

NON-INSTRUCTIONAL PERSONNEL COSTS

Nurse	-	-	-	-	-	-	-	-
Librarian	-	-	-	-	-	-	-	-
Custodian	-	-	-	-	-	-	-	-
Security	-	-	-	-	-	-	-	-
Other	-	-	-	23,580	23,580	-	-	23,580
TOTAL NON-INSTRUCTIONAL	-	-	-	23,580	23,580	-	-	23,580

SUBTOTAL PERSONNEL SERVICE COSTS

	-	-	-	6,500,618	6,500,618	-	-	6,500,618
--	---	---	---	-----------	-----------	---	---	-----------

PAYROLL TAXES AND BENEFITS

Payroll Taxes	-	-	-	488,988	488,988	-	-	488,988
Fringe / Employee Benefits	-	-	-	1,156,255	1,156,255	-	-	1,156,255
Retirement / Pension	-	-	-	172,597	172,597	-	-	172,597
TOTAL PAYROLL TAXES AND BENEFITS	-	-	-	1,817,840	1,817,840	-	-	1,817,840

GIRLS PREPARATORY CHARTER SCHOOL OF NEW YORK
Budget / Operating Plan

2017-18

Total Revenue	-	-	-	11,964,467	(11,964,467)	-	-	11,964,467
Total Expenses	-	-	-	11,649,312	11,649,312	-	-	11,649,312
Net Income	-	-	-	315,154	(315,154)	-	-	315,154
Actual Student Enrollment	-	-	-			-	-	

TOTALS AND VARIANCE ANALYSIS

***NOTE: Enrollment, Revenue and Expenditure Data IN the 'Total and Variance Analysis' Section is Based on LAST ACTUAL Quarter Completed**

	Actual	Current Budget (Current Quarter)	Actual vs. Current Budget	Current Budget - TY	Actual vs. Current Budget TY	Original Budget (Current Quarter)	Actual vs. Original Budget	Original Budget - TY
TOTAL PERSONNEL SERVICE COSTS	-	-	-	8,318,458	8,318,458	-	-	8,318,458
CONTRACTED SERVICES								
Accounting / Audit	-	-	-	14,867	14,867	-	-	14,867
Legal	-	-	-	-	-	-	-	-
Management Company Fee	-	-	-	1,436,383	1,436,383	-	-	1,436,383
Nurse Services	-	-	-	-	-	-	-	-
Food Service / School Lunch	-	-	-	-	-	-	-	-
Payroll Services	-	-	-	39,395	39,395	-	-	39,395
Special Ed Services	-	-	-	-	-	-	-	-
Titlement Services (i.e. Title I)	-	-	-	-	-	-	-	-
Other Purchased / Professional / Consulting	-	-	-	143,009	143,009	-	-	143,009
TOTAL CONTRACTED SERVICES	-	-	-	1,633,653	1,633,653	-	-	1,633,653

GIRLS PREPARATORY CHARTER SCHOOL OF NEW YORK
Budget / Operating Plan

2017-18

Total Revenue	-	-	-	11,964,467	(11,964,467)	-	-	11,964,467
Total Expenses	-	-	-	11,649,312	11,649,312	-	-	11,649,312
Net Income	-	-	-	315,154	(315,154)	-	-	315,154
Actual Student Enrollment	-	-	-			-	-	

***NOTE: Enrollment, Revenue and Expenditure Data IN the 'Total and Variance Analysis' Section is Based on LAST ACTUAL Quarter Completed**

TOTALS AND VARIANCE ANALYSIS

	Actual	Current Budget (Current Quarter)	Actual vs. Current Budget	Current Budget - TY	Actual vs. Current Budget TY	Original Budget (Current Quarter)	Actual vs. Original Budget	Original Budget - TY
SCHOOL OPERATIONS								
Board Expenses	-	-	-	-	-	-	-	-
Classroom / Teaching Supplies & Materials	-	-	-	114,415	114,415	-	-	114,415
Special Ed Supplies & Materials	-	-	-	5,500	5,500	-	-	5,500
Textbooks / Workbooks	-	-	-	125,163	125,163	-	-	125,163
Supplies & Materials other	-	-	-	-	-	-	-	-
Equipment / Furniture	-	-	-	98,814	98,814	-	-	98,814
Telephone	-	-	-	-	-	-	-	-
Technology	-	-	-	99,580	99,580	-	-	99,580
Student Testing & Assessment	-	-	-	17,420	17,420	-	-	17,420
Field Trips	-	-	-	54,000	54,000	-	-	54,000
Transportation (student)	-	-	-	-	-	-	-	-
Student Services - other	-	-	-	383,714	383,714	-	-	383,714
Office Expense	-	-	-	55,000	55,000	-	-	55,000
Staff Development	-	-	-	315,240	315,240	-	-	315,240
Staff Recruitment	-	-	-	31,325	31,325	-	-	31,325
Student Recruitment / Marketing	-	-	-	-	-	-	-	-
School Meals / Lunch	-	-	-	40,510	40,510	-	-	40,510
Travel (Staff)	-	-	-	10,000	10,000	-	-	10,000
Fundraising	-	-	-	-	-	-	-	-
Other	-	-	-	47,951	47,951	-	-	47,951
TOTAL SCHOOL OPERATIONS	-	-	-	1,398,632	1,398,632	-	-	1,398,632
FACILITY OPERATION & MAINTENANCE								
Insurance	-	-	-	54,569	54,569	-	-	54,569
Janitorial	-	-	-	-	-	-	-	-
Building and Land Rent / Lease / Facility Finance Interest	-	-	-	-	-	-	-	-
Repairs & Maintenance	-	-	-	9,000	9,000	-	-	9,000
Equipment / Furniture	-	-	-	-	-	-	-	-
Security	-	-	-	-	-	-	-	-
Utilities	-	-	-	-	-	-	-	-
TOTAL FACILITY OPERATION & MAINTENANCE	-	-	-	63,569	63,569	-	-	63,569
DEPRECIATION & AMORTIZATION	-	-	-	230,000	230,000	-	-	230,000
RESERVES / CONTINGENCY	-	-	-	5,000	5,000	-	-	5,000

GIRLS PREPARATORY CHARTER SCHOOL OF NEW YORK
Budget / Operating Plan

2017-18

Total Revenue	-	-	-	11,964,467	(11,964,467)	-	-	11,964,467
Total Expenses	-	-	-	11,649,312	11,649,312	-	-	11,649,312
Net Income	-	-	-	315,154	(315,154)	-	-	315,154
Actual Student Enrollment	-	-	-			-	-	

TOTALS AND VARIANCE ANALYSIS

*NOTE: Enrollment, Revenue and Expenditure Data IN the 'Total and Variance Analysis' Section is Based on LAST ACTUAL Quarter Completed

	Actual	Current Budget (Current Quarter)	Actual vs. Current Budget	Current Budget - TY	Actual vs. Current Budget TY	Original Budget (Current Quarter)	Actual vs. Original Budget	Original Budget - TY
TOTAL EXPENSES	-	-	-	<u>11,649,312</u>	<u>11,649,312</u>	-	-	<u>11,649,312</u>
NET INCOME	-	-	-	<u>315,154</u>	<u>(315,154)</u>	-	-	<u>315,154</u>

GIRLS PREPARATORY CHARTER SCHOOL OF NEW YORK
Budget / Operating Plan

2017-18

Total Revenue	-	-	-	11,964,467	(11,964,467)	-	-	11,964,467
Total Expenses	-	-	-	11,649,312	11,649,312	-	-	11,649,312
Net Income	-	-	-	315,154	(315,154)	-	-	315,154
Actual Student Enrollment	-	-	-	-	-	-	-	-

TOTALS AND VARIANCE ANALYSIS

***NOTE: Enrollment, Revenue and Expenditure Data IN the 'Total and Variance Analysis' Section is Based on LAST ACTUAL Quarter Completed**

Actual	Current Budget (Current Quarter)	Actual vs. Current Budget	Current Budget - TY	Actual vs. Current Budget TY	Original Budget (Current Quarter)	Actual vs. Original Budget	Original Budget -
--------	----------------------------------	---------------------------	---------------------	------------------------------	-----------------------------------	----------------------------	-------------------

ENROLLMENT - *School Districts Are Linked To Above Entries*

*** Enrollment Data Based on Last Actual Quarter Completed**

NYC CHANCELLOR'S OFFICE	-	-	-		-	-	
-	-	-	-		-	-	
-	-	-	-		-	-	
-	-	-	-		-	-	
-	-	-	-		-	-	
-	-	-	-		-	-	
-	-	-	-		-	-	
-	-	-	-		-	-	
-	-	-	-		-	-	
-	-	-	-		-	-	
-	-	-	-		-	-	
-	-	-	-		-	-	
-	-	-	-		-	-	
-	-	-	-		-	-	
-	-	-	-		-	-	
-	-	-	-		-	-	
-	-	-	-		-	-	
-	-	-	-		-	-	
-	-	-	-		-	-	
ALL OTHER School Districts: (Count = 0)	-	-	-		-	-	
TOTAL ENROLLMENT	-	-	-		-	-	
REVENUE PER PUPIL	-	-	-		-	-	
EXPENSES PER PUPIL	-	-	-		-	-	

Total Revenue	(11,964,467)	-	-
Total Expenses	11,649,312	-	-
Net Income	(315,154)	-	-
Actual Student Enrollment		-	-

***NOTE: Enrollment, Revenue and Expenditure Data IN the 'Total and Variance Analysis' Section is Based on LAST ACTUAL Quarter Completed**

Actual vs. Original Budget TY	TY / No. of COMPLETED Actual CY Quarters	Actual CY vs. Actual PY
--------------------------------------	---	--------------------------------

REVENUE

REVENUES FROM STATE SOURCES

Per Pupil Revenue

CY Per Pupil Rate

NYC CHANCELLOR'S OFFICE

14,527

(9,442,550)	-	-
-------------	---	---

-

-

-	-	-
---	---	---

-

-

-	-	-
---	---	---

-

-

-	-	-
---	---	---

-

-

-	-	-
---	---	---

-

-

-	-	-
---	---	---

-

-

-	-	-
---	---	---

-

-

-	-	-
---	---	---

-

-

-	-	-
---	---	---

-

-

-	-	-
---	---	---

-

-

-	-	-
---	---	---

-

-

-	-	-
---	---	---

-

-

-	-	-
---	---	---

-

-

-	-	-
---	---	---

-

-

-	-	-
---	---	---

-

-

-	-	-
---	---	---

-

-

-	-	-
---	---	---

-

-

-	-	-
---	---	---

-

-

-	-	-
---	---	---

-

-

-	-	-
---	---	---

-

-

-	-	-
---	---	---

-

-

-	-	-
---	---	---

-

-

-	-	-
---	---	---

-

-

-	-	-
---	---	---

-

-

-	-	-
---	---	---

-

-

-	-	-
---	---	---

-

-

-	-	-
---	---	---

-

-

-	-	-
---	---	---

-

-

-	-	-
---	---	---

-

-

-	-	-
---	---	---

-

-

-	-	-
---	---	---

-

-

-	-	-
---	---	---

-

-

-	-	-
---	---	---

-

-

-	-	-
---	---	---

-

-

-	-	-
---	---	---

Total Revenue	(11,964,467)	-	-
Total Expenses	11,649,312	-	-
Net Income	(315,154)	-	-
Actual Student Enrollment		-	-
<p>*NOTE: Enrollment, Revenue and Expenditure Data IN the 'Total and Variance Analysis' Section is Based on LAST ACTUAL Quarter Completed</p>			
	Actual vs. Original Budget TY	TY / No. of COMPLETED Actual CY Quarters	Actual CY vs. Actual PY
Other	-	-	-
Other	-	-	-
TOTAL REVENUE FROM FEDERAL SOURCES	(257,926)	-	-
LOCAL and OTHER REVENUE			
Contributions and Donations	-	-	-
Fundraising	-	-	-
Erate Reimbursement	(97,479)	-	-
Earnings on Investments	-	-	-
Interest Income	-	-	-
Food Service (Income from meals)	-	-	-
Text Book	(51,663)	-	-
OTHER	-	-	-
TOTAL REVENUE FROM LOCAL and OTHER SOURCES	(149,142)	-	-
TOTAL REVENUE	(11,964,467)	-	-

Total Revenue	(11,964,467)	-	-
Total Expenses	11,649,312	-	-
Net Income	(315,154)	-	-
Actual Student Enrollment		-	-

***NOTE: Enrollment, Revenue and Expenditure Data IN the 'Total and Variance Analysis' Section is Based on LAST ACTUAL Quarter Completed**

Actual vs. Original Budget TY	TY / No. of COMPLETED Actual CY Quarters	Actual CY vs. Actual PY
--------------------------------------	---	--------------------------------

EXPENSES

ADMINISTRATIVE STAFF PERSONNEL COSTS

Quarter 0
No. of Positions

Executive Management	-	-	-	-
Instructional Management	-	436,302	-	-
Deans, Directors & Coordinators	-	912,286	-	-
CFO / Director of Finance	-	-	-	-
Operation / Business Manager	-	259,955	-	-
Administrative Staff	-	262,688	-	-
TOTAL ADMINISTRATIVE STAFF	-	1,871,231	-	-

INSTRUCTIONAL PERSONNEL COSTS

Teachers - Regular	-	2,821,162	-	-
Teachers - SPED	-	785,716	-	-
Substitute Teachers	-	-	-	-
Teaching Assistants	-	172,000	-	-
Specialty Teachers	-	581,236	-	-
Aides	-	77,693	-	-
Therapists & Counselors	-	168,000	-	-
Other	-	-	-	-
TOTAL INSTRUCTIONAL	-	4,605,807	-	-

NON-INSTRUCTIONAL PERSONNEL COSTS

Nurse	-	-	-	-
Librarian	-	-	-	-
Custodian	-	-	-	-
Security	-	-	-	-
Other	-	23,580	-	-
TOTAL NON-INSTRUCTIONAL	-	23,580	-	-

SUBTOTAL PERSONNEL SERVICE COSTS

-	6,500,618	-	-
---	-----------	---	---

PAYROLL TAXES AND BENEFITS

Payroll Taxes	488,988	-	-
Fringe / Employee Benefits	1,156,255	-	-
Retirement / Pension	172,597	-	-
TOTAL PAYROLL TAXES AND BENEFITS	1,817,840	-	-

ORK

Total Revenue		(11,964,467)	-	-
Total Expenses		11,649,312	-	-
Net Income		(315,154)	-	-
Actual Student Enrollment			-	-
<p style="text-align: center;">*NOTE: Enrollment, Revenue and Expenditure Data IN the 'Total and Variance Analysis' Section is Based on LAST ACTUAL Quarter Completed</p>				
		Actual vs. Original Budget TY	TY / No. of COMPLETED Actual CY Quarters	Actual CY vs. Actual PY
TOTAL PERSONNEL SERVICE COSTS	-	8,318,458	-	-
CONTRACTED SERVICES				
Accounting / Audit		14,867	-	-
Legal		-	-	-
Management Company Fee		1,436,383	-	-
Nurse Services		-	-	-
Food Service / School Lunch		-	-	-
Payroll Services		39,395	-	-
Special Ed Services		-	-	-
Titlement Services (i.e. Title I)		-	-	-
Other Purchased / Professional / Consulting		143,009	-	-
TOTAL CONTRACTED SERVICES		1,633,653	-	-

Total Revenue	(11,964,467)	-	-
Total Expenses	11,649,312	-	-
Net Income	(315,154)	-	-
Actual Student Enrollment		-	-
<p>*NOTE: Enrollment, Revenue and Expenditure Data IN the 'Total and Variance Analysis' Section is Based on LAST ACTUAL Quarter Completed</p>			
	Actual vs. Original Budget TY	TY / No. of COMPLETED Actual CY Quarters	Actual CY vs. Actual PY
SCHOOL OPERATIONS			
Board Expenses	-	-	-
Classroom / Teaching Supplies & Materials	114,415	-	-
Special Ed Supplies & Materials	5,500	-	-
Textbooks / Workbooks	125,163	-	-
Supplies & Materials other	-	-	-
Equipment / Furniture	98,814	-	-
Telephone	-	-	-
Technology	99,580	-	-
Student Testing & Assessment	17,420	-	-
Field Trips	54,000	-	-
Transportation (student)	-	-	-
Student Services - other	383,714	-	-
Office Expense	55,000	-	-
Staff Development	315,240	-	-
Staff Recruitment	31,325	-	-
Student Recruitment / Marketing	-	-	-
School Meals / Lunch	40,510	-	-
Travel (Staff)	10,000	-	-
Fundraising	-	-	-
Other	47,951	-	-
TOTAL SCHOOL OPERATIONS	1,398,632	-	-
FACILITY OPERATION & MAINTENANCE			
Insurance	54,569	-	-
Janitorial	-	-	-
Building and Land Rent / Lease / Facility Finance Interest	-	-	-
Repairs & Maintenance	9,000	-	-
Equipment / Furniture	-	-	-
Security	-	-	-
Utilities	-	-	-
TOTAL FACILITY OPERATION & MAINTENANCE	63,569	-	-
DEPRECIATION & AMORTIZATION	230,000	-	-
RESERVES / CONTINGENCY	5,000	-	-

'ORK

'ORK			
Total Revenue	(11,964,467)	-	-
Total Expenses	11,649,312	-	-
Net Income	(315,154)	-	-
Actual Student Enrollment		-	-
<p>*NOTE: Enrollment, Revenue and Expenditure Data IN the 'Total and Variance Analysis' Section is Based on LAST ACTUAL Quarter Completed</p>			
	Actual vs. Original Budget TY	TY / No. of COMPLETED Actual CY Quarters	Actual CY vs. Actual PY
TOTAL EXPENSES	11,649,312	=	=
NET INCOME	(315,154)	-	-

'ORK	-
------	---

Total Revenue	(11,964,467)	-	-
Total Expenses	11,649,312	-	-
Net Income	(315,154)	-	-
Actual Student Enrollment		-	

*NOTE: Enrollment, Revenue and Expenditure Data IN the 'Total and Variance Analysis' Section is Based on LAST ACTUAL Quarter Completed	Actual vs. Original Budget TY	TY / No. of COMPLETED Actual CY Quarters	Actual CY vs. Actual PY
---	--------------------------------------	---	--------------------------------

ENROLLMENT - *School Districts Are Linked To Above Entries*			
NYC CHANCELLOR'S OFFICE		-	-
-		-	-
-		-	-
-		-	-
-		-	-
-		-	-
-		-	-
-		-	-
-		-	-
-		-	-
-		-	-
-		-	-
-		-	-
-		-	-
-		-	-
-		-	-
-		-	-
ALL OTHER School Districts: (Count = 0)		-	-
TOTAL ENROLLMENT		-	-
REVENUE PER PUPIL		-	-
EXPENSES PER PUPIL		-	-



Annual Report Requirement
for SUNY Authorized Charter Schools
GIRLS PREPARATORY CHARTER SCHOOL OF NEW YORK
2017-18

Administrative
expenditures per pupil:

\$0.00

Per NYS Statute

Administrative expenditures per pupil: the sum of all general administration salaries and other general administration expenditures divided by the total number of enrolled students. Employee benefit costs or expenditures should not be reported here.

***NOTE: THIS TAB ONLY NEEDS TO BE COMPLETED FOR Q4**

Disclosure of Financial Interest by a Current or Proposed Charter School Education Corporation Trustee

Trustee Name:

Paul Vermylen

Name of Charter School Education Corporation (for an unmerged school, this is the Charter School Name):

Public Prep Network

1. List all positions held on the education corporation board (e.g., president, treasurer, parent representative).

2. Is the trustee an employee of any school operated by the Education Corporation?
 Yes No

If **Yes**, for each school, please provide a description of the position(s) you hold, your responsibilities, your salary and your start date.

3. Is the trustee an employee or agent of the management company or institutional partner of the charter school(s) governed by the Education Corporation?
 Yes No

If **Yes**, for each school, please provide a description of the position(s) you hold, your responsibilities, your salary and your start date.

4. Identify each interest/transaction (and provide the requested information) that you or any of your immediate family members or any persons who live with you in your house have held or engaged in with the charter school(s) governed by the Education Corporation during the time you have served on the board, and in the six-month period prior to such service. If there has been no such financial interest or transaction, write **None**. Please note that if you answered **Yes** to Questions 2-4 above, you need not disclose again your employment status, salary, etc.

Date(s)	Nature of Financial Interest/Transaction	Steps taken to avoid a conflict of interest, (e.g., did not vote, did not participate in discussion)	Name of person holding interest or engaging in transaction and relationship to yourself

<p><i>Please write "None" if applicable. Do not leave this space blank.</i></p> <p>NONE</p>

5. Identify each individual, business, corporation, union association, firm, partnership, committee proprietorship, franchise holding company, joint stock company, business or real estate trust, non-profit organization, or other organization or group of people doing business with the school(s) governed by the Education Corporation **and** in which such entity, during the time of your tenure as a trustee, you and/or your immediate family member(s) or person(s) living in your house had a financial interest or other relationship. If you are a member, director, officer or employee of an organization formally partnered with the school(s) that is/are doing business with the school(s) through a management or services agreement, please identify only the name of the organization, your position in the organization, and the relationship between such organization and the school(s). If there was no financial interest, write **None**.

Organization conducting business with the school(s)	Nature of business conducted	Approximate value of the business conducted	Name of Trustee and/or immediate family member of household holding an interest in the organization conducting business with the school(s) and the nature of the interest	Steps Taken to Avoid Conflict of Interest
<p><i>Please write "None" if applicable. Do not leave this space blank.</i></p> <p>NONE</p>				

Signature _____

Date _____

Please note that this document is considered a public record and as such, may be made available to members of the public upon request under the Freedom of Information Law. Personal contact information provided below will be redacted.

Business Telephone: _____

Business Address: _____

E-mail Address: _____ vermylen@kestrelenergypartners.com _____

Home Telephone: _____ 631-421-2711 _____

Home Address: _____

Disclosure of Financial Interest by a Current or Proposed Charter School Education Corporation Trustee

Trustee Name:

_____ Laura Weil _____

Name of Charter School Education Corporation (for an unmerged school, this is the Charter School Name):

_____ Public Prep Network _____

1. List all positions held on the education corporation board (e.g., president, treasurer, parent representative).

2. Is the trustee an employee of any school operated by the Education Corporation?
 ___ Yes ___ No

If **Yes**, for each school, please provide a description of the position(s) you hold, your responsibilities, your salary and your start date.

3. Is the trustee an employee or agent of the management company or institutional partner of the charter school(s) governed by the Education Corporation?
 ___ Yes ___ No

If **Yes**, for each school, please provide a description of the position(s) you hold, your responsibilities, your salary and your start date.

4. Identify each interest/transaction (and provide the requested information) that you or any of your immediate family members or any persons who live with you in your house have held or engaged in with the charter school(s) governed by the Education Corporation during the time you have served on the board, and in the six-month period prior to such service. If there has been no such financial interest or transaction, write **None**. Please note that if you answered **Yes** to Questions 2-4 above, you need not disclose again your employment status, salary, etc.

Date(s)	Nature of Financial Interest/Transaction	Steps taken to avoid a conflict of interest, (e.g., did not vote, did not participate in discussion)	Name of person holding interest or engaging in transaction and relationship to yourself

<p><i>Please write "None" if applicable. Do not leave this space blank.</i></p> <p>NONE</p>

5. Identify each individual, business, corporation, union association, firm, partnership, committee proprietorship, franchise holding company, joint stock company, business or real estate trust, non-profit organization, or other organization or group of people doing business with the school(s) governed by the Education Corporation **and** in which such entity, during the time of your tenure as a trustee, you and/or your immediate family member(s) or person(s) living in your house had a financial interest or other relationship. If you are a member, director, officer or employee of an organization formally partnered with the school(s) that is/are doing business with the school(s) through a management or services agreement, please identify only the name of the organization, your position in the organization, and the relationship between such organization and the school(s). If there was no financial interest, write **None**.

Organization conducting business with the school(s)	Nature of business conducted	Approximate value of the business conducted	Name of Trustee and/or immediate family member of household holding an interest in the organization conducting business with the school(s) and the nature of the interest	Steps Taken to Avoid Conflict of Interest
<p><i>Please write "None" if applicable. Do not leave this space blank.</i></p> <p>NONE</p>				

Signature _____

Date _____

Please note that this document is considered a public record and as such, may be made available to members of the public upon request under the Freedom of Information Law. Personal contact information provided below will be redacted.

Business Telephone: _____

Business Address: _____

E-mail Address: _____ laura.weil@gmail.com _____

Home Telephone: _____ 917-257-0179 _____

Home Address: _____

Disclosure of Financial Interest by a Current or Proposed Charter School Education Corporation Trustee

Trustee Name:

Boykin Curry

Name of Charter School Education Corporation (for an unmerged school, this is the Charter School Name):

Public Prep Network

1. List all positions held on the education corporation board (e.g., president, treasurer, parent representative).

2. Is the trustee an employee of any school operated by the Education Corporation?
 Yes **No**

If **Yes**, for each school, please provide a description of the position(s) you hold, your responsibilities, your salary and your start date.

3. Is the trustee an employee or agent of the management company or institutional partner of the charter school(s) governed by the Education Corporation?
 Yes **No**

If **Yes**, for each school, please provide a description of the position(s) you hold, your responsibilities, your salary and your start date.

4. Identify each interest/transaction (and provide the requested information) that you or any of your immediate family members or any persons who live with you in your house have held or engaged in with the charter school(s) governed by the Education Corporation during the time you have served on the board, and in the six-month period prior to such service. If there has been no such financial interest or transaction, write **None**. Please note that if you answered **Yes** to Questions 2-4 above, you need not disclose again your employment status, salary, etc.

Date(s)	Nature of Financial Interest/Transaction	Steps taken to avoid a conflict of interest, (e.g., did not vote, did not participate in discussion)	Name of person holding interest or engaging in transaction and relationship to yourself

<p><i>Please write "None" if applicable. Do not leave this space blank.</i></p> <p>NONE</p>

5. Identify each individual, business, corporation, union association, firm, partnership, committee proprietorship, franchise holding company, joint stock company, business or real estate trust, non-profit organization, or other organization or group of people doing business with the school(s) governed by the Education Corporation **and** in which such entity, during the time of your tenure as a trustee, you and/or your immediate family member(s) or person(s) living in your house had a financial interest or other relationship. If you are a member, director, officer or employee of an organization formally partnered with the school(s) that is/are doing business with the school(s) through a management or services agreement, please identify only the name of the organization, your position in the organization, and the relationship between such organization and the school(s). If there was no financial interest, write **None**.

Organization conducting business with the school(s)	Nature of business conducted	Approximate value of the business conducted	Name of Trustee and/or immediate family member of household holding an interest in the organization conducting business with the school(s) and the nature of the interest	Steps Taken to Avoid Conflict of Interest
<p><i>Please write "None" if applicable. Do not leave this space blank.</i></p> <p>NONE</p>				

 Signature Date

Please note that this document is considered a public record and as such, may be made available to members of the public upon request under the Freedom of Information Law. Personal contact information provided below will be redacted.

Business Telephone: _____

Business Address: _____

E-mail Address: Boykincurry4@gmail.com

Home Telephone: 212-293-4040

Home Address: _____

**Disclosure of Financial Interest by a Current or Proposed Charter School
Education Corporation Trustee**

Trustee Name:
Nicole Greene

**Name of Charter School Education Corporation (for an unmerged school, this is
the Charter School Name):**
PublicPrep

1. List all positions held on the education corporation board (e.g., president, treasurer, parent representative).

2. Is the trustee an employee of any school operated by the Education Corporation?
 Yes X No

If **Yes**, for each school, please provide a description of the position(s) you hold, your responsibilities, your salary and your start date.

3. Is the trustee an employee or agent of the management company or institutional partner of the charter school(s) governed by the Education Corporation?
 Yes X No

If **Yes**, for each school, please provide a description of the position(s) you hold, your responsibilities, your salary and your start date.

4. Identify each interest/transaction (and provide the requested information) that you or any of your immediate family members or any persons who live with you in your house have held or engaged in with the charter school(s) governed by the Education Corporation during the time you have served on the board, and in the six-month period prior to such service. If there has been no such financial interest or transaction, write **None**. Please note that if you answered **Yes** to Questions 2-4 above, you need not disclose again your employment status, salary, etc.

Date(s)	Nature of Financial Interest/Transaction	Steps taken to avoid a conflict of interest, (e.g., did not vote, did not participate in discussion)	Name of person holding interest or engaging in transaction and relationship to yourself

<p>none Please write "None" if applicable. Do not leave this space blank.</p>

5. Identify each individual, business, corporation, union association, firm, partnership, committee proprietorship, franchise holding company, joint stock company, business or real estate trust, non-profit organization, or other organization or group of people doing business with the school(s) governed by the Education Corporation **and** in which such entity, during the time of your tenure as a trustee, you and/or your immediate family member(s) or person(s) living in your house had a financial interest or other relationship. If you are a member, director, officer or employee of an organization formally partnered with the school(s) that is/are doing business with the school(s) through a management or services agreement, please identify only the name of the organization, your position in the organization, and the relationship between such organization and the school(s). If there was no financial interest, write **None**.

Organization conducting business with the school(s)	Nature of business conducted	Approximate value of the business conducted	Name of Trustee and/or immediate family member of household holding an interest in the organization conducting business with the school(s) and the nature of the interest	Steps Taken to Avoid Conflict of Interest
<p>none Please write "None" if applicable. Do not leave this space blank.</p>				

DocuSigned by:

 Signature _____ Date 8/1/2017

Please note that this document is considered a public record and as such, may be made available to members of the public upon request under the Freedom of Information Law. Personal contact information provided below will be redacted.

9177837302
Business Telephone: _____
 none

Business Address: _____
 nicolekgreene@gmail.com

E-mail Address: _____

9177837302
Home Telephone: _____

240 park avenue south, apt 4a, ny ny 10003
Home Address: _____

**Disclosure of Financial Interest by a Current or Proposed Charter School
Education Corporation Trustee**

Trustee Name:

Lauren Frank

Name of Charter School Education Corporation (for an unmerged school, this is the Charter School Name):

Public Prep Academies

1. List all positions held on the education corporation board (e.g., president, treasurer, parent representative).

2. Is the trustee an employee of any school operated by the Education Corporation?
 Yes **No**

If **Yes**, for each school, please provide a description of the position(s) you hold, your responsibilities, your salary and your start date.

3. Is the trustee an employee or agent of the management company or institutional partner of the charter school(s) governed by the Education Corporation?
 Yes **No**

If **Yes**, for each school, please provide a description of the position(s) you hold, your responsibilities, your salary and your start date.

4. Identify each interest/transaction (and provide the requested information) that you or any of your immediate family members or any persons who live with you in your house have held or engaged in with the charter school(s) governed by the Education Corporation during the time you have served on the board, and in the six-month period prior to such service. If there has been no such financial interest or transaction, write **None**. Please note that if you answered **Yes** to Questions 2-4 above, you need not disclose again your employment status, salary, etc.

Date(s)	Nature of Financial Interest/Transaction	Steps taken to avoid a conflict of interest, (e.g., did not vote, did not participate in discussion)	Name of person holding interest or engaging in transaction and relationship to yourself

Please write "None" if applicable. Do not leave this space blank.

5. Identify each individual, business, corporation, union association, firm, partnership, committee proprietorship, franchise holding company, joint stock company, business or real estate trust, non-profit organization, or other organization or group of people doing business with the school(s) governed by the Education Corporation **and** in which such entity, during the time of your tenure as a trustee, you and/or your immediate family member(s) or person(s) living in your house had a financial interest or other relationship. If you are a member, director, officer or employee of an organization formally partnered with the school(s) that is/are doing business with the school(s) through a management or services agreement, please identify only the name of the organization, your position in the organization, and the relationship between such organization and the school(s). If there was no financial interest, write **None**.

Organization conducting business with the school(s)	Nature of business conducted	Approximate value of the business conducted	Name of Trustee and/or immediate family member of household holding an interest in the organization conducting business with the school(s) and the nature of the interest	Steps Taken to Avoid Conflict of Interest
Please write "None" if applicable. Do not leave this space blank.				

DocuSigned by:

 0691F358CA28460...
 7/31/2017

Signature _____ Date _____

Please note that this document is considered a public record and as such, may be made available to members of the public upon request under the Freedom of Information Law. Personal contact information provided below will be redacted.

Business Telephone: 2122775618 _____

Business Address: 152 west 57th Street NY NY 10019 _____

E-mail Address: 1rfrank@vinprs.com _____

Home Telephone: 212 2233898 _____

Home Address: 555 Park Avenue, NY NY 10065 _____

Disclosure of Financial Interest by a Current or Proposed Charter School Education Corporation Trustee

Trustee Name:

Virginia Ramsay Lyons

Name of Charter School Education Corporation (for an unmerged school, this is the Charter School Name):

Public Prep Academies

1. List all positions held on the education corporation board (e.g., president, treasurer, parent representative).

board member

2. Is the trustee an employee of any school operated by the Education Corporation?
 Yes No

If Yes, for each school, please provide a description of the position(s) you hold, your responsibilities, your salary and your start date.

3. Is the trustee an employee or agent of the management company or institutional partner of the charter school(s) governed by the Education Corporation?
 Yes No

If Yes, for each school, please provide a description of the position(s) you hold, your responsibilities, your salary and your start date.

4. Identify each interest/transaction (and provide the requested information) that you or any of your immediate family members or any persons who live with you in your house have held or engaged in with the charter school(s) governed by the Education Corporation during the time you have served on the board, and in the six-month period prior to such service. If there has been no such financial interest or transaction, write **None**. Please note that if you answered **Yes** to Questions 2-4 above, you need not disclose again your employment status, salary, etc.

NONE

Date(s)	Nature of Financial Interest/Transaction	Steps taken to avoid a conflict of interest, (e.g., did not vote, did not participate in discussion)	Name of person holding interest or engaging in transaction and relationship to yourself

Please write "None" if applicable. Do not leave this space blank.

5. Identify each individual, business, corporation, union association, firm, partnership, committee proprietorship, franchise holding company, joint stock company, business or real estate trust, non-profit organization, or other organization or group of people doing business with the school(s) governed by the Education Corporation **and** in which such entity, during the time of your tenure as a trustee, you and/or your immediate family member(s) or person(s) living in your house had a **financial** interest or other relationship. If you are a member, director, officer or **employee** of an organization formally partnered with the school(s) that is/are doing business with the school(s) through a management or services agreement, please identify only the name of the organization, your position in the organization, and the relationship between such organization and the school(s). If there was no financial interest, write None.

Organization conducting business with the school(s)	Nature of business conducted	Approximate value of the business conducted	Name of Trustee and/or immediate family member of household holding an interest in the organization conducting business with the school(s) and the nature of the interest	Steps Taken to Avoid Conflict of Interest
<p>Please write "None" if applicable. Do not leave this space blank.</p> <p>NONE</p>				

Signature *[Handwritten Signature]*

Date 6/21/17

Please note that this document is considered a public record and as such, may be made available to members of the public upon request under the Freedom of Information Law. Personal contact information provided below will be redacted.

Business Telephone: _____

Business Address: _____

E-mail Address: ramseyneale@gmail.com

Home Telephone: _____

Home Address: _____

Disclosure of Financial Interest by a Current or Proposed Charter School Education Corporation Trustee

Trustee Name:

H. MELVIN MING

Name of Charter School Education Corporation (for an unmerged school, this is the Charter School Name):

Public Prep

1. List all positions held on the education corporation board (e.g., president, treasurer, parent representative).

Trustee / Director

2. Is the trustee an employee of any school operated by the Education Corporation?
 Yes No

If Yes, for each school, please provide a description of the position(s) you hold, your responsibilities, your salary and your start date.

3. Is the trustee an employee or agent of the management company or institutional partner of the charter school(s) governed by the Education Corporation?

Yes No

If Yes, for each school, please provide a description of the position(s) you hold, your responsibilities, your salary and your start date.

4. Identify each interest/transaction (and provide the requested information) that you or any of your immediate family members or any persons who live with you in your house have held or engaged in with the charter school(s) governed by the Education Corporation during the time you have served on the board, and in the six-month period prior to such service. If there has been no such financial interest or transaction, write **None**. Please note that if you answered **Yes** to Questions 2-4 above, you need not disclose again your employment status, salary, etc.

Date(s)	Nature of Financial Interest/Transaction	Steps taken to avoid a conflict of interest, (e.g., did not vote, did not participate in discussion)	Name of person holding interest or engaging in transaction and relationship to yourself

Please write "None" if applicable. Do not leave this space blank.

None →

5. Identify each individual, business, corporation, union association, firm, partnership, committee proprietorship, franchise holding company, joint stock company, business or real estate trust, non-profit organization, or other organization or group of people doing business with the school(s) governed by the Education Corporation **and** in which such entity, during the time of your tenure as a trustee, you and/or your immediate family member(s) or person(s) living in your house had a financial interest or other relationship. If you are a member, director, officer or employee of an organization formally partnered with the school(s) that is/are doing business with the school(s) through a management or services agreement, please identify only the name of the organization, your position in the organization, and the relationship between such organization and the school(s). If there was no financial interest, write None.

Organization conducting business with the school(s)	Nature of business conducted	Approximate value of the business conducted	Name of Trustee and/or immediate family member of household holding an interest in the organization conducting business with the school(s) and the nature of the interest	Steps Taken to Avoid Conflict of Interest
Please write "None" if applicable. Do not leave this space blank.				
→	-	None	→	→

Matthew King
 Signature

July 19, 2017
 Date

Please note that this document is considered a public record and as such, may be made available to members of the public upon request under the Freedom of Information Law. Personal contact information provided below will be redacted.

Business Telephone: _____

Business Address: _____

E-mail Address: *malming2@outlook.com*

Home Telephone: *(410) 917 539 0353*

Home Address: *945 Pine Forest Lane, Upper Marlboro MD 20774*

Disclosure of Financial Interest by a Current or Proposed Charter School Education Corporation Trustee

Trustee Name:

Eric Grannis

Name of Charter School Education Corporation (for an unmerged school, this is the Charter School Name):

Public Prep Academies Charter School

1. List all positions held on the education corporation board (e.g., president, treasurer, parent representative).

2. Is the trustee an employee of any school operated by the Education Corporation?
 Yes **No**

If **Yes**, for each school, please provide a description of the position(s) you hold, your responsibilities, your salary and your start date.

3. Is the trustee an employee or agent of the management company or institutional partner of the charter school(s) governed by the Education Corporation?
 Yes **No**

If **Yes**, for each school, please provide a description of the position(s) you hold, your responsibilities, your salary and your start date.

4. Identify each interest/transaction (and provide the requested information) that you or any of your immediate family members or any persons who live with you in your house have held or engaged in with the charter school(s) governed by the Education Corporation during the time you have served on the board, and in the six-month period prior to such service. If there has been no such financial interest or transaction, write **None**. Please note that if you answered **Yes** to Questions 2-4 above, you need not disclose again your employment status, salary, etc.

Date(s)	Nature of Financial Interest/Transaction	Steps taken to avoid a conflict of interest, (e.g., did not vote, did not participate in discussion)	Name of person holding interest or engaging in transaction and relationship to yourself

None	<i>Please write "None" if applicable. Do not leave this space blank.</i>		
------	--	--	--

5. Identify each individual, business, corporation, union association, firm, partnership, committee proprietorship, franchise holding company, joint stock company, business or real estate trust, non-profit organization, or other organization or group of people doing business with the school(s) governed by the Education Corporation **and** in which such entity, during the time of your tenure as a trustee, you and/or your immediate family member(s) or person(s) living in your house had a financial interest or other relationship. If you are a member, director, officer or employee of an organization formally partnered with the school(s) that is/are doing business with the school(s) through a management or services agreement, please identify only the name of the organization, your position in the organization, and the relationship between such organization and the school(s). If there was no financial interest, write **None**.

Organization conducting business with the school(s)	Nature of business conducted	Approximate value of the business conducted	Name of Trustee and/or immediate family member of household holding an interest in the organization conducting business with the school(s) and the nature of the interest	Steps Taken to Avoid Conflict of Interest
None <i>Please write "None" if applicable. Do not leave this space blank.</i>				

Eric Grannis

7/19/2017

Signature

Date

Please note that this document is considered a public record and as such, may be made available to members of the public upon request under the Freedom of Information Law. Personal contact information provided below will be redacted.

212 903-1025

Business Telephone: _____

Business Address: _____
 Law Offices of Eric Grannis, 11 Broadway, Suite 615, NY, NY 10026

E-mail Address: egrannis@grannislaw.com

212 744-0917

Home Telephone: _____

Home Address: _____
 1400 Fifth Avenue, #THC1, NY, NY 10026



Entry 9 BOT Table

Last updated: 07/25/2017

(tab across or use scroll bar at bottom of table)

1. Current Board Member Information

	Trustee Name	Email Addresses	Position on the Board	Committee Affiliations	Voting Member Per By-Laws? (Y/N)	Area of Expertise, and/or Additional Role at School (parent, staff member, etc.)	Number of Terms Served and Length of Each (Include election date and term expiration)	Number of Board Mtgs Attended during 2016-17?
1	Boykin Curry	Boykincurry4@gmail.com	Chair/Board President		Yes			
2	Lauren Frank	laurenfrank@gmail.com	Chair/Board President		Yes			
3	Eric Grannis	egrannis@grannislaw.com			Yes			
4	Nicole Greene	nicolekgreene@gmail.com			Yes			
5	Ramsey Lyons	ramseyneale@gmail.com			Yes			
		ming.						

6	Melvin Ming	melvin@gmail.com			Yes			
7	Paul Vermynen	pavermynen@gmail.com			Yes			
8	Laura Weil	laura.weil@gmail.com			Yes			
9								
10								
11								
12								
13								
14								
15								
16								
17								
18								
19								
20								

2. Total Number of Members on June 30, 2016 8

3. Total Number of Members Joining the Board 2016-17 School Year 0

4. Total Number of Members Departing the Board during the 2016-17 School Year 0

5. Number of Voting Members 8
**2016-17, as set by the by-laws,
resolution or minutes**

6. Number of Board Meetings 12
**Conducted in the 2016-17 School
Year**

7. Number of Board Meetings 12
**Scheduled for the [2017-18](#)
School Year**

Thank you.



Entry 11 Enrollment and Retention of Special Populations

Created: 07/24/2017 • Last updated: 08/01/2017

Instructions for Reporting Enrollment and Retention Strategies

Describe the efforts the charter school has made in 2016-2017 toward meeting targets to attract and retain enrollment of students with disabilities, English language learners, and students who are economically disadvantaged. In addition, describe the school’s plans for meeting or making progress toward meeting its enrollment and retention targets in 2017-2018.

Recruitment/Attraction Efforts Toward Meeting Targets

	Describe Efforts Toward Meeting Recruitment Targets 2016-17)	Describe Plans Toward Meeting Recruitment Targets 2017-18)
Economically Disadvantaged	<p>Girls Prep Lower East Side continues to ensure that we are attracting, retaining, and serving economically disadvantaged populations. Specifically:</p> <ul style="list-style-type: none"> - We advertise and market Girls Prep Lower East Side in areas throughout New York City that have a known high-needs population such as New York City Housing Authority (NYCHA) developments, NYCHA Head Start programs, and neighborhood after-school programs. - We provide enrollment priority to high-need populations via NYCHA preference, defined as Students who reside in selected NYCHA Housing Developments will be awarded “NYCHA” preference at the time of the lottery. - We engage with local Community-Based Organizations to advertise Girls Prep Lower East Side and seek partnership opportunities throughout the school year. - Throughout the recruitment season, we communicate the services and staff we have in place for a high needs population, such as a Director of Student and Family Affairs, an Assistant Director of Student and Family Affairs, a Family Coordinator, free MetroCards, subsidized school uniforms, financial planning workshops throughout the school year, and the opportunity to open a NYS 529 college saving account with a yearly 	<p>Girls Prep Lower East Side will continue to ensure that we are attracting, retaining, and serving economically disadvantaged populations. Specifically:</p> <ul style="list-style-type: none"> - Advertising and marketing Girls Prep Lower East Side in areas throughout New York City that have a known high-needs population such as New York City Housing Authority (NYCHA) developments, NYCHA Head Start programs, and neighborhood after-school programs. - Providing enrollment priority to high-need populations via NYCHA preference, defined as Students who reside in selected NYCHA Housing Developments will be awarded “NYCHA” preference at the time of the lottery. - Engaging with local Community-Based Organizations to advertise Girls Prep Bronx and seek partnership opportunities throughout the school year. - Communicating the services and staff we have in place for a high needs population, such as a Director of Student and Family Affairs, an Assistant Director of Student and Family Affairs, a Family Coordinator, free MetroCards, subsidized school uniforms, financial planning workshops throughout the school year, and the opportunity to open a NYS 529 college saving account with a yearly

	contribution from the school.	contribution from the school.
English Language Learners	<p>Our recruitment practices, communications, and marketing efforts demonstrate our commitment to increasing enrollment and serving English language learners. Specifically:</p> <ul style="list-style-type: none"> - We delivered applications and informational materials to neighborhood Head Starts that serve the highest need population. - All marketing materials, advertisements, our website, presentations, and lottery applications, as well as all school communications, are produced in Spanish and English. - Home visits are conducted for currently enrolled and entering students in English and Spanish. Home language surveys are conducted at these visits. - Girls Prep Lower East Side has an ELL Coordinator, bilingual staff members, and multi-lingual communication capacity at all school events. 	<ul style="list-style-type: none"> - We will continue to produce marketing and informational materials in languages other than English and Spanish, in order to improve recruitment and outreach efforts in local neighborhoods that have concentrations of families that speak other languages than English or Spanish.
Students with Disabilities	<ul style="list-style-type: none"> - Our marketing materials and presentations explicitly state that we are inclusive and that we provide a continuum of special education programs and related services in order to meet the needs of our students. - We delivered lottery applications and informational materials to neighborhood Head Starts that serve the highest need populations, as well as presented to parents at select locations that gave us the opportunity. 	<p>Girls Prep Lower East Side will continue to ensure that we are attracting, retaining, and serving students with disabilities. Specifically:</p> <ul style="list-style-type: none"> - Explicitly stating in our marketing materials and presentations that we are an inclusive school environment that provides and continuum of special education programs to our scholars. - Delivering lottery applications and informational materials to neighborhood Head Starts that serve the highest need populations, as well as presenting to parents at select locations that give us the opportunity.

Retention Efforts Toward Meeting Targets

	Describe Efforts Toward Meeting Retention Targets 2016-17)	Describe Plans Toward Meeting Retention Targets 2017-18)
	<ul style="list-style-type: none"> - The enrollment process includes early distribution and retrieval of the free and reduced priced lunch applications, with a 100% collection goal. We carefully track the number of families who receive free and 	<ul style="list-style-type: none"> - We will also continue to make improvements as necessary to ensure the collection of 100% of students' meal program

Economically Disadvantaged	<p>reduced priced lunches and families who have not returned meal program applications so that improvements can be made to the school's collection process.</p> <ul style="list-style-type: none"> - Families are introduced to the lunch program and application for free and reduced priced lunch as well as other special food programs. 	<p>applications.</p> <ul style="list-style-type: none"> - Girls Prep Lower East Side will continue to glean its high-needs populace via an early collection of free and reduced priced lunch forms, with a goal of 100% retrieval.
English Language Learners	<p>Girls Prep Lower East Side is an inclusive school and actively seeks to recruit and serve English Language Learners (ELL).</p> <ul style="list-style-type: none"> - The school has a talented ELL Specialist who provides services to students and provides teachers and families with ELL resources and strategies to support students. - Instruction focuses on helping students develop their speaking, listening, reading, and writing skills by providing our students with frequent feedback, enhancing students' vocabularies, and immersing students in language and story-telling. - Our ELL Coordinator provides support to students using a push-in model so students maintain access to the traditional reader's and writer's workshops with additional scaffolding and support as needed. - Beginner-level ELLs receive additional pull-out services to strengthen foundational language skills and vocabulary. 	<p>Girls Prep Lower East Side will continue to provide staffing whose role is to provide excellent service to ELL scholars and families. Instruction will remain focused on helping scholars develop their speaking, reading, and writing skills. Staff will continue to receive professional development focused on developing skills to meet the needs of our ELL scholars.</p>
Students with Disabilities	<ul style="list-style-type: none"> - Girls Prep Lower East Side has talented Learning Specialists who help oversee services and assist teachers and families with the Individualized Education Plan (IEP) process. - Inclusive classrooms are called Collaborative Team Teaching Classrooms (CTT). Two teachers lead CTT classrooms, one is special education certified and the other is certified in general education. CTT classrooms use all six co-teaching models, including parallel teaching, team teaching, one teach/one observe, one teach/one assist, station-teaching, and alternative teaching. - We use flexible grouping so that students work with both teachers and with both special education and general education students. - Our school is a member of the NYC Charter School Special Education Collaborative, where staff members can access professional development and resources for 	<p>Through our enrollment process, we will continue to implement systems for early and accurate identification of students with special education needs. Subsequently, the school will administer early intervention services.</p>

instruction.



Entry 12 Classroom Teacher and Administrator Attrition

Created: 07/28/2017 • Last updated: 07/31/2017

Report changes in teacher and administrator staffing.

Instructions for completing the Classroom Teacher and Administrator Attrition Tables

Charter schools must complete the two tables named 2016-2017 Classroom Teacher and Administrator Attrition to report changes in teacher and administrator staffing in 2016-2017. Please provide the full time equivalent (FTE) of staff on June 30, 2016; the FTE for any departed staff from July 1, 2016 through June 30, 2017; the FTE for added staff from July 1, 2016 through June 30, 2017; and the FTE of staff added in newly created positions from July 1, 2016 through June 30, 2017 using the two tables provided.

Classroom Teacher Attrition Table

	FTE Classroom Teachers on June 30, 2016	FTE Classroom Teachers Departed 7/1/16 - 6/30/17	FTE Classroom Teachers Filling Vacant Positions 7/1/16 - 6/30/17	FTE Classroom Teachers Added in New Positions 7/1/16 - 6/30/17	FTE of Classroom Teachers on June 30, 2017
	69	9	0	0	60

Administrator Position Attrition Table

	FTE Administrative Positions on June 30, 2016	FTE Administrators Departed 7/1/16 - 6/30/17	FTE Administrators Filling Vacant Positions 7/1/16 - 6/30/17	FTE Administrators Added in New Positions 7/1/16 - 6/30/17	FTE Administrative Positions on June 30, 2017
	13	4	1	0	9

Thank you

2017-2018

Public Preparatory Network Academic Year Calendar

Version Date: 4/26/17

FINAL CALENDAR

180 Total Instructional Days

July						
Su	M	Tu	W	Th	F	Sa
						1
2	3	4	5	6	7	8
9	10	11	12	13	14	15
16	17	18	19	20	21	22
23	24	25	26	27	28	29
30	31					

0 Instructional Days

July 4: Independence Day
July 17-21: School Leadership
Retreat

August						
Su	M	Tu	W	Th	F	Sa
		1	2	3	4	5
6	7	8	9	10	11	12
13	14	15	16	17	18	19
20	21	22	23	24	25	26
27	28	29	30	31		

4 Instructional Days

Aug 7: First Day for New Staff
Aug 14: First Day for All Staff
Aug 18: Network-wide Day
Aug 28: First day of school

September						
Su	M	Tu	W	Th	F	Sa
					1	2
3	4	5	6	7	8	9
10	11	12	13	14	15	16
17	18	19	20	21	22	23
24	25	26	27	28	29	30

20 Instructional Days

Sept 4: Labor Day

October						
Su	M	Tu	W	Th	F	Sa
1	2	3	4	5	6	7
8	9	10	11	12	13	14
15	16	17	18	19	20	21
22	23	24	25	26	27	28
29	30	31				

21 Instructional Days

November						
Su	M	Tu	W	Th	F	Sa
			1	2	3	4
5	6	7	8	9	10	11
12	13	14	15	16	17	18
19	20	21	22	23	24	25
26	27	28	29	30		

18 Instructional Days

December						
Su	M	Tu	W	Th	F	Sa
					1	2
3	4	5	6	7	8	9
10	11	12	13	14	15	16
17	18	19	20	21	22	23
24	25	26	27	28	29	30

10 Instructional Days

Oct 9: Indigenous Peoples' Day

Nov 7: Election Day/ Network Day

Nov 10: Veterans Day Observed

Nov 22: End of Trimester 1

Nov 23-24: Thanksgiving Recess

Dec 7: No School- Family -Teacher Conference #1

Dec 18-Dec 29: Winter Recess

January						
Su	M	Tu	W	Th	F	Sa
	1	2	3	4	5	6
7	8	9	10	11	12	13
14	15	16	17	18	19	20
21	22	23	24	25	26	27
28	29	30	31			

21 Instructional Days

Jan 1: New Year's Day

Jan 15: MLK Day

February						
Su	M	Tu	W	Th	F	Sa
				1	2	3
4	5	6	7	8	9	10
11	12	13	14	15	16	17
18	19	20	21	22	23	24
25	26	27	28			

14 Instructional Days

Feb 19-23: Midwinter Recess

Feb 16: Network-wide Data Day

March						
Su	M	Tu	W	Th	F	Sa
				1	2	3
4	5	6	7	8	9	10
11	12	13	14	15	16	17
18	19	20	21	22	23	24
25	26	27	28	29	30	31

20 Instructional Days

March 9: End of Trimester 2

March 22: No School- Family-Teacher Conference #2

March 30-Apr 2: Spring Recess

April						
Su	M	Tu	W	Th	F	Sa
1	2	3	4	5	6	7
8	9	10	11	12	13	14
15	16	17	18	19	20	21
22	23	24	25	26	27	28
29	30					

20 Instructional Days

April 2: Spring Recess

April 11-13: NYS ELA Test

April 16-18: NYS ELA Makeups

May						
Su	M	Tu	W	Th	F	Sa
		1	2	3	4	5
6	7	8	9	10	11	12
13	14	15	16	17	18	19
20	21	22	23	24	25	26
27	28	29	30	31		

17 Instructional Days

May 1-3: NYS Math Test

May 4-9: NYS Math Makeups

May 14-18: May Recess

May 23-June 1: NYS Science Test

May 28: Memorial Day

June						
Su	M	Tu	W	Th	F	Sa
					1	2
3	4	5	6	7	8	9
10	11	12	13	14	15	16
17	18	19	20	21	22	23
24	25	26	27	28	29	30

15 Instructional Days

June 4: NYS Science Written Test

June 7: Chancellor's Day

June TBD: Algebra I Regents

June 22: Last day for students (Early Dimissal)

May 29-June 1: College and Career
Week

June 25: 8th Grade Graduation
June 26: Last day for staff