



Entry 1 School Information

Created: 06/21/2017 • Last updated: 07/31/2017

Please be advised that you will need to complete this cover page (including signatures) before all of the other tasks assigned to you by your authorizer are visible on your task page. While completing this task, please ensure that you select the correct authorizer (**as of June 30, 2017**) or you may not be assigned the correct tasks.

a. SCHOOL NAME AND BEDS# GRAND CONCOURSE ACADEMY CS (SUNY Trustees)

(Select name from the drop down menu)

b. CHARTER AUTHORIZER SUNY-Authorized Charter School

(For technical reasons, please re-select authorizer name from the drop down menu).

c. DISTRICT / CSD OF LOCATION NYC CSD 8

d1. SCHOOL INFORMATION

	PRIMARY ADDRESS	PHONE NUMBER	FAX NUMBER	EMAIL ADDRESS
	925 Hutchinson River Pkwy Bronx, NY 10465	718-590-1300	718-590-1065	ivictor@gcacs.org

d2. PHONE CONTACT NUMBER FOR AFTER HOURS EMERGENCIES

Contact Name	Ira Victor
Title	Principal
Emergency Phone Number (###-###-####)	646-957-3915

e. SCHOOL WEB ADDRESS (URL) www.gcacs.org

f. DATE OF INITIAL CHARTER 07/2004

g. DATE FIRST OPENED FOR INSTRUCTION 09/2004

i. TOTAL ENROLLMENT ON JUNE 30, 2017 536

j. GRADES SERVED IN SCHOOL YEAR 2016-17

Check all that apply

Grades Served	K, 1, 2, 3, 4, 5, 6, 7
---------------	------------------------

k1. DOES THE SCHOOL CONTRACT WITH A CHARTER OR EDUCATIONAL MANAGEMENT ORGANIZATION? No

I1. FACILITIES

Does the school maintain or operate multiple sites?

No, just one site.

I2. SCHOOL SITES

Please list the sites where the school will operate for the upcoming school year.

	Physical Address	Phone Number	District/CSD	Grades Served at Site	School at Full Capacity at Site	Facilities Agreement
Site 1 (same as primary site)	925 Hutchinson River Pkwy, Bronx, NY 10465	718-590-1300	CSD 8	K-7	No	Rent/Lease
Site 2						
Site 3						

l2a. Please provide the contact information for Site 1.

	Name	Work Phone	Alternate Phone	Email Address
School Leader	Ira Victor	718-684-6505	646-957-3915	ivictor@gcacs.org
Operational Leader	Martin McDowell	718-684-6505		mmcdowell@gcacs.org
Compliance Contact	Martin McDowell	718-684-6505		mmcdowell@gcacs.org
Complaint Contact	Martin McDowell	718-684-6505		mmcdowell@gcacs.org

m1. Is the school or are the school sites co-located? No

n1. Were there any revisions to the school’s charter during the 2016-17 school year? (Please include approved or pending material and non-material charter revisions). No

o. Name and Position of Individual(s) Who Completed the 2016-17 Annual Report. Ira Victor, Principal, Martin McDowell, Business Mgr, Maureen Howard, Asst Principal, Jen Pasek, Consultant


p. Our signatures below attest that all of the information contained herein is truthful and accurate and that this charter school is in compliance with all aspects of its charter, and with all pertinent Federal, State, and local laws, regulations, and rules. We understand that if any information in any part of this report is found to have been deliberately misrepresented, that will constitute grounds for the revocation of our charter. Check YES if you agree and then use the mouse on your PC or the stylist on your mobile device to sign your name).

Yes

Signature, Head of Charter School

John Victor

Signature, President of the Board of Trustees

A highly stylized, cursive handwritten signature, possibly reading "John Victor", enclosed within a large, roughly drawn oval.

Date

2017/07/15

Thank you.



Entry 2 NYS School Report Card Link

Last updated: 06/21/2017

1. NEW YORK STATE REPORT CARD

<https://data.nysed.gov/reportcard.php?year=2016&instid=800000057943>

Provide a direct URL or web link to the most recent New York State School Report Card for the charter school (See <https://reportcards.nysed.gov/>).

(Charter schools completing year one will not yet have a School Report Card or link to one. Please type "URL is not available" in the space provided).



Entry 4 Expenditures per Child

Created: 06/21/2017 • Last updated: 07/26/2017

Financial Information

This information is required of ALL charter schools. Provide the following measures of fiscal performance of the charter school in Appendix B (Total Expenditures and Administrative Expenditures Per Child):

1. Total Expenditures Per Child

To calculate '**Total Expenditures per Child**' take total expenditures (from the unaudited 2016-17 Schedule of Functional Expenses) and divide by the year end FTE student enrollment. (Integers Only. No dollar signs or commas).

Note: The information on the Schedule of Functional Expenses on pages 41-43 of the Audit Guide can help schools locate the amounts to use in the two per pupil calculations: <http://www.p12.nysed.gov/psc/AuditGuide.html>

Line 1: Total Expenditures	6363323
Line 2: Year End FTE student enrollment	447
Line 3: Divide Line 1 by Line 2	11627

2. Administrative Expenditures per Child

To calculate **'Administrative Expenditures per Child'** To calculate "Administrative Expenditures per Child" first *add* together the following:

1. Take the relevant portion from the 'personnel services cost' row and the 'management and general' column (from the unaudited 2016-17 Schedule of Functional Expenses)
2. Any contracted administrative/management fee paid to other organizations or corporations
3. Take the total from above and divide it by the year-end FTE enrollment. The relevant portion that must be included in this calculation is defined as follows:

Administrative Expenditures: Administration and management of the charter school includes the activities and personnel of the offices of the chief school officer, the finance or business offices, school operations personnel, data management and reporting, human resources, technology, etc. It also includes those administrative and management services provided by other organizations or corporations on behalf of the charter school for which the charter school pays a fee or other compensation. Do not include the FTE of personnel whose role is to directly support the instructional program.

Notes:
The information on the Schedule of Functional Expenses on pages 41-43 of the Audit Guide can help schools locate the amounts to use in the two per pupil calculations:
<http://www.p12.nysed.gov/psc/AuditGuide.html>.
Employee benefit costs or expenditures should not be reported in the above calculations.

Line 1: Relevant Personnel Services Cost (Row)	527668
Line 2: Management and General Cost (Column)	507893
Line 3: Sum of Line 1 and Line 2	1035561
Line 5: Divide Line 3 by the Year End FTE student enrollment	1892

Thank you.



**GENERAL INSTRUCTIONS FOR
ANNUAL BUDGET/QUARTERLY REPORT**

TEMPLATE TABS

1- GRAY tab contains the Instructions




Instructions	Provides description of tabs and input requirements.
Funding by District	Charter School Tuition Rates

2- BLUE tabs require input of information

1.) Name of School	>Select school name from list. >Enter contact information.
2.) Enrollment	Enter enrollment information for Annual Budget (& Revisions) and Quarterly Actuals. Includes: >Enrollment by Grade >Enrollment by District
3.) Staffing Plan	Enter staffing plan information for Annual Budget (& Revisions) and Quarterly Actuals. Includes: >Full Time Equivalent (FTE), by Position Category, By Quarter
4.) Yearly Budget	Enter Yearly Budget information. Includes: >"Pior Year" column may be completed based upon preliminary data, and adjusted with Annual Audited data when the Quarter 2 Actuals are being submitted. (Note: Quarterly Revenue allocation may be set) >Budgeted Enrollment data and Per Pupil Revenue for the current year are populated based upon input on tab "2.) Enrollment." >Budgeted FTE for current year is populated based upon input on tab "3.) Staffing Plan." >All other sources of revenue >All expenses >Budget Revisions, as necessary and <i>approved</i> by the school's Board of Directors, should be submitted when submitting Quarterly Actuals
5.) Balance Sheet	Enter Balance Sheet information for EdCorps. Separate schools merged into a primary EdCorp should NOT use this tab. >"Pior Year" column may be completed based upon preliminary data, and adjusted with Annual Audited data when the Quarter 2 Actuals are being submitted.

6.) Quarterly Report	Enter Actual Quarterly Report information . Includes: >Actual Enrollment data and Per Pupil Revenue for the current year are populated based upon input on tab "2.) Enrollment." >Actual FTE for current year is populated based upon input on tab "3.) Staffing Plan." >All other sources of revenue >All expenses
7.) Annual Report Requirement	Complete when submitting Actual Quarter 4.

CELL COLORS & GUIDANCE COMMENTS

-  = Enter information into the light BLUE shaded cells.
-  = Cells labeled in ORANGE containe guidance regarding the input of information.
-  = Cells containing RED triangles in the upper right corner contain "guidance comments" on that particular line item. Please "mouse-over" the triangle to reveal each comment.

**Charter Funding Alphabetical By NYS School District
* (Sum of Charter School Basic Tuition and Supplemental Basic Tuition)**



ANNUAL BUDGET & QUARTERLY REPORT TEMPLATE

Grand Concourse Academy Charter School

SCHOOL

Name:	Grand Concourse Academy Charter School
--------------	--

CONTACT INFORMATION

Contact Name:	Martin McDowell
Contact Title:	Assistant Principal
Contact Email:	MMcDowell@gcacs.org
Contact Phone:	718-684-6505

REPORT PERIOD

Current Academic Year:	2017-18
Prior Academic Year:	2016-17

**CONCOURSE ACADEMY CHART
2017-18**

**GRAND CONCOURSE ACADEMY CHARTER SCHOOL
2017-18**

PLAN - FULL TIME EQUIVALENT

STAFFING PLAN - FULL TIME EQUIVALENT ("FTE")

***NOTE:** Enter the number of FTE positions in the "blue" cells.

***NOTE:** If there are NO budget revisions at the time of quarterly submittal leave the 'REVISED' Column(s) COMPLETELY BLANK.

ADMINISTRATIVE PERSONNEL FTE	ADMINISTRATIVE PERSONNEL FTE
Executive Management	Executive Management
Instructional Management	Instructional Management
Deans, Directors & Coordinators	Deans, Directors & Coordinators
CFO / Director of Finance	CFO / Director of Finance
Operation / Business Manager	Operation / Business Manager
Administrative Staff	Administrative Staff
TOTAL ADMINISTRATIVE STAFF	TOTAL ADMINISTRATIVE STAFF

PRIOR YEAR
2016-17
ACTUAL
0.0

ANNUAL BUDGETED FTE							
Q1		Q2		Q3		Q4	
Original	Revised	Original	Revised	Original	Revised	Original	Revised
3.0		3.0		3.0		3.0	
2.0		2.0		2.0		2.0	
3.5		3.5		3.5		3.5	
8.5	0.0	8.5	0.0	8.5	0.0	8.5	0.0

INSTRUCTIONAL PERSONNEL FTE	INSTRUCTIONAL PERSONNEL FTE
Teachers - Regular	Teachers - Regular
Teachers - SPED	Teachers - SPED
Substitute Teachers	Substitute Teachers
Teaching Assistants	Teaching Assistants
Specialty Teachers	Specialty Teachers
Aides	Aides
Therapists & Counselors	Therapists & Counselors
Other	Other
TOTAL INSTRUCTIONAL	TOTAL INSTRUCTIONAL

PRIOR YEAR
2016-17
ACTUAL
0.0

ANNUAL BUDGETED FTE							
Q1		Q2		Q3		Q4	
Original	Revised	Original	Revised	Original	Revised	Original	Revised
34.0		34.0		34.0		34.0	
4.0		4.0		4.0		4.0	
1.0		1.0		1.0		1.0	
5.0		5.0		5.0		5.0	
4.0		4.0		4.0		4.0	
8.5		8.5		8.5		8.5	
0.0		0.0		0.0		0.0	
56.5	0.0	56.5	0.0	56.5	0.0	56.5	0.0

NON-INSTRUCTIONAL PERSONNEL FTE	NON-INSTRUCTIONAL PERSONNEL FTE
Nurse	Nurse
Librarian	Librarian
Custodian	Custodian
Security	Security
Other	Other
TOTAL NON-INSTRUCTIONAL	TOTAL NON-INSTRUCTIONAL

PRIOR YEAR
2016-17
ACTUAL
0.0

ANNUAL BUDGETED FTE							
Q1		Q2		Q3		Q4	
Original	Revised	Original	Revised	Original	Revised	Original	Revised
3.0		3.0		3.0		3.0	
3.0	0.0	3.0	0.0	3.0	0.0	3.0	0.0

TOTAL PERSONNEL SERVICE FTE	TOTAL PERSONNEL SERVICE FTE

0.0

68.0	0.0	68.0	0.0	68.0	0.0	68.0	0.0
------	-----	------	-----	------	-----	------	-----

**CONCOURSE ACADEMY CHART
2017-18**

PLAN - FULL TIME EQUIVALENT

**NOTE: Enter the number of FTE positions in the "blue" cells.*

Id be input.

**NOTE: State the assumptions that are being made for personnel FTE levels.*

ADMINISTRATIVE PERSONNEL FTE	Q4
	Actual
Executive Management	
Instructional Management	
Deans, Directors & Coordinators	
CFO / Director of Finance	
Operation / Business Manager	
Administrative Staff	
TOTAL ADMINISTRATIVE STAFF	0.0

Description of Assumptions

INSTRUCTIONAL PERSONNEL FTE	Q4
	Actual
Teachers - Regular	
Teachers - SPED	
Substitute Teachers	
Teaching Assistants	
Specialty Teachers	
Aides	
Therapists & Counselors	
Other	
TOTAL INSTRUCTIONAL	0.0

Description of Assumptions

NON-INSTRUCTIONAL PERSONNEL FTE	Q4
	Actual
Nurse	
Librarian	
Custodian	
Security	
Other	
TOTAL NON-INSTRUCTIONAL	0.0

Description of Assumptions

TOTAL PERSONNEL SERVICE FTE	0.0
------------------------------------	-----

--

GRAND CONCOURSE ACADEMY CHARTER SCHOOL
Budget / Operating Plan
2017-18

	-	2,536,489	-	-	2,614,683	-	-	2,614,683
Total Revenue	-	2,536,489	-	-	2,614,683	-	-	2,614,683
Total Expenses	-	1,413,987	-	-	2,127,548	-	-	2,211,478
Net Income	-	1,122,503	-	-	487,135	-	-	403,205
Actual Student Enrollment	-	607	-	-	607	-	-	607
	Prior Year Actual	1st Quarter - 7/1 - 9/30			2nd Quarter - 10/1 - 12/31			3rd Quarter
	2016-17	Original	Revised		Original	Revised		Original
	Revenue Per Pupil	Budget	Budget	Variance	Budget	Budget	Variance	Budget
Charter School Program (CSP) Planning & Implementation				-			-	
Other				-			-	
Other				-			-	
TOTAL REVENUE FROM FEDERAL SOURCES	-	33,999	-	-	101,997	-	-	101,997
LOCAL and OTHER REVENUE								
Contributions and Donations				-			-	
Fundraising		2,500		-	2,500		-	2,500
Erate Reimbursement		7,500		-	7,500		-	7,500
Earnings on Investments				-			-	
Interest Income		330		-	330		-	330
Food Service (Income from meals)				-			-	
Text Book				-			-	
OTHER				-			-	
TOTAL REVENUE FROM LOCAL and OTHER SOURCES	-	10,330	-	-	10,330	-	-	10,330
TOTAL REVENUE	-	2,536,489	-	-	2,614,683	-	-	2,614,683

GRAND CONCOURSE ACADEMY CHARTER SCHOOL
Budget / Operating Plan
2017-18

Total Revenue	-	2,536,489	-	-	2,614,683	-	-	2,614,683
Total Expenses	-	1,413,987	-	-	2,127,548	-	-	2,211,478
Net Income	-	1,122,503	-	-	487,135	-	-	403,205
Actual Student Enrollment	-	607	-	-	607	-	-	607
	Prior Year Actual	1st Quarter - 7/1 - 9/30			2nd Quarter - 10/1 - 12/31			3rd Q
	2016-17	Original	Revised		Original	Revised		Original
	Revenue Per	Budget	Budget	Variance	Budget	Budget	Variance	Budget
	Pupil							

EXPENSES

ADMINISTRATIVE STAFF PERSONNEL COSTS

Avg. No.
of Positions

Executive Management	-			-			-	
Instructional Management	3.00	131,444		-	112,667		-	131,444
Deans, Directors & Coordinators	-			-			-	
CFO / Director of Finance	-			-			-	
Operation / Business Manager	2.00	45,148		-	38,698		-	45,148
Administrative Staff	3.50	39,760		-	34,080		-	39,760
TOTAL ADMINISTRATIVE STAFF	8.50	216,353	-	-	185,445	-	-	216,353

INSTRUCTIONAL PERSONNEL COSTS

Teachers - Regular	34.00	261,150		-	522,300		-	609,350
Teachers - SPED	4.00	32,192		-	64,385		-	75,115
Substitute Teachers	1.00	6,462		-	12,923		-	15,077
Teaching Assistants	5.00	19,030		-	38,061		-	44,404
Specialty Teachers	4.00	33,462		-	66,923		-	78,077
Aides	8.50	24,725		-	49,449		-	57,691
Therapists & Counselors	-			-			-	
Other	-	8,077		-	86,154		-	18,846
TOTAL INSTRUCTIONAL	56.50	385,097	-	-	840,195	-	-	898,560

NON-INSTRUCTIONAL PERSONNEL COSTS

Nurse	-			-			-	
Librarian	-			-			-	
Custodian	3.00	27,677		-	23,723		-	27,677
Security	-			-			-	
Other	-			-	30,000		-	
TOTAL NON-INSTRUCTIONAL	3.00	27,677	-	-	53,723	-	-	27,677

SUBTOTAL PERSONNEL SERVICE COSTS

	68.00	629,127	-	-	1,079,363	-	-	1,142,590
PAYROLL TAXES AND BENEFITS								
Payroll Taxes		54,394		-	93,320		-	98,787
Fringe / Employee Benefits		122,660		-	210,442		-	222,769

GRAND CONCOURSE ACADEMY CHARTER SCHOOL
Budget / Operating Plan
2017-18

		-	2,536,489	-	-	2,614,683	-	-	2,614,683
Total Revenue		-	2,536,489	-	-	2,614,683	-	-	2,614,683
Total Expenses		-	1,413,987	-	-	2,127,548	-	-	2,211,478
Net Income		-	1,122,503	-	-	487,135	-	-	403,205
Actual Student Enrollment		-	607	-	-	607	-	-	607
		Prior Year Actual	1st Quarter - 7/1 - 9/30			2nd Quarter - 10/1 - 12/31			3rd Q
		2016-17 Revenue Per Pupil	Original Budget	Revised Budget	Variance	Original Budget	Revised Budget	Variance	Original Budget
Retirement / Pension			28,947		-	49,663		-	52,572
TOTAL PAYROLL TAXES AND BENEFITS		-	206,001	-	-	353,425	-	-	374,128
TOTAL PERSONNEL SERVICE COSTS		68.00	835,127	-	-	1,432,788	-	-	1,516,718
CONTRACTED SERVICES									
Accounting / Audit					-			-	
Legal			45,063		-	45,063		-	45,063
Management Company Fee					-			-	
Nurse Services					-			-	
Food Service / School Lunch					-			-	
Payroll Services			9,528		-	9,528		-	9,528
Special Ed Services			824		-	2,472		-	2,472
Titlement Services (i.e. Title I)					-			-	
Other Purchased / Professional / Consulting			54,350		-	54,350		-	54,350
TOTAL CONTRACTED SERVICES		-	109,764	-	-	111,412	-	-	111,412

GRAND CONCOURSE ACADEMY CHARTER SCHOOL
Budget / Operating Plan
2017-18

Total Revenue	-	2,536,489	-	-	2,614,683	-	-	2,614,683
Total Expenses	-	1,413,987	-	-	2,127,548	-	-	2,211,478
Net Income	-	1,122,503	-	-	487,135	-	-	403,205
Actual Student Enrollment	-	607	-	-	607	-	-	607

	Prior Year Actual 2016-17 Revenue Per Pupil	1st Quarter - 7/1 - 9/30			2nd Quarter - 10/1 - 12/31			3rd Q
		Original Budget	Revised Budget	Variance	Original Budget	Revised Budget	Variance	Original Budget

SCHOOL OPERATIONS

Board Expenses				-				-
Classroom / Teaching Supplies & Materials	5,248			-	15,743			-
Special Ed Supplies & Materials				-				-
Textbooks / Workbooks	17,510			-	52,530			-
Supplies & Materials other	4,120			-	12,360			-
Equipment / Furniture	1,130			-	3,390			-
Telephone	6,798			-	6,798			-
Technology	19,055			-	19,055			-
Student Testing & Assessment	1,545			-	4,635			-
Field Trips	1,000			-	3,000			-
Transportation (student)	9,270			-	27,810			-
Student Services - other	1,720			-	5,159			-
Office Expense	22,768			-	22,768			-
Staff Development	14,420			-	43,260			-
Staff Recruitment	1,288			-	1,288			-
Student Recruitment / Marketing	773			-	773			-
School Meals / Lunch	340			-	1,020			-
Travel (Staff)	438			-	438			-
Fundraising	824			-	2,472			-
Other	7,475			-	7,475			-
TOTAL SCHOOL OPERATIONS	-	115,719	-	-	229,971	-	-	229,971

FACILITY OPERATION & MAINTENANCE

Insurance		20,822		-	20,822			-
Janitorial				-				-
Building and Land Rent / Lease / Facility Finance Interest		191,355		-	191,355			-
Repairs & Maintenance		32,253		-	32,253			-
Equipment / Furniture				-				-
Security		927		-	927			-
Utilities		69,525		-	69,525			-
TOTAL FACILITY OPERATION & MAINTENANCE	-	314,881	-	-	314,881	-	-	314,881

DEPRECIATION & AMORTIZATION

		38,496		-	38,496			-
--	--	--------	--	---	--------	--	--	---

RESERVES / CONTINGENCY

				-				-
--	--	--	--	---	--	--	--	---

GRAND CONCOURSE ACADEMY CHARTER SCHOOL
Budget / Operating Plan
2017-18

Total Revenue	-	2,536,489	-	-	2,614,683	-	-	2,614,683
Total Expenses	-	1,413,987	-	-	2,127,548	-	-	2,211,478
Net Income	-	1,122,503	-	-	487,135	-	-	403,205
Actual Student Enrollment	-	607	-	-	607	-	-	607
	Prior Year Actual	1st Quarter - 7/1 - 9/30			2nd Quarter - 10/1 - 12/31			3rd C
	2016-17	Original	Revised		Original	Revised		Original
	Revenue Per	Budget	Budget	Variance	Budget	Budget	Variance	Budget
	Pupil							
TOTAL EXPENSES	-	<u>1,413,987</u>	-	-	<u>2,127,548</u>	-	-	<u>2,211,478</u>
NET INCOME	-	<u>1,122,503</u>	-	-	<u>487,135</u>	-	-	<u>403,205</u>

Total Revenue	-	-	2,614,683	-	-
Total Expenses	-	-	2,694,935	-	-
Net Income	-	-	(80,252)	-	-
Actual Student Enrollment	-	-	607	-	-
	Quarter - 1/1 - 3/31		4th Quarter - 4/1 - 6/30		
	Revised Budget	Variance	Original Budget	Revised Budget	Variance
Charter School Program (CSP) Planning & Implementation		-			-
Other		-			-
Other		=			=
TOTAL REVENUE FROM FEDERAL SOURCES	-	-	101,997	-	-
LOCAL and OTHER REVENUE					
Contributions and Donations		-			-
Fundraising		-	2,500		-
Erate Reimbursement		-	7,500		-
Earnings on Investments		-			-
Interest Income		-	330		-
Food Service (Income from meals)		-			-
Text Book		-			-
OTHER		=			=
TOTAL REVENUE FROM LOCAL and OTHER SOURCES	-	-	10,330	-	-
TOTAL REVENUE	=	=	2,614,683	=	=

Total Revenue		-	-	2,614,683	-
Total Expenses		-	-	2,694,935	-
Net Income		-	-	(80,252)	-
Actual Student Enrollment		-	-	607	-
		Quarter - 1/1 - 3/31		4th Quarter - 4/1 - 6/30	
		Revised		Original	Revised
		Budget	Variance	Budget	Budget
					Variance
EXPENSES					
ADMINISTRATIVE STAFF PERSONNEL COSTS		Avg. No. of Positions			
Executive Management	-		-		-
Instructional Management	3.00		-	112,667	-
Deans, Directors & Coordinators	-		-		-
CFO / Director of Finance	-		-		-
Operation / Business Manager	2.00		-	38,698	-
Administrative Staff	3.50		-	34,080	-
TOTAL ADMINISTRATIVE STAFF	8.50	-	-	185,445	-
INSTRUCTIONAL PERSONNEL COSTS					
Teachers - Regular	34.00		-	870,500	-
Teachers - SPED	4.00		-	107,308	-
Substitute Teachers	1.00		-	21,538	-
Teaching Assistants	5.00		-	63,435	-
Specialty Teachers	4.00		-	111,538	-
Aides	8.50		-	82,415	-
Therapists & Counselors	-		-		-
Other	-		-	26,923	-
TOTAL INSTRUCTIONAL	56.50	-	-	1,283,658	-
NON-INSTRUCTIONAL PERSONNEL COSTS					
Nurse	-		-		-
Librarian	-		-		-
Custodian	3.00		-	23,723	-
Security	-		-		-
Other	-		-		-
TOTAL NON-INSTRUCTIONAL	3.00	-	-	23,723	-
SUBTOTAL PERSONNEL SERVICE COSTS		-	-	1,492,826	-
PAYROLL TAXES AND BENEFITS					
Payroll Taxes			-	129,068	-
Fringe / Employee Benefits			-	291,054	-

Total Revenue		-	-	2,614,683	-	-
Total Expenses		-	-	2,694,935	-	-
Net Income		-	-	(80,252)	-	-
Actual Student Enrollment		-	-	607	-	-
		Quarter - 1/1 - 3/31		4th Quarter - 4/1 - 6/30		
		Revised Budget	Variance	Original Budget	Revised Budget	Variance
Retirement / Pension			-	<u>68,687</u>		-
TOTAL PAYROLL TAXES AND BENEFITS		-	-	488,809	-	-
TOTAL PERSONNEL SERVICE COSTS			-	1,981,635	-	-
CONTRACTED SERVICES						
Accounting / Audit			-	18,540		-
Legal			-	45,063		-
Management Company Fee			-			-
Nurse Services			-			-
Food Service / School Lunch			-			-
Payroll Services			-	9,528		-
Special Ed Services			-	2,472		-
Titlement Services (i.e. Title I)			-			-
Other Purchased / Professional / Consulting			-	<u>54,350</u>		-
TOTAL CONTRACTED SERVICES		-	-	129,952	-	-

Total Revenue	-	-	2,614,683	-	-
Total Expenses	-	-	2,694,935	-	-
Net Income	-	-	(80,252)	-	-
Actual Student Enrollment	-	-	607	-	-
	Quarter - 1/1 - 3/31		4th Quarter - 4/1 - 6/30		
	Revised Budget	Variance	Original Budget	Revised Budget	Variance
SCHOOL OPERATIONS					
Board Expenses		-			-
Classroom / Teaching Supplies & Materials		-	15,743		-
Special Ed Supplies & Materials		-			-
Textbooks / Workbooks		-	52,530		-
Supplies & Materials other		-	12,360		-
Equipment / Furniture		-	3,390		-
Telephone		-	6,798		-
Technology		-	19,055		-
Student Testing & Assessment		-	4,635		-
Field Trips		-	3,000		-
Transportation (student)		-	27,810		-
Student Services - other		-	5,159		-
Office Expense		-	22,768		-
Staff Development		-	43,260		-
Staff Recruitment		-	1,288		-
Student Recruitment / Marketing		-	773		-
School Meals / Lunch		-	1,020		-
Travel (Staff)		-	438		-
Fundraising		-	2,472		-
Other		-	7,475		-
TOTAL SCHOOL OPERATIONS	-	-	229,971	-	-
FACILITY OPERATION & MAINTENANCE					
Insurance		-	20,822		-
Janitorial		-			-
Building and Land Rent / Lease / Facility Finance Interest		-	191,355		-
Repairs & Maintenance		-	32,253		-
Equipment / Furniture		-			-
Security		-	927		-
Utilities		-	69,525		-
TOTAL FACILITY OPERATION & MAINTENANCE	-	-	314,881	-	-
DEPRECIATION & AMORTIZATION		-	38,496		-
RESERVES / CONTINGENCY		-			-

Total Revenue	-	-	2,614,683	-	-
Total Expenses	-	-	2,694,935	-	-
Net Income	-	-	(80,252)	-	-
Actual Student Enrollment	-	-	607	-	-
	Quarter - 1/1 - 3/31		4th Quarter - 4/1 - 6/30		
	Revised	Variance	Original	Revised	Variance
	Budget		Budget	Budget	
TOTAL EXPENSES	-	-	2,694,935	-	-
NET INCOME	-	-	(80,252)	-	-

Total Revenue	-	-	2,614,683	-	-
Total Expenses	-	-	2,694,935	-	-
Net Income	Quarter - 1/1 - 3/31		(80,252)	-	-
Actual Student Enrollment	-	-	607	-	-
	Quarter - 1/1 - 3/31		4th Quarter - 4/1 - 6/30		
	Revised		Original	Revised	
	Budget	Variance	Budget	Budget	Variance
ENROLLMENT - *School Districts Are Linked To Above Entries*					
Number of Districts:	-	-	1	-	-
NYC CHANCELLOR'S OFFICE	-	-	607	-	-
-	-	-	-	-	-
-	-	-	-	-	-
-	-	-	-	-	-
-	-	-	-	-	-
-	-	-	-	-	-
-	-	-	-	-	-
-	-	-	-	-	-
-	-	-	-	-	-
-	-	-	-	-	-
-	-	-	-	-	-
-	-	-	-	-	-
-	-	-	-	-	-
-	-	-	-	-	-
-	-	-	-	-	-
-	-	-	-	-	-
ALL OTHER School Districts: (Weighted Avg)	-	-	-	-	-
TOTAL ENROLLMENT	-	-	607	-	-
REVENUE PER PUPIL	-	-	4,308	-	-
EXPENSES PER PUPIL	-	-	4,441	-	-

**GRAND CONCOURSE ACADEMY CHARTER SCHOOL
Budget / Operating Plan**

2017-18

Total Revenue	10,380,538	10,380,538	-	10,380,538	10,380,538
Total Expenses	8,447,947	8,447,947	-	(8,447,947)	(8,447,947)
Net Income	1,932,591	1,932,591	-	1,932,591	1,932,591
Actual Student Enrollment					
	Total Year			VARIANCE	
	Original Budget	Revised Budget	Variance	Original Budget vs. PY Budget	Revised Budget vs. PY Budget
Charter School Program (CSP) Planning & Implementation	-	-	-	-	-
Other	-	-	-	-	-
Other	-	-	-	-	-
TOTAL REVENUE FROM FEDERAL SOURCES	339,991	339,991	-	339,991	339,991
LOCAL and OTHER REVENUE					
Contributions and Donations	-	-	-	-	-
Fundraising	10,000	10,000	-	10,000	10,000
Erate Reimbursement	30,000	30,000	-	30,000	30,000
Earnings on Investments	-	-	-	-	-
Interest Income	1,320	1,320	-	1,320	1,320
Food Service (Income from meals)	-	-	-	-	-
Text Book	-	-	-	-	-
OTHER	-	-	-	-	-
TOTAL REVENUE FROM LOCAL and OTHER SOURCES	41,320	41,320	-	41,320	41,320
TOTAL REVENUE	10,380,538	10,380,538	-	10,380,538	10,380,538

DESCRIPTION OF ASSUMPTIONS

GRAND CONCOURSE ACADEMY CHARTER SCHOOL
Budget / Operating Plan

2017-18

Total Revenue	10,380,538	10,380,538	-	10,380,538	10,380,538
Total Expenses	8,447,947	8,447,947	-	(8,447,947)	(8,447,947)
Net Income	1,932,591	1,932,591	-	1,932,591	1,932,591
Actual Student Enrollment					

	Total Year			VARIANCE	
	Original Budget	Revised Budget	Variance	Original Budget vs. PY Budget	Revised Budget vs. PY Budget

DESCRIPTION OF ASSUMPTIONS

EXPENSES

ADMINISTRATIVE STAFF PERSONNEL COSTS

Avg. No.
of Positions

Executive Management	-	-	-	-	-
Instructional Management	3.00	488,222	488,222	-	(488,222)
Deans, Directors & Coordinators	-	-	-	-	-
CFO / Director of Finance	-	-	-	-	-
Operation / Business Manager	2.00	167,693	167,693	-	(167,693)
Administrative Staff	3.50	147,680	147,680	-	(147,680)
TOTAL ADMINISTRATIVE STAFF	8.50	803,595	803,595	-	(803,595)

INSTRUCTIONAL PERSONNEL COSTS

Teachers - Regular	34.00	2,263,300	2,263,300	-	(2,263,300)
Teachers - SPED	4.00	279,000	279,000	-	(279,000)
Substitute Teachers	1.00	56,000	56,000	-	(56,000)
Teaching Assistants	5.00	164,930	164,930	-	(164,930)
Specialty Teachers	4.00	290,000	290,000	-	(290,000)
Aides	8.50	214,280	214,280	-	(214,280)
Therapists & Counselors	-	-	-	-	-
Other	-	140,000	140,000	-	(140,000)
TOTAL INSTRUCTIONAL	56.50	3,407,510	3,407,510	-	(3,407,510)

NON-INSTRUCTIONAL PERSONNEL COSTS

Nurse	-	-	-	-	-
Librarian	-	-	-	-	-
Custodian	3.00	102,800	102,800	-	(102,800)
Security	-	-	-	-	-
Other	-	30,000	30,000	-	(30,000)
TOTAL NON-INSTRUCTIONAL	3.00	132,800	132,800	-	(132,800)

SUBTOTAL PERSONNEL SERVICE COSTS

	68.00	4,343,905	4,343,905	-	(4,343,905)
PAYROLL TAXES AND BENEFITS					
Payroll Taxes		375,569	375,569	-	(375,569)
Fringe / Employee Benefits		846,926	846,926	-	(846,926)

GRAND CONCOURSE ACADEMY CHARTER SCHOOL
Budget / Operating Plan
2017-18

Total Revenue	10,380,538	10,380,538	-	10,380,538	10,380,538
Total Expenses	8,447,947	8,447,947	-	(8,447,947)	(8,447,947)
Net Income	1,932,591	1,932,591	-	1,932,591	1,932,591
Actual Student Enrollment					
	Total Year			VARIANCE	
	Original Budget	Revised Budget	Variance	Original Budget vs. PY Budget	Revised Budget vs. PY Budget
Retirement / Pension	199,869	199,869	-	(199,869)	(199,869)
TOTAL PAYROLL TAXES AND BENEFITS	1,422,364	1,422,364	-	(1,422,364)	(1,422,364)
TOTAL PERSONNEL SERVICE COSTS	5,766,269	5,766,269	-	(5,766,269)	(5,766,269)
CONTRACTED SERVICES					
Accounting / Audit	18,540	18,540	-	(18,540)	(18,540)
Legal	180,250	180,250	-	(180,250)	(180,250)
Management Company Fee	-	-	-	-	-
Nurse Services	-	-	-	-	-
Food Service / School Lunch	-	-	-	-	-
Payroll Services	38,110	38,110	-	(38,110)	(38,110)
Special Ed Services	8,240	8,240	-	(8,240)	(8,240)
Titlement Services (i.e. Title I)	-	-	-	-	-
Other Purchased / Professional / Consulting	217,400	217,400	-	(217,400)	(217,400)
TOTAL CONTRACTED SERVICES	462,540	462,540	-	(462,540)	(462,540)

68.00

DESCRIPTION OF ASSUMPTIONS

GRAND CONCOURSE ACADEMY CHARTER SCHOOL
Budget / Operating Plan
2017-18

Total Revenue	10,380,538	10,380,538	-	10,380,538	10,380,538
Total Expenses	8,447,947	8,447,947	-	(8,447,947)	(8,447,947)
Net Income	1,932,591	1,932,591	-	1,932,591	1,932,591
Actual Student Enrollment					

	Total Year			VARIANCE	
	Original Budget	Revised Budget	Variance	Original Budget vs. PY Budget	Revised Budget vs. PY Budget

DESCRIPTION OF ASSUMPTIONS

SCHOOL OPERATIONS

Board Expenses	-	-	-	-	-
Classroom / Teaching Supplies & Materials	52,477	52,477	-	(52,477)	(52,477)
Special Ed Supplies & Materials	-	-	-	-	-
Textbooks / Workbooks	175,100	175,100	-	(175,100)	(175,100)
Supplies & Materials other	41,200	41,200	-	(41,200)	(41,200)
Equipment / Furniture	11,300	11,300	-	(11,300)	(11,300)
Telephone	27,192	27,192	-	(27,192)	(27,192)
Technology	76,220	76,220	-	(76,220)	(76,220)
Student Testing & Assessment	15,450	15,450	-	(15,450)	(15,450)
Field Trips	10,000	10,000	-	(10,000)	(10,000)
Transportation (student)	92,700	92,700	-	(92,700)	(92,700)
Student Services - other	17,195	17,195	-	(17,195)	(17,195)
Office Expense	91,070	91,070	-	(91,070)	(91,070)
Staff Development	144,200	144,200	-	(144,200)	(144,200)
Staff Recruitment	5,150	5,150	-	(5,150)	(5,150)
Student Recruitment / Marketing	3,090	3,090	-	(3,090)	(3,090)
School Meals / Lunch	3,399	3,399	-	(3,399)	(3,399)
Travel (Staff)	1,751	1,751	-	(1,751)	(1,751)
Fundraising	8,240	8,240	-	(8,240)	(8,240)
Other	29,898	29,898	-	(29,898)	(29,898)
TOTAL SCHOOL OPERATIONS	805,632	805,632	-	(805,632)	(805,632)

FACILITY OPERATION & MAINTENANCE

Insurance	83,287	83,287	-	(83,287)	(83,287)
Janitorial	-	-	-	-	-
Building and Land Rent / Lease / Facility Finance Interest	765,419	765,419	-	(765,419)	(765,419)
Repairs & Maintenance	129,010	129,010	-	(129,010)	(129,010)
Equipment / Furniture	-	-	-	-	-
Security	3,708	3,708	-	(3,708)	(3,708)
Utilities	278,100	278,100	-	(278,100)	(278,100)
TOTAL FACILITY OPERATION & MAINTENANCE	1,259,524	1,259,524	-	(1,259,524)	(1,259,524)

DEPRECIATION & AMORTIZATION

	153,982	153,982	-	(153,982)	(153,982)
--	---------	---------	---	-----------	-----------

RESERVES / CONTINGENCY

	-	-	-	-	-
--	---	---	---	---	---

GRAND CONCOURSE ACADEMY CHARTER SCHOOL
Budget / Operating Plan
2017-18

Total Revenue	10,380,538	10,380,538	-	10,380,538	10,380,538
Total Expenses	8,447,947	8,447,947	-	(8,447,947)	(8,447,947)
Net Income	1,932,591	1,932,591	-	1,932,591	1,932,591
Actual Student Enrollment					
	Total Year			VARIANCE	
	Original Budget	Revised Budget	Variance	Original Budget vs. PY Budget	Revised Budget vs. PY Budget
TOTAL EXPENSES	8,447,947	8,447,947	-	(8,447,947)	(8,447,947)
NET INCOME	1,932,591	1,932,591	-	1,932,591	1,932,591

DESCRIPTION OF ASSUMPTIONS

**GRAND CONCOURSE ACADEMY CHARTER SCHOOL
Budget / Operating Plan**

2017-18

Total Revenue	10,380,538	10,380,538	-	10,380,538	10,380,538
Total Expenses	8,447,947	8,447,947	-	(8,447,947)	(8,447,947)
Net Income	1,932,591	1,932,591	-	1,932,591	1,932,591
Actual Student Enrollment					

Total Year

VARIANCE

Original Budget	Revised Budget	Variance	Original Budget vs. PY Budget	Revised Budget vs. PY Budget
------------------------	-----------------------	-----------------	--------------------------------------	-------------------------------------

DESCRIPTION OF ASSUMPTIONS

ENROLLMENT - *School Districts Are Linked To Above Entries*

Number of Districts:

NYC CHANCELLOR'S OFFICE

-
-
-
-
-
-
-
-
-
-
-
-
-
-
-
-
-
-
-
-

ALL OTHER School Districts: (Weighted Avg)

TOTAL ENROLLMENT

REVENUE PER PUPIL

EXPENSES PER PUPIL

**GRAND CONCOURSE ACADEMY CHARTER SCHOOL
BALANCE SHEET
2017-18**

	<u>Prior Year</u>	Q1	Q2	Q3	Q4
	<u>2016-17</u>	<u>As of 9/30</u>	<u>As of 12/31</u>	<u>As of 3/31</u>	<u>As of 6/30</u>
<u>ASSETS</u>					
<u>CURRENT ASSETS</u>					
Cash and cash equivalents	-	-	-	-	-
Grants and contracts receivable	-	-	-	-	-
Accounts receivables	-	-	-	-	-
Prepaid Expenses	-	-	-	-	-
Contributions and other receivables	-	-	-	-	-
TOTAL CURRENT ASSETS	-	-	-	-	-
<u>PROPERTY, BUILDING AND EQUIPMENT, net</u>	-	-	-	-	-
<u>OTHER ASSETS</u>	-	-	-	-	-
TOTAL ASSETS	-	-	-	-	-
<u>LIABILITIES AND NET ASSETS</u>					
<u>CURRENT LIABILITIES</u>					
Accounts payable and accrued expenses	-	-	-	-	-
Accrued payroll and benefits	-	-	-	-	-
Deferred Revenue	-	-	-	-	-
Current maturities of long-term debt	-	-	-	-	-
Short Term Debt - Bonds, Notes Payable	-	-	-	-	-
Other	-	-	-	-	-
TOTAL CURRENT LIABILITIES	-	-	-	-	-
<u>LONG-TERM DEBT and NOTES PAYABLE, net current maturities</u>	-	-	-	-	-
TOTAL LIABILITIES	-	-	-	-	-
<u>NET ASSETS</u>					
Unrestricted	-	-	-	-	-
Temporarily restricted	-	-	-	-	-
TOTAL NET ASSETS	-	-	-	-	-
TOTAL LIABILITIES AND NET ASSETS	-	-	-	-	-

GRAND CONCOURSE ACADEMY CHA
Budget / Operating Plan

2017-18

Total Revenue	-	2,536,489	-	-	2,614,683	-	-
Total Expenses	-	1,413,987	-	-	2,127,548	-	-
Net Income	-	1,122,503	-	-	487,135	-	-
Actual Student Enrollment	-	607	-	-	607	-	-
	1st Quarter - 7/1 - 9/30			2nd Quarter - 10/1 - 12/31			3rd Quarter
*NOTE: Enrollment, Revenue and Expenditure Data IN the 'Total and Variance Analysis' Section is Based on LAST ACTUAL Quarter Completed	Actual	Current Budget	Variance	Actual	Current Budget	Variance	Actual
Other		-	-		-	-	
TOTAL REVENUE FROM FEDERAL SOURCES	-	33,999	-	-	101,997	-	-
LOCAL and OTHER REVENUE							
Contributions and Donations		-	-		-	-	
Fundraising		2,500	-		2,500	-	
Erate Reimbursement		7,500	-		7,500	-	
Earnings on Investments		-	-		-	-	
Interest Income		330	-		330	-	
Food Service (Income from meals)		-	-		-	-	
Text Book		-	-		-	-	
OTHER		-	-		-	-	
TOTAL REVENUE FROM LOCAL and OTHER SOURCES	-	10,330	-	-	10,330	-	-
TOTAL REVENUE	-	2,536,489	-	-	2,614,683	-	-

GRAND CONCOURSE ACADEMY CHA
Budget / Operating Plan

2017-18

Total Revenue	-	2,536,489	-	-	2,614,683	-	-
Total Expenses	-	1,413,987	-	-	2,127,548	-	-
Net Income	-	1,122,503	-	-	487,135	-	-
Actual Student Enrollment	-	607	-	-	607	-	-

*NOTE: Enrollment, Revenue and Expenditure Data IN the 'Total and Variance Analysis' Section is Based on LAST ACTUAL Quarter Completed	1st Quarter - 7/1 - 9/30			2nd Quarter - 10/1 - 12/31			3rd Quarter
	Actual	Current Budget	Variance	Actual	Current Budget	Variance	Actual

EXPENSES	Quarter 0						
	No. of Positions	Actual	Current Budget	Variance	Actual	Current Budget	Variance
ADMINISTRATIVE STAFF PERSONNEL COSTS							
Executive Management	-		-	-		-	-
Instructional Management	-		131,444	-		112,667	-
Deans, Directors & Coordinators	-		-	-		-	-
CFO / Director of Finance	-		-	-		-	-
Operation / Business Manager	-		45,148	-		38,698	-
Administrative Staff	-		39,760	-		34,080	-
TOTAL ADMINISTRATIVE STAFF	-		216,353	-		185,445	-
INSTRUCTIONAL PERSONNEL COSTS							
Teachers - Regular	-		261,150	-		522,300	-
Teachers - SPED	-		32,192	-		64,385	-
Substitute Teachers	-		6,462	-		12,923	-
Teaching Assistants	-		19,030	-		38,061	-
Specialty Teachers	-		33,462	-		66,923	-
Aides	-		24,725	-		49,449	-
Therapists & Counselors	-		-	-		-	-
Other	-		8,077	-		86,154	-
TOTAL INSTRUCTIONAL	-		385,097	-		840,195	-
NON-INSTRUCTIONAL PERSONNEL COSTS							
Nurse	-		-	-		-	-
Librarian	-		-	-		-	-
Custodian	-		27,677	-		23,723	-
Security	-		-	-		-	-
Other	-		-	-		30,000	-
TOTAL NON-INSTRUCTIONAL	-		27,677	-		53,723	-
SUBTOTAL PERSONNEL SERVICE COSTS	-		629,127	-		1,079,363	-
PAYROLL TAXES AND BENEFITS							
Payroll Taxes			54,394	-		93,320	-
Fringe / Employee Benefits			122,660	-		210,442	-
Retirement / Pension			28,947	-		49,663	-
TOTAL PAYROLL TAXES AND BENEFITS			206,001	-		353,425	-
TOTAL PERSONNEL SERVICE COSTS	-		835,127	-		1,432,788	-

GRAND CONCOURSE ACADEMY CHA
Budget / Operating Plan

2017-18

Total Revenue	-	2,536,489	-	-	2,614,683	-	-
Total Expenses	-	1,413,987	-	-	2,127,548	-	-
Net Income	-	1,122,503	-	-	487,135	-	-
Actual Student Enrollment	-	607	-	-	607	-	-

<p>*NOTE: Enrollment, Revenue and Expenditure Data IN the 'Total and Variance Analysis' Section is Based on LAST ACTUAL Quarter Completed</p>	1st Quarter - 7/1 - 9/30			2nd Quarter - 10/1 - 12/31			3rd Quarter
	Actual	Current Budget	Variance	Actual	Current Budget	Variance	Actual

CONTRACTED SERVICES	Actual	Current Budget	Variance	Actual	Current Budget	Variance	Actual
Accounting / Audit		-	-		-	-	
Legal		45,063	-		45,063	-	
Management Company Fee		-	-		-	-	
Nurse Services		-	-		-	-	
Food Service / School Lunch		-	-		-	-	
Payroll Services		9,528	-		9,528	-	
Special Ed Services		824	-		2,472	-	
Titlment Services (i.e. Title I)		-	-		-	-	
Other Purchased / Professional / Consulting		54,350	-		54,350	-	
TOTAL CONTRACTED SERVICES	-	109,764	-	-	111,412	-	-

GRAND CONCOURSE ACADEMY CHA
Budget / Operating Plan

2017-18

Total Revenue	-	2,536,489	-	-	2,614,683	-	-
Total Expenses	-	1,413,987	-	-	2,127,548	-	-
Net Income	-	1,122,503	-	-	487,135	-	-
Actual Student Enrollment	-	607	-	-	607	-	-

*NOTE: Enrollment, Revenue and Expenditure Data IN the 'Total and Variance Analysis' Section is Based on LAST ACTUAL Quarter Completed	1st Quarter - 7/1 - 9/30			2nd Quarter - 10/1 - 12/31			3rd Quarter
	Actual	Current Budget	Variance	Actual	Current Budget	Variance	Actual

SCHOOL OPERATIONS

Board Expenses	-	-	-	-	-	-	-
Classroom / Teaching Supplies & Materials	5,248	-	-	15,743	-	-	-
Special Ed Supplies & Materials	-	-	-	-	-	-	-
Textbooks / Workbooks	17,510	-	-	52,530	-	-	-
Supplies & Materials other	4,120	-	-	12,360	-	-	-
Equipment / Furniture	1,130	-	-	3,390	-	-	-
Telephone	6,798	-	-	6,798	-	-	-
Technology	19,055	-	-	19,055	-	-	-
Student Testing & Assessment	1,545	-	-	4,635	-	-	-
Field Trips	1,000	-	-	3,000	-	-	-
Transportation (student)	9,270	-	-	27,810	-	-	-
Student Services - other	1,720	-	-	5,159	-	-	-
Office Expense	22,768	-	-	22,768	-	-	-
Staff Development	14,420	-	-	43,260	-	-	-
Staff Recruitment	1,288	-	-	1,288	-	-	-
Student Recruitment / Marketing	773	-	-	773	-	-	-
School Meals / Lunch	340	-	-	1,020	-	-	-
Travel (Staff)	438	-	-	438	-	-	-
Fundraising	824	-	-	2,472	-	-	-
Other	7,475	-	-	7,475	-	-	-
TOTAL SCHOOL OPERATIONS	-	115,719	-	-	229,971	-	-

FACILITY OPERATION & MAINTENANCE

Insurance	20,822	-	-	20,822	-	-	-
Janitorial	-	-	-	-	-	-	-
Building and Land Rent / Lease / Facility Finance Interest	191,355	-	-	191,355	-	-	-
Repairs & Maintenance	32,253	-	-	32,253	-	-	-
Equipment / Furniture	-	-	-	-	-	-	-
Security	927	-	-	927	-	-	-
Utilities	69,525	-	-	69,525	-	-	-
TOTAL FACILITY OPERATION & MAINTENANCE	-	314,881	-	-	314,881	-	-

DEPRECIATION & AMORTIZATION

RESERVES / CONTINGENCY	-	-	-	-	-	-	-
-------------------------------	---	---	---	---	---	---	---

TOTAL EXPENSES	=	1,413,987	=	=	2,127,548	=	=
-----------------------	---	------------------	---	---	------------------	---	---

GRAND CONCOURSE ACADEMY CHA
Budget / Operating Plan

2017-18

Total Revenue	-	2,536,489	-	-	2,614,683	-	-
Total Expenses	-	1,413,987	-	-	2,127,548	-	-
Net Income	-	1,122,503	-	-	487,135	-	-
Actual Student Enrollment	-	607	-	-	607	-	-

*NOTE: Enrollment, Revenue and Expenditure Data IN the 'Total and Variance Analysis' Section is Based on LAST ACTUAL Quarter Completed	1st Quarter - 7/1 - 9/30			2nd Quarter - 10/1 - 12/31			3rd Quarter
	Actual	Current Budget	Variance	Actual	Current Budget	Variance	Actual
	NET INCOME	-	1,122,503	-	-	487,135	-

Total Revenue	-	2,536,489	-	-	2,614,683	-	-
Total Expenses	-	1,413,987	-	-	2,127,548	-	-
Net Income	-	1,122,503	-	-	487,135	-	-
Actual Student Enrollment	-	607	-	-	607	-	-

3rd C

1st Quarter - 7/1 - 9/30

2nd Quarter - 10/1 - 12/31

3rd C

*NOTE: Enrollment, Revenue and Expenditure Data IN the 'Total and Variance Analysis' Section is Based on LAST ACTUAL Quarter Completed

	Actual	Current Budget	Variance	Actual	Current Budget	Variance	Actual
ENROLLMENT - *School Districts Are Linked To Above Entries*							
NYC CHANCELLOR'S OFFICE	-	607	-	-	607	-	-
-	-	-	-	-	-	-	-
-	-	-	-	-	-	-	-
-	-	-	-	-	-	-	-
-	-	-	-	-	-	-	-
-	-	-	-	-	-	-	-
-	-	-	-	-	-	-	-
-	-	-	-	-	-	-	-
-	-	-	-	-	-	-	-
-	-	-	-	-	-	-	-
-	-	-	-	-	-	-	-
-	-	-	-	-	-	-	-
-	-	-	-	-	-	-	-
-	-	-	-	-	-	-	-
-	-	-	-	-	-	-	-
-	-	-	-	-	-	-	-
-	-	-	-	-	-	-	-
ALL OTHER School Districts: (Count = 0)	-	-	-	-	-	-	-
TOTAL ENROLLMENT	-	<u>607</u>	-	-	<u>607</u>	-	-
REVENUE PER PUPIL	-	<u>4,180</u>	-	-	<u>4,308</u>	-	-
EXPENSES PER PUPIL	-	<u>2,330</u>	-	-	<u>3,506</u>	-	-

ARTER SCHOOL
n

Total Revenue	2,614,683	-	-	2,614,683	-
Total Expenses	2,211,478	-	-	2,694,935	-
Net Income	403,205	-	-	(80,252)	-
Actual Student Enrollment	607	-	-	607	-
Quarter - 1/1 - 3/31					
4th Quarter - 4/1 - 6/30					
*NOTE: Enrollment, Revenue and Expenditure Data IN the 'Total and Variance Analysis' Section is Based on LAST ACTUAL Quarter Completed					
	Current Budget	Variance	Actual	Current Budget	Variance
Other	-	-		-	-
TOTAL REVENUE FROM FEDERAL SOURCES	101,997	-	-	101,997	-
LOCAL and OTHER REVENUE					
Contributions and Donations	-	-		-	-
Fundraising	2,500	-		2,500	-
Erate Reimbursement	7,500	-		7,500	-
Earnings on Investments	-	-		-	-
Interest Income	330	-		330	-
Food Service (Income from meals)	-	-		-	-
Text Book	-	-		-	-
OTHER	-	-		-	-
TOTAL REVENUE FROM LOCAL and OTHER SOURCES	10,330	-	-	10,330	-
TOTAL REVENUE	2,614,683	-	-	2,614,683	-

ARTER SCHOOL

n

Total Revenue	2,614,683	-	-	2,614,683	-
Total Expenses	2,211,478	-	-	2,694,935	-
Net Income	403,205	-	-	(80,252)	-
Actual Student Enrollment	607	-	-	607	-

<p>*NOTE: Enrollment, Revenue and Expenditure Data IN the 'Total and Variance Analysis' Section is Based on LAST ACTUAL Quarter Completed</p>	Quarter - 1/1 - 3/31		4th Quarter - 4/1 - 6/30		
	Current Budget	Variance	Actual	Current Budget	Variance

EXPENSES

ADMINISTRATIVE STAFF PERSONNEL COSTS

	Quarter 0 No. of Positions				
Executive Management	-	-		-	-
Instructional Management	-	131,444	-	112,667	-
Deans, Directors & Coordinators	-	-	-	-	-
CFO / Director of Finance	-	-	-	-	-
Operation / Business Manager	-	45,148	-	38,698	-
Administrative Staff	-	39,760	-	34,080	-
TOTAL ADMINISTRATIVE STAFF	-	216,353	-	185,445	-

INSTRUCTIONAL PERSONNEL COSTS

Teachers - Regular	-	609,350	-	870,500	-
Teachers - SPED	-	75,115	-	107,308	-
Substitute Teachers	-	15,077	-	21,538	-
Teaching Assistants	-	44,404	-	63,435	-
Specialty Teachers	-	78,077	-	111,538	-
Aides	-	57,691	-	82,415	-
Therapists & Counselors	-	-	-	-	-
Other	-	18,846	-	26,923	-
TOTAL INSTRUCTIONAL	-	898,560	-	1,283,658	-

NON-INSTRUCTIONAL PERSONNEL COSTS

Nurse	-	-	-	-	-
Librarian	-	-	-	-	-
Custodian	-	27,677	-	23,723	-
Security	-	-	-	-	-
Other	-	-	-	-	-
TOTAL NON-INSTRUCTIONAL	-	27,677	-	23,723	-

SUBTOTAL PERSONNEL SERVICE COSTS

PAYROLL TAXES AND BENEFITS

Payroll Taxes		98,787	-	129,068	-
Fringe / Employee Benefits		222,769	-	291,054	-
Retirement / Pension		52,572	-	68,687	-
TOTAL PAYROLL TAXES AND BENEFITS		374,128	-	488,809	-

TOTAL PERSONNEL SERVICE COSTS

	-	1,516,718	-	1,981,635	-
--	---	-----------	---	-----------	---

ARTER SCHOOL					
n					
Total Revenue	2,614,683	-	-	2,614,683	-
Total Expenses	2,211,478	-	-	2,694,935	-
Net Income	403,205	-	-	(80,252)	-
Actual Student Enrollment	607	-	-	607	-
		Quarter - 1/1 - 3/31	4th Quarter - 4/1 - 6/30		
*NOTE: Enrollment, Revenue and Expenditure Data IN the 'Total and Variance Analysis' Section is Based on LAST ACTUAL Quarter Completed		ARTER SCHOOL			
		n	Current Budget	Variance	Actual
CONTRACTED SERVICES					
Accounting / Audit	-	-		18,540	-
Legal	45,063	-		45,063	-
Management Company Fee	-	-		-	-
Nurse Services	-	-		-	-
Food Service / School Lunch	-	-		-	-
Payroll Services	9,528	-		9,528	-
Special Ed Services	2,472	-		2,472	-
Titlement Services (i.e. Title I)	-	-		-	-
Other Purchased / Professional / Consulting	54,350	-		54,350	-
TOTAL CONTRACTED SERVICES	111,412	-	-	129,952	-

ARTER SCHOOL

n

Total Revenue	2,614,683	-	-	2,614,683	-
Total Expenses	2,211,478	-	-	2,694,935	-
Net Income	403,205	-	-	(80,252)	-
Actual Student Enrollment	607	-	-	607	-

<p>*NOTE: Enrollment, Revenue and Expenditure Data IN the 'Total and Variance Analysis' Section is Based on LAST ACTUAL Quarter Completed</p>	Quarter - 1/1 - 3/31		4th Quarter - 4/1 - 6/30		
	Current Budget	Variance	Actual	Current Budget	Variance

SCHOOL OPERATIONS					
Board Expenses	-	-		-	-
Classroom / Teaching Supplies & Materials	15,743	-		15,743	-
Special Ed Supplies & Materials	-	-		-	-
Textbooks / Workbooks	52,530	-		52,530	-
Supplies & Materials other	12,360	-		12,360	-
Equipment / Furniture	3,390	-		3,390	-
Telephone	6,798	-		6,798	-
Technology	19,055	-		19,055	-
Student Testing & Assessment	4,635	-		4,635	-
Field Trips	3,000	-		3,000	-
Transportation (student)	27,810	-		27,810	-
Student Services - other	5,159	-		5,159	-
Office Expense	22,768	-		22,768	-
Staff Development	43,260	-		43,260	-
Staff Recruitment	1,288	-		1,288	-
Student Recruitment / Marketing	773	-		773	-
School Meals / Lunch	1,020	-		1,020	-
Travel (Staff)	438	-		438	-
Fundraising	2,472	-		2,472	-
Other	7,475	-		7,475	-
TOTAL SCHOOL OPERATIONS	229,971	-	-	229,971	-
FACILITY OPERATION & MAINTENANCE					
Insurance	20,822	-		20,822	-
Janitorial	-	-		-	-
Building and Land Rent / Lease / Facility Finance Interest	191,355	-		191,355	-
Repairs & Maintenance	32,253	-		32,253	-
Equipment / Furniture	-	-		-	-
Security	927	-		927	-
Utilities	69,525	-		69,525	-
TOTAL FACILITY OPERATION & MAINTENANCE	314,881	-	-	314,881	-
DEPRECIATION & AMORTIZATION	38,496	-		38,496	-
RESERVES / CONTINGENCY	-	-		-	-
TOTAL EXPENSES	2,211,478	-	-	2,694,935	-

ARTER SCHOOL					
ARTER SCHOOL					
n					
Total Revenue	2,614,683	-	-	2,614,683	-
Total Expenses	2,211,478	-	-	2,694,935	-
Net Income	403,205	-	-	(80,252)	-
Actual Student Enrollment	607	-	-	607	-
		Quarter - 1/1 - 3/31		4th Quarter - 4/1 - 6/30	
*NOTE: Enrollment, Revenue and Expenditure Data IN the 'Total and Variance Analysis' Section is Based on LAST ACTUAL Quarter Completed		Quarter - 1/1 - 3/31			
	Current Budget	Variance	Actual	Current Budget	Variance
NET INCOME	403,205	-	-	(80,252)	-

ARTER SCHOOL
n

Total Revenue	2,614,683	-	-	2,614,683	-
Total Expenses	2,211,478	-	-	2,694,935	-
Net Income	403,205	-	-	(80,252)	-
Actual Student Enrollment	607	-	-	607	-

*NOTE: Enrollment, Revenue and Expenditure Data IN the 'Total and Variance Analysis' Section is Based on LAST ACTUAL Quarter Completed	Quarter - 1/1 - 3/31		4th Quarter - 4/1 - 6/30		
	Quarter - 1/1 - 3/31		4th Quarter - 4/1 - 6/30		
	Current Budget	Variance	Actual	Current Budget	Variance

ENROLLMENT - *School Districts Are Linked To Above Entries*					
NYC CHANCELLOR'S OFFICE	607	-	-	607	-
-	-	-	-	-	-
-	-	-	-	-	-
-	-	-	-	-	-
-	-	-	-	-	-
-	-	-	-	-	-
-	-	-	-	-	-
-	-	-	-	-	-
-	-	-	-	-	-
-	-	-	-	-	-
-	-	-	-	-	-
-	-	-	-	-	-
-	-	-	-	-	-
-	-	-	-	-	-
-	-	-	-	-	-
-	-	-	-	-	-
-	-	-	-	-	-
ALL OTHER School Districts: (Count = 0)	-	-	-	-	-
TOTAL ENROLLMENT	607	-	-	607	-
REVENUE PER PUPIL	4,308	-	-	4,308	-
EXPENSES PER PUPIL	3,644	-	-	4,441	-

**GRAND CONCOURSE ACADEMY CHARTER SCHOOL
Budget / Operating Plan**

2017-18

Total Revenue	-	-	-	10,380,538	(10,380,538)	-	-	10,380,538
Total Expenses	-	-	-	8,447,947	8,447,947	-	-	8,447,947
Net Income	-	-	-	1,932,591	(1,932,591)	-	-	1,932,591
Actual Student Enrollment	-	-	-			-	-	

***NOTE: Enrollment, Revenue and Expenditure Data IN the 'Total and Variance Analysis' Section is Based on LAST ACTUAL Quarter Completed**

TOTALS AND VARIANCE ANALYSIS

	Actual	Current Budget (Current Quarter)	Actual vs. Current Budget	Current Budget - TY	Actual vs. Current Budget TY	Original Budget (Current Quarter)	Actual vs. Original Budget	Original Budget -
Other	-	-	-	-	-	-	-	
TOTAL REVENUE FROM FEDERAL SOURCES	-	-	-	339,991	(339,991)	-	-	339,991
LOCAL and OTHER REVENUE								
Contributions and Donations	-	-	-	-	-	-	-	
Fundraising	-	-	-	10,000	(10,000)	-	-	10,000
Erate Reimbursement	-	-	-	30,000	(30,000)	-	-	30,000
Earnings on Investments	-	-	-	-	-	-	-	
Interest Income	-	-	-	1,320	(1,320)	-	-	1,320
Food Service (Income from meals)	-	-	-	-	-	-	-	
Text Book	-	-	-	-	-	-	-	
OTHER	-	-	-	-	-	-	-	
TOTAL REVENUE FROM LOCAL and OTHER SOURCES	-	-	-	41,320	(41,320)	-	-	41,320
TOTAL REVENUE	-	-	-	10,380,538	(10,380,538)	-	-	10,380,538

GRAND CONCOURSE ACADEMY CHARTER SCHOOL

Budget / Operating Plan

2017-18

Total Revenue	-	-	-	10,380,538	(10,380,538)	-	-	10,380,538
Total Expenses	-	-	-	8,447,947	8,447,947	-	-	8,447,947
Net Income	-	-	-	1,932,591	(1,932,591)	-	-	1,932,591
Actual Student Enrollment	-	-	-			-	-	

***NOTE: Enrollment, Revenue and Expenditure Data IN the 'Total and Variance Analysis' Section is Based on LAST ACTUAL Quarter Completed**

TOTALS AND VARIANCE ANALYSIS

				Current Budget (Current Quarter)	Actual vs. Current Budget	Current Budget - TY	Actual vs. Current Budget TY	Original Budget (Current Quarter)	Actual vs. Original Budget	Original Budget -
EXPENSES										
ADMINISTRATIVE STAFF PERSONNEL COSTS	Quarter 0									
	No. of Positions									
Executive Management	-									
Instructional Management	-					488,222	488,222			488,222
Deans, Directors & Coordinators	-									
CFO / Director of Finance	-									
Operation / Business Manager	-					167,693	167,693			167,693
Administrative Staff	-					147,680	147,680			147,680
TOTAL ADMINISTRATIVE STAFF	-					803,595	803,595			803,595
INSTRUCTIONAL PERSONNEL COSTS										
Teachers - Regular	-					2,263,300	2,263,300			2,263,300
Teachers - SPED	-					279,000	279,000			279,000
Substitute Teachers	-					56,000	56,000			56,000
Teaching Assistants	-					164,930	164,930			164,930
Specialty Teachers	-					290,000	290,000			290,000
Aides	-					214,280	214,280			214,280
Therapists & Counselors	-									
Other	-					140,000	140,000			140,000
TOTAL INSTRUCTIONAL	-					3,407,510	3,407,510			3,407,510
NON-INSTRUCTIONAL PERSONNEL COSTS										
Nurse	-									
Librarian	-									
Custodian	-					102,800	102,800			102,800
Security	-									
Other	-					30,000	30,000			30,000
TOTAL NON-INSTRUCTIONAL	-					132,800	132,800			132,800
SUBTOTAL PERSONNEL SERVICE COSTS	-					4,343,905	4,343,905			4,343,905
PAYROLL TAXES AND BENEFITS										
Payroll Taxes						375,569	375,569			375,569
Fringe / Employee Benefits						846,926	846,926			846,926
Retirement / Pension						199,869	199,869			199,869
TOTAL PAYROLL TAXES AND BENEFITS						1,422,364	1,422,364			1,422,364
TOTAL PERSONNEL SERVICE COSTS	-					5,766,269	5,766,269			5,766,269

GRAND CONCOURSE ACADEMY CHARTER SCHOOL
Budget / Operating Plan

2017-18

Total Revenue	-	-	-	10,380,538	(10,380,538)	-	-	10,380,538
Total Expenses	-	-	-	8,447,947	8,447,947	-	-	8,447,947
Net Income	-	-	-	1,932,591	(1,932,591)	-	-	1,932,591
Actual Student Enrollment	-	-	-			-	-	

TOTALS AND VARIANCE ANALYSIS

***NOTE: Enrollment, Revenue and Expenditure Data IN the 'Total and Variance Analysis' Section is Based on LAST ACTUAL Quarter Completed**

	Actual	Current Budget (Current Quarter)	Actual vs. Current Budget	Current Budget - TY	Actual vs. Current Budget TY	Original Budget (Current Quarter)	Actual vs. Original Budget	Original Budget -
CONTRACTED SERVICES								
Accounting / Audit	-	-	-	18,540	18,540	-	-	18,540
Legal	-	-	-	180,250	180,250	-	-	180,250
Management Company Fee	-	-	-	-	-	-	-	
Nurse Services	-	-	-	-	-	-	-	
Food Service / School Lunch	-	-	-	-	-	-	-	
Payroll Services	-	-	-	38,110	38,110	-	-	38,110
Special Ed Services	-	-	-	8,240	8,240	-	-	8,240
Titlement Services (i.e. Title I)	-	-	-	-	-	-	-	
Other Purchased / Professional / Consulting	-	-	-	217,400	217,400	-	-	217,400
TOTAL CONTRACTED SERVICES	-	-	-	462,540	462,540	-	-	462,540

GRAND CONCOURSE ACADEMY CHARTER SCHOOL

Budget / Operating Plan

2017-18

Total Revenue	-	-	-	10,380,538	(10,380,538)	-	-	10,380,538
Total Expenses	-	-	-	8,447,947	8,447,947	-	-	8,447,947
Net Income	-	-	-	1,932,591	(1,932,591)	-	-	1,932,591
Actual Student Enrollment	-	-	-			-	-	

TOTALS AND VARIANCE ANALYSIS

***NOTE: Enrollment, Revenue and Expenditure Data IN the 'Total and Variance Analysis' Section is Based on LAST ACTUAL Quarter Completed**

Actual	Current Budget (Current Quarter)	Actual vs. Current Budget	Current Budget - TY	Actual vs. Current Budget TY	Original Budget (Current Quarter)	Actual vs. Original Budget	Original Budget -
---------------	---	----------------------------------	----------------------------	-------------------------------------	--	-----------------------------------	--------------------------

SCHOOL OPERATIONS

Board Expenses	-	-	-	-	-	-	-	
Classroom / Teaching Supplies & Materials	-	-	-	52,477	52,477	-	-	52,477
Special Ed Supplies & Materials	-	-	-	-	-	-	-	
Textbooks / Workbooks	-	-	-	175,100	175,100	-	-	175,100
Supplies & Materials other	-	-	-	41,200	41,200	-	-	41,200
Equipment / Furniture	-	-	-	11,300	11,300	-	-	11,300
Telephone	-	-	-	27,192	27,192	-	-	27,192
Technology	-	-	-	76,220	76,220	-	-	76,220
Student Testing & Assessment	-	-	-	15,450	15,450	-	-	15,450
Field Trips	-	-	-	10,000	10,000	-	-	10,000
Transportation (student)	-	-	-	92,700	92,700	-	-	92,700
Student Services - other	-	-	-	17,195	17,195	-	-	17,195
Office Expense	-	-	-	91,070	91,070	-	-	91,070
Staff Development	-	-	-	144,200	144,200	-	-	144,200
Staff Recruitment	-	-	-	5,150	5,150	-	-	5,150
Student Recruitment / Marketing	-	-	-	3,090	3,090	-	-	3,090
School Meals / Lunch	-	-	-	3,399	3,399	-	-	3,399
Travel (Staff)	-	-	-	1,751	1,751	-	-	1,751
Fundraising	-	-	-	8,240	8,240	-	-	8,240
Other	-	-	-	29,898	29,898	-	-	29,898
TOTAL SCHOOL OPERATIONS	-	-	-	805,632	805,632	-	-	805,632

FACILITY OPERATION & MAINTENANCE

Insurance	-	-	-	83,287	83,287	-	-	83,287
Janitorial	-	-	-	-	-	-	-	
Building and Land Rent / Lease / Facility Finance Interest	-	-	-	765,419	765,419	-	-	765,419
Repairs & Maintenance	-	-	-	129,010	129,010	-	-	129,010
Equipment / Furniture	-	-	-	-	-	-	-	
Security	-	-	-	3,708	3,708	-	-	3,708
Utilities	-	-	-	278,100	278,100	-	-	278,100
TOTAL FACILITY OPERATION & MAINTENANCE	-	-	-	1,259,524	1,259,524	-	-	1,259,524

DEPRECIATION & AMORTIZATION

	-	-	-	153,982	153,982	-	-	153,982
--	---	---	---	---------	---------	---	---	---------

RESERVES / CONTINGENCY

	-	-	-	-	-	-	-	
--	---	---	---	---	---	---	---	--

TOTAL EXPENSES

	-	-	-	8,447,947	8,447,947	-	-	8,447,947
--	---	---	---	-----------	-----------	---	---	-----------

**GRAND CONCOURSE ACADEMY CHARTER SCHOOL
Budget / Operating Plan**

2017-18

Total Revenue	-	-	-	10,380,538	(10,380,538)	-	-	10,380,538
Total Expenses	-	-	-	8,447,947	8,447,947	-	-	8,447,947
Net Income	-	-	-	1,932,591	(1,932,591)	-	-	1,932,591
Actual Student Enrollment	-	-	-			-	-	

TOTALS AND VARIANCE ANALYSIS

***NOTE: Enrollment, Revenue and Expenditure Data IN the 'Total and Variance Analysis' Section is Based on LAST ACTUAL Quarter Completed**

	Actual	Current Budget (Current Quarter)	Actual vs. Current Budget	Current Budget - TY	Actual vs. Current Budget TY	Original Budget (Current Quarter)	Actual vs. Original Budget	Original Budget -
NET INCOME	-	-	-	1,932,591	(1,932,591)	-	-	1,932,591

Total Revenue	(10,380,538)	-	-
Total Expenses	8,447,947	-	-
Net Income	(1,932,591)	-	-
Actual Student Enrollment		-	
*NOTE: Enrollment, Revenue and Expenditure Data IN the 'Total and Variance Analysis' Section is Based on LAST ACTUAL Quarter Completed			
	Actual vs. Original Budget TY	PY Actual (PY TY / No. of COMPLETED Actual CY	Actual CY vs. Actual PY
Other	-	-	-
TOTAL REVENUE FROM FEDERAL SOURCES	(339,991)	-	-
LOCAL and OTHER REVENUE			
Contributions and Donations	-	-	-
Fundraising	(10,000)	-	-
Erate Reimbursement	(30,000)	-	-
Earnings on Investments	-	-	-
Interest Income	(1,320)	-	-
Food Service (Income from meals)	-	-	-
Text Book	-	-	-
OTHER	-	-	-
TOTAL REVENUE FROM LOCAL and OTHER SOURCES	(41,320)	-	-
TOTAL REVENUE	(10,380,538)	-	-

Total Revenue	(10,380,538)	-	-
Total Expenses	8,447,947	-	-
Net Income	(1,932,591)	-	-
Actual Student Enrollment		-	-

*NOTE: Enrollment, Revenue and Expenditure Data IN the 'Total and Variance Analysis' Section is Based on LAST ACTUAL Quarter Completed	Actual vs. Original Budget TY	PY Actual (PY TY / No. of COMPLETED Actual CY	Actual CY vs. Actual PY
---	--------------------------------------	--	--------------------------------

EXPENSES	Quarter 0 No. of Positions			
ADMINISTRATIVE STAFF PERSONNEL COSTS				
Executive Management	-	-	-	-
Instructional Management	-	488,222	-	-
Deans, Directors & Coordinators	-	-	-	-
CFO / Director of Finance	-	-	-	-
Operation / Business Manager	-	167,693	-	-
Administrative Staff	-	147,680	-	-
TOTAL ADMINISTRATIVE STAFF	-	803,595	-	-
INSTRUCTIONAL PERSONNEL COSTS				
Teachers - Regular	-	2,263,300	-	-
Teachers - SPED	-	279,000	-	-
Substitute Teachers	-	56,000	-	-
Teaching Assistants	-	164,930	-	-
Specialty Teachers	-	290,000	-	-
Aides	-	214,280	-	-
Therapists & Counselors	-	-	-	-
Other	-	140,000	-	-
TOTAL INSTRUCTIONAL	-	3,407,510	-	-
NON-INSTRUCTIONAL PERSONNEL COSTS				
Nurse	-	-	-	-
Librarian	-	-	-	-
Custodian	-	102,800	-	-
Security	-	-	-	-
Other	-	30,000	-	-
TOTAL NON-INSTRUCTIONAL	-	132,800	-	-
SUBTOTAL PERSONNEL SERVICE COSTS	-	4,343,905	-	-
PAYROLL TAXES AND BENEFITS				
Payroll Taxes		375,569	-	-
Fringe / Employee Benefits		846,926	-	-
Retirement / Pension		199,869	-	-
TOTAL PAYROLL TAXES AND BENEFITS		1,422,364	-	-
TOTAL PERSONNEL SERVICE COSTS	-	5,766,269	-	-

Total Revenue	(10,380,538)	-	-
Total Expenses	8,447,947	-	-
Net Income	(1,932,591)	-	-
Actual Student Enrollment		-	

*NOTE: Enrollment, Revenue and Expenditure Data IN the 'Total and Variance Analysis' Section is Based on LAST ACTUAL Quarter Completed	DL	Actual vs. Original Budget TY	PY Actual (PY TY / No. of COMPLETED Actual CY	Actual CY vs. Actual PY
---	-----------	--------------------------------------	--	--------------------------------

CONTRACTED SERVICES	DL	Actual vs. Original Budget TY	PY Actual (PY TY / No. of COMPLETED Actual CY	Actual CY vs. Actual PY
Accounting / Audit		18,540	-	-
Legal		180,250	-	-
Management Company Fee		-	-	-
Nurse Services		-	-	-
Food Service / School Lunch		-	-	-
Payroll Services		38,110	-	-
Special Ed Services		8,240	-	-
Titlment Services (i.e. Title I)		-	-	-
Other Purchased / Professional / Consulting		217,400	-	-
TOTAL CONTRACTED SERVICES		462,540	-	-

Total Revenue	(10,380,538)	-	-
Total Expenses	8,447,947	-	-
Net Income	(1,932,591)	-	-
Actual Student Enrollment		-	-
<p>*NOTE: Enrollment, Revenue and Expenditure Data IN the 'Total and Variance Analysis' Section is Based on LAST ACTUAL Quarter Completed</p>			
	Actual vs. Original Budget TY	PY Actual (PY TY / No. of COMPLETED Actual CY	Actual CY vs. Actual PY
SCHOOL OPERATIONS			
Board Expenses	-	-	-
Classroom / Teaching Supplies & Materials	52,477	-	-
Special Ed Supplies & Materials	-	-	-
Textbooks / Workbooks	175,100	-	-
Supplies & Materials other	41,200	-	-
Equipment / Furniture	11,300	-	-
Telephone	27,192	-	-
Technology	76,220	-	-
Student Testing & Assessment	15,450	-	-
Field Trips	10,000	-	-
Transportation (student)	92,700	-	-
Student Services - other	17,195	-	-
Office Expense	91,070	-	-
Staff Development	144,200	-	-
Staff Recruitment	5,150	-	-
Student Recruitment / Marketing	3,090	-	-
School Meals / Lunch	3,399	-	-
Travel (Staff)	1,751	-	-
Fundraising	8,240	-	-
Other	29,898	-	-
TOTAL SCHOOL OPERATIONS	805,632	-	-
FACILITY OPERATION & MAINTENANCE			
Insurance	83,287	-	-
Janitorial	-	-	-
Building and Land Rent / Lease / Facility Finance Interest	765,419	-	-
Repairs & Maintenance	129,010	-	-
Equipment / Furniture	-	-	-
Security	3,708	-	-
Utilities	278,100	-	-
TOTAL FACILITY OPERATION & MAINTENANCE	1,259,524	-	-
DEPRECIATION & AMORTIZATION	153,982	-	-
RESERVES / CONTINGENCY	-	-	-
TOTAL EXPENSES	8,447,947	-	-

DL
DL

Total Revenue	(10,380,538)	-	-
Total Expenses	8,447,947	-	-
Net Income	(1,932,591)	-	-
Actual Student Enrollment		-	
<p style="text-align: center;">*NOTE: Enrollment, Revenue and Expenditure Data IN the 'Total and Variance Analysis' Section is Based on LAST ACTUAL Quarter Completed</p>			
	Actual vs. Original Budget TY	PY Actual (PY TY / No. of COMPLETED Actual CY	Actual CY vs. Actual PY
NET INCOME	(1,932,591)	-	-

DL

	-		
Total Revenue	(10,380,538)	-	-
Total Expenses	8,447,947	-	=
Net Income	(1,932,591)	-	-
Actual Student Enrollment		-	

<p>*NOTE: Enrollment, Revenue and Expenditure Data IN the 'Total and Variance Analysis' Section is Based on LAST ACTUAL Quarter Completed</p>	Actual vs. Original Budget TY	PY Actual (PY TY / No. of COMPLETED Actual CY	Actual CY vs. Actual PY
--	--	--	--

ENROLLMENT - *School Districts Are Linked To Above Entries*			
NYC CHANCELLOR'S OFFICE		-	-
-		-	-
-		-	-
-		-	-
-		-	-
-		-	-
-		-	-
-		-	-
-		-	-
-		-	-
-		-	-
-		-	-
-		-	-
-		-	-
-		-	-
-		-	-
-		-	-
-		-	-
-		-	-
-		-	-
ALL OTHER School Districts: (Count = 0)		-	-
TOTAL ENROLLMENT		-	-
REVENUE PER PUPIL		-	-
EXPENSES PER PUPIL		-	-



Annual Report Requirement
for SUNY Authorized Charter Schools
GRAND CONCOURSE ACADEMY CHARTER SCHOOL
2017-18

Administrative
expenditures per pupil:

\$0.00

Per NYS Statute

Administrative expenditures per pupil: the sum of all general administration salaries and other general administration expenditures divided by the total number of enrolled students. Employee benefit costs or expenditures should not be reported here.

***NOTE: THIS TAB ONLY NEEDS TO BE COMPLETED FOR Q4**

Disclosure of Financial Interest by a Current or Proposed Charter School Education Corporation Trustee

Trustee Name:

Anlene Hall-Waisburd.

Name of Charter School Education Corporation (for an unmerged school, this is the Charter School Name):

GEA - Charter School

1. List all positions held on the education corporation board (e.g., president, treasurer, parent representative). Chairperson.

2. Is the trustee an ~~employee~~ of any school operated by the Education Corporation?
 Yes No

If **Yes**, for each school, please provide a description of the position(s) you hold, your responsibilities, your salary and your start date.

3. Is the trustee an employee or agent of the management company or institutional partner of the charter school(s) governed by the Education Corporation?
 Yes No

If **Yes**, for each school, please provide a description of the position(s) you hold, your responsibilities, your salary and your start date.

4. Identify each interest/transaction (and provide the requested information) that you or any of your immediate family members or any persons who live with you in your house have held or engaged in with the charter school(s) governed by the Education Corporation during the time you have served on the board, and in the six-month period prior to such service. If there has been no such financial interest or transaction, write **None**. Please note that if you answered **Yes** to Questions 2-4 above, you need not disclose again your employment status, salary, etc.

Date(s)	Nature of Financial Interest/Transaction	Steps taken to avoid a conflict of interest, (e.g., did not vote, did not participate in discussion)	Name of person holding interest or engaging in transaction and relationship to yourself
NA			
<i>Please write "None" if applicable. Do not leave this space blank.</i>			

--	--	--	--

5. Identify each individual, business, corporation, union association, firm, partnership, committee proprietorship, franchise holding company, joint stock company, business or real estate trust, non-profit organization, or other organization or group of people doing business with the school(s) governed by the Education Corporation **and** in which such entity, during the time of your tenure as a trustee, you and/or your immediate family member(s) or person(s) living in your house had a financial interest or other relationship. If you are a member, director, officer or employee of an organization formally partnered with the school(s) that is/are doing business with the school(s) through a management or services agreement, please identify only the name of the organization, your position in the organization, and the relationship between such organization and the school(s). If there was no financial interest, write **None**.

Organization conducting business with the school(s)	Nature of business conducted	Approximate value of the business conducted	Name of Trustee and/or immediate family member of household holding an interest in the organization conducting business with the school(s) and the nature of the interest	Steps Taken to Avoid Conflict of Interest
<i>Please write "None" if applicable. Do not leave this space blank.</i>				


Signature

6/28/17
Date

Please note that this document is considered a public record and as such, may be made available to members of the public upon request under the Freedom of Information Law. Personal contact information provided below will be redacted.

Business Telephone: 212-562-4655

Business Address: _____

E-mail Address: waishurd@att.com

Home Telephone: 718-510-4655
cell

Home Address: 1150 Grand Concourse #6G Bx NY 10456

Disclosure of Financial Interest by a Current or Proposed Charter School Education Corporation Trustee

Trustee Name:

Howard Banker

Name of Charter School Education Corporation (for an unmerged school, this is the Charter School Name):

Grand Concourse Academy Charter School

1. List all positions held on the education corporation board (e.g., president, treasurer, parent representative). TREASURER

2. Is the trustee an employee of any school operated by the Education Corporation?
 Yes No

If **Yes**, for each school, please provide a description of the position(s) you hold, your responsibilities, your salary and your start date.

3. Is the trustee an employee or agent of the management company or institutional partner of the charter school(s) governed by the Education Corporation?
 Yes No

If **Yes**, for each school, please provide a description of the position(s) you hold, your responsibilities, your salary and your start date.

4. Identify each interest/transaction (and provide the requested information) that you or any of your immediate family members or any persons who live with you in your house have held or engaged in with the charter school(s) governed by the Education Corporation during the time you have served on the board, and in the six-month period prior to such service. If there has been no such financial interest or transaction, write **None**. Please note that if you answered **Yes** to Questions 2-4 above, you need not disclose again your employment status, salary, etc.

Date(s)	Nature of Financial Interest/Transaction	Steps taken to avoid a conflict of interest, (e.g., did not vote, did not participate in discussion)	Name of person holding interest or engaging in transaction and relationship to yourself
<p><u>NONE</u> Please write "None" if applicable. Do not leave this space blank.</p>			

--	--	--	--

5. Identify each individual, business, corporation, union association, firm, partnership, committee proprietorship, franchise holding company, joint stock company, business or real estate trust, non-profit organization, or other organization or group of people doing business with the school(s) governed by the Education Corporation **and** in which such entity, during the time of your tenure as a trustee, you and/or your immediate family member(s) or person(s) living in your house had a financial interest or other relationship. If you are a member, director, officer or employee of an organization formally partnered with the school(s) that is/are doing business with the school(s) through a management or services agreement, please identify only the name of the organization, your position in the organization, and the relationship between such organization and the school(s). If there was no financial interest, write **None**.

Organization conducting business with the school(s)	Nature of business conducted	Approximate value of the business conducted	Name of Trustee and/or immediate family member of household holding an interest in the organization conducting business with the school(s) and the nature of the interest	Steps Taken to Avoid Conflict of Interest
<i>Please write "None" if applicable. Do not leave this space blank.</i>				
None				

Signature: Howard Banker Date: 6/28/2017

Please note that this document is considered a public record and as such, may be made available to members of the public upon request under the Freedom of Information Law. Personal contact information provided below will be redacted.

Business Telephone: 732-640-2061 x 341
 Business Address: ^{NTCC} 108 Church St. 3rd Fl New Brunswick NJ 08901
 E-mail Address: howard.banker@gmail.com
 Home Telephone: 914 844 3134
 Home Address: 585 McLean Ave Yonkers NY 10705

**Disclosure of Financial Interest by a Current or Proposed Charter School
Education Corporation Trustee**

Trustee Name:

Richard Conley

Name of Charter School Education Corporation (for an unmerged school, this is the Charter School Name):

Grand Concourse Academy Charter School

- List all positions held on the education corporation board (e.g., president, treasurer, parent representative).
- Is the trustee an employee of any school operated by the Education Corporation?
 Yes No

If **Yes**, for each school, please provide a description of the position(s) you hold, your responsibilities, your salary and your start date.

- Is the trustee an employee or agent of the management company or institutional partner of the charter school(s) governed by the Education Corporation?
 Yes No

If **Yes**, for each school, please provide a description of the position(s) you hold, your responsibilities, your salary and your start date.

- Identify each interest/transaction (and provide the requested information) that you or any of your immediate family members or any persons who live with you in your house have held or engaged in with the charter school(s) governed by the Education Corporation during the time you have served on the board, and in the six-month period prior to such service. If there has been no such financial interest or transaction, write **None**. Please note that if you answered **Yes** to Questions 2-4 above, you need not disclose again your employment status, salary, etc.

Date(s)	Nature of Financial Interest/Transaction	Steps taken to avoid a conflict of interest, (e.g., did not vote, did not participate in discussion)	Name of person holding interest or engaging in transaction and relationship to yourself
<p align="center">Please write "None" if applicable. Do not leave this space blank.</p> <p align="center">NONE</p>			

Disclosure of Financial Interest by a Current or Proposed Charter School Education Corporation Trustee

Trustee Name:

Jaye Fox

Name of Charter School Education Corporation (for an unmerged school, this is the Charter School Name):

Grand Concourse Academy Charter School

1. List all positions held on the education corporation board (e.g., president, treasurer, parent representative).

Member

2. Is the trustee an employee of any school operated by the Education Corporation?
 Yes No

If **Yes**, for each school, please provide a description of the position(s) you hold, your responsibilities, your salary and your start date.

3. Is the trustee an employee or agent of the management company or institutional partner of the charter school(s) governed by the Education Corporation?

Yes No

If **Yes**, for each school, please provide a description of the position(s) you hold, your responsibilities, your salary and your start date.

4. Identify each interest/transaction (and provide the requested information) that you or any of your immediate family members or any persons who live with you in your house have held or engaged in with the charter school(s) governed by the Education Corporation during the time you have served on the board, and in the six-month period prior to such service. If there has been no such financial interest or transaction, write **None**. Please note that if you answered **Yes** to Questions 2-4 above, you need not disclose again your employment status, salary, etc.

Date(s)	Nature of Financial Interest/Transaction	Steps taken to avoid a conflict of interest, (e.g., did not vote, did not participate in discussion)	Name of person holding interest or engaging in transaction and relationship to yourself
<i>None</i> Please write "None" if applicable. Do not leave this space blank.			

--	--	--	--

5. Identify each individual, business, corporation, union association, firm, partnership, committee proprietorship, franchise holding company, joint stock company, business or real estate trust, non-profit organization, or other organization or group of people doing business with the school(s) governed by the Education Corporation and in which such entity, during the time of your tenure as a trustee, you and/or your immediate family member(s) or person(s) living in your house had a financial interest or other relationship. If you are a member, director, officer or employee of an organization formally partnered with the school(s) that is/are doing business with the school(s) through a management or services agreement, please identify only the name of the organization, your position in the organization, and the relationship between such organization and the school(s). If there was no financial interest, write **None**.

Organization conducting business with the school(s)	Nature of business conducted	Approximate value of the business conducted	Name of Trustee and/or immediate family member of household holding an interest in the organization conducting business with the school(s) and the nature of the interest	Steps Taken to Avoid Conflict of Interest
<p style="text-align: center;"><i>Please write "None" if applicable. Do not leave this space blank.</i></p> <p style="font-size: 2em; color: blue;">None</p>				

Signature _____

Date _____

Please note that this document is considered a public record and as such, may be made available to members of the public upon request under the Freedom of Information Law. Personal contact information provided below will be redacted.

Business Telephone: 718 839 1188

Business Address: 50 East 168th St ^{RIE} NYC NY 10452

E-mail Address: jayc.fox@gmail.com

Home Telephone: 413-652-4815

Home Address: 5009 Broadway Apt #409, NYC NY 10034

Disclosure of Financial Interest by a Current or Proposed Charter School Education Corporation Trustee

Trustee Name:

Linda Manke

Name of Charter School Education Corporation (for an unmerged school, this is the Charter School Name):

Grand Concourse Academy Charter School

1. List all positions held on the education corporation board (e.g., president, treasurer, parent representative).

Secretary

2. Is the trustee an employee of any school operated by the Education Corporation?
 Yes No

If Yes, for each school, please provide a description of the position(s) you hold, your responsibilities, your salary and your start date.

3. Is the trustee an employee or agent of the management company or institutional partner of the charter school(s) governed by the Education Corporation?

Yes No

If Yes, for each school, please provide a description of the position(s) you hold, your responsibilities, your salary and your start date.

4. Identify each interest/transaction (and provide the requested information) that you or any of your immediate family members or any persons who live with you in your house have held or engaged in with the charter school(s) governed by the Education Corporation during the time you have served on the board, and in the six-month period prior to such service. If there has been no such financial interest or transaction, write **None**. Please note that if you answered **Yes** to Questions 2-4 above, you need not disclose again your employment status, salary, etc.

Date(s)	Nature of Financial Interest/Transaction	Steps taken to avoid a conflict of interest, (e.g., did not vote, did not participate in discussion)	Name of person holding interest or engaging in transaction and relationship to yourself
None	<i>Please write "None" if applicable. Do not leave this space blank.</i>		

5. Identify each individual, business, corporation, union association, firm, partnership, committee proprietorship, franchise holding company, joint stock company, business or real estate trust, non-profit organization, or other organization or group of people doing business with the school(s) governed by the Education Corporation and in which such entity, during the time of your tenure as a trustee, you and/or your immediate family member(s) or person(s) living in your house had a financial interest or other relationship. If you are a member, director, officer or employee of an organization formally partnered with the school(s) that is/are doing business with the school(s) through a management or services agreement, please identify only the name of the organization, your position in the organization, and the relationship between such organization and the school(s). If there was no financial interest, write None.

Organization conducting business with the school(s)	Nature of business conducted	Approximate value of the business conducted	Name of Trustee and/or immediate family member of household holding an interest in the organization conducting business with the school(s) and the nature of the interest	Steps Taken to Avoid Conflict of Interest
Lawyers Alliance for New York	Robert legal services	<\$50,000	Linda Smartery	Former employee, Disclosure, Recusal

Please write "None" if applicable and use this space for a note regarding recusal

an note regarding recusal

7/7/17

Signature _____ Date _____

Please note that this document is considered a public record and as such, may be made available to members of the public upon request under the Freedom of Information Law. Personal contact information provided below will be redacted.

Business Telephone: 212-872-0350

Business Address: NYS HCR, 641 Lexington Ave. NY NY

E-mail Address: linda.smartery@gmail.com

Home Telephone: 914-832-7305

Home Address: 73 Kingsbury Rd NR NY 10804



Entry 9 BOT Table

Created: 06/21/2017 • Last updated: 07/14/2017

(tab across or use scroll bar at bottom of table)

1. Current Board Member Information

	Trustee Name	Email Addresses	Position on the Board	Committee Affiliations	Voting Member Per By-Laws? (Y/N)	Area of Expertise, and/or Additional Role at School (parent, staff member, etc.)	Number of Terms Served and Length of Each (Include election date and term expiration)	Number of Board Mtgs Attended during 2016-17?
1	Arlen Hall-Waisburd	waisburd@aol.com	Chair/Board President	All		Community Relations	3 Terms (2006-2009, 2009-2014, 2014-Present)	9
2	Howard Banker	howard.banker@gmail.com	Treasurer	All		Finance	3 Terms (2004-2009, 2009-2014, 2014-Present)	8
3	Richard Conley	rconley@communitytyp.com	Trustee/Member	All	Yes	Legal	3 Terms (2004-2009, 2009-2014, 2014-	6

							Present)	
4	Jaye Fox	jaye.fox@gmail.com	Trustee/Member	All	Yes	Business / Finance	1 Term (2017-Present)	5 or less
5	Linda Manley	lindamanley@gmail.com	Trustee/Member	All	Yes	Business / Finance	1 Term (2017-Present)	5 or less
6	Joyce Davis	joyhdavis@aol.com	Other	All	Yes	Community Relations	3 Terms (2004-2009, 2009-2014, 2014-2017)	5 or less
7	Jeanette Engles	jengles@nyc.rr.com	Other	All	Yes	Business	3 Terms (2004-2009, 2009-2014, 2014-2017)	5 or less
8								
9								
10								
11								
12								
13								
14								
15								
16								
17								
18								
19								
20								

2. Total Number of Members on June 30, 2016 5

3. Total Number of Members Joining the Board 2016-17 School Year 2

4. Total Number of Members Departing the Board during the 2016-17 School Year 2

5. Number of Voting Members 2016-17, as set by the by-laws, resolution or minutes 5

6. Number of Board Meetings Conducted in the 2016-17 School Year 10

7. Number of Board Meetings Scheduled for the [2017-18](#) School Year 10

Thank you.



Entry 11 Enrollment and Retention of Special Populations

Created: 07/11/2017 • Last updated: 07/14/2017

Instructions for Reporting Enrollment and Retention Strategies

Describe the efforts the charter school has made in 2016-2017 toward meeting targets to attract and retain enrollment of students with disabilities, English language learners, and students who are economically disadvantaged. In addition, describe the school's plans for meeting or making progress toward meeting its enrollment and retention targets in 2017-2018.

Recruitment/Attraction Efforts Toward Meeting Targets

	Describe Efforts Toward Meeting Recruitment Targets 2016-17)	Describe Plans Toward Meeting Recruitment Targets 2017-18)
Economically Disadvantaged	<ul style="list-style-type: none"> • Meal program covered at school open house, on application and during tours • Support is offered to assist families in completing all necessary paperwork to ensure eligible students participate in the lunch program • Recruitment throughout neighborhoods surrounding the school and in the local district 	<ul style="list-style-type: none"> • Continue to advertise and increase parent outreach in low-income neighborhoods. • Provide detailed information on school support services for low-income families, such as free or reduced price lunch. • Assistance with High School Placement covered at School Open House and Information sessions. • Outreach to include emphasis on enrichment and academic intervention programs.
English Language Learners	<ul style="list-style-type: none"> • Direct mail advertising in languages other than English • ESL and Second Language Programs covered at school open house, on application, and during tours • Other advertising including flyers, brochures, etc. are made available in languages other than English • Outreach by multi-lingual staff • Outreach to specialized feeder schools and programs • A language translator dropdown is currently part of our school website • All school brochures, mailings and application mention that the school accommodates students with disabilities, English language learners and participates in the free and reduced lunch program • School information session(s) held to 	<ul style="list-style-type: none"> • Increase outreach to multilingual pre-schools, daycares and programs to advertise to English Language Learners. • Continue to translate all school materials, including the school website in as many languages as possible to communicate with diverse English Language Learners throughout communities. • Schedule presentations at community centers, day cares and pre-schools, where

	<p>attract more families who speak a language other than English</p> <ul style="list-style-type: none"> • Advertising materials distributed in the primary languages other than English spoken in the area • With notice, every attempt is made by the school to provide translation for families at school events, parent-teacher conferences and meetings by using the school staff or the school's parent volunteers • Utilized translation services from the NYC Department of Education 	<p>school staff can provide information in English and Spanish.</p> <ul style="list-style-type: none"> • Design school website to show case school's cultural and ethnic diversities.
Students with Disabilities	<ul style="list-style-type: none"> • Special needs programs covered at school open house, on application and during tours • School website mentions special needs • Other advertising including flyers, brochures, etc. all mention special needs • Outreach to specialized feeder schools and programs 	<ul style="list-style-type: none"> • Continue to work with parents during pre-registration and explain all services our school provides to meet their individual child's needs. • Work with the CSE and the parent to implement services. • Increase social, emotional and behavioral support from 3 guidance counselors and 2 deans to address students with special needs.

Retention Efforts Toward Meeting Targets

	Describe Efforts Toward Meeting Retention Targets 2016-17)	Describe Plans Toward Meeting Retention Targets 2017-18)
Economically Disadvantaged	<ul style="list-style-type: none"> • Programs for enrichment and extracurricular activities for middle school students • Outdoor discovery activities • Sports, Newspaper, Theatre & Drama, Chorus and Chess Clubs • S.T.E.M. Enrichment learning offered through LEGO Robotics, 3D printer, Chromebooks for all Middle School students • Opportunities for students to enter into high school preparation programs. 	<ul style="list-style-type: none"> • Increase social and emotional support by having 3 guidance counselors and 2 deans on school staff. • Have a new Parent Coordinator position to address any help support hardships from low-income parents or families. • Continue to provide information to parents regarding benefits, services and support programs for low-income families. • Provide assistance with high school placement and gifted and talented programs. • Hold Career Day events where representatives in different industry fields can provide students with information on how to obtain high paying jobs after college. • Assist parents with completing the NYC School Meals application to ensure low income families receive free or reduced priced meals for their child(ren). • S.T.E.M. Enrichment learning offered through LEGO Robotics and advanced technology.
		<ul style="list-style-type: none"> • Continue to have certified ESL teachers on

<p>English Language Learners</p>	<ul style="list-style-type: none"> • Two (2) certified ESL teachers on staff • Special outreach to parents of ELL students • Differentiation in classroom instruction/ESL Push in Model • Collaboration with New York State RBE-RN facilitator for Language Acquisition Strategies Workshops • Parent Outreach and Workshops • Outdoor discovery activities and clubs 	<p>staff to provide differentiation strategies and techniques for English Language Learners</p> <ul style="list-style-type: none"> • Utilize the NYC Charter School Center and NYSped Collaborative for school personnel to attend staff development workshops, webinars and information sessions regarding ELL services and practices. • Incorporate cultural festivals and performances where students can perform in different languages and learn about the school's diversity. • Continue to provide translation services for all parents and families at meetings, conferences, etc.
<p>Students with Disabilities</p>	<ul style="list-style-type: none"> • Specialized RTI program • Differentiation in classroom instruction • Coordination with NYC DOE Speech, Physical Therapy and Occupational Therapy Service Providers • Part time Guidance Counselor • Eight (8) certified Special Education Teachers • Integrated Co-Teaching (ICT) Classes Grades K-7 • Special Education Coordinator to ensure all IEP mandates are met. • Collaborative relationship with NYCDOE Committees on Special Education for the District • Parent Outreach and Workshops • Outdoor discovery activities and clubs 	<ul style="list-style-type: none"> • Increase social and emotional support by having 3 guidance counselors to address students with special needs. • Coordinate with the NYC DOE to provide mandated services for all students with Individualized Educational Programs. • Work with parents at meetings, conferences and workshops to ensure all issues, needs and questions are fully addressed. • Utilize the Special Ed Collaborative membership for school personnel to attend workshops, webinars and information sessions on Special Ed services and practices. • Articulation between classroom teachers and special education teachers/service providers to ensure continuity in instruction for all students with IEP's.



Entry 12 Classroom Teacher and Administrator Attrition

Created: 06/21/2017 • Last updated: 07/14/2017

Report changes in teacher and administrator staffing.

Instructions for completing the Classroom Teacher and Administrator Attrition Tables

Charter schools must complete the two tables named 2016-2017 Classroom Teacher and Administrator Attrition to report changes in teacher and administrator staffing in 2016-2017. Please provide the full time equivalent (FTE) of staff on June 30, 2016; the FTE for any departed staff from July 1, 2016 through June 30, 2017; the FTE for added staff from July 1, 2016 through June 30, 2017; and the FTE of staff added in newly created positions from July 1, 2016 through June 30, 2017 using the two tables provided.

Classroom Teacher Attrition Table

	FTE Classroom Teachers on June 30, 2016	FTE Classroom Teachers Departed 7/1/16 - 6/30/17	FTE Classroom Teachers Filling Vacant Positions 7/1/16 - 6/30/17	FTE Classroom Teachers Added in New Positions 7/1/16 - 6/30/17	FTE of Classroom Teachers on June 30, 2017
	31	4	4	3	38

Administrator Position Attrition Table

	FTE Administrative Positions on June 30, 2016	FTE Administrators Departed 7/1/16 - 6/30/17	FTE Administrators Filling Vacant Positions 7/1/16 - 6/30/17	FTE Administrators Added in New Positions 7/1/16 - 6/30/17	FTE Administrative Positions on June 30, 2017
	7	1	0	0	6

Thank you



2017 - 2018 STUDENT CALENDAR

September 7 th	Thursday	Parent Orientation for Kindergarten and Students attending for the 1 st time
September 8 th	Friday	Parent Orientation for Middle School Students
September 11 th	Monday	First Day of School for all Students
September 21 st September 22 nd	Thursday and Friday	School Closed – Rosh Hashanah
October 2nd*	Monday	Half Day – Staff Development/Open House
October 9 th *	Monday	School Closed – Columbus Day
November 6th*	Monday	Half Day – Staff Development
November 20th	Monday	HALF DAY – PARENT/TEACHER CONFERENCE
November 23 rd November 24 th	Thursday and Friday	School Closed – Thanksgiving Weekend <i>Students return on Monday, November 27th</i>
December 4th*	Monday	Half Day – Staff Development
December 25 th January 1 st	Monday thru Monday	School Closed – Winter Recess <i>Students return on Tuesday, January 2nd</i>
January 8th*	Monday	Half Day – Staff Development
January 15 th	Monday	School Closed – Martin Luther King, Jr. Day
January 18th*	Thursday	HALF DAY – PARENT/TEACHER CONFERENCE
February 5th*	Monday	Half Day – Staff Development
February 19 th February 23 rd	Monday thru Friday	School Closed – Mid Winter Recess <i>Students return on Monday, February 26th</i>
March 5th*	Monday	Half Day – Staff Development
March 8th*	Thursday	HALF DAY – PARENT/TEACHER CONFERENCE
March 29 th ** April 6 th	Thursday thru Friday	School Closed – Spring Recess <i>Students return on Monday, April 9th</i> ** (Thursday, March 29th – Make-Up Snow Day) **
May 7th*	Monday	Half Day – Staff Development
May 25 th ** May 28 th	Friday and Monday	School Closed – Memorial Remembrance ** (Friday, May 25th - Make-up Snow Day) **
June 7th*	Thursday	HALF DAY – Staff Development/Clerical Day
June 12th*	Tuesday	HALF DAY – Staff Development/Clerical Day
June 15 th	Friday	School Closed – EID AL-Fitr
June 26 th	Tuesday	Last Day of School – HALF DAY OF SCHOOL - FINAL REPORT CARD

HALF DAYS CAN BE CHANGED OR CANCELLED

****THURSDAY, MARCH 29, 2018 AND FRIDAY, MAY 25, 2018 ARE MAKE-UP SNOW DAYS****

NYS EDUCATION MANDATES 95% ATTENDANCE FOR ALL STUDENTS

STUDENTS MUST WEAR SCHOOL UNIFORMS AT ALL TIMES.

NO HOOD SWEATERS OR JEANS ALLOWED UNLESS PRIOR NOTIFICATION RECEIVED.