



# Entry 1 School Information

Created: 07/15/2017 • Last updated: 08/01/2017

Please be advised that you will need to complete this cover page (including signatures) before all of the other tasks assigned to you by your authorizer are visible on your task page. While completing this task, please ensure that you select the correct authorizer (**as of June 30, 2017**) or you may not be assigned the correct tasks.

**a. SCHOOL NAME AND BEDS#** GREEN TECH HIGH CS (SUNY Trustees)

(Select name from the drop down menu)

**b. CHARTER AUTHORIZER** SUNY-Authorized Charter School

(For technical reasons, please re-select authorizer name from the drop down menu).

**c. DISTRICT / CSD OF LOCATION** Albany

## d1. SCHOOL INFORMATION

	PRIMARY ADDRESS	PHONE NUMBER	FAX NUMBER	EMAIL ADDRESS
	99 Slingerland St, Albany, NY 12202	518-694-3400	518-694-3401	<a href="mailto:frontdesk@greentechhigh.org">frontdesk@greentechhigh.org</a>

## d2. PHONE CONTACT NUMBER FOR AFTER HOURS EMERGENCIES

Contact Name	Brian Rodriguez
Title	Director of Operations
Emergency Phone Number (###-###-####)	518-227-4722

**e. SCHOOL WEB ADDRESS (URL)** <http://www.greentechhigh.org/>

**f. DATE OF INITIAL CHARTER** 07/2006

**g. DATE FIRST OPENED FOR INSTRUCTION** 07/2017

**i. TOTAL ENROLLMENT ON JUNE 30, 2017** 342

**j. GRADES SERVED IN SCHOOL YEAR 2016-17**

Check all that apply

Grades Served	9, 10, 11, 12
---------------	---------------

**k1. DOES THE SCHOOL CONTRACT WITH A CHARTER OR EDUCATIONAL MANAGEMENT ORGANIZATION?** No

**I1. FACILITIES**

Does the school maintain or operate multiple sites?

	No, just one site.
--	--------------------

**I2. SCHOOL SITES**

Please list the sites where the school will operate for the upcoming school year.

	Physical Address	Phone Number	District/CSD	Grades Served at Site	School at Full Capacity at Site	Facilities Agreement
Site 1 (same as primary site)	99 Slingerland St. Albany, NY 12202	518-694-3400	ALBANY CITY SD	9-12	Yes	Rent/Lease
Site 2						
Site 3						

**I2a. Please provide the contact information for Site 1.**

	Name	Work Phone	Alternate Phone	Email Address
School Leader	Paul Miller	518-694-3400		<a href="mailto:pmiller@greentechhigh.org">pmiller@greentechhigh.org</a>
Operational Leader	Brian Rodriguez	518-694-3400		<a href="mailto:brodriguez@greentechhigh.org">brodriguez@greentechhigh.org</a>
Compliance Contact	Brian Rodriguez	518-694-3400		<a href="mailto:brodriguez@greentechhigh.org">brodriguez@greentechhigh.org</a>
Complaint Contact	Brian Rodriguez	518-694-3400		<a href="mailto:brodriguez@greentechhigh.org">brodriguez@greentechhigh.org</a>

**m1. Is the school or are the school sites co-located?** No

**n1. Were there any revisions to the school's charter during the 2016-17 school year? (Please include approved or pending material and non-material charter revisions).** No

**o. Name and Position of Individual(s) Who Completed the 2016-17 Annual Report.** Paul Miller, School Leader, Brian Rodriguez, Operations Mgr, Jen Pasek, Consultant


**p. Our signatures below attest that all of the information contained herein is truthful and accurate and that this charter school is in compliance with all aspects of its charter, and with all pertinent Federal, State, and local laws, regulations, and rules. We understand that if any information in any part of this report is found to have been deliberately misrepresented, that will constitute grounds for the revocation of our charter. Check YES if you agree and then use the mouse on your PC or the stylist on your mobile device to sign your name).**

Yes

**Signature, Head of Charter School**

A handwritten signature in black ink, appearing to read "Paul M. [unclear]". The signature is fluid and cursive, with a large initial "P" and a stylized "M".

**Signature, President of the Board of Trustees**

A handwritten signature in black ink, consisting of a vertical line with a diagonal stroke crossing it from the bottom left to the top right.

**Date** 2017/08/01

**Thank you.**



# Entry 2 NYS School Report Card Link

Last updated: 08/01/2017

---

## **1. NEW YORK STATE REPORT CARD**

<https://data.nysed.gov/reportcard.php?year=2016&instid=800000059776>

**Provide a direct URL or web link to the most recent New York State School Report Card for the charter school (See <https://reportcards.nysed.gov/>).**

(Charter schools completing year one will not yet have a School Report Card or link to one. Please type "URL is not available" in the space provided).



# Entry 4 Expenditures per Child

Last updated: 08/01/2017

## Financial Information

This information is required of ALL charter schools. Provide the following measures of fiscal performance of the charter school in Appendix B (Total Expenditures and Administrative Expenditures Per Child):

### 1. Total Expenditures Per Child

To calculate '**Total Expenditures per Child**' take total expenditures (from the unaudited 2016-17 Schedule of Functional Expenses) and divide by the year end FTE student enrollment. (Integers Only. No dollar signs or commas).

**Note:** The information on the Schedule of Functional Expenses on pages 41-43 of the Audit Guide can help schools locate the amounts to use in the two per pupil calculations: <http://www.p12.nysed.gov/psc/AuditGuide.html>

Line 1: Total Expenditures	5329173
Line 2: Year End FTE student enrollment	342
Line 3: Divide Line 1 by Line 2	15582

## 2. Administrative Expenditures per Child

To calculate **'Administrative Expenditures per Child'** To calculate "Administrative Expenditures per Child" first *add* together the following:

1. Take the relevant portion from the 'personnel services cost' row and the 'management and general' column (from the unaudited 2016-17 Schedule of Functional Expenses)
2. Any contracted administrative/management fee paid to other organizations or corporations
3. Take the total from above and divide it by the year-end FTE enrollment. The relevant portion that must be included in this calculation is defined as follows:

Administrative Expenditures: Administration and management of the charter school includes the activities and personnel of the offices of the chief school officer, the finance or business offices, school operations personnel, data management and reporting, human resources, technology, etc. It also includes those administrative and management services provided by other organizations or corporations on behalf of the charter school for which the charter school pays a fee or other compensation. Do not include the FTE of personnel whose role is to directly support the instructional program.

### Notes:

**The information on the Schedule of Functional Expenses on pages 41-43 of the Audit Guide can help schools locate the amounts to use in the two per pupil calculations:**

**<http://www.p12.nysed.gov/psc/AuditGuide.html>.**

**Employee benefit costs or expenditures should not be reported in the above calculations.**

Line 1: Relevant Personnel Services Cost (Row)	655027
Line 2: Management and General Cost (Column)	3057224
Line 3: Sum of Line 1 and Line 2	3712201
Line 5: Divide Line 3 by the Year End FTE student enrollment	10854

**Thank you.**

**Green Tech High Charter School**  
**Profit & Loss Budget vs. Actual**  
June 30, 2016 through June 30, 2017

	ACTUAL								
	Jul 16	Aug 16	Sep 16	Oct 16	Nov 16	Dec 16	Jan 17	Feb 17	Mar 17
<b>Income</b>									
<b>40000 · SCHOOL DISTRICT INCOME</b>									
<b>40100 · Regular Education</b>									
40110 · Albany CSD Regular Ed	0.00	0.00	0.00	0.00	0.00	0.00	0.00	0.00	0.00
40112 · Guilderland CSD	0.00	0.00	0.00	0.00	0.00	0.00	0.00	0.00	0.00
40113 · Cohoes CSD	0.00	0.00	0.00	0.00	0.00	0.00	0.00	0.00	0.00
40117 · Shenendehowa SD	0.00	0.00	0.00	0.00	0.00	0.00	0.00	0.00	0.00
40118 · Troy City School District	0.00	0.00	0.00	0.00	0.00	0.00	0.00	0.00	0.00
40119 · Watervliet CSD Income	0.00	0.00	0.00	0.00	0.00	0.00	0.00	0.00	0.00
40120 · Schenectady CS	0.00	0.00	0.00	0.00	0.00	0.00	0.00	0.00	0.00
40121 · Rensselaer City School District	0.00	0.00	0.00	0.00	0.00	0.00	0.00	0.00	0.00
40122 · Lansingburgh CSD	0.00	0.00	0.00	0.00	0.00	0.00	0.00	0.00	0.00
40124 · East Greenbush CSD	0.00	0.00	0.00	0.00	0.00	0.00	0.00	0.00	0.00
40125 · Menands CSD	0.00	0.00	0.00	0.00	0.00	0.00	0.00	0.00	0.00
40126 · Green Island	0.00	0.00	0.00	0.00	0.00	0.00	0.00	0.00	0.00
40127 · Niskayuna CSD	0.00	0.00	0.00	0.00	0.00	0.00	0.00	0.00	0.00
40128 · Schodack	0.00	0.00	0.00	0.00	0.00	0.00	0.00	0.00	0.00
40139 · Averill Park CSD	0.00	0.00	0.00	0.00	0.00	0.00	0.00	0.00	0.00
40100 · Regular Education - Other	391,432.51	391,432.50	483,307.05	483,307.05	344,589.41	344,589.40	400,726.81	404,823.46	405,399.95
<b>Total 40100 · Regular Education</b>	391,432.51	391,432.50	483,307.05	483,307.05	344,589.41	344,589.40	400,726.81	404,823.46	405,399.95
40140 · Special Charter School Funding	75,079.00	0.00	0.00	0.00	0.00	0.00	0.00	0.00	0.00
<b>40200 · Special Education</b>									
40210 · Albany CSD SPED	0.00	0.00	0.00	0.00	0.00	0.00	0.00	0.00	0.00
<b>Total 40200 · Special Education</b>	0.00	0.00	0.00	0.00	0.00	0.00	0.00	0.00	0.00
<b>40300 · Other School District Income</b>									
42400 · IDEA Income	0.00	0.00	0.00	0.00	0.00	0.00	0.00	0.00	0.00
<b>Total 40300 · Other School District Income</b>	0.00	0.00	0.00	0.00	0.00	0.00	0.00	0.00	0.00
<b>Total 40000 · SCHOOL DISTRICT INCOME</b>	466,511.51	391,432.50	483,307.05	483,307.05	344,589.41	344,589.40	400,726.81	404,823.46	405,399.95
<b>41000 · STATE GRANTS</b>									
41200 · School Lunch Prog Revenue	0.00	0.00	1,001.00	36.00	476.00	425.00	512.00	316.00	508.00
<b>Total 41000 · STATE GRANTS</b>	0.00	0.00	1,001.00	36.00	476.00	425.00	512.00	316.00	508.00
<b>42000 · FEDERAL GRANTS</b>									
42200 · E-Rate Income									
42205 · E-Rate Phone/Cable/Internet	260.10	604.82	0.00	2,089.15	0.00	0.00	48,108.90	1,514.30	1,514.30
<b>Total 42200 · E-Rate Income</b>	260.10	604.82	0.00	2,089.15	0.00	0.00	48,108.90	1,514.30	1,514.30
42250 · School Lunch Program Revenue	0.00	0.00	37,167.00	256.00	17,351.00	15,777.00	15,540.00	11,992.00	19,026.00
42300 · Title Grant Income									
42301 · Title I Grant Income	10,417.00	10,417.00	10,417.00	10,417.00	10,417.00	10,417.00	10,417.00	10,417.00	10,417.00
42302 · Title II A Grant Income	333.00	333.00	333.00	333.00	333.00	333.00	333.00	333.00	333.00

**Green Tech High Charter School**  
**Profit & Loss Budget vs. Actual**  
June 30, 2016 through June 30, 2017

	ACTUAL								
	Jul 16	Aug 16	Sep 16	Oct 16	Nov 16	Dec 16	Jan 17	Feb 17	Mar 17
<b>Total 42300 · Title Grant Income</b>	10,750.00	10,750.00	10,750.00	10,750.00	10,750.00	10,750.00	10,750.00	10,750.00	10,750.00
<b>Total 42000 · FEDERAL GRANTS</b>	11,010.10	11,354.82	47,917.00	13,095.15	28,101.00	26,527.00	74,398.90	24,256.30	31,290.30
<b>44000 · CONTRIBUTIONS</b>									
44100 · Private Grant-Corporate	0.00	0.00	14,550.00	0.00	0.00	0.00	0.00	0.00	0.00
<b>Total 44000 · CONTRIBUTIONS</b>	0.00	0.00	14,550.00	0.00	0.00	0.00	0.00	0.00	0.00
<b>45000 · INVESTMENT INCOME</b>	3.63	5.12	7.74	17.31	10.87	3.30	18.84	17.40	20.10
<b>46000 · OTHER INCOME</b>									
46210 · Tracking Program	0.00	(300.00)	0.00	567.00	0.00	0.00	0.00	0.00	0.00
46250 · Field Trips	0.00	0.00	0.00	0.00	0.00	0.00	0.00	0.00	0.00
46420 · Bus Passes	0.00	0.00	0.00	0.00	0.00	0.00	0.00	200.00	0.00
46600 · Sports	0.00	0.00	7,100.00	0.00	100.00	5,273.03	2,623.00	3,384.21	1,767.00
46650 · Fundraiser	31.58	0.00	20,000.00	0.00	0.00	0.00	0.00	0.00	250.00
46800 · Student Council Income	0.00	0.00	0.00	0.00	0.00	444.00	0.00	170.00	115.00
46803 · Cuba Trip	0.00	0.00	0.00	0.00	1,000.00	19,360.00	0.00	0.00	0.00
46806 · Facility Rental	(375.00)	0.00	1,500.00	30.00	0.00	100.00	100.00	0.00	650.00
46810 · Other Income	0.00	488.71	1,680.23	255.25	167.00	250.00	500.00	0.00	0.00
<b>Total 46000 · OTHER INCOME</b>	(343.42)	188.71	30,280.23	852.25	1,267.00	25,427.03	3,223.00	3,754.21	2,782.00
<b>46100 · Lunch Prog Cash Sales</b>	0.00	0.00	345.50	392.01	466.90	610.00	174.00	149.50	239.25
<b>46901 · Summer Camp</b>	0.00	0.00	0.00	0.00	0.00	0.00	0.00	0.00	0.00
<b>Total Income</b>	477,181.82	402,981.15	577,408.52	497,699.77	374,911.18	397,581.73	479,053.55	433,316.87	440,239.60
<b>Gross Profit</b>	477,181.82	402,981.15	577,408.52	497,699.77	374,911.18	397,581.73	479,053.55	433,316.87	440,239.60
<b>Expense</b>									
<b>A-PERSONNEL</b>									
<b>A_PERSONNEL</b>									
5101 · Teaching Staff_Reg Ed	103,881.20	161,634.42	143,987.68	141,100.10	157,408.34	153,757.98	154,559.40	137,364.64	154,174.81
5102 · Teaching Staff-Special Ed	8,657.86	7,385.15	15,070.86	10,047.24	10,047.24	10,047.24	8,391.88	12,410.78	11,554.32
5110 · Coaches	0.00	0.00	4,000.00	2,500.00	3,250.00	7,287.50	4,980.00	1,307.50	0.00
5120 · Bonus-Teachers	0.00	0.00	0.00	0.00	0.00	0.00	0.00	0.00	0.00
5215 · Psychologist*	11,834.44	11,672.89	16,008.94	8,468.14	15,057.68	15,057.68	15,057.68	13,688.80	15,742.12
5216 · Special Ed Coordinator	2,574.76	3,001.52	2,693.21	2,547.74	2,669.43	2,669.44	2,669.43	2,426.76	2,790.78
5311 · Nursing Staff	0.00	0.00	3,738.00	3,447.50	3,738.00	3,484.00	2,737.00	2,722.00	3,930.50
5312 · Food Service Staff	1,991.93	4,870.45	5,676.65	5,657.57	6,043.15	6,043.16	6,137.82	5,384.43	7,897.51
5313 · Summer School	12,352.00	0.00	0.00	0.00	0.00	0.00	0.00	0.00	0.00
6101 · Administrative Staff	39,628.61	43,900.35	41,643.09	39,744.23	41,613.29	42,104.46	39,915.23	38,120.73	45,414.64
6102 · Principal.	14,652.00	13,156.00	12,584.86	12,011.14	12,584.00	12,584.00	12,584.00	11,440.00	13,156.00
<b>Total A_PERSONNEL</b>	195,572.80	245,620.78	245,403.29	225,523.66	252,411.13	253,035.46	247,032.44	224,865.64	254,660.68
<b>EMPLOYEE BENEFITS</b>									

**Green Tech High Charter School**  
**Profit & Loss Budget vs. Actual**  
June 30, 2016 through June 30, 2017

	ACTUAL								
	Jul 16	Aug 16	Sep 16	Oct 16	Nov 16	Dec 16	Jan 17	Feb 17	Mar 17
<b>5150 · Health Insurance</b>	18,172.24	17,848.13	26,247.51	17,443.14	18,754.63	20,028.52	22,892.77	23,358.02	23,574.83
<b>5151 · Dental Insurance</b>	3,266.34	2,938.74	2,212.98	2,475.78	2,387.79	2,433.72	2,810.10	5,082.18	2,647.29
<b>5152 · Vision Insurance</b>	(0.77)	0.00	0.00	0.00	0.00	0.00	0.00	0.00	0.00
<b>5153 · Life &amp; ADD</b>	314.20	314.67	263.96	319.13	301.72	335.46	354.84	644.81	376.90
<b>5154 · LTD</b>	388.11	388.79	314.90	395.62	370.08	395.06	442.76	788.94	434.92
<b>5155 · HRA Exp</b>	13,320.10	8,087.86	3,903.64	0.00	5,368.44	4,342.98	7,191.98	7,891.64	7,467.10
<b>5157 · Voluntary Life Insurance</b>	690.58	(246.01)	(482.31)	213.40	1,247.97	(6.76)	3.29	186.90	(56.36)
<b>5158 · Voluntary STD</b>	2,730.56	315.80	127.83	86.29	86.29	(153.70)	51.55	625.13	(198.89)
<b>5164 · 401K Match</b>	3,205.42	2,769.85	3,716.15	1,183.63	3,664.00	2,670.34	2,453.42	2,540.17	2,444.38
<b>5165 · HRA_ FSA Admin Fees</b>	89.44	0.00	0.00	231.00	236.50	236.50	247.50	247.50	0.00
<b>Total EMPLOYEE BENEFITS</b>	<b>42,176.22</b>	<b>32,417.83</b>	<b>36,304.66</b>	<b>22,347.99</b>	<b>32,417.42</b>	<b>30,282.12</b>	<b>36,448.21</b>	<b>41,365.29</b>	<b>36,690.17</b>
<b>PAYROLL TAX</b>									
<b>5160 · SUTA Tax</b>	6,269.08	1,927.34	3,850.46	1,788.45	1,379.14	3,161.92	9,655.20	7,299.98	4,674.86
<b>5161 · FICA/Medicare Tax</b>	14,961.31	18,893.24	18,405.44	17,619.28	19,451.01	19,237.22	19,219.49	17,108.49	20,119.78
<b>5162 · Workers Comp.</b>	1,756.00	1,756.00	1,756.00	1,756.00	1,756.00	1,756.00	1,756.00	1,756.00	4,401.03
<b>5163 · Disability Insurance</b>	237.01	623.40	328.85	219.17	231.17	234.30	223.78	231.10	340.52
<b>Total PAYROLL TAX</b>	<b>23,223.40</b>	<b>23,199.98</b>	<b>24,340.75</b>	<b>21,382.90</b>	<b>22,817.32</b>	<b>24,389.44</b>	<b>30,854.47</b>	<b>26,395.57</b>	<b>29,536.19</b>
<b>Total A-PERSONNEL</b>	<b>260,972.42</b>	<b>301,238.59</b>	<b>306,048.70</b>	<b>269,254.55</b>	<b>307,645.87</b>	<b>307,707.02</b>	<b>314,335.12</b>	<b>292,626.50</b>	<b>320,887.04</b>
<b>AUDITING FEES</b>									
<b>6200 · Auditing Fees</b>	0.00	0.00	12,552.00	2,275.00	0.00	1,910.00	0.00	0.00	0.00
<b>Total AUDITING FEES</b>	<b>0.00</b>	<b>0.00</b>	<b>12,552.00</b>	<b>2,275.00</b>	<b>0.00</b>	<b>1,910.00</b>	<b>0.00</b>	<b>0.00</b>	<b>0.00</b>
<b>BANK FEES</b>									
<b>6223 · Finance and Late Fees</b>	153.00	262.53	143.80	43.85	553.78	84.63	48.00	7.00	56.83
<b>6230 · Bank Fees</b>	6.03	25.50	12.50	55.05	10.00	0.00	96.00	47.00	65.00
<b>6250 · Loan Interest</b>	1,187.50	865.29	1,584.48	1,899.57	1,979.23	3,253.13	1,878.20	538.35	2,910.09
<b>Total BANK FEES</b>	<b>1,346.53</b>	<b>1,153.32</b>	<b>1,740.78</b>	<b>1,998.47</b>	<b>2,543.01</b>	<b>3,337.76</b>	<b>2,022.20</b>	<b>592.35</b>	<b>3,031.92</b>
<b>CLASSROOM SUPPLIES</b>									
<b>5250 · Classroom Supplies.</b>	84.98	1,250.00	50.64	941.67	66.95	843.64	87.69	62.25	593.54
<b>5252 · Art Supplies</b>	0.00	156.89	386.93	53.71	128.95	0.00	0.00	160.15	0.00
<b>5253 · Music Supplies</b>	0.00	0.00	883.44	0.00	0.00	0.00	0.00	0.00	0.00
<b>5254 · Math Supplies</b>	0.00	0.00	1,246.87	0.00	0.00	573.38	0.00	35.00	32.62
<b>5255 · Physical Education Supplies</b>	0.00	0.00	0.00	2,006.60	0.00	0.00	0.00	0.00	0.00
<b>5256 · Science Supplies</b>	0.00	0.00	677.43	0.00	0.00	0.00	0.00	0.00	0.00
<b>5257 · Social Studies Supplies</b>	0.00	0.00	0.00	0.00	0.00	22.55	0.00	0.00	0.00
<b>5258 · Spanish Supplies</b>	0.00	0.00	0.00	0.00	0.00	0.00	0.00	0.00	0.00
<b>5261 · English</b>	0.00	0.00	700.00	0.00	0.00	46.52	0.00	0.00	0.00
<b>Total CLASSROOM SUPPLIES</b>	<b>84.98</b>	<b>1,406.89</b>	<b>3,945.31</b>	<b>3,001.98</b>	<b>195.90</b>	<b>1,486.09</b>	<b>87.69</b>	<b>257.40</b>	<b>626.16</b>
<b>COMMUNICATION</b>									

**Green Tech High Charter School**  
**Profit & Loss Budget vs. Actual**  
June 30, 2016 through June 30, 2017

	ACTUAL								
	Jul 16	Aug 16	Sep 16	Oct 16	Nov 16	Dec 16	Jan 17	Feb 17	Mar 17
<b>5271 · Cell Phone Service</b>	1,448.78	3,764.35	1,040.69	2,840.62	991.62	3,705.54	1,297.82	1,470.83	1,794.23
<b>5272 · Internet.</b>	519.38	674.33	153.34	505.66	0.00	430.23	0.00	214.00	213.28
<b>5273 · Telephone</b>	2,495.59	2,488.21	2,545.71	6,336.37	3,289.04	3,052.15	3,308.55	3,016.68	3,012.21
<b>Total COMMUNICATION</b>	4,463.75	6,926.89	3,739.74	9,682.65	4,280.66	7,187.92	4,606.37	4,701.51	5,019.72
<b>COMPUTER EQUIP &amp; SOFTWARE</b>									
<b>5280 · Computer Equipment &amp; Software.</b>	0.00	600.00	1,000.00	387.25	1,145.41	39.41	468.00	0.00	0.00
<b>5285 · Power School</b>	0.00	1,917.51	331.76	469.01	989.54	331.76	(1,658.79)	305.50	225.00
<b>Total COMPUTER EQUIP &amp; SOFTWARE</b>	0.00	2,517.51	1,331.76	856.26	2,134.95	371.17	(1,190.79)	305.50	225.00
<b>CONSULTANTS</b>									
<b>5301 · Accounting / Bookkeeping</b>	3,756.00	4,827.00	5,084.25	3,756.00	3,756.00	3,756.00	4,617.00	3,870.00	4,587.00
<b>5302 · IT Services-Non Erate</b>	0.00	0.00	0.00	3,300.00	0.00	0.00	3,300.00	0.00	825.00
<b>5306 · Title Consultant</b>	5,000.00	0.00	5,000.00	0.00	0.00	0.00	5,000.00	0.00	0.00
<b>5307 · Erate</b>	250.00	250.00	250.00	250.00	250.00	250.00	250.00	1,750.00	250.00
<b>5399 · Consultants - Other</b>	3,000.00	5,029.50	3,000.00	6,000.00	0.00	3,000.00	3,000.00	1,500.00	1,500.00
<b>Total CONSULTANTS</b>	12,006.00	10,106.50	13,334.25	13,306.00	4,006.00	7,006.00	16,167.00	7,120.00	7,162.00
<b>EXTRA CURRICULAR ACTIVITIES</b>									
<b>5331 · Student Services</b>	0.00	1,606.50	0.00	1,428.00	0.00	971.89	0.00	0.00	0.00
<b>5335 · Frat/Merit</b>	779.25	20.70	1,762.42	212.75	3,876.72	(198.16)	327.15	155.71	515.93
<b>Total EXTRA CURRICULAR ACTIVITIES</b>	779.25	1,627.20	1,762.42	1,640.75	3,876.72	773.73	327.15	155.71	515.93
<b>FACILITY</b>									
<b>5421 · Custodial.</b>	14,592.55	10,299.60	13,244.15	12,035.35	11,499.08	10,963.84	12,227.33	10,808.18	10,510.03
<b>5422 · Maintenance &amp; Repairs</b>	421.55	16,212.29	10,865.79	(2,994.51)	3,304.53	3,588.91	3,411.45	1,179.04	2,026.34
<b>5423 · Grounds and Building</b>	5,656.82	29,442.59	1,112.61	1,804.73	6,744.71	1,834.07	142.73	1,418.39	65.00
<b>5424 · Security/ Fire Alarm</b>	0.00	0.00	574.89	0.00	0.00	2,911.95	0.00	0.00	114.00
<b>5425 · Snow Removal</b>	0.00	0.00	0.00	0.00	3,750.00	7,500.00	0.00	3,750.00	0.00
<b>5426 · Trash Removal.</b>	0.00	2,001.27	2,094.08	962.99	2,160.87	1,175.93	1,846.32	962.08	976.51
<b>5427 · Moving Expenses</b>	16,331.70	0.00	0.00	0.00	241.97	0.00	73.32	0.00	0.00
<b>5570 · Utilities.</b>	8,451.56	4,349.35	4,222.17	3,263.05	4,437.10	12,230.54	0.00	0.00	18,288.12
<b>Total FACILITY</b>	45,454.18	62,305.10	32,113.69	15,071.61	32,138.26	40,205.24	17,701.15	18,117.69	31,980.00
<b>FIELD TRIPS</b>									
<b>5334 · Field Trips</b>	0.00	0.00	0.00	1,913.17	0.00	100.13	0.00	28,830.00	810.00
<b>5336 · Field Trips-Travel</b>	0.00	0.00	0.00	0.00	59.00	0.00	2,085.00	6,339.90	(2,093.67)
<b>Total FIELD TRIPS</b>	0.00	0.00	0.00	1,913.17	59.00	100.13	2,085.00	35,169.90	(1,283.67)
<b>FOOD &amp; SUPPLIES</b>									
<b>5350 · Food service supplies.</b>	325.00	290.00	13,029.58	10,866.44	9,665.87	7,517.63	10,006.08	6,271.09	7,523.70
<b>Total FOOD &amp; SUPPLIES</b>	325.00	290.00	13,029.58	10,866.44	9,665.87	7,517.63	10,006.08	6,271.09	7,523.70

**Green Tech High Charter School**  
**Profit & Loss Budget vs. Actual**  
June 30, 2016 through June 30, 2017

	ACTUAL								
	Jul 16	Aug 16	Sep 16	Oct 16	Nov 16	Dec 16	Jan 17	Feb 17	Mar 17
<b>FURNITURE</b>									
5354 · Office Furniture & Equipment.	2,789.27	0.00	2,560.22	65.00	0.00	0.00	0.00	0.00	0.00
<b>Total FURNITURE</b>	<b>2,789.27</b>	<b>0.00</b>	<b>2,560.22</b>	<b>65.00</b>	<b>0.00</b>	<b>0.00</b>	<b>0.00</b>	<b>0.00</b>	<b>0.00</b>
<b>GUIDANCE COUNSELING</b>									
5260 · Guidance.	0.00	0.00	0.00	0.00	0.00	0.00	0.00	0.00	0.00
<b>Total GUIDANCE COUNSELING</b>	<b>0.00</b>	<b>0.00</b>	<b>0.00</b>	<b>0.00</b>	<b>0.00</b>	<b>0.00</b>	<b>0.00</b>	<b>0.00</b>	<b>0.00</b>
<b>INSURANCE</b>									
5371 · Business Owner	0.00	0.00	0.00	3,316.00	0.00	0.00	0.00	0.00	4,145.00
5372 · Catastrophe Accident	453.70	466.20	466.20	466.20	466.20	466.20	466.20	466.20	478.71
5373 · Directors & Officers	472.58	472.58	472.58	472.58	472.58	472.58	472.58	472.58	472.58
5374 · General Liability	1,482.67	1,759.42	1,759.42	1,759.42	1,759.42	1,759.42	1,759.42	1,759.42	639.64
5375 · School Liability	331.00	41.75	41.75	41.75	870.75	870.75	870.75	870.75	(3,563.48)
5376 · Umbrella	0.00	0.00	0.00	0.00	0.00	0.00	0.00	0.00	1,396.50
<b>Total INSURANCE</b>	<b>2,739.95</b>	<b>2,739.95</b>	<b>2,739.95</b>	<b>6,055.95</b>	<b>3,568.95</b>	<b>3,568.95</b>	<b>3,568.95</b>	<b>3,568.95</b>	<b>3,568.95</b>
<b>LEGAL &amp; ATTORNEY FEES</b>									
6400 · Legal Fees	104.65	0.00	0.00	0.00	0.00	10,738.01	1,951.15	3,114.00	2,654.00
<b>Total LEGAL &amp; ATTORNEY FEES</b>	<b>104.65</b>	<b>0.00</b>	<b>0.00</b>	<b>0.00</b>	<b>0.00</b>	<b>10,738.01</b>	<b>1,951.15</b>	<b>3,114.00</b>	<b>2,654.00</b>
<b>OFFICE SUPPLIES</b>									
5440 · Off Supplies_Non Instructional	82.68	926.93	1,300.86	1,090.52	362.43	349.35	1,357.79	153.70	419.63
5441 · Printer /Copier Supplies	0.00	0.00	0.00	835.00	0.00	0.00	0.00	0.00	839.72
5442 · Paper	1,919.40	0.00	0.00	732.77	659.78	539.82	988.72	746.69	0.00
5443 · Printer/Copier Lease									
5443-1 · Printer/Copier Maintenance	3,612.18	3,587.99	3,792.18	3,487.18	3,574.65	3,252.16	3,432.16	4,911.45	5,136.72
5443 · Printer/Copier Lease - Other	1,018.82	1,182.72	935.38	2,832.07	1,680.38	1,186.66	1,074.58	0.00	0.00
<b>Total 5443 · Printer/Copier Lease</b>	<b>4,631.00</b>	<b>4,770.71</b>	<b>4,727.56</b>	<b>6,319.25</b>	<b>5,255.03</b>	<b>4,438.82</b>	<b>4,506.74</b>	<b>4,911.45</b>	<b>5,136.72</b>
<b>Total OFFICE SUPPLIES</b>	<b>6,633.08</b>	<b>5,697.64</b>	<b>6,028.42</b>	<b>8,977.54</b>	<b>6,277.24</b>	<b>5,327.99</b>	<b>6,853.25</b>	<b>5,811.84</b>	<b>6,396.07</b>
<b>OPERATIONAL EXPENSES</b>									
6324 · 401K Recordkeeper fees	0.00	500.00	0.00	1,189.12	0.00	0.00	0.00	0.00	0.00
6454 · Data Warehouse	0.00	0.00	0.00	0.00	4,167.34	186.74	0.00	0.00	2,149.00
6457 · School Reach/One Call	1,004.80	0.00	805.88	0.00	0.00	0.00	0.00	0.00	(753.60)
6458 · 401K Administrator fees	0.00	0.00	0.00	0.00	0.00	0.00	987.50	0.00	0.00
<b>Total OPERATIONAL EXPENSES</b>	<b>1,004.80</b>	<b>500.00</b>	<b>805.88</b>	<b>1,189.12</b>	<b>4,167.34</b>	<b>186.74</b>	<b>987.50</b>	<b>0.00</b>	<b>1,395.40</b>
<b>PAYROLL SERVICES</b>									
6323 · Payroll Service	3,578.38	2,662.96	6,162.36	4,092.18	4,189.02	4,119.78	4,719.76	2,111.82	6,370.08
<b>Total PAYROLL SERVICES</b>	<b>3,578.38</b>	<b>2,662.96</b>	<b>6,162.36</b>	<b>4,092.18</b>	<b>4,189.02</b>	<b>4,119.78</b>	<b>4,719.76</b>	<b>2,111.82</b>	<b>6,370.08</b>

**Green Tech High Charter School**  
**Profit & Loss Budget vs. Actual**  
June 30, 2016 through June 30, 2017

	ACTUAL								
	Jul 16	Aug 16	Sep 16	Oct 16	Nov 16	Dec 16	Jan 17	Feb 17	Mar 17
<b>POSTAGE &amp; SHIPPING</b>									
6460 · Postage and Shipping	170.23	679.66	500.33	2,180.14	529.28	509.56	19.41	580.42	460.48
<b>Total POSTAGE &amp; SHIPPING</b>	<b>170.23</b>	<b>679.66</b>	<b>500.33</b>	<b>2,180.14</b>	<b>529.28</b>	<b>509.56</b>	<b>19.41</b>	<b>580.42</b>	<b>460.48</b>
<b>RECRUITMENT-EMPLOYEE</b>									
6470 · Advertising	325.00	4,199.00	0.00	933.16	1,071.56	0.00	350.00	100.00	180.00
6476 · Fingerprint/Background check	0.00	0.00	204.00	0.00	0.00	0.00	0.00	0.00	0.00
6478 · Events.	0.00	225.00	0.00	0.00	0.00	0.00	0.00	0.00	0.00
<b>Total RECRUITMENT-EMPLOYEE</b>	<b>325.00</b>	<b>4,424.00</b>	<b>204.00</b>	<b>933.16</b>	<b>1,071.56</b>	<b>0.00</b>	<b>350.00</b>	<b>100.00</b>	<b>180.00</b>
<b>RECRUITMENT-STUDENT</b>									
6471 · Advertising-Radio/TV	3,452.50	9,185.00	(12.50)	6,247.26	2,937.00	2,240.00	1,000.00	117.00	6,155.50
6472 · Advertising-Mailers	0.00	0.00	260.00	0.00	0.00	0.00	0.00	0.00	0.00
6473 · Website	0.00	0.00	0.00	0.00	0.00	0.00	0.00	0.00	0.00
6475 · Other-Giveaways	0.00	0.00	0.00	0.00	0.00	0.00	0.00	0.00	0.00
<b>Total RECRUITMENT-STUDENT</b>	<b>3,452.50</b>	<b>9,185.00</b>	<b>247.50</b>	<b>6,247.26</b>	<b>2,937.00</b>	<b>2,240.00</b>	<b>1,000.00</b>	<b>117.00</b>	<b>6,155.50</b>
<b>RENT</b>									
5480 · Rent.	0.00	0.00	0.00	25,000.00	25,000.00	25,000.00	25,000.00	25,000.00	25,000.00
<b>Total RENT</b>	<b>0.00</b>	<b>0.00</b>	<b>0.00</b>	<b>25,000.00</b>	<b>25,000.00</b>	<b>25,000.00</b>	<b>25,000.00</b>	<b>25,000.00</b>	<b>25,000.00</b>
<b>SPORTS</b>									
5104 · Coaches.	0.00	4,500.00	0.00	0.00	0.00	2,675.00	0.00	0.00	4,657.90
5105 · Baseball.	0.00	0.00	0.00	0.00	0.00	0.00	0.00	620.00	0.00
5483 · House of Hoops Coach Hood	0.00	0.00	6,509.63	490.00	0.00	0.00	0.00	0.00	0.00
5484 · Track & Field	0.00	2,323.05	0.00	0.00	935.00	693.00	310.00	452.00	1,980.00
5485 · Sports.	1,068.96	9,005.33	211.43	252.58	0.00	0.00	387.20	0.00	787.10
5487 · Basketball.	875.00	0.00	2,244.38	3,548.10	2,518.52	16,444.75	8,977.19	6,792.08	7,791.02
5488 · Football.	3,750.00	4,808.43	7,639.47	2,287.85	4,133.38	1,237.00	3,695.50	0.00	4,226.32
<b>Total SPORTS</b>	<b>5,693.96</b>	<b>20,636.81</b>	<b>16,604.91</b>	<b>6,578.53</b>	<b>7,586.90</b>	<b>21,049.75</b>	<b>13,369.89</b>	<b>7,864.08</b>	<b>19,442.34</b>
<b>STAFF DEVELOPMENT</b>									
5490 · Staff Development	436.94	111.08	54.78	1,012.50	694.34	900.00	176.84	280.14	0.00
5491 · Professional Development	2,558.60	5,142.81	221.14	0.00	533.83	0.00	1,500.00	215.21	1,023.81
6540 · Travel_Mileage	70.84	586.67	51.84	0.00	0.00	0.00	0.00	0.00	1,499.99
<b>Total STAFF DEVELOPMENT</b>	<b>3,066.38</b>	<b>5,840.56</b>	<b>327.76</b>	<b>1,012.50</b>	<b>1,228.17</b>	<b>900.00</b>	<b>1,676.84</b>	<b>495.35</b>	<b>2,523.80</b>
<b>SUPPLIES &amp; MATERIALS</b>									
5240 · Distance Learning	0.00	2,022.90	4,000.00	0.00	0.00	4,000.00	0.00	4,000.00	0.00
5512 · Standard Testing	0.00	0.00	3,861.60	1,141.87	0.00	407.13	0.00	0.00	1,275.00
<b>Total SUPPLIES &amp; MATERIALS</b>	<b>0.00</b>	<b>2,022.90</b>	<b>7,861.60</b>	<b>1,141.87</b>	<b>0.00</b>	<b>4,407.13</b>	<b>0.00</b>	<b>4,000.00</b>	<b>1,275.00</b>
<b>TEXTBOOKS</b>									

**Green Tech High Charter School**  
**Profit & Loss Budget vs. Actual**  
June 30, 2016 through June 30, 2017

	ACTUAL								
	Jul 16	Aug 16	Sep 16	Oct 16	Nov 16	Dec 16	Jan 17	Feb 17	Mar 17
5520 · Textbooks	0.00	0.00	0.00	0.00	0.00	0.00	0.00	0.00	0.00
<b>Total TEXTBOOKS</b>	<b>0.00</b>	<b>0.00</b>	<b>0.00</b>	<b>0.00</b>	<b>0.00</b>	<b>0.00</b>	<b>0.00</b>	<b>0.00</b>	<b>0.00</b>
<b>TRANSPORTATION-STUDENTS</b>									
5530 · Transportation.	0.00	0.00	5,850.00	0.00	0.00	4,825.00	0.00	0.00	4,950.00
<b>Total TRANSPORTATION-STUDENTS</b>	<b>0.00</b>	<b>0.00</b>	<b>5,850.00</b>	<b>0.00</b>	<b>0.00</b>	<b>4,825.00</b>	<b>0.00</b>	<b>0.00</b>	<b>4,950.00</b>
<b>UNIFORMS</b>									
5561 · Uniforms	0.00	0.00	5,883.82	0.00	0.00	2,720.00	1,121.23	0.00	0.00
<b>Total UNIFORMS</b>	<b>0.00</b>	<b>0.00</b>	<b>5,883.82</b>	<b>0.00</b>	<b>0.00</b>	<b>2,720.00</b>	<b>1,121.23</b>	<b>0.00</b>	<b>0.00</b>
5901 · Fundraising Expense	0.00	199.92	1,526.00	1,058.49	61.99	40.97	0.00	0.00	0.00
<b>Total Expense</b>	<b>354,990.31</b>	<b>442,161.40</b>	<b>446,900.98</b>	<b>394,398.62</b>	<b>423,163.69</b>	<b>463,236.57</b>	<b>426,764.95</b>	<b>418,081.11</b>	<b>456,059.42</b>
<b>Net Income</b>	<b>122,191.51</b>	<b>(39,180.25)</b>	<b>130,507.54</b>	<b>103,301.15</b>	<b>(48,252.51)</b>	<b>(65,654.84)</b>	<b>52,288.60</b>	<b>15,235.76</b>	<b>(15,819.82)</b>
<b>DEPRECIATION</b>									
5900 · Depreciation	7,142.30	5,951.85	11,893.96	11,960.76	9,071.70	9,071.70	9,232.79	9,341.11	9,341.11
<b>Total DEPRECIATION</b>	<b>7,142.30</b>	<b>5,951.85</b>	<b>11,893.96</b>	<b>11,960.76</b>	<b>9,071.70</b>	<b>9,071.70</b>	<b>9,232.79</b>	<b>9,341.11</b>	<b>9,341.11</b>
<b>Adjusted Net Income After Depreciation</b>	<b>115,049.21</b>	<b>(45,132.10)</b>	<b>118,613.58</b>	<b>91,340.39</b>	<b>(57,324.21)</b>	<b>(74,726.54)</b>	<b>43,055.81</b>	<b>5,894.65</b>	<b>(25,160.93)</b>
<b>Non P&amp;L Cash Outlays</b>									
Principal on \$350k loan									
Cash Reserve Transfer									
Rent Repayment									
<b>Total Non P&amp;L cash outlays</b>									
<b>Adj Net Income(loss)</b>									

**Green Tech High Charter School**  
**Profit & Loss Budget vs. Actual**  
June 30, 2016 through June 30, 2017

	ESTIMATED					Actual w/Est	Budget
	Apr 17	May 17	Budget	Jun 17	Budget		
<b>Income</b>							
<b>40000 · SCHOOL DISTRICT INCOME</b>							
<b>40100 · Regular Education</b>							
40110 · Albany CSD Regular Ed	0.00	0.00	0.00	0.00	0.00	0.00	0.00
40112 · Guilderland CSD	0.00	0.00	0.00	0.00	0.00	0.00	0.00
40113 · Cohoes CSD	0.00	0.00	0.00	0.00	0.00	0.00	0.00
40117 · Shenendehowa SD	0.00	0.00	0.00	0.00	0.00	0.00	0.00
40118 · Troy City School District	0.00	0.00	0.00	0.00	0.00	0.00	0.00
40119 · Watervliet CSD Income	0.00	0.00	0.00	0.00	0.00	0.00	0.00
40120 · Schenectady CS	0.00	0.00	0.00	0.00	0.00	0.00	0.00
40121 · Rensselaer City School District	0.00	0.00	0.00	0.00	0.00	0.00	0.00
40122 · Lansingburgh CSD	0.00	0.00	0.00	0.00	0.00	0.00	0.00
40124 · East Greenbush CSD	0.00	0.00	0.00	0.00	0.00	0.00	0.00
40125 · Menands CSD	0.00	0.00	0.00	0.00	0.00	0.00	0.00
40126 · Green Island	0.00	0.00	0.00	0.00	0.00	0.00	0.00
40127 · Niskayuna CSD	0.00	0.00	0.00	0.00	0.00	0.00	0.00
40128 · Schodack	0.00	0.00	0.00	0.00	0.00	0.00	0.00
40139 · Averill Park CSD	0.00	0.00	0.00	0.00	0.00	0.00	0.00
40100 · Regular Education - Other	405,399.94	379,596.88	414,447.50	379,596.88	407,453.37	4,814,201.84	4,893,219.50
<b>Total 40100 · Regular Education</b>	405,399.94	379,596.88	414,447.50	379,596.88	407,453.37	4,814,201.84	4,893,219.50
40140 · Special Charter School Funding	0.00	0.00	0.00	0.00	0.00	75,079.00	0.00
<b>40200 · Special Education</b>							
40210 · Albany CSD SPED	0.00	0.00	0.00	90,000.00	45,000.00	90,000.00	90,000.00
<b>Total 40200 · Special Education</b>	0.00	0.00	0.00	90,000.00	45,000.00	90,000.00	90,000.00
<b>40300 · Other School District Income</b>							
42400 · IDEA Income	37,975.50	0.00	0.00	0.00	0.00	37,975.50	23,566.00
<b>Total 40300 · Other School District Income</b>	37,975.50	0.00	0.00	0.00	0.00	37,975.50	23,566.00
<b>Total 40000 · SCHOOL DISTRICT INCOME</b>	<b>443,375.44</b>	<b>379,596.88</b>	<b>414,447.50</b>	<b>469,596.88</b>	<b>452,453.37</b>	<b>5,017,256.34</b>	<b>5,006,785.50</b>
<b>41000 · STATE GRANTS</b>							
41200 · School Lunch Prog Revenue	354.00	468.00	467.49	204.00	204.40	4,300.00	4,547.45
<b>Total 41000 · STATE GRANTS</b>	<b>354.00</b>	<b>468.00</b>	<b>467.49</b>	<b>204.00</b>	<b>204.40</b>	<b>4,300.00</b>	<b>4,547.45</b>
<b>42000 · FEDERAL GRANTS</b>							
<b>42200 · E-Rate Income</b>							
42205 · E-Rate Phone/Cable/Internet	1,514.30	1,514.30	1,583.00	1,514.30	1,583.00	58,634.47	19,000.00
<b>Total 42200 · E-Rate Income</b>	<b>1,514.30</b>	<b>1,514.30</b>	<b>1,583.00</b>	<b>1,514.30</b>	<b>1,583.00</b>	<b>58,634.47</b>	<b>19,000.00</b>
42250 · School Lunch Program Revenue	13,225.00	15,494.00	15,494.17	6,629.00	6,629.25	152,457.00	148,336.48
<b>42300 · Title Grant Income</b>							
42301 · Title I Grant Income	10,417.00	10,417.00	10,417.00	18,623.00	10,417.00	133,210.00	125,000.00
42302 · Title II A Grant Income	333.00	333.00	333.00	333.00	333.00	3,996.00	4,000.00

**Green Tech High Charter School**  
**Profit & Loss Budget vs. Actual**  
June 30, 2016 through June 30, 2017

	ESTIMATED					Actual w/Est	Budget
	Apr 17	May 17	Budget	Jun 17	Budget		
Total 42300 · Title Grant Income	10,750.00	10,750.00	10,750.00	18,956.00	10,750.00	137,206.00	129,000.00
Total 42000 · FEDERAL GRANTS	25,489.30	27,758.30	27,827.17	27,099.30	18,962.25	348,297.47	296,336.48
<b>44000 · CONTRIBUTIONS</b>							
44100 · Private Grant-Corporate	0.00	0.00	0.00	0.00	0.00	14,550.00	0.00
Total 44000 · CONTRIBUTIONS	0.00	0.00	0.00	0.00	0.00	14,550.00	0.00
<b>45000 · INVESTMENT INCOME</b>							
45000 · INVESTMENT INCOME	35.30	16.00	0.00	16.00	0.00	171.61	0.00
<b>46000 · OTHER INCOME</b>							
46210 · Tracking Program	0.00	0.00	0.00	0.00	0.00	267.00	0.00
46250 · Field Trips	0.00	100.00	100.00	96.00	96.00	196.00	7,000.00
46420 · Bus Passes	0.00	0.00	0.00	0.00	180.00	200.00	180.00
46600 · Sports	300.00	0.00	40.00	0.00	0.00	20,547.24	16,500.00
46650 · Fundraiser	0.00	0.00	0.00	0.00	0.00	20,281.58	20,000.00
46800 · Student Council Income	188.00	0.00	0.00	0.00	0.00	917.00	500.00
46803 · Cuba Trip	0.00	0.00	0.00	0.00	5,000.00	20,360.00	5,000.00
46806 · Facility Rental	3,200.00	0.00	300.00	0.00	0.00	5,205.00	300.00
46810 · Other Income	497.00	0.00	0.00	0.00	2,000.00	3,838.19	2,000.00
Total 46000 · OTHER INCOME	4,185.00	100.00	440.00	96.00	7,276.00	71,812.01	51,480.00
46100 · Lunch Prog Cash Sales	420.50	399.00	399.00	357.00	357.00	3,553.66	6,000.00
46901 · Summer Camp	0.00	0.00	0.00	0.00	0.00	0.00	0.00
<b>Total Income</b>	<b>473,859.54</b>	<b>408,338.18</b>	<b>443,581.16</b>	<b>497,369.18</b>	<b>479,253.02</b>	<b>5,459,941.09</b>	<b>5,365,149.43</b>
<b>Gross Profit</b>	<b>473,859.54</b>	<b>408,338.18</b>	<b>443,581.16</b>	<b>497,369.18</b>	<b>479,253.02</b>	<b>5,459,941.09</b>	<b>5,365,149.43</b>
<b>Expense</b>							
<b>A-PERSONNEL</b>							
<b>A_PERSONNEL</b>							
5101 · Teaching Staff_Reg Ed	129,452.82	146,893.22	146,893.22	146,893.22	146,893.22	1,705,173.83	1,918,611.80
5102 · Teaching Staff-Special Ed	9,544.88	3,644.62	3,644.62	3,644.62	3,644.62	110,446.69	47,380.00
5110 · Coaches	2,500.00	0.00	0.00	0.00	0.00	25,825.00	24,750.00
5120 · Bonus-Teachers	0.00	0.00	0.00	0.00	16,000.00	0.00	16,000.00
5215 · Psychologist*	13,004.36	8,024.59	8,024.59	8,024.59	8,024.60	151,641.91	104,319.79
5216 · Special Ed Coordinator	2,305.42	2,448.31	2,448.31	2,448.31	2,448.31	31,245.11	31,827.99
5311 · Nursing Staff	2,541.00	3,230.77	3,230.77	3,230.77	3,230.77	32,799.54	42,000.00
5312 · Food Service Staff	6,482.72	5,798.45	5,798.45	5,798.45	5,798.44	67,782.29	77,086.47
5313 · Summer School	0.00	0.00	0.00	0.00	0.00	25,934.00	26,000.00
6101 · Administrative Staff	37,102.51	51,122.05	51,122.05	51,122.05	49,622.05	511,431.24	648,086.59
6102 · Principal.	10,868.00	11,330.00	11,330.00	11,330.00	11,330.00	148,280.00	147,290.00
Total A_PERSONNEL	213,801.71	232,492.01	232,492.01	232,492.01	246,992.01	2,822,911.61	3,083,352.64
<b>EMPLOYEE BENEFITS</b>							

**Green Tech High Charter School**  
**Profit & Loss Budget vs. Actual**  
June 30, 2016 through June 30, 2017

	ESTIMATED					Actual w/Est	Budget
	Apr 17	May 17	Budget	Jun 17	Budget		
5150 · Health Insurance	21,330.74	22,320.00	22,320.00	22,320.00	22,315.70	254,290.53	267,835.70
5151 · Dental Insurance	0.00	2,852.00	2,852.00	2,852.00	2,851.64	31,958.92	34,223.64
5152 · Vision Insurance	0.00	0.00	0.00	0.00	0.00	(0.77)	0.00
5153 · Life & ADD	0.00	382.00	382.00	382.00	381.88	3,989.69	4,583.88
5154 · LTD	0.00	246.15	246.15	246.15	246.15	4,411.48	2,953.80
5155 · HRA Exp	1,222.47	6,667.00	6,667.00	6,667.00	6,663.00	72,130.21	80,000.00
5157 · Voluntary Life Insurance	(917.68)	0.00	0.00	0.00	0.00	633.02	0.00
5158 · Voluntary STD	(699.92)	0.00	0.00	0.00	0.00	2,970.94	0.00
5164 · 401K Match	4,437.75	2,838.78	2,838.78	2,838.78	2,838.75	34,762.67	36,904.09
5165 · HRA_ FSA Admin Fees	253.00	0.00	0.00	0.00	0.00	1,541.44	0.00
<b>Total EMPLOYEE BENEFITS</b>	<b>25,626.36</b>	<b>35,305.93</b>	<b>35,305.93</b>	<b>35,305.93</b>	<b>35,297.12</b>	<b>406,688.13</b>	<b>426,501.11</b>
<b>PAYROLL TAX</b>							
5160 · SUTA Tax	1,200.93	1,929.30	1,929.30	1,929.30	1,929.30	45,065.96	25,080.90
5161 · FICA/Medicare Tax	16,339.76	17,880.43	17,880.43	17,880.43	17,880.39	217,115.88	232,445.54
5162 · Workers Comp.	2,049.89	2,049.89	1,974.00	2,049.89	1,976.00	24,598.70	23,690.00
5163 · Disability Insurance	224.68	224.68	0.00	224.68	765.42	3,343.34	900.00
<b>Total PAYROLL TAX</b>	<b>19,815.26</b>	<b>22,084.30</b>	<b>21,783.73</b>	<b>22,084.30</b>	<b>22,551.11</b>	<b>290,123.88</b>	<b>282,116.44</b>
<b>Total A-PERSONNEL</b>	<b>259,243.33</b>	<b>289,882.24</b>	<b>289,581.67</b>	<b>289,882.24</b>	<b>304,840.24</b>	<b>3,519,723.62</b>	<b>3,791,970.19</b>
<b>AUDITING FEES</b>							
6200 · Auditing Fees	0.00	0.00	0.00	0.00	0.00	16,737.00	18,000.00
<b>Total AUDITING FEES</b>	<b>0.00</b>	<b>0.00</b>	<b>0.00</b>	<b>0.00</b>	<b>0.00</b>	<b>16,737.00</b>	<b>18,000.00</b>
<b>BANK FEES</b>							
6223 · Finance and Late Fees	0.00	0.00	0.00	0.00	350.00	1,353.42	350.00
6230 · Bank Fees	0.00	0.00	0.00	0.00	40.00	317.08	40.00
6250 · Loan Interest	538.35	1,400.00	1,423.55	1,400.00	1,423.55	19,434.19	15,659.01
<b>Total BANK FEES</b>	<b>538.35</b>	<b>1,400.00</b>	<b>1,423.55</b>	<b>1,400.00</b>	<b>1,813.55</b>	<b>21,104.69</b>	<b>16,049.01</b>
<b>CLASSROOM SUPPLIES</b>							
5250 · Classroom Supplies.	74.16	500.00	866.05	500.00	866.05	5,055.52	10,392.57
5252 · Art Supplies	0.00	0.00	187.00	0.00	187.00	886.63	2,244.00
5253 · Music Supplies	470.00	0.00	292.00	0.00	292.00	1,353.44	3,500.00
5254 · Math Supplies	0.00	0.00	276.25	0.00	276.25	1,887.87	3,315.00
5255 · Physical Education Supplies	0.00	0.00	170.00	0.00	170.00	2,006.60	2,040.00
5256 · Science Supplies	0.00	0.00	276.25	0.00	276.25	677.43	3,315.00
5257 · Social Studies Supplies	222.63	0.00	276.25	0.00	276.25	245.18	3,315.00
5258 · Spanish Supplies	43.25	0.00	127.50	0.00	127.50	43.25	1,530.00
5261 · English	0.00	0.00	0.00	0.00	0.00	746.52	0.00
<b>Total CLASSROOM SUPPLIES</b>	<b>810.04</b>	<b>500.00</b>	<b>2,471.30</b>	<b>500.00</b>	<b>2,471.30</b>	<b>12,902.44</b>	<b>29,651.57</b>
<b>COMMUNICATION</b>							

**Green Tech High Charter School**  
**Profit & Loss Budget vs. Actual**  
June 30, 2016 through June 30, 2017

	ESTIMATED					Actual w/Est	Budget
	Apr 17	May 17	Budget	Jun 17	Budget		
5271 · Cell Phone Service	1,923.06	1,300.00	625.00	1,300.00	625.00	22,877.54	7,500.00
5272 · Internet.	(19.02)	230.00	230.00	239.00	230.00	3,160.20	2,760.00
5273 · Telephone	3,264.06	2,500.00	2,233.00	2,500.00	2,233.00	37,808.57	26,800.00
<b>Total COMMUNICATION</b>	<b>5,168.10</b>	<b>4,030.00</b>	<b>3,088.00</b>	<b>4,039.00</b>	<b>3,088.00</b>	<b>63,846.31</b>	<b>37,060.00</b>
<b>COMPUTER EQUIP &amp; SOFTWARE</b>							
5280 · Computer Equipment & Software.	2,047.42	0.00	3,167.00	0.00	3,167.00	5,687.49	38,000.00
5285 · Power School	47.25	0.00	535.75	0.00	535.75	2,958.54	6,429.00
<b>Total COMPUTER EQUIP &amp; SOFTWARE</b>	<b>2,094.67</b>	<b>0.00</b>	<b>3,702.75</b>	<b>0.00</b>	<b>3,702.75</b>	<b>8,646.03</b>	<b>44,429.00</b>
<b>CONSULTANTS</b>							
5301 · Accounting / Bookkeeping	3,870.00	3,756.00	3,756.00	3,756.00	3,756.00	49,391.25	47,072.00
5302 · IT Services-Non Erate	13,000.00	2,000.00	2,000.00	2,000.00	2,000.00	24,425.00	24,000.00
5306 · Title Consultant	5,100.00	8,000.00	0.00	0.00	0.00	28,100.00	20,000.00
5307 · Erate	458.00	458.00	458.00	626.00	458.00	5,292.00	5,500.00
5399 · Consultants - Other	1,500.00	1,500.00	3,000.00	1,500.00	3,000.00	30,529.50	36,000.00
<b>Total CONSULTANTS</b>	<b>23,928.00</b>	<b>15,714.00</b>	<b>9,214.00</b>	<b>7,882.00</b>	<b>9,214.00</b>	<b>137,737.75</b>	<b>132,572.00</b>
<b>EXTRA CURRICULAR ACTIVITIES</b>							
5331 · Student Services	460.00	292.00	292.00	292.00	292.00	5,050.39	3,500.00
5335 · Frat/Merit	643.15	0.00	625.00	0.00	625.00	8,095.62	7,500.00
<b>Total EXTRA CURRICULAR ACTIVITIES</b>	<b>1,103.15</b>	<b>292.00</b>	<b>917.00</b>	<b>292.00</b>	<b>917.00</b>	<b>13,146.01</b>	<b>11,000.00</b>
<b>FACILITY</b>							
5421 · Custodial.	10,804.18	10,500.00	9,583.00	10,500.00	9,583.00	137,984.29	115,000.00
5422 · Maintenance & Repairs	4,700.00	2,500.00	2,609.00	2,500.00	2,609.00	47,715.39	31,310.00
5423 · Grounds and Building	5,239.69	7,000.00	7,657.55	7,000.00	7,657.55	67,461.34	91,890.56
5424 · Security/ Fire Alarm	583.00	583.00	583.00	583.00	583.00	5,349.84	7,000.00
5425 · Snow Removal	0.00	0.00	0.00	0.00	0.00	15,000.00	9,500.00
5426 · Trash Removal.	976.51	1,000.00	900.00	1,000.00	900.00	15,156.56	10,800.00
5427 · Moving Expenses	0.00	0.00	0.00	0.00	0.00	16,646.99	16,500.00
5570 · Utilities.	8,420.69	8,847.00	8,847.00	10,773.00	10,773.00	83,282.58	135,000.00
<b>Total FACILITY</b>	<b>30,724.07</b>	<b>30,430.00</b>	<b>30,179.55</b>	<b>32,356.00</b>	<b>32,105.55</b>	<b>388,596.99</b>	<b>417,000.56</b>
<b>FIELD TRIPS</b>							
5334 · Field Trips	0.00	0.00	3,800.00	3,800.00	3,800.00	35,453.30	17,000.00
5336 · Field Trips-Travel	0.00	0.00	1,000.00	1,000.00	1,000.00	7,390.23	5,000.00
<b>Total FIELD TRIPS</b>	<b>0.00</b>	<b>0.00</b>	<b>4,800.00</b>	<b>4,800.00</b>	<b>4,800.00</b>	<b>42,843.53</b>	<b>22,000.00</b>
<b>FOOD &amp; SUPPLIES</b>							
5350 · Food service supplies.	6,953.49	9,384.00	9,384.00	3,228.00	3,228.00	85,060.88	87,550.00
<b>Total FOOD &amp; SUPPLIES</b>	<b>6,953.49</b>	<b>9,384.00</b>	<b>9,384.00</b>	<b>3,228.00</b>	<b>3,228.00</b>	<b>85,060.88</b>	<b>87,550.00</b>

**Green Tech High Charter School**  
**Profit & Loss Budget vs. Actual**  
June 30, 2016 through June 30, 2017

	ESTIMATED					Actual w/Est	Budget
	Apr 17	May 17	Budget	Jun 17	Budget		
<b>FURNITURE</b>							
5354 · Office Furniture & Equipment.	0.00	0.00	0.00	0.00	0.00	5,414.49	36,883.00
<b>Total FURNITURE</b>	<b>0.00</b>	<b>0.00</b>	<b>0.00</b>	<b>0.00</b>	<b>0.00</b>	<b>5,414.49</b>	<b>36,883.00</b>
<b>GUIDANCE COUNSELING</b>							
5260 · Guidance.	572.75	500.00	0.00	0.00	0.00	1,072.75	1,000.00
<b>Total GUIDANCE COUNSELING</b>	<b>572.75</b>	<b>500.00</b>	<b>0.00</b>	<b>0.00</b>	<b>0.00</b>	<b>1,072.75</b>	<b>1,000.00</b>
<b>INSURANCE</b>							
5371 · Business Owner	1,658.00	1,658.00	677.00	1,658.00	677.64	12,435.00	8,124.64
5372 · Catastrophe Accident	469.33	469.33	459.00	469.33	458.41	5,603.79	5,507.41
5373 · Directors & Officers	472.59	472.59	473.00	472.59	468.18	5,670.99	5,671.18
5374 · General Liability	370.10	370.10	1,396.00	370.10	1,390.77	15,548.54	16,746.77
5375 · School Liability	138.44	138.44	564.00	118.44	560.01	771.08	6,764.01
5376 · Umbrella	465.50	465.50	233.00	465.50	238.60	2,793.00	2,801.60
<b>Total INSURANCE</b>	<b>3,573.95</b>	<b>3,573.95</b>	<b>3,802.00</b>	<b>3,553.95</b>	<b>3,793.61</b>	<b>42,822.41</b>	<b>45,615.61</b>
<b>LEGAL &amp; ATTORNEY FEES</b>							
6400 · Legal Fees	1,059.97	1,000.00	833.00	1,000.00	837.00	21,621.78	10,000.00
<b>Total LEGAL &amp; ATTORNEY FEES</b>	<b>1,059.97</b>	<b>1,000.00</b>	<b>833.00</b>	<b>1,000.00</b>	<b>837.00</b>	<b>21,621.78</b>	<b>10,000.00</b>
<b>OFFICE SUPPLIES</b>							
5440 · Off Supplies_Non Instructional	26.69	429.00	429.00	429.00	431.00	6,928.58	5,150.00
5441 · Printer /Copier Supplies	839.72	429.00	429.00	429.00	431.00	3,372.44	5,150.00
5442 · Paper	0.00	730.00	730.00	730.00	725.00	7,047.18	8,755.00
5443 · Printer/Copier Lease							
5443-1 · Printer/Copier Maintenance	5,552.54	3,500.00	4,157.00	3,500.00	4,156.74	47,339.21	49,883.74
5443 · Printer/Copier Lease - Other	0.00	1,200.00	515.00	1,200.00	515.00	12,310.61	6,180.00
<b>Total 5443 · Printer/Copier Lease</b>	<b>5,552.54</b>	<b>4,700.00</b>	<b>4,672.00</b>	<b>4,700.00</b>	<b>4,671.74</b>	<b>59,649.82</b>	<b>56,063.74</b>
<b>Total OFFICE SUPPLIES</b>	<b>6,418.95</b>	<b>6,288.00</b>	<b>6,260.00</b>	<b>6,288.00</b>	<b>6,258.74</b>	<b>76,998.02</b>	<b>75,118.74</b>
<b>OPERATIONAL EXPENSES</b>							
6324 · 401K Recordkeeper fees	0.00	0.00	0.00	0.00	0.00	1,689.12	1,200.00
6454 · Data Warehouse	0.00	0.00	0.00	0.00	0.00	6,503.08	340.00
6457 · School Reach/One Call	0.00	0.00	0.00	0.00	0.00	1,057.08	0.00
6458 · 401K Administrator fees	0.00	0.00	0.00	0.00	0.00	987.50	2,394.75
<b>Total OPERATIONAL EXPENSES</b>	<b>0.00</b>	<b>0.00</b>	<b>0.00</b>	<b>0.00</b>	<b>0.00</b>	<b>10,236.78</b>	<b>3,934.75</b>
<b>PAYROLL SERVICES</b>							
6323 · Payroll Service	4,327.50	4,300.00	3,461.54	4,300.00	3,461.52	50,933.84	45,000.00
<b>Total PAYROLL SERVICES</b>	<b>4,327.50</b>	<b>4,300.00</b>	<b>3,461.54</b>	<b>4,300.00</b>	<b>3,461.52</b>	<b>50,933.84</b>	<b>45,000.00</b>

**Green Tech High Charter School**  
**Profit & Loss Budget vs. Actual**  
June 30, 2016 through June 30, 2017

	ESTIMATED					Actual w/Est	Budget
	Apr 17	May 17	Budget	Jun 17	Budget		
<b>POSTAGE &amp; SHIPPING</b>							
6460 · Postage and Shipping	64.54	300.00	300.00	300.00	305.00	6,294.05	3,605.00
<b>Total POSTAGE &amp; SHIPPING</b>	<b>64.54</b>	<b>300.00</b>	<b>300.00</b>	<b>300.00</b>	<b>305.00</b>	<b>6,294.05</b>	<b>3,605.00</b>
<b>RECRUITMENT-EMPLOYEE</b>							
6470 · Advertising	0.00	400.00	400.00	400.00	400.00	7,958.72	4,000.00
6476 · Fingerprint/Background check	0.00	0.00	0.00	0.00	210.00	204.00	210.00
6478 · Events.	0.00	0.00	0.00	700.00	1,000.00	925.00	1,000.00
<b>Total RECRUITMENT-EMPLOYEE</b>	<b>0.00</b>	<b>400.00</b>	<b>400.00</b>	<b>1,100.00</b>	<b>1,610.00</b>	<b>9,087.72</b>	<b>5,210.00</b>
<b>RECRUITMENT-STUDENT</b>							
6471 · Advertising-Radio/TV	888.50	2,667.00	2,667.00	2,663.00	2,663.00	37,540.26	32,000.00
6472 · Advertising-Mailers	0.00	0.00	0.00	0.00	0.00	260.00	500.00
6473 · Website	0.00	0.00	0.00	2,650.00	2,650.00	2,650.00	2,650.00
6475 · Other-Giveaways	0.00	0.00	0.00	2,500.00	0.00	2,500.00	2,500.00
<b>Total RECRUITMENT-STUDENT</b>	<b>888.50</b>	<b>2,667.00</b>	<b>2,667.00</b>	<b>7,813.00</b>	<b>5,313.00</b>	<b>42,950.26</b>	<b>37,650.00</b>
<b>RENT</b>							
5480 · Rent.	25,000.00	25,000.00	25,000.00	25,000.00	25,000.00	225,000.00	225,000.00
<b>Total RENT</b>	<b>25,000.00</b>	<b>25,000.00</b>	<b>25,000.00</b>	<b>25,000.00</b>	<b>25,000.00</b>	<b>225,000.00</b>	<b>225,000.00</b>
<b>SPORTS</b>							
5104 · Coaches.	0.00	0.00	0.00	0.00	0.00	11,832.90	14,700.00
5105 · Baseball.	884.50	1,287.50	1,287.50	1,287.50	1,287.50	4,079.50	5,150.00
5483 · House of Hoops Coach Hood	0.00	0.00	0.00	0.00	0.00	6,999.63	0.00
5484 · Track & Field	889.00	929.00	929.00	929.00	929.00	9,440.05	6,500.00
5485 · Sports.	12.21	1,500.00	1,500.00	1,500.00	1,500.00	14,724.81	18,000.00
5487 · Basketball.	0.00	0.00	0.00	0.00	0.00	49,191.04	46,825.00
5488 · Football.	0.00	0.00	0.00	2,242.00	2,242.00	34,019.95	36,750.00
<b>Total SPORTS</b>	<b>1,785.71</b>	<b>3,716.50</b>	<b>3,716.50</b>	<b>5,958.50</b>	<b>5,958.50</b>	<b>130,287.88</b>	<b>127,925.00</b>
<b>STAFF DEVELOPMENT</b>							
5490 · Staff Development	739.47	400.00	400.00	0.00	400.00	4,806.09	4,800.00
5491 · Professional Development	975.34	1,667.00	1,667.00	1,663.00	1,663.00	15,500.74	20,000.00
6540 · Travel_Mileage	5,316.71	0.00	0.00	0.00	500.00	7,526.05	500.00
<b>Total STAFF DEVELOPMENT</b>	<b>7,031.52</b>	<b>2,067.00</b>	<b>2,067.00</b>	<b>1,663.00</b>	<b>2,563.00</b>	<b>27,832.88</b>	<b>25,300.00</b>
<b>SUPPLIES &amp; MATERIALS</b>							
5240 · Distance Learning	194.15	0.00	0.00	0.00	0.00	14,217.05	20,000.00
5512 · Standard Testing	0.00	1,695.00	1,695.00	0.00	744.00	8,380.60	9,975.00
<b>Total SUPPLIES &amp; MATERIALS</b>	<b>194.15</b>	<b>1,695.00</b>	<b>1,695.00</b>	<b>0.00</b>	<b>744.00</b>	<b>22,597.65</b>	<b>29,975.00</b>
<b>TEXTBOOKS</b>							

**Green Tech High Charter School**  
**Profit & Loss Budget vs. Actual**  
June 30, 2016 through June 30, 2017

	ESTIMATED					Actual w/Est	Budget
	Apr 17	May 17	Budget	Jun 17	Budget		
5520 · Textbooks	0.00	0.00	0.00	0.00	0.00	0.00	3,000.00
<b>Total TEXTBOOKS</b>	<b>0.00</b>	<b>0.00</b>	<b>0.00</b>	<b>0.00</b>	<b>0.00</b>	<b>0.00</b>	<b>3,000.00</b>
<b>TRANSPORTATION-STUDENTS</b>							
5530 · Transportation.	0.00	0.00	0.00	0.00	0.00	15,625.00	16,150.00
<b>Total TRANSPORTATION-STUDENTS</b>	<b>0.00</b>	<b>0.00</b>	<b>0.00</b>	<b>0.00</b>	<b>0.00</b>	<b>15,625.00</b>	<b>16,150.00</b>
<b>UNIFORMS</b>							
5561 · Uniforms	0.00	0.00	0.00	0.00	0.00	9,725.05	12,500.00
<b>Total UNIFORMS</b>	<b>0.00</b>	<b>0.00</b>	<b>0.00</b>	<b>0.00</b>	<b>0.00</b>	<b>9,725.05</b>	<b>12,500.00</b>
5901 · Fundraising Expense	0.00	0.00	0.00	0.00	35,000.00	2,887.37	35,000.00
<b>Total Expense</b>	<b>381,480.74</b>	<b>403,139.69</b>	<b>404,963.86</b>	<b>401,355.69</b>	<b>457,024.76</b>	<b>5,011,733.18</b>	<b>5,346,149.43</b>
<b>Net Income</b>	<b>92,378.80</b>	<b>5,198.49</b>	<b>38,617.30</b>	<b>96,013.49</b>	<b>22,228.26</b>	<b>448,207.91</b>	<b>19,000.00</b>
<b>DEPRECIATION</b>							
5900 · Depreciation	9,341.11	9,341.11	5,833.00	9,341.11	5,833.00	111,030.61	70,000.00
<b>Total DEPRECIATION</b>	<b>9,341.11</b>	<b>9,341.11</b>	<b>5,833.00</b>	<b>9,341.11</b>	<b>5,833.00</b>	<b>111,030.61</b>	<b>70,000.00</b>
<b>Adjusted Net Income After Depreciation</b>	<b>83,037.69</b>	<b>(4,142.62)</b>	<b>32,784.30</b>	<b>86,672.38</b>	<b>16,395.26</b>	<b>337,177.30</b>	<b>(51,000.00)</b>
<b>Non P&amp;L Cash Outlays</b>							
Principal on \$350k loan							80,940.99
Cash Reserve Transfer							109,000.00
Rent Repayment							14,400.00
<b>Total Non P&amp;L cash outlays</b>							<b>204,340.99</b>
<b>Adj Net Income(loss)</b>							<b>(255,340.99)</b>

**Green Tech High Charter School**  
**Profit & Loss Budget vs. Actual**  
 June 30, 2016 through June 30, 2017

**2017-18 Budget**

Income

40000 · SCHOOL DISTRICT INCOME

40100 · Regular Education

40110 · Albany CSD Regular Ed	3,876,152.00
40112 · Guilderland CSD	23,708.00
40113 · Cohoes CSD	49,164.00
40117 · Shenendehowa SD	11,419.02
40118 · Troy City School District	319,720.00
40119 · Watervliet CSD Income	69,328.00
40120 · Schenectady CS	300,375.00
40121 · Rensselaer City School District	9,384.00
40122 · Lansingburgh CSD	108,372.00
40124 · East Greenbush CSD	12,159.00
40125 · Menands CSD	16,370.00
40126 · Green Island	26,324.00
40127 · Niskayuna CSD	24,580.00
40128 · Schodack	12,669.00
40139 · Averill Park CSD	10,536.00

40100 · Regular Education - Other 0.00

Total 40100 · Regular Education 4,870,260.02

40140 · Special Charter School Funding 0.00

40200 · Special Education

40210 · Albany CSD SPED 90,000.00

Total 40200 · Special Education 90,000.00

40300 · Other School District Income

42400 · IDEA Income 22,000.00

Total 40300 · Other School District Income 22,000.00

Total 40000 · SCHOOL DISTRICT INCOME 4,982,260.02

41000 · STATE GRANTS

41200 · School Lunch Prog Revenue 4,600.00

Total 41000 · STATE GRANTS 4,600.00

42000 · FEDERAL GRANTS

42200 · E-Rate Income

42205 · E-Rate Phone/Cable/Internet 0.00

Total 42200 · E-Rate Income 0.00

42250 · School Lunch Program Revenue 151,000.00

42300 · Title Grant Income

42301 · Title I Grant Income 130,000.00

42302 · Title II A Grant Income 4,000.00

**Green Tech High Charter School**  
**Profit & Loss Budget vs. Actual**  
June 30, 2016 through June 30, 2017

	<b>2017-18 Budget</b>
Total 42300 · Title Grant Income	134,000.00
Total 42000 · FEDERAL GRANTS	285,000.00
<b>44000 · CONTRIBUTIONS</b>	
44100 · Private Grant-Corporate	12,000.00
Total 44000 · CONTRIBUTIONS	12,000.00
<b>45000 · INVESTMENT INCOME</b>	155.00
<b>46000 · OTHER INCOME</b>	
46210 · Tracking Program	(5,800.00)
46250 · Field Trips	2,500.00
46420 · Bus Passes	200.00
46600 · Sports	18,500.00
46650 · Fundraiser	20,000.00
46800 · Student Council Income	600.00
46803 · Cuba Trip	12,000.00
46806 · Facility Rental	6,200.00
46810 · Other Income	3,500.00
Total 46000 · OTHER INCOME	57,700.00
46100 · Lunch Prog Cash Sales	4,000.00
46901 · Summer Camp	0.00
Total Income	5,345,715.02
<b>Gross Profit</b>	5,345,715.02
<b>Expense</b>	
<b>A-PERSONNEL</b>	
<b>A_PERSONNEL</b>	
5101 · Teaching Staff_Reg Ed	1,976,126.31
5102 · Teaching Staff-Special Ed	143,652.59
5110 · Coaches	25,000.00
5120 · Bonus-Teachers	16,000.00
5215 · Psychologist*	183,292.89
5216 · Special Ed Coordinator	50,000.00
5311 · Nursing Staff	31,617.00
5312 · Food Service Staff	105,102.29
5313 · Summer School	26,000.00
6101 · Administrative Staff	529,402.94
6102 · Principal.	153,181.60
Total A_PERSONNEL	3,239,375.63
<b>EMPLOYEE BENEFITS</b>	

**Green Tech High Charter School**  
**Profit & Loss Budget vs. Actual**  
June 30, 2016 through June 30, 2017

	<b>2017-18 Budget</b>
5150 · Health Insurance	296,527.93
5151 · Dental Insurance	29,941.92
5152 · Vision Insurance	0.00
5153 · Life & ADD	3,890.52
5154 · LTD	4,632.36
5155 · HRA Exp	80,000.00
5157 · Voluntary Life Insurance	0.00
5158 · Voluntary STD	6,392.40
5164 · 401K Match	33,639.02
5165 · HRA_ FSA Admin Fees	1,500.00
<b>Total EMPLOYEE BENEFITS</b>	456,524.15
 <b>PAYROLL TAX</b>	
5160 · SUTA Tax	26,812.50
5161 · FICA/Medicare Tax	246,989.77
5162 · Workers Comp.	25,336.66
5163 · Disability Insurance	2,381.40
<b>Total PAYROLL TAX</b>	301,520.33
<b>Total A-PERSONNEL</b>	3,997,420.11
 <b>AUDITING FEES</b>	
6200 · Auditing Fees	15,000.00
<b>Total AUDITING FEES</b>	15,000.00
 <b>BANK FEES</b>	
6223 · Finance and Late Fees	1,500.00
6230 · Bank Fees	150.00
6250 · Loan Interest	16,000.00
<b>Total BANK FEES</b>	17,650.00
 <b>CLASSROOM SUPPLIES</b>	
5250 · Classroom Supplies.	10,393.00
5252 · Art Supplies	2,244.00
5253 · Music Supplies	3,500.00
5254 · Math Supplies	3,315.00
5255 · Physical Education Supplies	2,040.00
5256 · Science Supplies	3,315.00
5257 · Social Studies Supplies	3,315.00
5258 · Spanish Supplies	1,530.00
5261 · English	750.00
<b>Total CLASSROOM SUPPLIES</b>	30,402.00
 <b>COMMUNICATION</b>	

**Green Tech High Charter School**  
**Profit & Loss Budget vs. Actual**  
 June 30, 2016 through June 30, 2017

	<b>2017-18 Budget</b>
5271 · Cell Phone Service	20,400.00
5272 · Internet.	2,640.00
5273 · Telephone	38,580.00
<b>Total COMMUNICATION</b>	61,620.00
<b>COMPUTER EQUIP &amp; SOFTWARE</b>	
5280 · Computer Equipment & Software.	12,000.00
5285 · Power School	7,000.00
<b>Total COMPUTER EQUIP &amp; SOFTWARE</b>	19,000.00
<b>CONSULTANTS</b>	
5301 · Accounting / Bookkeeping	47,136.00
5302 · IT Services-Non Erate	19,000.00
5306 · Title Consultant	20,000.00
5307 · Erate	5,500.00
5399 · Consultants - Other	0.00
<b>Total CONSULTANTS</b>	91,636.00
<b>EXTRA CURRICULAR ACTIVITIES</b>	
5331 · Student Services	5,000.00
5335 · Frat/Merit	7,500.00
<b>Total EXTRA CURRICULAR ACTIVITIES</b>	12,500.00
<b>FACILITY</b>	
5421 · Custodial.	138,780.00
5422 · Maintenance & Repairs	41,000.00
5423 · Grounds and Building	65,000.00
5424 · Security/ Fire Alarm	6,000.00
5425 · Snow Removal	15,450.00
5426 · Trash Removal.	11,724.00
5427 · Moving Expenses	0.00
5570 · Utilities.	100,000.00
<b>Total FACILITY</b>	377,954.00
<b>FIELD TRIPS</b>	
5334 · Field Trips	8,000.00
5336 · Field Trips-Travel	15,000.00
<b>Total FIELD TRIPS</b>	23,000.00
<b>FOOD &amp; SUPPLIES</b>	
5350 · Food service supplies.	88,000.00
<b>Total FOOD &amp; SUPPLIES</b>	88,000.00

**Green Tech High Charter School**  
**Profit & Loss Budget vs. Actual**  
 June 30, 2016 through June 30, 2017

<b>2017-18 Budget</b>
-----------------------

**FURNITURE**

5354 · Office Furniture & Equipment.	4,000.00
<b>Total FURNITURE</b>	<b>4,000.00</b>

**GUIDANCE COUNSELING**

5260 · Guidance.	1,000.00
<b>Total GUIDANCE COUNSELING</b>	<b>1,000.00</b>

**INSURANCE**

5371 · Business Owner	12,808.05
5372 · Catastrophe Accident	5,771.91
5373 · Directors & Officers	5,841.12
5374 · General Liability	16,015.00
5375 · School Liability	794.21
5376 · Umbrella	2,876.79
<b>Total INSURANCE</b>	<b>44,107.08</b>

**LEGAL & ATTORNEY FEES**

6400 · Legal Fees	10,000.00
<b>Total LEGAL &amp; ATTORNEY FEES</b>	<b>10,000.00</b>

**OFFICE SUPPLIES**

5440 · Off Supplies_Non Instructional	7,000.00
5441 · Printer /Copier Supplies	2,750.00
5442 · Paper	8,000.00
5443 · Printer/Copier Lease	
5443-1 · Printer/Copier Maintenance	43,000.00
5443 · Printer/Copier Lease - Other	14,000.00
<b>Total 5443 · Printer/Copier Lease</b>	<b>57,000.00</b>
<b>Total OFFICE SUPPLIES</b>	<b>74,750.00</b>

**OPERATIONAL EXPENSES**

6324 · 401K Recordkeeper fees	1,700.00
6454 · Data Warehouse	6,500.00
6457 · School Reach/One Call	1,000.00
6458 · 401K Administrator fees	1,600.00
<b>Total OPERATIONAL EXPENSES</b>	<b>10,800.00</b>

**PAYROLL SERVICES**

6323 · Payroll Service	52,000.00
<b>Total PAYROLL SERVICES</b>	<b>52,000.00</b>

**Green Tech High Charter School**  
**Profit & Loss Budget vs. Actual**  
 June 30, 2016 through June 30, 2017

<b>2017-18 Budget</b>
-----------------------

<b>POSTAGE &amp; SHIPPING</b>	
6460 · Postage and Shipping	6,000.00
<b>Total POSTAGE &amp; SHIPPING</b>	<b>6,000.00</b>
<b>RECRUITMENT-EMPLOYEE</b>	
6470 · Advertising	6,500.00
6476 · Fingerprint/Background check	693.00
6478 · Events.	1,000.00
<b>Total RECRUITMENT-EMPLOYEE</b>	<b>8,193.00</b>
<b>RECRUITMENT-STUDENT</b>	
6471 · Advertising-Radio/TV	32,000.00
6472 · Advertising-Mailers	250.00
6473 · Website	2,650.00
6475 · Other-Giveaways	2,500.00
<b>Total RECRUITMENT-STUDENT</b>	<b>37,400.00</b>
<b>RENT</b>	
5480 · Rent.	345,000.00
<b>Total RENT</b>	<b>345,000.00</b>
<b>SPORTS</b>	
5104 · Coaches.	0.00
5105 · Baseball.	0.00
5483 · House of Hoops Coach Hood	0.00
5484 · Track & Field	0.00
5485 · Sports.	129,000.00
5487 · Basketball.	0.00
5488 · Football.	0.00
<b>Total SPORTS</b>	<b>129,000.00</b>
<b>STAFF DEVELOPMENT</b>	
5490 · Staff Development	4,800.00
5491 · Professional Development	16,800.00
6540 · Travel_Mileage	700.00
<b>Total STAFF DEVELOPMENT</b>	<b>22,300.00</b>
<b>SUPPLIES &amp; MATERIALS</b>	
5240 · Distance Learning	17,700.00
5512 · Standard Testing	8,500.00
<b>Total SUPPLIES &amp; MATERIALS</b>	<b>26,200.00</b>
<b>TEXTBOOKS</b>	

**Green Tech High Charter School**  
**Profit & Loss Budget vs. Actual**  
June 30, 2016 through June 30, 2017

	<b>2017-18 Budget</b>
5520 · Textbooks	3,000.00
<b>Total TEXTBOOKS</b>	<b>3,000.00</b>
<b>TRANSPORTATION-STUDENTS</b>	
5530 · Transportation.	16,650.00
<b>Total TRANSPORTATION-STUDENTS</b>	<b>16,650.00</b>
<b>UNIFORMS</b>	
5561 · Uniforms	10,000.00
<b>Total UNIFORMS</b>	<b>10,000.00</b>
5901 · Fundraising Expense	15,000.00
<b>Total Expense</b>	<b>5,549,582.19</b>
<b>Net Income</b>	<b>(203,867.17)</b>
<b>DEPRECIATION</b>	
5900 · Depreciation	125,000.00
<b>Total DEPRECIATION</b>	<b>125,000.00</b>
<b>Adjusted Net Income After Depreciation</b>	<b>(328,867.17)</b>
<b>Non P&amp;L Cash Outlays</b>	
Principal on \$350k loan	
Cash Reserve Transfer	
Rent Repayment	60,000.00
<b>Total Non P&amp;L cash outlays</b>	<b>60,000.00</b>
<b>Adj Net Income(loss)</b>	<b>(388,867.17)</b>

Green Tech High Charter School  
Profit & Loss Budget vs. Actual  
June 30, 2016 through June 30, 2017

Income

40000 · SCHOOL DISTRICT INCOME

40100 · Regular Education

40110 · Albany CSD Regular Ed

40112 · Guilderland CSD

40113 · Cohoes CSD

40117 · Shenendehowa SD

40118 · Troy City School District

40119 · Watervliet CSD Income

40120 · Schenectady CS

40121 · Rensselaer City School District

40122 · Lansingburgh CSD

40124 · East Greenbush CSD

40125 · Menands CSD

40126 · Green Island

40127 · Niskayuna CSD

40128 · Schodack

40139 · Averill Park CSD

40100 · Regular Education - Other

Total 40100 · Regular Education

40140 · Special Charter School Funding

not expected 2017-18

40200 · Special Education

40210 · Albany CSD SPED

Total 40200 · Special Education

40300 · Other School District Income

42400 · IDEA Income

Total 40300 · Other School District Income

Total 40000 · SCHOOL DISTRICT INCOME

41000 · STATE GRANTS

41200 · School Lunch Prog Revenue

Total 41000 · STATE GRANTS

42000 · FEDERAL GRANTS

42200 · E-Rate Income

42205 · E-Rate Phone/Cable/Internet

Total 42200 · E-Rate Income

42250 · School Lunch Program Revenue

42300 · Title Grant Income

42301 · Title I Grant Income

42302 · Title II A Grant Income

Green Tech High Charter School  
Profit & Loss Budget vs. Actual  
June 30, 2016 through June 30, 2017

Total 42300 · Title Grant Income

Total 42000 · FEDERAL GRANTS

44000 · CONTRIBUTIONS

44100 · Private Grant-Corporate

Total 44000 · CONTRIBUTIONS

45000 · INVESTMENT INCOME

46000 · OTHER INCOME

46210 · Tracking Program

balance left

46250 · Field Trips

46420 · Bus Passes

46600 · Sports

46650 · Fundraiser

Oct-17

46800 · Student Council Income

46803 · Cuba Trip

HBCU Trip

46806 · Facility Rental

46810 · Other Income

Total 46000 · OTHER INCOME

46100 · Lunch Prog Cash Sales

46901 · Summer Camp

Total Income

Gross Profit

Expense

A-PERSONNEL

A\_PERSONNEL

5101 · Teaching Staff\_Reg Ed

5102 · Teaching Staff-Special Ed

gizzi, r jensen, rose

5110 · Coaches

5120 · Bonus-Teachers

5215 · Psychologist\*

campbell, cintron, lucrelli

5216 · Special Ed Coordinator

foley

5311 · Nursing Staff

5312 · Food Service Staff

5313 · Summer School

6101 · Administrative Staff

6102 · Principal.

Total A\_PERSONNEL

EMPLOYEE BENEFITS

Green Tech High Charter School  
Profit & Loss Budget vs. Actual  
June 30, 2016 through June 30, 2017

- 5150 · Health Insurance
- 5151 · Dental Insurance
- 5152 · Vision Insurance
- 5153 · Life & ADD
- 5154 · LTD
- 5155 · HRA Exp
- 5157 · Voluntary Life Insurance
- 5158 · Voluntary STD
- 5164 · 401K Match
- 5165 · HRA\_ FSA Admin Fees

Brian inquiring about

Total EMPLOYEE BENEFITS

PAYROLL TAX

- 5160 · SUTA Tax
- 5161 · FICA/Medicare Tax
- 5162 · Workers Comp.
- 5163 · Disability Insurance

Total PAYROLL TAX

Total A-PERSONNEL

AUDITING FEES

- 6200 · Auditing Fees

Total AUDITING FEES

BANK FEES

- 6223 · Finance and Late Fees
- 6230 · Bank Fees
- 6250 · Loan Interest

Total BANK FEES

CLASSROOM SUPPLIES

- 5250 · Classroom Supplies.
- 5252 · Art Supplies
- 5253 · Music Supplies
- 5254 · Math Supplies
- 5255 · Physical Education Supplies
- 5256 · Science Supplies
- 5257 · Social Studies Supplies
- 5258 · Spanish Supplies
- 5261 · English

Total CLASSROOM SUPPLIES

COMMUNICATION

Corresponding  
erate income

**Green Tech High Charter School**  
**Profit & Loss Budget vs. Actual**  
June 30, 2016 through June 30, 2017

5271 · Cell Phone Service  
5272 · Internet.  
5273 · Telephone

Verizon Wireless  
Verizon  
Verizon (4 telephone lines and fax) and Windstream



**Total COMMUNICATION**

**COMPUTER EQUIP & SOFTWARE**

5280 · Computer Equipment & Software.  
5285 · Power School

**Total COMPUTER EQUIP & SOFTWARE**

**CONSULTANTS**

5301 · Accounting / Bookkeeping  
5302 · IT Services-Non Erate  
5306 · Title Consultant  
5307 · Erate  
5399 · Consultants - Other

JJS  
Pasek  
Garber  
Paul Maddelone

**Total CONSULTANTS**

**EXTRA CURRICULAR ACTIVITIES**

5331 · Student Services  
5335 · Frat/Merit

**Total EXTRA CURRICULAR ACTIVITIES**

**FACILITY**

5421 · Custodial.  
5422 · Maintenance & Repairs  
5423 · Grounds and Building  
5424 · Security/ Fire Alarm  
5425 · Snow Removal  
5426 · Trash Removal.  
5427 · Moving Expenses  
5570 · Utilities.

**Total FACILITY**

**FIELD TRIPS**

5334 · Field Trips  
5336 · Field Trips-Travel

Cuba trip 16-17, HBCU for 17-18  
Cuba trip 16-17, HBCU for 17-18

**Total FIELD TRIPS**

**FOOD & SUPPLIES**

5350 · Food service supplies.

**Total FOOD & SUPPLIES**

**Green Tech High Charter School**  
**Profit & Loss Budget vs. Actual**  
June 30, 2016 through June 30, 2017

**FURNITURE**

5354 · Office Furniture & Equipment.

**Total FURNITURE**

**GUIDANCE COUNSELING**

5260 · Guidance.

**Total GUIDANCE COUNSELING**

**INSURANCE**

5371 · Business Owner

3% increase

5372 · Catastrophe Accident

5373 · Directors & Officers

5374 · General Liability

5375 · School Liability

5376 · Umbrella

**Total INSURANCE**

**LEGAL & ATTORNEY FEES**

6400 · Legal Fees

**Total LEGAL & ATTORNEY FEES**

**OFFICE SUPPLIES**

5440 · Off Supplies\_Non Instructional

5441 · Printer /Copier Supplies

5442 · Paper

5443 · Printer/Copier Lease

5443-1 · Printer/Copier Maintenance

5443 · Printer/Copier Lease - Other

**Total 5443 · Printer/Copier Lease**

**Total OFFICE SUPPLIES**

**OPERATIONAL EXPENSES**

6324 · 401K Recordkeeper fees

6454 · Data Warehouse

6457 · School Reach/One Call

6458 · 401K Administrator fees

**Total OPERATIONAL EXPENSES**

**PAYROLL SERVICES**

6323 · Payroll Service

**Total PAYROLL SERVICES**

Green Tech High Charter School  
Profit & Loss Budget vs. Actual  
June 30, 2016 through June 30, 2017

POSTAGE & SHIPPING

6460 · Postage and Shipping

Total POSTAGE & SHIPPING

RECRUITMENT-EMPLOYEE

6470 · Advertising

6476 · Fingerprint/Background check

6478 · Events.

Total RECRUITMENT-EMPLOYEE

RECRUITMENT-STUDENT

6471 · Advertising-Radio/TV

6472 · Advertising-Mailers

6473 · Website

6475 · Other-Giveaways

Total RECRUITMENT-STUDENT

RENT

5480 · Rent.

Total RENT

SPORTS

5104 · Coaches.

5105 · Baseball.

5483 · House of Hoops Coach Hood

5484 · Track & Field

5485 · Sports.

5487 · Basketball.

5488 · Football.

Total SPORTS

STAFF DEVELOPMENT

5490 · Staff Development

5491 · Professional Development

6540 · Travel\_Mileage

Total STAFF DEVELOPMENT

SUPPLIES & MATERIALS

5240 · Distance Learning

5512 · Standard Testing

Total SUPPLIES & MATERIALS

TEXTBOOKS

edmentum and HVCC

**Green Tech High Charter School**  
**Profit & Loss Budget vs. Actual**  
June 30, 2016 through June 30, 2017

5520 · Textbooks  
Total TEXTBOOKS

TRANSPORTATION-STUDENTS  
5530 · Transportation.  
Total TRANSPORTATION-STUDENTS

UNIFORMS  
5561 · Uniforms  
Total UNIFORMS

5901 · Fundraising Expense  
Total Expense

Net Income

DEPRECIATION  
5900 · Depreciation  
Total DEPRECIATION

Adjusted Net Income After Depreciation

**Non P&L Cash Outlays**

---

Principal on \$350k loan

Cash Reserve Transfer

Rent Repayment

---

**Total Non P&L cash outlays**

---

---

**Adj Net Income(loss)**

---

---

Green Tech High Charter School  
Profit & Loss Budget vs. Actual  
June 30, 2016 through June 30, 2017

Income

40000 · SCHOOL DISTRICT INCOME

40100 · Regular Education

40110 · Albany CSD Regular Ed

40112 · Guilderland CSD

40113 · Cohoes CSD

40117 · Shenendehowa SD

40118 · Troy City School District

40119 · Watervliet CSD Income

40120 · Schenectady CS

40121 · Rensselaer City School District

40122 · Lansingburgh CSD

40124 · East Greenbush CSD

40125 · Menands CSD

40126 · Green Island

40127 · Niskayuna CSD

40128 · Schodack

40139 · Averill Park CSD

40100 · Regular Education - Other

Total 40100 · Regular Education

40140 · Special Charter School Funding

40200 · Special Education

40210 · Albany CSD SPED

Total 40200 · Special Education

40300 · Other School District Income

42400 · IDEA Income

Total 40300 · Other School District Income

Total 40000 · SCHOOL DISTRICT INCOME

41000 · STATE GRANTS

41200 · School Lunch Prog Revenue

Total 41000 · STATE GRANTS

42000 · FEDERAL GRANTS

42200 · E-Rate Income

42205 · E-Rate Phone/Cable/Internet

Total 42200 · E-Rate Income

42250 · School Lunch Program Revenue

42300 · Title Grant Income

42301 · Title I Grant Income

42302 · Title II A Grant Income

Green Tech High Charter School  
Profit & Loss Budget vs. Actual  
June 30, 2016 through June 30, 2017

Total 42300 · Title Grant Income

Total 42000 · FEDERAL GRANTS

44000 · CONTRIBUTIONS

44100 · Private Grant-Corporate

Total 44000 · CONTRIBUTIONS

45000 · INVESTMENT INCOME

46000 · OTHER INCOME

46210 · Tracking Program

46250 · Field Trips

46420 · Bus Passes

46600 · Sports

46650 · Fundraiser

46800 · Student Council Income

46803 · Cuba Trip

46806 · Facility Rental

46810 · Other Income

Total 46000 · OTHER INCOME

46100 · Lunch Prog Cash Sales

46901 · Summer Camp

Total Income

Gross Profit

Expense

A-PERSONNEL

A\_PERSONNEL

5101 · Teaching Staff\_Reg Ed

5102 · Teaching Staff-Special Ed

5110 · Coaches

5120 · Bonus-Teachers

5215 · Psychologist\*

5216 · Special Ed Coordinator

5311 · Nursing Staff

5312 · Food Service Staff

5313 · Summer School

6101 · Administrative Staff

6102 · Principal.

Total A\_PERSONNEL

EMPLOYEE BENEFITS

**Green Tech High Charter School**  
**Profit & Loss Budget vs. Actual**  
June 30, 2016 through June 30, 2017

- 5150 · Health Insurance
- 5151 · Dental Insurance
- 5152 · Vision Insurance
- 5153 · Life & ADD
- 5154 · LTD
- 5155 · HRA Exp
- 5157 · Voluntary Life Insurance
- 5158 · Voluntary STD
- 5164 · 401K Match
- 5165 · HRA\_ FSA Admin Fees

**Total EMPLOYEE BENEFITS**

**PAYROLL TAX**

- 5160 · SUTA Tax
- 5161 · FICA/Medicare Tax
- 5162 · Workers Comp.
- 5163 · Disability Insurance

**Total PAYROLL TAX**

**Total A-PERSONNEL**

**AUDITING FEES**

- 6200 · Auditing Fees

**Total AUDITING FEES**

**BANK FEES**

- 6223 · Finance and Late Fees
- 6230 · Bank Fees
- 6250 · Loan Interest

**Total BANK FEES**

**CLASSROOM SUPPLIES**

- 5250 · Classroom Supplies.
- 5252 · Art Supplies
- 5253 · Music Supplies
- 5254 · Math Supplies
- 5255 · Physical Education Supplies
- 5256 · Science Supplies
- 5257 · Social Studies Supplies
- 5258 · Spanish Supplies
- 5261 · English

**Total CLASSROOM SUPPLIES**

**COMMUNICATION**

net expense

Green Tech High Charter School  
Profit & Loss Budget vs. Actual  
June 30, 2016 through June 30, 2017

5271 · Cell Phone Service	20,400.00
5272 · Internet.	2,640.00
5273 · Telephone	38,580.00
<b>Total COMMUNICATION</b>	
<b>COMPUTER EQUIP &amp; SOFTWARE</b>	
5280 · Computer Equipment & Software.	
5285 · Power School	
<b>Total COMPUTER EQUIP &amp; SOFTWARE</b>	
<b>CONSULTANTS</b>	
5301 · Accounting / Bookkeeping	
5302 · IT Services-Non Erate	
5306 · Title Consultant	
5307 · Erate	
5399 · Consultants - Other	
<b>Total CONSULTANTS</b>	
<b>EXTRA CURRICULAR ACTIVITIES</b>	
5331 · Student Services	
5335 · Frat/Merit	
<b>Total EXTRA CURRICULAR ACTIVITIES</b>	
<b>FACILITY</b>	
5421 · Custodial.	
5422 · Maintenance & Repairs	
5423 · Grounds and Building	
5424 · Security/ Fire Alarm	
5425 · Snow Removal	
5426 · Trash Removal.	
5427 · Moving Expenses	
5570 · Utilities.	
<b>Total FACILITY</b>	
<b>FIELD TRIPS</b>	
5334 · Field Trips	
5336 · Field Trips-Travel	
<b>Total FIELD TRIPS</b>	
<b>FOOD &amp; SUPPLIES</b>	
5350 · Food service supplies.	
<b>Total FOOD &amp; SUPPLIES</b>	

2017-18 Salary and Benefits Budget

Maximum charge/Base  
Rate

Employee Name	Title	QB Category	Current Annual Salary	Current Hourly Rate	Est Pay for Hourly	Salary effective 7/1/17 - 3% increase
Avitabile, Michael	Teaching/SS	5101 - Teaching	47,500.00			48,925.00
Beckler, Stephanie	Teaching/ELA	5101 - Teaching	53,560.00			55,166.80
Brinson, George	Food Service	5312 - Food Svc		12.36	25,708.80	
Burgess, Michael	Teaching/Math	5101 - Teaching	44,290.00			45,618.70
Butt, Dinah	Teaching/Science	5101 - Teaching	53,757.00			55,369.71
Campbell, Crystal	Counselor	5215 - Psychologist	51,358.25			52,899.00
Cetinel, Amanda	Teaching/Science	5101 - Teaching	64,060.71			65,982.53
Cintron, Suki	Guidance Counselor	5215 - Psychologist	80,596.02			83,013.90
Clairmont, Lilian	Teacher/Math	5101 - Teaching	57,000.00			58,710.00
Collum, Gina	Admin/Program Facilitator	5101 - Teaching	87,936.98			90,575.09
D' Arcangelis, Esta	Teaching/SS	5101 - Teaching	61,274.59			63,112.83
de Barros, Paul	Admin/Chief Statistician	5101 - Teaching	68,958.50			71,027.26
DeMagistris, Nicolette	Teaching/Art	5101 - Teaching	47,380.00			48,801.40
Desrochers, Brian	Teaching/Science	5101 - Teaching	43,500.00			44,805.00
Espejo, Julio	Food Service	5312 - Food Svc		14.85	30,888.00	
Fiddemon, Barbara	Teaching/Math	5101 - Teaching	61,800.00			63,654.00
Foley, Sandra	SPED Coordinator/Teacher	5216- SPED Coordinator	32,781.77			50,000.00
Ford-Otieno, Tanya	Admin/Verification Officer	6101 - Admin Staff		13.87	28,849.60	
Fowler, Janet	Nurse	5311 - Nursing Staff		36.00	7,992.00	
Francis, Shane	Support Staff	6101 - Admin Staff		12.00	24,960.00	
Gizzi, Gina	Teaching/SPED	5102 - SPED	46,350.00			47,740.50

2017-18 Salary and Benefits Budget

Maximum charge/Base  
Rate

Employee Name	Title	QB Category	Current Annual Salary	Current Hourly Rate	Est Pay for Hourly	Salary effective 7/1/17 - 3% increase
Griffin, Terrin	Teaching/ELA	5101 - Teaching	67,318.00			69,337.54
Haig-Nicol, Theresa	Admin/Instructional Facilitator	5101 - Teaching	68,096.52			75,000.00
Hood, Cedira	Admin/Office Manager	6101 - Admin Staff	45,500.00			46,865.00
Hood, Jamil	Dean Of Students	6101 - Admin Staff	75,388.19			77,649.84
Hooks, Kashown	Food Service	5312 - Food Svc		12.00	24,960.00	
Hunter, Kenneth	Admin/Testing Coordinator	6101 - Admin Staff	49,331.81			50,811.76
Jensen, Quentin	Teaching/Physical education	5101 - Teaching	52,190.83			53,756.55
Jensen, Rhonda	Teaching/SPED	5102 - SPED	45,618.53			46,987.09
Jones, Maryvn	Admin/Family Intervention Speci	6101 - Admin Staff	39,392.68			40,574.46
King, Elyse	Admin/Director of Fundraising a	6101 - Admin Staff	34,000.00			35,020.00
Kobel, Sara	Teaching/ELA	5101 - Teaching	50,670.85			52,190.98
Kramer, Ryan	Support Staff/Teachers Asst.	5101 - Teaching	40,000.00			41,200.00
Leary, Angela	Substitute Nurse	5311 - Nursing Staff		35.00	7,875.00	
Lovegrove, Britta	Substitute Nurse	5311 - Nursing Staff		35.00	7,875.00	
Lucarelli, Jaclyne	Guidance Counselor	5215 - Psychologist	46,000.00			47,380.00
MacKenzie, Peter	Teaching/ELA	5101 - Teaching	74,160.00			76,384.80
Martin, Susan	Nurse	5311 - Nursing Staff		35.00	7,875.00	
Maude, Katricia	Teaching Assistant/Math	5101 - Teaching	45,000.00			46,350.00
Miller, Dr Paul	Principal	6102 - Principal	148,720.00			153,181.60
Mitchell, Victoria	Teaching/Science	5101 - Teaching	46,370.73			47,761.85
Mutford, Jason	Teaching/Technology	5101 - Teaching	70,138.79			72,242.95

2017-18 Salary and Benefits Budget

Maximum charge/Base  
Rate

Employee Name	Title	QB Category	Current Annual Salary	Current Hourly Rate	Est Pay for Hourly	Salary effective 7/1/17 - 3% increase
Polk- Ford, Myla	Support Staff	6101 - Admin Staff	34,000.00			35,020.00
Ramirez, Judith	Teaching/SAT Prep	5101 - Teaching	53,044.81			54,636.15
Rathbun, Nettie	Food service director	5312 - Food Svc	40,968.52			42,197.58
Remington, Ted	Teaching/SS	5101 - Teaching	46,000.00			47,380.00
Rodriguez, Brian	Admin/Director of Operations	6101 - Admin Staff	75,622.36			77,891.03
Rose, Justin	Teaching/Business	5101 - Teaching	47,380.00			48,801.40
Rose, Melinda	Teaching/SPED	5102 - SPED	47,500.00			48,925.00
Shumway, Karissa		5101 - Teaching	46,865.00			48,270.95
Sibert, Travis	Teaching/Spanish	5101 - Teaching	55,000.00			58,300.00
Snyder, Kara	Teaching/matgh	5101 - Teaching	49,131.00			50,604.93
Spath, William	Admin/Freshman Dean	5101 - Teaching	57,030.33			58,741.24
Spencer, George	Teaching/SS	5101 - Teaching	61,902.38			63,759.45
Stranahan, Robert	Teaching/Physical Education	5101 - Teaching	47,000.00			48,410.00
Suriel, Ghinerys	Teaching/Music	5101 - Teaching	43,000.00			44,290.00
Thorne, Alan	Teaching/Health/Phys Ed.	5101 - Teaching		12.00	6,240.00	
Truesdale, Susanne (gone)	Teaching/Spanish	5101 - Teaching	45,000.00			45,000.00
Webber, Linda	Teaching/SS	5101 - Teaching	45,618.53			46,987.09
Wood, Travis	Support Staff	6101 - Admin Staff	40,170.00			41,375.10
Zachary, Gen	Admin/Office Coordinator	6101 - Admin Staff	39,500.00			40,685.00
Zachary, Michael	Admin/Discipline Coordinator	6101 - Admin Staff		13.11	27,268.80	
Zalucki, Kristen	Teacher/English	5101 - Teaching	69,187.68			71,263.31

2017-18 Salary and Benefits Budget

Maximum charge/Base  
Rate

Employee Name	Title	QB Category	Current Annual Salary	Current Hourly Rate	Est Pay for Hourly	Salary effective 7/1/17 - 3% increase
			2,843,921.36		200,492.20	2,950,634.36
					3,044,413.56	

50% Reimbursemen  
Annual Salary  
FICA  
SUTA  
Insurance

5,244.72  
 9,440.40  
 10,489.32  
 15,733.92

\$10,900 2017  
 \$127,200 \$11,100 2018  
 0.0620 0.0145 0.03900

Hourly Rate effective 7/1/17 - 3% increase	Est Pay for Hourly	FICA	Medicare	SUTA	Disability (ER Contribution)	Disability (EE Contribution)	Stipends	Stipend FICA	Health Insurance - Total Premiums
		3,033.35	709.41	429.00	69.00	(31.20)		-	5,244.72
		3,420.34	799.92	429.00	69.00	(31.20)		-	5,244.72
12.73	26,480.06	1,641.76	383.96	429.00	69.00	(31.20)		-	5,244.72
		2,828.36	661.47	429.00	69.00	(31.20)		-	5,244.72
		3,432.92	802.86	429.00	69.00	(31.20)		-	10,489.32
		3,279.74	767.04	429.00	69.00	(31.20)		-	5,244.72
		4,090.92	956.75	429.00	69.00	(31.20)		-	15,733.92
		5,146.86	1,203.70	429.00	69.00	(31.20)		-	15,733.92
		3,640.02	851.29	429.00	69.00	(31.20)		-	-
		5,615.66	1,313.34	429.00	69.00	(31.20)		-	5,244.72
		3,913.00	915.14	429.00	69.00	(31.20)	1,500.00	114.75	15,733.92
		4,403.69	1,029.90	429.00	69.00	(31.20)	3,000.00	229.50	5,244.72
		3,025.69	707.62	429.00	69.00	(31.20)		-	10,489.32
		2,777.91	649.67	429.00	69.00	(31.20)		-	5,244.72
15.30	31,814.64	7,886.40	461.31	429.00	69.00	(31.20)		-	5,244.72
		3,946.55	922.98	429.00	69.00	(31.20)		-	5,244.72
		3,100.00	725.00	429.00	69.00	(31.20)		-	-
14.29	29,715.09	1,842.34	430.87	429.00	69.00	(31.20)		-	9,440.40
36.00	7,992.00	495.50	115.88	429.00	69.00	(31.20)		-	-
12.36	25,708.80	1,593.95	372.78	429.00	69.00	(31.20)		-	-
		2,959.91	692.24	429.00	69.00	(31.20)		-	5,244.72

5,244.72  
 9,440.40  
 10,489.32  
 15,733.92

\$10,900 2017  
 \$127,200 \$11,100 2018  
 0.0620 0.0145 0.03900

Hourly Rate effective 7/1/17 - 3% increase	Est Pay for Hourly	FICA	Medicare	SUTA	Disability (ER Contribution)	Disability (EE Contribution)	Stipends	Stipend FICA	Health Insurance - Total Premiums
		4,298.93	1,005.39	429.00	69.00	(31.20)	1,500.00	114.75	5,244.72
		4,650.00	1,087.50	429.00	69.00	(31.20)	-	-	5,244.72
		2,905.63	679.54	429.00	69.00	(31.20)	-	-	5,244.72
		4,814.29	1,125.92	429.00	69.00	(31.20)	-	-	-
12.36	25,708.80	1,593.95	372.78	429.00	69.00	(31.20)	-	-	-
		3,150.33	736.77	429.00	69.00	(31.20)	-	-	5,244.72
		3,332.91	779.47	429.00	69.00	(31.20)	-	-	15,733.92
		2,913.20	681.31	429.00	69.00	(31.20)	-	-	-
		2,515.62	588.33	429.00	69.00	(31.20)	-	-	5,244.72
		2,171.24	507.79	429.00	69.00	(31.20)	-	-	-
		3,235.84	756.77	429.00	69.00	(31.20)	-	-	5,244.72
		2,554.40	597.40	429.00	69.00	(31.20)	-	-	-
35.00	7,875.00	488.25	114.19	429.00	69.00	(31.20)	-	-	-
35.00	7,875.00	488.25	114.19	429.00	69.00	(31.20)	-	-	-
		2,937.56	687.01	429.00	69.00	(31.20)	-	-	5,244.72
		4,735.86	1,107.58	429.00	69.00	(31.20)	1,500.00	114.75	15,733.92
35.00	7,875.00	488.25	114.19	429.00	69.00	(31.20)	-	-	-
		2,873.70	672.08	429.00	69.00	(31.20)	-	-	10,489.32
		7,886.40	2,221.13	429.00	69.00	(31.20)	-	-	15,733.92
		2,961.23	692.55	429.00	69.00	(31.20)	-	-	5,244.72
		4,479.06	1,047.52	429.00	69.00	(31.20)	-	-	5,244.72

5,244.72  
 9,440.40  
 10,489.32  
 15,733.92

\$10,900 2017  
 \$127,200 \$11,100 2018  
 0.0620 0.0145 0.03900

Hourly Rate effective 7/1/17 - 3% increase	Est Pay for Hourly	FICA	Medicare	SUTA	Disability (ER Contribution)	Disability (EE Contribution)	Stipends	Stipend FICA	Health Insurance - Total Premiums
		2,171.24	507.79	429.00	69.00	(31.20)		-	-
		3,387.44	792.22	429.00	69.00	(31.20)		-	5,244.72
		2,616.25	611.86	429.00	69.00	(31.20)		-	15,733.92
		2,937.56	687.01	429.00	69.00	(31.20)	1,500.00	114.75	5,244.72
		4,829.24	1,129.42	429.00	69.00	(31.20)		-	-
		3,025.69	707.62	429.00	69.00	(31.20)		-	5,244.72
		3,033.35	709.41	429.00	69.00	(31.20)		-	5,244.72
		2,992.80	699.93	429.00	69.00	(31.20)	1,500.00	114.75	5,244.72
		3,614.60	845.35	429.00	69.00	(31.20)		-	-
		3,137.51	733.77	429.00	69.00	(31.20)		-	5,244.72
		3,641.96	851.75	429.00	69.00	(31.20)	7,500.00	573.75	15,733.92
		3,953.09	924.51	429.00	69.00	(31.20)		-	-
		3,001.42	701.95	429.00	69.00	(31.20)		-	5,244.72
		2,745.98	642.21	429.00	69.00	(31.20)		-	-
12.36	25,708.80	1,593.95	372.78	429.00	69.00	(31.20)		-	5,244.72
		2,790.00	652.50	429.00	69.00	(31.20)		-	15,733.92
		2,913.20	681.31	429.00	69.00	(31.20)		-	5,244.72
		2,565.26	599.94	429.00	69.00	(31.20)		-	15,733.92
		2,522.47	589.93	429.00	69.00	(31.20)		-	-
13.50	28,086.86	1,741.39	407.26	429.00	69.00	(31.20)		-	10,489.32
		4,418.33	1,033.32	429.00	69.00	(31.20)		-	10,489.32

5,244.72  
 9,440.40  
 10,489.32  
 15,733.92

\$10,900 2017  
 \$11,100 2018  
 0.0620 0.0145 0.03900

Hourly Rate effective 7/1/17 - 3% increase	Est Pay for Hourly	FICA	Medicare	SUTA	Disability (ER Contribution)	Disability (EE Contribution)	Stipends	Stipend FICA	Health Insurance - Total Premiums
	224,840.06	201,182.45	46,044.38	27,027.00	4,347.00	(1,965.60)	18,000.00	1,377.00	371,323.08

3,193,474.42  
 Summer 26,000.00  
 Bonus 16,000.00  
 Coaches 25,000.00  
 3,260,474.42  
 Difference (21,098.79) 50% for Nettie

at from ALHS for Nettie Rathbun	
	50%
\$ 42,197.58	\$ 21,098.79
3,228.11	1,614.06
429.00	214.50
3,715.08	1,857.54

15% increase

6,031.43	Single	318.60	Single
10,856.46	EE/Spouse	651.24	EE/Spouse
12,062.72	EE/Child	855.72	EE/Child
18,094.01	Family	1,188.36	Family

	Health Insurance - Employee Contributions	Health Insurance - Not Enrolled	Dental	Life	STD	LTD	401k Match	Total Wages, Benefits & Taxes	
6,031.43	(1,529.64)	-	318.60	45.60		68.04	978.50	64,291.81	
6,031.43	(1,529.64)		318.60	59.28	295.20	88.44	1,103.34	71,465.22	
6,031.43	(1,529.64)	-	318.60	28.56		42.48		39,108.74	
6,031.43	(1,529.64)		318.60	50.16	244.08	73.08		60,007.76	
12,062.72	(3,231.20)	-	651.24	61.56		91.44		80,197.37	
6,031.43	(1,529.64)	-	318.60	57.00	283.44	84.84		67,902.96	
18,094.01	(4,588.92)	-	1,188.36	71.88	353.28	105.72		102,455.24	
18,094.01	(4,588.92)	-	1,188.36	179.04		132.96		120,570.63	
-	-	-	-	-		-		63,668.11	
6,031.43	(1,529.64)	-	855.72	189.24		140.88		108,903.23	
18,094.01	(4,588.92)	-	1,188.36	68.40	337.56	101.16	1,262.26	102,219.26	
6,031.43	(1,529.64)	-	318.60	152.76		113.76	1,420.55	91,909.31	
12,062.72	(3,059.56)	-	651.24	52.44		78.24	976.03	74,251.93	
6,031.43	(1,529.64)	-	318.60	50.28		73.92		58,888.69	
6,031.43	(1,529.64)	-	318.60	34.20	170.28	51.00		50,949.74	
6,031.43	(1,529.64)	-	318.60	68.40	340.44	102.00		79,566.28	
-	-	1,192.80	651.24	36.48		54.12	1,000.00	57,226.44	
10,856.46	(2,753.24)		318.60	38.76		56.28		50,412.35	
-	-		-	-		-		9,070.19	
-	-		318.60	28.56		42.48		28,531.96	
6,031.43	(1,529.64)		318.60	51.36	255.36	76.56		62,307.84	

2%

15% increase

6,031.43	Single	318.60	Single
10,856.46	EE/Spouse	651.24	EE/Spouse
12,062.72	EE/Child	855.72	EE/Child
18,094.01	Family	1,188.36	Family

							2%	
	Health Insurance - Employee Contributions	Health Insurance - Not Enrolled	Dental	Life	STD	LTD	401k Match	Total Wages, Benefits & Taxes
6,031.43	(1,529.64)		318.60	69.60		102.84	1,386.75	88,347.71
6,031.43	(1,529.64)		651.24	76.44	375.36	112.44	1,500.00	93,666.29
6,031.43	(1,529.64)		318.60	39.96		58.56		61,080.60
-	-	1,192.80	1,188.36	167.64	415.80	124.44	1,553.00	88,698.88
-	-		-	-		-		28,142.32
6,031.43	(1,529.64)		318.60	54.72	272.04	81.48		65,639.01
18,094.01	(4,588.92)		855.72	58.20		86.16	1,075.13	89,649.95
-	-	1,192.80	318.60	51.36		75.24		52,686.40
6,031.43	(1,529.64)		318.60	44.52		65.04	811.49	55,131.36
-	(1,800.68)		318.60	77.52		57.84		36,819.11
6,031.43	(1,529.64)		318.60	52.44		78.24		66,846.17
-	-	1,192.80	318.60	45.60		68.04		46,443.64
-	-		-	-		-		8,944.24
-	-		318.60	-		-		9,262.84
6,031.43	(1,529.64)		318.60	52.44		78.24	947.60	62,614.76
18,094.01	(4,588.92)		1,188.36	82.08		122.40	1,527.70	116,469.33
-	-		-	-		-		8,944.24
12,062.72	(1,621.20)		318.60	51.36		76.56		71,739.93
18,094.01	(4,588.92)		1,188.36	285.00	738.00	221.04	3,063.63	198,490.97
6,031.43	(1,529.64)		318.60	56.40	255.36	76.56	955.24	63,291.10
6,031.43	(1,529.64)		318.60	78.72		115.80	1,444.86	89,940.83

15% increase

6,031.43	Single	318.60	Single
10,856.46	EE/Spouse	651.24	EE/Spouse
12,062.72	EE/Child	855.72	EE/Child
18,094.01	Family	1,188.36	Family

	Health Insurance - Employee Contributions	Health Insurance - Not Enrolled	Dental	Life	STD	LTD	401k Match	Total Wages, Benefits & Taxes
-	-		-	-		-		38,165.83
6,031.43	(1,529.64)		318.60	59.28		87.60	1,092.72	70,587.33
18,094.01	(4,588.92)		1,188.36	45.60		67.68		76,433.14
6,031.43	(1,620.08)		318.60	52.44		78.24	947.60	64,139.07
-	-	1,192.80	1,188.36	167.64	416.76	124.80	1,557.82	88,964.68
6,031.43	(1,529.64)		318.60	52.44	261.24	78.84	976.03	64,435.16
6,031.43	(1,529.64)		318.60	108.36		80.76		63,388.79
6,031.43	(1,529.64)		318.60	52.44	258.36	77.40	965.42	65,463.95
-	-	1,192.80	318.60	108.36		80.52	1,166.00	66,093.03
6,031.43	(1,620.08)		318.60	54.72	270.60	81.12	1,012.10	66,336.21
18,094.01	(4,589.48)		1,188.36	63.84		94.08	1,174.82	103,535.05
-	-	1,192.80	855.72	69.60		102.12		71,324.09
6,031.43	(1,620.08)		318.60	45.60		68.04		62,668.47
-	-		318.60	98.04	244.08	73.08		48,878.79
6,031.43	(2,753.24)		651.24	-		-		37,316.47
18,094.01	(4,588.92)		651.24	-		-		78,799.55
6,031.43	(1,529.64)		318.60	51.36	251.40	75.24	939.74	62,431.25
18,094.01	(4,588.92)		318.60	44.52		66.36		74,675.58
-	-	1,192.80		45.60		67.20	813.70	46,383.50
12,062.72	(3,059.56)		651.24	30.84		45.00	561.74	51,483.60
12,062.72	(3,059.56)		651.24	71.88	353.76	105.96	1,425.27	99,282.34

15% increase

6,031.43	Single	318.60	Single
10,856.46	EE/Spouse	651.24	EE/Spouse
12,062.72	EE/Child	855.72	EE/Child
18,094.01	Family	1,188.36	Family

							2%	
	Health Insurance - Employee Contributions	Health Insurance - Not Enrolled	Dental	Life	STD	LTD	401k Match	Total Wages, Benefits & Taxes
	427,021.54	(110,329.24)	9,542.40	29,941.92	3,890.52	6,392.40	4,632.36	33,639.02
	399,172.31							4,247,540.64

-

# Enrollment

2017-18

District	Bi-Monthly Tuition	# of Students	Annual
Albany	\$ 2,428.67	266.00	3,876,152.00
Averill Park	\$ 1,756.00	1.00	10,536.00
Cohoes	\$ 2,048.50	4.00	49,164.00
East Greenbush	\$ 2,026.50	1.00	12,159.00
Green Island	\$ 2,193.67	2.00	26,324.00
Guilderland	\$ 1,975.67	2.00	23,708.00
Lansingburgh	\$ 1,642.00	11.00	108,372.00
Menands	\$ 2,728.33	1.00	16,370.00
Niskayuna	\$ 2,048.33	2.00	24,580.00
Rensselaer	\$ 1,564.00	1.00	9,384.00
Schenectady	\$ 2,002.50	25.00	300,375.00
Schodak	\$ 2,111.50	1.00	12,669.00
Shenendehowa	\$ 1,903.17	1.00	11,419.02
Troy	\$ 2,664.33	20.00	319,720.00
Watervliet	\$ 1,650.67	7.00	69,328.00
		<b>345.00</b>	
Average Tuition	\$ 2,049.59		
Avg Annual Tuition	\$ 12,297.53	4,242,649.46	4,870,260.02
Median	\$ 2,026.50		

2017-18 Salary and Benefits Budget

Maximum charge/Base

Rate

Employee Name	Title	QB Category	Current Annual Salary	Current Hourly Rate
Avitabile, Michael	Teaching/SS	5101 - Teaching	47,500.00	
Beckler, Stephanie	Teaching/ELA	5101 - Teaching	53,560.00	
Burgess, Michael	Teaching/Math	5101 - Teaching	44,290.00	
Butt, Dinah	Teaching/Science	5101 - Teaching	53,757.00	
Cetinel, Amanda	Teaching/Science	5101 - Teaching	64,060.71	
Clairmont, Lilian	Teacher/Math	5101 - Teaching	57,000.00	
Collum, Gina	Admin/Program Facilitator	5101 - Teaching	87,936.98	
D' Arcangelis, Esta	Teaching/SS	5101 - Teaching	61,274.59	
de Barros, Paul	Admin/Chief Statistician	5101 - Teaching	68,958.50	
DeMagistris, Nicolette	Teaching/Art	5101 - Teaching	47,380.00	
Desrochers, Brian	Teaching/Science	5101 - Teaching	43,500.00	
Fiddemon, Barbara	Teaching/Math	5101 - Teaching	61,800.00	
Griffin, Terrin	Teaching/ELA	5101 - Teaching	67,318.00	
Haig-Nicol, Theresa	Admin/Instructional Facilitator	5101 - Teaching	68,096.52	
Jensen, Quentin	Teaching/Physical education	5101 - Teaching	52,190.83	
Kobel, Sara	Teaching/ELA	5101 - Teaching	50,670.85	
Kramer, Ryan	Support Staff/Teachers Asst.	5101 - Teaching	40,000.00	
MacKenzie, Peter	Teaching/ELA	5101 - Teaching	74,160.00	
Maude, Katricia	Teaching Assistant/Math	5101 - Teaching	45,000.00	
Mitchell, Victoria	Teaching/Science	5101 - Teaching	46,370.73	

Mutford, Jason	Teaching/Technology	5101 - Teaching	70,138.79	
Ramirez, Judith	Teaching/SAT Prep	5101 - Teaching	53,044.81	
Remington, Ted	Teaching/SS	5101 - Teaching	46,000.00	
Rose, Justin	Teaching/Business	5101 - Teaching	47,380.00	
Shumway, Karissa		5101 - Teaching	46,865.00	
Sibert, Travis	Teaching/Spanish	5101 - Teaching	55,000.00	
Snyder, Kara	Teaching/matgh	5101 - Teaching	49,131.00	
Spath, William	Admin/Freshman Dean	5101 - Teaching	57,030.33	
Spencer, George	Teaching/SS	5101 - Teaching	61,902.38	
Stranahan, Robert	Teaching/Physical Education	5101 - Teaching	47,000.00	
Suriel, Ghinerys	Teaching/Music	5101 - Teaching	43,000.00	
Thorne, Alan	Teaching/Health/Phys Ed.	5101 - Teaching		12.00
Truesdale, Susanne (gone)	Teaching/Spanish	5101 - Teaching	45,000.00	
Webber, Linda	Teaching/SS	5101 - Teaching	45,618.53	
Zalucki, Kristen	Teacher/English	5101 - Teaching	69,187.68	
Gizzi, Gina	Teaching/SPED	5102 - SPED	46,350.00	
Jensen, Rhonda	Teaching/SPED	5102 - SPED	45,618.53	
Rose, Melinda	Teaching/SPED	5102 - SPED	47,500.00	
Foley, Sandra	SPED Coordinator/Teacher	5216- SPED Coordinator	32,781.77	
Campbell, Crystal	Counselor	5215 - Psychologist	51,358.25	
Cintron, Suki	Guidance Counselor	5215 - Psychologist	80,596.02	
Lucarelli, Jaclyne	Guidance Counselor	5215 - Psychologist	46,000.00	
Fowler, Janet	Nurse	5311 - Nursing Staff		36.00
Leary, Angela	Substitute Nurse	5311 - Nursing Staff		35.00
Lovegrove, Britta	Substitute Nurse	5311 - Nursing Staff		35.00

Martin, Susan	Nurse	5311 - Nursing Staff		35.00
Brinson, George	Food Service	5312 - Food Svc		12.36
Espejo, Julio	Food Service	5312 - Food Svc		14.85
Hooks, Kashown	Food Service	5312 - Food Svc		12.00
Rathbun, Nettie	Food service director	5312 - Food Svc	40,968.52	
Ford-Otieno, Tanya	Admin/Verification Officer	6101 - Admin Staff		13.87
Francis, Shane	Support Staff	6101 - Admin Staff		12.00
Hood, Cedira	Admin/Office Manager	6101 - Admin Staff	45,500.00	
Hood, Jamil	Dean Of Students	6101 - Admin Staff	75,388.19	
Hunter, Kenneth	Admin/Testing Coordinator	6101 - Admin Staff	49,331.81	
Jones, Maryvn	Admin/Family Intervention Speci	6101 - Admin Staff	39,392.68	
King, Elyse	Admin/Director of Fundraising a	6101 - Admin Staff	34,000.00	
Polk- Ford, Myla	Support Staff	6101 - Admin Staff	34,000.00	
Rodriguez, Brian	Admin/Director of Operations	6101 - Admin Staff	75,622.36	
Wood, Travis	Support Staff	6101 - Admin Staff	40,170.00	
Zachary, Gen	Admin/Office Coordinator	6101 - Admin Staff	39,500.00	
Zachary, Michael	Admin/Discipline Coordinator	6101 - Admin Staff		13.11
Miller, Dr Paul	Principal	6102 - Principal	148,720.00	

---



---

**2,843,921.36**



Est Pay for Hourly	Salary effective 7/1/17 - 3% increase	Hourly Rate effective 7/1/17 - 3% increase	Est Pay for Hourly
	48,925.00		
	55,166.80		
	45,618.70		
	55,369.71		
	65,982.53		
	58,710.00		
	90,575.09		
	63,112.83		
	71,027.26		
	48,801.40		
	44,805.00		
	63,654.00		
	69,337.54		
	75,000.00		
	53,756.55		
	52,190.98		
	41,200.00		
	76,384.80		
	46,350.00		
	47,761.85		

	72,242.95		
	54,636.15		
	47,380.00		
	48,801.40		
	48,270.95		
	58,300.00		
	50,604.93		
	58,741.24		
	63,759.45		
	48,410.00		
	44,290.00		
6,240.00		12.36	25,708.80
	45,000.00		
	46,987.09		
	71,263.31		
	<b>1,932,417.51</b>		<b>25,708.80</b>
	47,740.50		
	46,987.09		
	48,925.00		
	<b>143,652.59</b>		
	50,000.00		
	<b>50,000.00</b>		
	52,899.00		
	83,013.90		
	47,380.00		
	<b>183,292.89</b>		
7,992.00		36.00	7,992.00
7,875.00		35.00	7,875.00
7,875.00		35.00	7,875.00

7,875.00		35.00	7,875.00
			<b>31,617.00</b>
25,708.80		12.73	26,480.06
30,888.00		15.30	31,814.64
24,960.00		12.36	25,708.80
	42,197.58		
	<b>42,197.58</b>		<b>84,003.50</b>
28,849.60		14.29	29,715.09
24,960.00		12.36	25,708.80
	46,865.00		
	77,649.84		
	50,811.76		
	40,574.46		
	35,020.00		
	35,020.00		
	77,891.03		
	41,375.10		
	40,685.00		
27,268.80		13.50	28,086.86
	<b>445,892.19</b>		<b>83,510.75</b>
	153,181.60		
	<b>153,181.60</b>		
<b>200,492.20</b>	<b>2,950,634.36</b>		<b>224,840.06</b>
3,044,413.56			3,175,474.42
	Summer		<b>26,000.00</b>
	Bonus		<b>16,000.00</b>
	Stipends		<b>18,000.00</b>
			3,235,474.42



Difference (25,000.00)

**Disclosure of Financial Interest by a Current or Proposed Charter School Education Corporation Trustee**

Trustee Name:

DONA S. BULLOCK

Name of Charter School Education Corporation (for an unmerged school, this is the Charter School Name):

GREEN TECH CHARTER HIGH SCHOOL

1. List all positions held on the education corporation board (e.g., president, treasurer, parent representative). *Board Member*

2. Is the trustee an employee of any school operated by the Education Corporation?  
 Yes  No

If Yes, for each school, please provide a description of the position(s) you hold, your responsibilities, your salary and your start date.

3. Is the trustee an employee or agent of the management company or institutional partner of the charter school(s) governed by the Education Corporation?  
 Yes  No

If Yes, for each school, please provide a description of the position(s) you hold, your responsibilities, your salary and your start date.

4. Identify each interest/transaction (and provide the requested information) that you or any of your immediate family members or any persons who live with you in your house have held or engaged in with the charter school(s) governed by the Education Corporation during the time you have served on the board, and in the six-month period prior to such service. If there has been no such financial interest or transaction, write **None**. Please note that if you answered Yes to Questions 2-4 above, you need not disclose again your employment status, salary, etc.

Date(s)	Nature of Financial Interest/Transaction	Steps taken to avoid a conflict of interest, (e.g., did not vote, did not participate in discussion)	Name of person holding interest or engaging in transaction and relationship to yourself
<i>Please write "None" if applicable. Do not leave this space blank.</i>			

--	--	--	--

5. Identify each individual, business, corporation, union association, firm, partnership, committee proprietorship, franchise holding company, joint stock company, business or real estate trust, non-profit organization, or other organization or group of people doing business with the school(s) governed by the Education Corporation **and** in which such entity, during the time of your tenure as a trustee, you and/or your immediate family member(s) or person(s) living in your house had a financial interest or other relationship. If you are a member, director, officer or employee of an organization formally partnered with the school(s) that is/are doing business with the school(s) through a management or services agreement, please identify only the name of the organization, your position in the organization, and the relationship between such organization and the school(s). If there was no financial interest, write **None**.

Organization conducting business with the school(s)	Nature of business conducted	Approximate value of the business conducted	Name of Trustee and/or immediate family member of household holding an interest in the organization conducting business with the school(s) and the nature of the interest	Steps Taken to Avoid Conflict of Interest
NONE				
<i>Please write "None" if applicable. Do not leave this space blank.</i>				

Dina S. Bulluck  
Signature

July 27, 2017  
Date

*Please note that this document is considered a public record and as such, may be made available to members of the public upon request under the Freedom of Information Law. Personal contact information provided below will be redacted.*

**Business Telephone:** (518) 320-1279

**Business Address:** STATE UNIVERSITY OF New York, STATE UNIVERSITY PLAZA

**E-mail Address:** cb.bulluck.916@gmail.com

ALBANY, NY 12246

**Home Telephone:** (518) 869-4881

**Home Address:** 6 OAK CIRCLE, ALBANY, NY 12205

**Disclosure of Financial Interest by a Current or Proposed Charter School Education Corporation Trustee**

Trustee Name:

Patrick M. Williams

Name of Charter School Education Corporation (for an unmerged school, this is the Charter School Name):

Green Tech Charter High School

1. List all positions held on the education corporation board (e.g., president, treasurer, parent representative).

2. Is the trustee an employee of any school operated by the Education Corporation?  
 Yes  No

If Yes, for each school, please provide a description of the position(s) you hold, your responsibilities, your salary and your start date.

3. Is the trustee an employee or agent of the management company or institutional partner of the charter school(s) governed by the Education Corporation?  
 Yes  No

If Yes, for each school, please provide a description of the position(s) you hold, your responsibilities, your salary and your start date.

4. Identify each interest/transaction (and provide the requested information) that you or any of your immediate family members or any persons who live with you in your house have held or engaged in with the charter school(s) governed by the Education Corporation during the time you have served on the board, and in the six-month period prior to such service. If there has been no such financial interest or transaction, write **None**. Please note that if you answered **Yes** to Questions 2-4 above, you need not disclose again your employment status, salary, etc.

Date(s)	Nature of Financial Interest/Transaction	Steps taken to avoid a conflict of interest, (e.g., did not vote, did not participate in discussion)	Name of person holding interest or engaging in transaction and relationship to yourself
<i>Please write "None" if applicable. Do not leave this space blank.</i>			



**Disclosure of Financial Interest by a Current or Proposed Charter School Education Corporation Trustee**

Trustee Name:

LISA REID

Name of Charter School Education Corporation (for an unmerged school, this is the Charter School Name):

GREEN TECH CHARTER

1. List all positions held on the education corporation board (e.g., president, treasurer, parent representative).

*Vice Chair*

2. Is the trustee an ~~employee~~ of any school operated by the Education Corporation?  
 Yes  No

If **Yes**, for each school, please provide a description of the position(s) you hold, your responsibilities, your salary and your start date.

3. Is the trustee an employee or agent of the management company or institutional partner of the charter school(s) governed by the Education Corporation?

Yes  No

If **Yes**, for each school, please provide a description of the position(s) you hold, your responsibilities, your salary and your start date.


4. Identify each interest/transaction (and provide the requested information) that you or any of your immediate family members or any persons who live with you in your house have held or engaged in with the charter school(s) governed by the Education Corporation during the time you have served on the board, and in the six-month period prior to such service. If there has been no such financial interest or transaction, write **None**. Please note that if you answered **Yes** to Questions 2-4 above, you need not disclose again your employment status, salary, etc.

Date(s)	Nature of Financial Interest/Transaction	Steps taken to avoid a conflict of interest, (e.g., did not vote, did not participate in discussion)	Name of person holding interest or engaging in transaction and relationship to yourself
<i>Please write "None" if applicable. Do not leave this space blank.</i>			

--	--	--	--

5. Identify each individual, business, corporation, union association, firm, partnership, committee proprietorship, franchise holding company, joint stock company, business or real estate trust, non-profit organization, or other organization or group of people doing business with the school(s) governed by the Education Corporation **and** in which such entity, during the time of your tenure as a trustee, you and/or your immediate family member(s) or person(s) living in your house had a financial interest or other relationship. If you are a member, director, officer or employee of an organization formally partnered with the school(s) that is/are doing business with the school(s) through a management or services agreement, please identify only the name of the organization, your position in the organization, and the relationship between such organization and the school(s). If there was no financial interest, write **None**.

Organization conducting business with the school(s)	Nature of business conducted	Approximate value of the business conducted	Name of Trustee and/or immediate family member of household holding an interest in the organization conducting business with the school(s) and the nature of the interest	Steps Taken to Avoid Conflict of Interest
<i>Please write "None" if applicable. Do not leave this space blank.</i>				

Signature  Date 7/27/17

*Please note that this document is considered a public record and as such, may be made available to members of the public upon request under the Freedom of Information Law. Personal contact information provided below will be redacted.*

Business Telephone: 518-650-8405  
 Business Address: 194 Washington Ave. Suite 420  
 E-mail Address: lisarveid915@gmail.com  
 Home Telephone: 518-915-8834  
 Home Address: 200 10th Ave.



--	--	--	--

5. Identify each individual, business, corporation, union association, firm, partnership, committee proprietorship, franchise holding company, joint stock company, business or real estate trust, non-profit organization, or other organization or group of people doing business with the school(s) governed by the Education Corporation **and** in which such entity, during the time of your tenure as a trustee, you and/or your immediate family member(s) or person(s) living in your house had a financial interest or other relationship. If you are a member, director, officer or employee of an organization formally partnered with the school(s) that is/are doing business with the school(s) through a management or services agreement, please identify only the name of the organization, your position in the organization, and the relationship between such organization and the school(s). If there was no financial interest, write **None**.

Organization conducting business with the school(s)	Nature of business conducted	Approximate value of the business conducted	Name of Trustee and/or immediate family member of household holding an interest in the organization conducting business with the school(s) and the nature of the interest	Steps Taken to Avoid Conflict of Interest
<i>Please write "None" if applicable. Do not leave this space blank.</i>				
NONE	NONE	NONE	NONE	NONE

Signature

Date

7/27/2017

*Please note that this document is considered a public record and as such, may be made available to members of the public upon request under the Freedom of Information Law. Personal contact information provided below will be redacted.*

Business Telephone: NONE

Business Address: NONE

E-mail Address: Jhmel.hobson@gmail.com

Home Telephone: (518)209-7838

Home Address: 31 Beverly Avenue

**Disclosure of Financial Interest by a Current or Proposed Charter School Education Corporation Trustee**

Trustee Name:

Laura Chmielinski

Name of Charter School Education Corporation (for an unmerged school, this is the Charter School Name):

Green Tech Charter HS

1. List all positions held on the education corporation board (e.g., president, treasurer, parent representative).

2. Is the trustee an ~~an~~ employee of any school operated by the Education Corporation?  
 Yes  No

If **Yes**, for each school, please provide a description of the position(s) you hold, your responsibilities, your salary and your start date.

3. Is the trustee an employee or agent of the management company or institutional partner of the charter school(s) governed by the Education Corporation?  
 Yes  No

If **Yes**, for each school, please provide a description of the position(s) you hold, your responsibilities, your salary and your start date.


4. Identify each interest/transaction (and provide the requested information) that you or any of your immediate family members or any persons who live with you in your house have held or engaged in with the charter school(s) governed by the Education Corporation during the time you have served on the board, and in the six-month period prior to such service. If there has been no such financial interest or transaction, write **None**. Please note that if you answered **Yes** to Questions 2-4 above, you need not disclose again your employment status, salary, etc.

Date(s)	Nature of Financial Interest/Transaction	Steps taken to avoid a conflict of interest, (e.g., did not vote, did not participate in discussion)	Name of person holding interest or engaging in transaction and relationship to yourself
<i>None</i>	<i>None</i>	<i>None</i>	<i>None</i>
<i>Please write "None" if applicable. Do not leave this space blank.</i>			

--	--	--	--

5. Identify each individual, business, corporation, union association, firm, partnership, committee proprietorship, franchise holding company, joint stock company, business or real estate trust, non-profit organization, or other organization or group of people doing business with the school(s) governed by the Education Corporation **and** in which such entity, during the time of your tenure as a trustee, you and/or your immediate family member(s) or person(s) living in your house had a financial interest or other relationship. If you are a member, director, officer or employee of an organization formally partnered with the school(s) that is/are doing business with the school(s) through a management or services agreement, please identify only the name of the organization, your position in the organization, and the relationship between such organization and the school(s). If there was no financial interest, write **None**.

Organization conducting business with the school(s)	Nature of business conducted	Approximate value of the business conducted	Name of Trustee and/or immediate family member of household holding an interest in the organization conducting business with the school(s) and the nature of the interest	Steps Taken to Avoid Conflict of Interest
None	None	None		None
<i>Please write "None" if applicable. Do not leave this space blank.</i>				

Signature  Date 7/27/17

*Please note that this document is considered a public record and as such, may be made available to members of the public upon request under the Freedom of Information Law. Personal contact information provided below will be redacted.*

Business Telephone: 518-449-7425

Business Address: 126 State St. Albany, NY 12207

E-mail Address: laura@statwatch.com

Home Telephone: 518-304-4504

Home Address: 94 VanPenseloes Blvd. Albany, NY 12204

**Disclosure of Financial Interest by a Current or Proposed Charter School Education Corporation Trustee**

**Trustee Name:**

\_\_\_\_\_ Nardolillo, David \_\_\_\_\_

**Name of Charter School Education Corporation (for an unmerged school, this is the Charter School Name):**

\_\_\_\_\_ **Green Tech High**

1. List all positions held on the education corporation board (e.g., **president**, treasurer, parent representative).

2. Is the trustee an employee of any school operated by the Education Corporation?  
    **No**    

If **Yes**, for each school, please provide a description of the position(s) you hold, your responsibilities, your salary and your start date.

3. Is the trustee an employee or agent of the management company or institutional partner of the charter school(s) governed by the Education Corporation?

\_\_\_\_\_ **No**

If **Yes**, for each school, please provide a description of the position(s) you hold, your responsibilities, your salary and your start date.

4. Identify each interest/transaction (and provide the requested information) that you or any of your immediate family members or any persons who live with you in your house have held or engaged in with the charter school(s) governed by the Education Corporation during the time you have served on the board, and in the six-month period prior to such service. If there has been no such financial interest or transaction, write **None**. Please note that if you answered **Yes** to Questions 2-4 above, you need not disclose again your employment status, salary, etc.

<b>Date(s)</b>	<b>Nature of Financial Interest/Transaction</b>	<b>Steps taken to avoid a conflict of interest, (e.g., did not vote, did not participate in discussion)</b>	<b>Name of person holding interest or engaging in transaction and relationship to yourself</b>
None	<i>Please write "None" if applicable. Do not leave this space blank.</i>		

--	--	--	--

5. Identify each individual, business, corporation, union association, firm, partnership, committee proprietorship, franchise holding company, joint stock company, business or real estate trust, non-profit organization, or other organization or group of people doing business with the school(s) governed by the Education Corporation **and** in which such entity, during the time of your tenure as a trustee, you and/or your immediate family member(s) or person(s) living in your house had a financial interest or other relationship. If you are a member, director, officer or employee of an organization formally partnered with the school(s) that is/are doing business with the school(s) through a management or services agreement, please identify only the name of the organization, your position in the organization, and the relationship between such organization and the school(s). If there was no financial interest, write **None**.

Organization conducting business with the school(s)	Nature of business conducted	Approximate value of the business conducted	Name of Trustee and/or immediate family member of household holding an interest in the organization conducting business with the school(s) and the nature of the interest	Steps Taken to Avoid Conflict of Interest
<i>Please write "None" if applicable. Do not leave this space blank.</i>				

Not Available \_\_\_\_\_  
 Signature \_\_\_\_\_ Date \_\_\_\_\_

*Please note that this document is considered a public record and as such, may be made available to members of the public upon request under the Freedom of Information Law. Personal contact information provided below will be redacted.*

**Business Telephone:**  
 5184625601 \_\_\_\_\_

**Business Address:** \_\_\_\_\_ 54 State st Albany NY 12207  
 \_\_\_\_\_

**E-mail**  
**Address:** [dnardolillo@oalaw.com](mailto:dnardolillo@oalaw.com) \_\_\_\_\_  
 \_\_\_\_\_

**Home Telephone:**  
 \_\_\_\_\_ na \_\_\_\_\_

**Home Address:**  
 \_\_\_\_\_ na \_\_\_\_\_



# Entry 9 BOT Table

Created: 07/30/2017 • Last updated: 08/01/2017

(tab across or use scroll bar at bottom of table)

## 1. Current Board Member Information

	Trustee Name	Email Addresses	Position on the Board	Committee Affiliations	Voting Member Per By-Laws? (Y/N)	Area of Expertise, and/or Additional Role at School (parent, staff member, etc.)	Number of Terms Served and Length of Each (Include election date and term expiration)	Number of Board Mtgs Attended during 2016-17?
1	PAMEL A WILLIAMS	<a href="mailto:gagaforqaga21@gmail.com">gagaforqaga21@gmail.com</a>	Chair/ Board President		Yes	Law		10
2	LISA REID	<a href="mailto:lreid@mercurylc.com">lreid@mercurylc.com</a>	Vice Chair/ Vice President		Yes	Political	2016-2018	8
3	Vincents Commisso	<a href="mailto:vcommisso4230@gmail.com">vcommisso4230@gmail.com</a>	Treasurer		Yes	Finance	3 Terms-Served 2012- Resigned June 30, 2017	6
4	Cummings, Denard	<a href="mailto:denardc@gmail.com">denardc@gmail.com</a>	Secretary		Yes	Finance	Resigned June 30, 2017	6

5	Bullock, Dona	<a href="mailto:d.bullock110@gmail.com">d.bullock110@gmail.com</a>	Trustee/Member		Yes	Law	Aug. 2016 - Aug. 2018	5 or less
6	Chmielinski, Laura	<a href="mailto:londonchmiel@gmail.com">londonchmiel@gmail.com</a>	Trustee/Member		Yes	Political	Aug. 2016 - Aug. 2018	7
7	Robinson, Jahmel	<a href="mailto:jahmelrobison@gmail.com">jahmelrobison@gmail.com</a>	Trustee/Member		Yes	Community	Jan 2017- Jan 2019	5 or less
8	Nardolillo, David	<a href="mailto:dnardolillo@otalaw.com">dnardolillo@otalaw.com</a>	Chair/Board President		Yes	Law	Resigned August 31, 2016	5 or less
9	Esson, Franklin	<a href="mailto:esson@greentechhigh.org">esson@greentechhigh.org</a>	Trustee/Member		Yes	Finance	Resigned June 30, 2016	
10	Zachary, Genevieve	<a href="mailto:zachary@greentechhigh.org">zachary@greentechhigh.org</a>	Trustee/Member		Yes	Parent Liason	Resigned June 30, 2016	
11								
12								
13								
14								
15								
16								
17								
18								
19								
20								

- |  |           |
|--|-----------|
| <b>2. Total Number of Members on June 30, 2016</b>                                       | <b>6</b>  |
| <b>3. Total Number of Members Joining the Board 2016-17 School Year</b>                  | <b>3</b>  |
| <b>4. Total Number of Members Departing the Board during the 2016-17 School Year</b>     | <b>4</b>  |
| <b>5. Number of Voting Members 2016-17, as set by the by-laws, resolution or minutes</b> | <b>4</b>  |
| <b>6. Number of Board Meetings Conducted in the 2016-17 School Year</b>                  | <b>10</b> |
| <b>7. Number of Board Meetings Scheduled for the <a href="#">2017-18</a> School Year</b> | <b>11</b> |

**Thank you.**



# Entry 11 Enrollment and Retention of Special Populations

Last updated: 08/01/2017

## Instructions for Reporting Enrollment and Retention Strategies

Describe the efforts the charter school has made in 2016-2017 toward meeting targets to attract and retain enrollment of students with disabilities, English language learners, and students who are economically disadvantaged. In addition, describe the school's plans for meeting or making progress toward meeting its enrollment and retention targets in 2017-2018.

## Recruitment/Attraction Efforts Toward Meeting Targets

	Describe Efforts Toward Meeting Recruitment Targets 2016-17)	Describe Plans Toward Meeting Recruitment Targets 2017-18)
Economically Disadvantaged	<ul style="list-style-type: none"> <li>• January 25th , 2016, OPEN HOUSE at GTH (5pm-6:30pm)</li> <li>• January 27th, 2016, KIPP Tech Valley Charter School Recruitment Presentation</li> <li>• March 23rd, 2016, Shadow Day: ACCS Visit</li> <li>• March 31st, 2016, OPEN HOUSE at GTH (5-6:30p)</li> <li>• May 18th, 2016, OPEN HOUSE at GTH (5-6:30p)</li> <li>• May 21st, 2016, Field Visit: Albany PAL Bike Rodeo (Recruitment Table with GTH Literature</li> <li>• Aug 6th, 2016, Tabled at Empire Plaza's African American Art Festival</li> <li>• Sept 15th, 2016, OPEN HOUSE at GTH (5-6:30p)</li> <li>• Oct 21st, 2016, Grand Opening Celebration at the new GTH located at 99 Slingerland St, Albany, NY 12202</li> <li>• March 31st, 2017, OPEN HOUSE at GTH (5-6:30p)</li> <li>• April 13th, 2017, Shadow Day: ACCS Visit</li> <li>• April 24th, 2017, OPEN HOUSE at GTH (5-6:30p)</li> <li>• May 11th, 2017, OPEN HOUSE at GTH (5-6:30p)</li> <li>• June 3rd 2017, Tabled at 2017 Summer Jam at SPAC sponsored by Fly 92</li> </ul>	<p>We are looking to duplicate the efforts of the 2016-2017 SY.</p>
	<ul style="list-style-type: none"> <li>• April 26th, 2016, Met Cranial Solutions. Discussed GTH need to recruit ESL students.</li> </ul>	

English Language Learners	<p>Provided demographic/ethnicity breakdown. GTH will use findings to assist in locating ESL students.</p> <ul style="list-style-type: none"> <li>• April 28th, 2016, (ESL) Delivered GTH literature to USCRI Refugee Center located 991 Broadway suite 223 in Albany, NY</li> <li>• May 10th, 2016, Emailed Nick from Cranial Solutions and requested addresses of top two languages (Spanish, Mandarin) to mail out brochures for recruitment.</li> </ul>	We are looking to duplicate the efforts of the 2016-2017 SY.
Students with Disabilities	<ul style="list-style-type: none"> <li>• January 25th , 2016, OPEN HOUSE at GTH (5pm-6:30pm)</li> <li>• March 31st, 2016, OPEN HOUSE at GTH (5-6:30p)</li> <li>• May 18th, 2016, OPEN HOUSE at GTH (5-6:30p)</li> <li>• Aug 6th, 2016, Tabled at Empire Plaza’s African American Art Festival</li> <li>• Sept 15th, 2016, OPEN HOUSE at GTH (5-6:30p)</li> <li>• Oct 21st, 2016, Grand Opening Celebration at the new GTH located at 99 Slingerland St, Albany, NY 12202</li> <li>• March 31st, 2017, OPEN HOUSE at GTH (5-6:30p)</li> </ul> <p>April 24th, 2017, OPEN HOUSE at GTH (5-6:30p)</p> <ul style="list-style-type: none"> <li>• May 11th, 2017, OPEN HOUSE at GTH (5-6:30p)</li> <li>• June 3rd 2017, Tabled at 2017 Summer Jam at SPAC sponsored by Fly 92</li> </ul>	We are looking to duplicate the efforts of the 2016-2017 SY.

**Retention Efforts Toward Meeting Targets**

	Describe Efforts Toward Meeting Retention Targets 2016-17)	Describe Plans Toward Meeting Retention Targets 2017-18)
Economically Disadvantaged	<p>We provide a safe haven for the young men to spend anywhere for 8-12 hours a day. We provide Gt h as a summer youth employment location. We offer sports camps for the community. Our camps are usually heavily manned by our population of students. We provide various academic programs, clubs and organizations. We provide a summer academy where student attend summer classes . we provide the following sports teams:Football, Basketball, Baseball and track and field teams.</p>	
English Language Learners		
Students with Disabilities		



# Entry 12 Classroom Teacher and Administrator Attrition

Last updated: 08/01/2017

Report changes in teacher and administrator staffing.

## Instructions for completing the Classroom Teacher and Administrator Attrition Tables

Charter schools must complete the two tables named 2016-2017 Classroom Teacher and Administrator Attrition to report changes in teacher and administrator staffing in 2016-2017. Please provide the full time equivalent (FTE) of staff on June 30, 2016; the FTE for any departed staff from July 1, 2016 through June 30, 2017; the FTE for added staff from July 1, 2016 through June 30, 2017; and the FTE of staff added in newly created positions from July 1, 2016 through June 30, 2017 using the two tables provided.

### Classroom Teacher Attrition Table

	FTE Classroom Teachers on June 30, 2016	FTE Classroom Teachers Departed 7/1/16 - 6/30/17	FTE Classroom Teachers Filling Vacant Positions 7/1/16 - 6/30/17	FTE Classroom Teachers Added in New Positions 7/1/16 - 6/30/17	FTE of Classroom Teachers on June 30, 2017
	33	9	9	0	34

### Administrator Position Attrition Table

	FTE Administrative Positions on June 30, 2016	FTE Administrators Departed 7/1/16 - 6/30/17	FTE Administrators Filling Vacant Positions 7/1/16 - 6/30/17	FTE Administrators Added in New Positions 7/1/16 - 6/30/17	FTE Administrative Positions on June 30, 2017
	8	0	0	1	9

Thank you



# Green Tech High 2017-2018 School Calendar

1 School/0 Instructional

JULY 2017				
Mo	Tu	We	Th	Fr
3	4	5	6	7
10	11	12	13	14
17	18	19	20	21
24	25	26	27	28
31				

**Jul 25=** 9th Gr Parent & Student  
Mandatory Orientation at 5pm  
**Jul 31=** New Staff Report

23 School/11 Instructional

AUGUST 2017				
Mo	Tu	We	Th	Fr
	1	2	3	4
7	8	9	10	11
14	15	16	17	18
21	22	23	24	25
28	29	30	31	

**Aug 3=** 9th Gr Parent & Student  
Mandatory Orientation at 5pm  
**Aug 7-15=** Regents Prep  
**Aug 14=** All staff report  
**Aug 16-17=** Regents Testing  
**Aug 17=** 9th Gr Parent & Student  
Mandatory Orientation at 5pm  
**Aug 22=** 9th Gr Orientation (8am-3pm)  
**Aug 23-25=** 9th Gr Orientation (8am-12pm)  
**Aug 28=** 10th Gr Orientation (5pm-6pm)  
**Aug 29=** 11th Gr Orientation (5pm-6pm)  
**Aug 30=** 12th Gr Orientation (5pm-6pm)  
All Orientation dates are Mandatory

20 School/19 Instructional

SEPTEMBER 2017				
Mo	Tu	We	Th	Fr
				1
4	5	6	7	8
11	12	13	14	15
18	19	20	21	22
25	26	27	28	29

**Sept 4=** Labor Day  
**Sept 5=** 1st Day of School  
**Sept 22=** Progress Reports  
**Sept 29=** Open House  
(1/2 Day for Students)

21 School/21 Instructional

OCTOBER 2017				
Mo	Tu	We	Th	Fr
2	3	4	5	6
9	10	11	12	13
16	17	18	19	20
23	24	25	26	27
30	31			

**Oct 9=** Columbus Day  
**Oct 11=** PSAT Testing  
**Oct 13=** Progress Reports

19 School/18 Instructional

NOVEMBER 2017				
Mo	Tu	We	Th	Fr
		1	2	3
6	7	8	9	10
13	14	15	16	17
20	21	22	23	24
27	28	29	30	

**Nov 6-9=** Q1 Benchmark Testing  
**Nov 9=** Q1 Parent Teacher Conference  
(1:00p-7:00p) No Class  
**Nov 10=** Veterans Day  
**Nov 22=** 1/2 Day for Thanksgiving Break  
**Nov 23-24=** Thanksgiving Break

16 School/16 Instructional

DECEMBER 2017				
Mo	Tu	We	Th	Fr
				1
4	5	6	7	8
11	12	13	14	15
18	19	20	21	22
25	26	27	28	29

**Dec 1=** Progress Reports  
**Dec 22=** Progress Reports  
**Dec 25-29=** Holiday Break

21 School/20 Instructional

JANUARY 2018				
Mo	Tu	We	Th	Fr
1	2	3	4	5
8	9	10	11	12
15	16	17	18	19
22	23	24	25	26
29	30	31		

**Jan 1=** Holiday Break  
**Jan 8-12=** Midterms  
**Jan 15=** MLK Jr Day  
**Jan 22-25=** Regents Testing  
**Jan 26=** Q2 Parent Teacher Conference  
(1:00p-7:00p) No Classes

15 School/15 Instructional

FEBRUARY 2018				
Mo	Tu	We	Th	Fr
			1	2
5	6	7	8	9
12	13	14	15	16
19	20	21	22	23
26	27	28		

**Feb 16=** Progress Reports  
**Feb 19-23=** Winter Recess

20 School/20 Instructional

MARCH 2018				
Mo	Tu	We	Th	Fr
			1	2
5	6	7	8	9
12	13	14	15	16
19	20	21	22	23
26	27	28	29	30

**Mar 16=** Progress Reports  
**Mar 16=** Staff PD  
(1/2 Day for Students)  
**Mar 19=** Recess Day  
**Mar 30=** Spring Break

16 School/15 Instructional

APRIL 2018				
Mo	Tu	We	Th	Fr
2	3	4	5	6
9	10	11	12	13
16	17	18	19	20
23	24	25	26	27
30				

**Apr 2-6=** Spring Break  
**Apr 9-13=** Q3 Benchmark Testing  
**Apr 20=** Q3 Parent Teacher Conference  
(1:00p-7:00p) No Classes  
**Apr 27=** Progress Reports

21 School/21 Instructional

MAY 2018				
Mo	Tu	We	Th	Fr
	1	2	3	4
7	8	9	10	11
14	15	16	17	18
21	22	23	24	25
28	29	30	31	

**May 18=** Progress Reports  
**May 25=** Recess Day  
**May 28=** Memorial Day  
**May 29-31=** Final Exams

16 School/16 Instructional

JUNE 2018				
Mo	Tu	We	Th	Fr
				1
4	5	6	7	8
11	12	13	14	15
18	19	20	21	22
25	26	27	28	29

**Jun 1=** Final Exams  
**June 5=** Special Regents Testing Day  
**Jun 11=** Make Up Day  
**June 12-14=** Regents Testing  
**Jun 15=** Field Day  
**June 18-21=** Regents Testing  
**June 22=** Last Day of School &  
Graduation Ceremony

2017-2018 Calendar	
KEY	
	Staff Report (No Classes)
	Regents Testing
	1/2 Day for Students
	Recess Day (School Closed)
	Parent Teacher Conferences (No Classes)
	Orientation

**INSTRUCTIONAL DAYS: 192**  
**SCHOOL DAYS: 209**