



Entry 1 School Information

Last updated: 07/19/2017

Please be advised that you will need to complete this cover page (including signatures) before all of the other tasks assigned to you by your authorizer are visible on your task page. While completing this task, please ensure that you select the correct authorizer (**as of June 30, 2017**) or you may not be assigned the correct tasks.

a. SCHOOL NAME AND BEDS# HARBOR SCIENCE AND ARTS CS (SUNY Trustees)

(Select name from the drop down menu)

b. CHARTER AUTHORIZER SUNY Authorized Charter School

(For technical reasons, please re select authorizer name from the drop down menu).

c. DISTRICT / CSD OF LOCATION NYC CSD 4

d1. SCHOOL INFORMATION

	PRIMARY ADDRESS	PHONE NUMBER	FAX NUMBER	EMAIL ADDRESS
	132 142 East 111th Street New York, NY 10029	[REDACTED]	[REDACTED]	[REDACTED]

d2. PHONE CONTACT NUMBER FOR AFTER HOURS EMERGENCIES

Contact Name	Mark Johnson
Title	Principal
Emergency Phone Number (### ### ####)	[REDACTED]

e. SCHOOL WEB ADDRESS (URL) www.HSACS.org

f. DATE OF INITIAL CHARTER 06/1999

g. DATE FIRST OPENED FOR INSTRUCTION 09/2000

i. TOTAL ENROLLMENT ON JUNE 30, 2017 242

j. GRADES SERVED IN SCHOOL YEAR 2016-17

Check all that apply

Grades Served	K, 1, 2, 3, 4, 5, 6, 7, 8
---------------	---------------------------

k1. DOES THE SCHOOL CONTRACT WITH A CHARTER OR EDUCATIONAL MANAGEMENT ORGANIZATION? No


11. FACILITIES

Does the school maintain or operate multiple sites?

	No, just one site.
--	--------------------

12. SCHOOL SITES

Please list the sites where the school will operate for the upcoming school year.

	Physical Address	Phone Number	District/CSD	Grades Served at Site	School at Full Capacity at Site	Facilities Agreement
Site 1 (same as primary site)	132 142 East 111th Street New York, NY 10029		CSD 4	K 8	Yes	Rent/Lease
Site 2						
Site 3						

I2a. Please provide the contact information for Site 1.

	Name	Work Phone	Alternate Phone	Email Address
School Leader	Mark Johnson	[REDACTED]	[REDACTED]	[REDACTED]
Operational Leader	Nichole Gagnon	[REDACTED]	[REDACTED]	[REDACTED]
Compliance Contact	Mark Johnson	[REDACTED]	[REDACTED]	[REDACTED]
Complaint Contact	Ehri Mathurin	[REDACTED]	[REDACTED]	[REDACTED]

m1. Is the school or are the school sites co-located? No

n1. Were there any revisions to the school's charter during the 2016-17 school year? (Please include approved or pending material and non-material charter revisions). Yes

n2. Summary of Charter Revisions


	Category (Select Best Description)	Specific Revision (150 word limit)	Date Approved by BOT (if applicable)	Date Approved by Authorizer (if applicable)
1	Change in Maximum Approved Enrollment	As part of our new 5 year renewal granted on May 25, 2017, our enrollment is newly chartered for 258 students in grades K 8.		May 25, 2017
2	Change in Bylaws	As part of our renewal visit, it was recommended that we update our By Laws. The new version of the By Laws was submitted via email to CSI/SUNY on May 15, 2017		
3				
4				
5				

o. Name and Position of Individual(s) Who Completed the 2016-17 Annual Report. Mark Johnson, Principal

p. Our signatures below attest that all of the information contained herein is truthful and accurate and that this charter school is in compliance with all aspects of its charter, and with all pertinent Federal, State, and local laws, regulations, and rules. We understand that if any information in any part of this report is found to have been deliberately misrepresented, that will constitute grounds for the revocation of our charter. Check **YES if you agree and then use the mouse on your PC or the stylist on your mobile device to sign your name).**

Yes

Signature, Head of Charter School

A handwritten signature in black ink that reads "M. Johnson". The signature is written in a cursive style with a large, looped initial "M" and a long, sweeping underline.

Signature, President of the Board of Trustees

Date

2017/07/19

Thank you.



Entry 2 NYS School Report Card Link

Last updated: 07/19/2017

1. NEW YORK STATE REPORT CARD

<https://data.nysed.gov/reportcard.php?year=2016&instid=800000047167>

Provide a direct URL or web link to the most recent New York State School Report Card for the charter school (See <https://reportcards.nysed.gov/>).

(Charter schools completing year one will not yet have a School Report Card or link to one. Please type "URL is not available" in the space provided).



Entry 4 Expenditures per Child

Created: 07/19/2017 • Last updated: 07/27/2017

Financial Information

This information is required of ALL charter schools. Provide the following measures of fiscal performance of the charter school in Appendix B (Total Expenditures and Administrative Expenditures Per Child):

1. Total Expenditures Per Child

To calculate '**Total Expenditures per Child**' take total expenditures (from the unaudited 2016-17 Schedule of Functional Expenses) and divide by the year end FTE student enrollment. (Integers Only. No dollar signs or commas).

Note: The information on the Schedule of Functional Expenses on pages 41-43 of the Audit Guide can help schools locate the amounts to use in the two per pupil calculations: <http://www.p12.nysed.gov/psc/AuditGuide.html>

Line 1: Total Expenditures	4080876
Line 2: Year End FTE student enrollment	247
Line 3: Divide Line 1 by Line 2	16521

2. Administrative Expenditures per Child

To calculate **'Administrative Expenditures per Child'** To calculate "Administrative Expenditures per Child" first *add* together the following:

1. Take the relevant portion from the 'personnel services cost' row and the 'management and general' column (from the unaudited 2016 17 Schedule of Functional Expenses)
2. Any contracted administrative/management fee paid to other organizations or corporations
3. Take the total from above and divide it by the year end FTE enrollment. The relevant portion that must be included in this calculation is defined as follows:

Administrative Expenditures: Administration and management of the charter school includes the activities and personnel of the offices of the chief school officer, the finance or business offices, school operations personnel, data management and reporting, human resources, technology, etc. It also includes those administrative and management services provided by other organizations or corporations on behalf of the charter school for which the charter school pays a fee or other compensation. Do not include the FTE of personnel whose role is to directly support the instructional program.

Notes:
The information on the Schedule of Functional Expenses on pages 41-43 of the Audit Guide can help schools locate the amounts to use in the two per pupil calculations:
<http://www.p12.nysed.gov/psc/AuditGuide.html>.
Employee benefit costs or expenditures should not be reported in the above calculations.

Line 1: Relevant Personnel Services Cost (Row)	341758
Line 2: Management and General Cost (Column)	224292
Line 3: Sum of Line 1 and Line 2	566050
Line 5: Divide Line 3 by the Year End FTE student enrollment	2295

Thank you.



GENERAL INSTRUCTIONS FOR ANNUAL BUDGET/QUARTERLY REPORT

TEMPLATE TABS

1- GRAY tab contains the Instructions

Instructions

Provides description of tabs and input requirements.

Funding by District

Charter School Tuition Rates

2- BLUE tabs require input of information

1.) Name of School

>Select school name from list.>Enter contact information.

2.) Enrollment

Enter enrollment information for Annual Budget (& Revisions) and Quarterly Actuals.

3.) Staffing Plan

Enter staffing plan information for Annual Budget (& Revisions) and Quarterly Actuals.

4.) Yearly Budget

Enter Yearly Budget information. Includes:>"Pior Year" column may be completed b

5.) Balance Sheet

Enter Balance Sheet information for EdCorps. Separate schools merged into a prim:

- 6.) Quarterly Report
- 7.) Annual Report Requirement

Enter Actual Quarterly Report information . Includes:>Actual Enrollment data and Pe
Complete when submitting Actual Quarter 4.

CELL COLORS & GUIDANCE COMMENTS

- = Enter information into the light BLUE shaded cells.
- = Cells labeled in ORANGE containe guidance regarding the input of information.

- = Cells containing RED triangles in the upper right corner contain "guidance comments" on that particular line item. Please "mouse-
Ver

Charter Funding Alphabetical By NYS School District

* (Sum of Charter School Basic Tuition and Supplemental Basic Tuition)



ANNUAL BUDGET & QUARTERLY REPORT TEMPLATE

Harbor Science and Arts Charter School

SCHOOL

Name: Harbor Science and Arts Charter School

CONTACT INFORMATION

Contact Name: Mr. Mark Johnson

Contact Title: Principal

Contact Email: [REDACTED]

Contact Phone: [REDACTED]

REPORT PERIOD

Current Academic Year: 2017-18

Prior Academic Year: 2016-17

HARBOR SCIENCE AND ARTS CHARTER SCHOOL

2017-18

ENROLLMENT BY GRADES

GRADES	K	1	2	3	4	5	6
INITIAL BUDGETED ENROLLMENT	28	28	28	28	28	28	28
TOTAL ENROLLMENT = 254							

ENROLLMENT BY DISTRICT
Enrollment by District

	PRIOR YEAR ACTUAL	ANNUAL BUDGET TOTAL DISTRICTS/ENROLLMENT BY QUARTER					
		QUARTER 1		QUARTER 2		QUARTER 3	
		Original	Revised	Original	Revised	Original	Revised
NUMBER OF SCHOOL DISTRICTS ENROLLED:	0	1	0	1	0	1	0
NUMBER OF STUDENTS ENROLLED:	0	254	0	254	0	254	0

***NOTE:** If there are NO budget revisions at the time of quarterly submittal leave the

PRIOR YEAR 2016-17	ANNUAL BUDGET ENROLLMENT BY QUARTER					
	QUARTER 1		QUARTER 2		QUARTER 3	
Actual Enrollment	Original Budget	Revised Budget	Original Budget	Revised Budget	Original Budget	Revised Budget
	254		254		254	

PRIMARY/OTHER	DISTRICT NAME(S)
1 PRIMARY District	NYC CHANCELLOR'S OFFICE
2 SECONDARY District	(Select from drop-down list) →
Other District 3	(Select from drop-down list) →
Other District 4	(Select from drop-down list) →
Other District 5	(Select from drop-down list) →
Other District 6	(Select from drop-down list) →
Other District 7	(Select from drop-down list) →
Other District 8	(Select from drop-down list) →
Other District 9	(Select from drop-down list) →
Other District 10	(Select from drop-down list) →
Other District 11	(Select from drop-down list) →
Other District 12	(Select from drop-down list) →
Other District 13	(Select from drop-down list) →
Other District 14	(Select from drop-down list) →
Other District 15	(Select from drop-down list) →
Other District 16	(Select from drop-down list) →
Other District 17	(Select from drop-down list) →
Other District 18	(Select from drop-down list) →
Other District 19	(Select from drop-down list) →
Other District 20	(Select from drop-down list) →
Other District 21	(Select from drop-down list) →
Other District 22	(Select from drop-down list) →
Other District 23	(Select from drop-down list) →
Other District 24	(Select from drop-down list) →
Other District 25	(Select from drop-down list) →
Other District 26	(Select from drop-down list) →

PRIOR YEAR
2016-17

ANNUAL BUDGET ENROLLMENT BY QUARTER
QUARTER 1 QUARTER 2

QUARTER 3

PRIMARY/OTHER

DISTRICT NAME(S)

Actual Enrollment Original Budget **Revised** Bud; Original Budget **Revised** Bud; Original Budget **Revised** Bud;

- Other District 27 (Select from drop-down list) →
- Other District 28 (Select from drop-down list) →
- Other District 29 (Select from drop-down list) →
- Other District 30 (Select from drop-down list) →
- Other District 31 (Select from drop-down list) →
- Other District 32 (Select from drop-down list) →
- Other District 33 (Select from drop-down list) →
- Other District 34 (Select from drop-down list) →
- Other District 35 (Select from drop-down list) →
- Other District 36 (Select from drop-down list) →
- Other District 37 (Select from drop-down list) →
- Other District 38 (Select from drop-down list) →
- Other District 39 (Select from drop-down list) →
- Other District 40 (Select from drop-down list) →
- Other District 41 (Select from drop-down list) →
- Other District 42 (Select from drop-down list) →
- Other District 43 (Select from drop-down list) →
- Other District 44 (Select from drop-down list) →
- Other District 45 (Select from drop-down list) →
- Other District 46 (Select from drop-down list) →
- Other District 47 (Select from drop-down list) →
- Other District 48 (Select from drop-down list) →
- Other District 49 (Select from drop-down list) →
- Other District 50 (Select from drop-down list) →

7	8	9	10	11	12
29	29				

QUARTER 4		ACTUAL QUARTERLY TOTAL DISTRICTS/ENROLLMENT			
Original	Revised	QUARTER 1 Actual	QUARTER 2 Actual	QUARTER 3 Actual	QUARTER 4 Actual
1	0	0	0	0	0
254	0	0	0	0	0

ie 'REVISED' Column(s) CC

QUARTER 4	ACTUAL ENROLLMENT BY QUARTER			
	QUARTER 1	QUARTER 2	QUARTER 3	QUARTER 4

Original Budget **Revised** Budget Actual Enrollment Actual Enrollment Actual Enrollment Actual Enrollment
254

ACTUAL ENROLLMENT BY QUARTER
 QUARTER 4 QUARTER 1 QUARTER 2 QUARTER 3 QUARTER 4
 Original Budget **Revised** Budget Actual Enrollment Actual Enrollment Actual Enrollment Actual Enrollment

STAFFING PLAN - FULL TIME EQUIVALENT ("FTE")

***NOTE:** Enter the number of FTE positions ***NOTE:** Enter the number of FTE positions in the "blue" cells. ***NOTE:** If there are NO budget revisions at the time of quarterly submittal leave the 'REVISED' Column(s) COMPLETELY BLANK. If

ADMINISTRATIVE PERSONNEL FTE	ADMINISTRATIVE PERSONNEL FTE	PRIOR YEAR 2016-17 ACTUAL	ANNUAL BUDGETED FTE		Q2	Q3	Q4	ACTU Q1 Actua
			Original	Revised	Original	Revised	Original	Revised
Executive Management	Executive Management							
Instructional Management	Instructional Management			4		4		4
Deans, Directors & Coordinators	Deans, Directors & Coordinators			2		2		2
CFO / Director of Finance	CFO / Director of Finance							
Operation / Business Manager	Operation / Business Manager							
Administrative Staff	Administrative Staff							
TOTAL ADMINISTRATIVE STAFF	TOTAL ADMINISTRATIVE STAFF	0	6	6	0	6	0	6
								0
INSTRUCTIONAL PERSONNEL FTE	INSTRUCTIONAL PERSONNEL FTE	PRIOR YEAR 2016-17 ACTUAL	ANNUAL BUDGETED FTE		Q2	Q3	Q4	ACTU Q1 Actua
			Original	Revised	Original	Revised	Original	Revised
Teachers - Regular	Teachers - Regular			16		16		16
Teachers - SPED	Teachers - SPED			3		3		3
Substitute Teachers	Substitute Teachers							
Teaching Assistants	Teaching Assistants			5		5		5
Specialty Teachers	Specialty Teachers							
Aides	Aides							
Therapists & Counselors	Therapists & Counselors							
Other	Other			3		3		3
TOTAL INSTRUCTIONAL	TOTAL INSTRUCTIONAL	0	27	27	0	27	0	27
								0
NON-INSTRUCTIONAL PERSONNEL FTE	NON-INSTRUCTIONAL PERSONNEL FTE	PRIOR YEAR 2016-17 ACTUAL	ANNUAL BUDGETED FTE		Q2	Q3	Q4	ACTU Q1 Actua
			Original	Revised	Original	Revised	Original	Revised
Nurse	Nurse			1		1		1
Librarian	Librarian							
Custodian	Custodian			3		3		3
Security	Security			1		1		1
Other	Other			6		6		6
TOTAL NON-INSTRUCTIONAL	TOTAL NON-INSTRUCTIONAL	0	11	11	0	11	0	11
								0
TOTAL PERSONNEL SERVICE FTE	TOTAL PERSONNEL SERVICE FTE	0	44	44	0	44	0	44
								0

HARBOR SCIENCE AND ARTS CHARTER SCHC
2017-18

STAFFING PLAN - FULL TIME EQUIVALENT ("FTE")

***NOTE:** Enter the number of FTE positions to be input.

***NOTE:** State the assumptions that are being made.

ADMINISTRATIVE PERSONNEL FTE

Q4
Actual

Description of Assumptions

Executive Management
Instructional Management
Deans, Directors & Coordinators
CFO / Director of Finance
Operation / Business Manager
Administrative Staff

Dean and Assistant Dean of Students

TOTAL ADMINISTRATIVE STAFF

0

INSTRUCTIONAL PERSONNEL FTE

Q4
Actual

Description of Assumptions

Teachers - Regular
Teachers - SPED
Substitute Teachers
Teaching Assistants
Specialty Teachers
Aides
Therapists & Counselors
Other

School Support Coordinator, School Secretary/Parent Coordinator

TOTAL INSTRUCTIONAL

0

NON-INSTRUCTIONAL PERSONNEL FTE

Q4
Actual

Description of Assumptions

Nurse
Librarian
Custodian
Security
Other

Technology, NSIP

TOTAL NON-INSTRUCTIONAL

0

TOTAL PERSONNEL SERVICE FTE

0

Total Revenue	0	0	1040965.5	0	0
Total Expenses	0	0	1034253.479	0	0
Net Income	0	0	6712.021125	0	0
Actual Student Enrollment	0	0	254	0	0

/1 - 3/31

4th Quarter - 4/1 - 6/30

Revised Budget Variance Original Budget Revised Budget Variance

REVENUE

REVENUES FROM STATE SOURCES

2017-18

Column(s) COMPLETELY BLANK. If budget revisions ARE made, the

Per Pupil Revenue	Per Pupil Rate	0.25	0	0.25	0.25	
NYC CHANCELLOR'S OFFICE	14527	0	0	922464.5	0	0
-	0	0	0	0	0	0
-	0	0	0	0	0	0
-	0	0	0	0	0	0
-	0	0	0	0	0	0
-	0	0	0	0	0	0
-	0	0	0	0	0	0
-	0	0	0	0	0	0
-	0	0	0	0	0	0
-	0	0	0	0	0	0
-	0	0	0	0	0	0
-	0	0	0	0	0	0
-	0	0	0	0	0	0
-	0	0	0	0	0	0
-	0	0	0	0	0	0
-	0	0	0	0	0	0
-	0	0	0	0	0	0
ALL OTHER School Districts: (Weighted Avg)	0	0	0	0	0	0
TOTAL Per Pupil Revenue (Weighted Average Per Pupil	14527	0	0	922464.5	0	0
Special Education Revenue			0	38962.5		0
Grants						
Stimulus			0			0
DYCD (Department of Youth and Community Development)			0			0
Other			0			0
NYC DoE Rental Assistance						
Other			0			0
TOTAL REVENUE FROM STATE SOURCES		0	0	961427	0	0

REVENUE FROM FEDERAL FUNDING

IDEA Special Needs			0	9364.5		0
Title I			0	20000		0
Title Funding - Other			0	3000		0
School Food Service (Free Lunch)			0			0
Grants						

Total Revenue	0	0	1040965.5	0	0
Total Expenses	0	0	1034253.479	0	0
Net Income	0	0	6712.021125	0	0
Actual Student Enrollment	0	0	254	0	0

/1 - 3/31

4th Quarter - 4/1 - 6/30

	Revised Budge Variance	Original Budget	Revised Budge Variance		
Charter School Program (CSP) Planning & Implementation		0			0
Other		0	38209		0
Other		0			0
TOTAL REVENUE FROM FEDERAL SOURCES	0	0	70573.5	0	0
LOCAL and OTHER REVENUE					
Contributions and Donations		0			0
Fundraising		0	4875		0
Erate Reimbursement		0	4050		0
Earnings on Investments		0			0
Interest Income		0	40		0
Food Service (Income from meals)		0			0
Text Book		0			0
OTHER		0			0
TOTAL REVENUE FROM LOCAL and OTHER SOURCES	0	0	8965	0	0
TOTAL REVENUE	0	0	1040965.5	0	0

Total Revenue	0	0	1040965.5	0	0
Total Expenses	0	0	1034253.479	0	0
Net Income	0	0	6712.021125	0	0
Actual Student Enrollment	0	0	254	0	0

/1 - 3/31

4th Quarter - 4/1 - 6/30

Revised Budget Variance

Original Budget Revised Budget Variance

EXPENSES

ADMINISTRATIVE STAFF PERSONNEL COSTS	Avg. No. of Positic					
Executive Management	0		0			0
Instructional Management	4		0	86025		0
Deans, Directors & Coordinators	2		0	27500		0
CFO / Director of Finance	0		0			0
Operation / Business Manager	0		0			0
Administrative Staff	0		0			0
TOTAL ADMINISTRATIVE STAFF	6	0	0	113525	0	0
INSTRUCTIONAL PERSONNEL COSTS						
Teachers - Regular	16		0	262491.5		0
Teachers - SPED	3		0	35702.5		0
Substitute Teachers	0		0			0
Teaching Assistants	5		0	47430.75		0
Specialty Teachers	0		0			0
Aides	0		0			0
Therapists & Counselors	0		0			0
Other	3		0	42536		0
TOTAL INSTRUCTIONAL	27	0	0	388160.75	0	0
NON-INSTRUCTIONAL PERSONNEL COSTS						
Nurse	1		0	10000		0
Librarian	0		0			0
Custodian	3		0	24562.75		0
Security	1		0	14879.25		0
Other	6		0	84394		0
TOTAL NON-INSTRUCTIONAL	11	0	0	133836	0	0
SUBTOTAL PERSONNEL SERVICE COSTS	44	0	0	635521.75	0	0
PAYROLL TAXES AND BENEFITS						
Payroll Taxes			0	52774.34138		0

Total Revenue	0	0	1040965.5	0	0
Total Expenses	0	0	1034253.479	0	0
Net Income	0	0	6712.021125	0	0
Actual Student Enrollment	0	0	254	0	0

/1 - 3/31

4th Quarter - 4/1 - 6/30

	Revised Budge Variance	Original Budget	Revised Budge Variance		
Fringe / Employee Benefits		0	78240.8		0
Retirement / Pension		0	810		0
TOTAL PAYROLL TAXES AND BENEFITS	0	0	131825.1414	0	0
TOTAL PERSONNEL SERVICE COSTS	44	0	767346.8914	0	0
CONTRACTED SERVICES					
Accounting / Audit		0	6250		0
Legal		0			0
Management Company Fee		0	33750		0
Nurse Services		0			0
Food Service / School Lunch		0			0
Payroll Services		0	2125		0
Special Ed Services		0			0
Titlement Services (i.e. Title I)		0			0
Other Purchased / Professional / Consulting		0	6125		0
TOTAL CONTRACTED SERVICES	0	0	48250	0	0

Total Revenue	0	0	1040965.5	0	0
Total Expenses	0	0	1034253.479	0	0
Net Income	0	0	6712.021125	0	0
Actual Student Enrollment	0	0	254	0	0

/1 - 3/31

4th Quarter - 4/1 - 6/30

Revised Budget Variance Original Budget Revised Budget Variance

SCHOOL OPERATIONS

Board Expenses	0	175	0
Classroom / Teaching Supplies & Materials	0	3000	0
Special Ed Supplies & Materials	0		0
Textbooks / Workbooks	0	7834	0
Supplies & Materials other	0	1956.75	0
Equipment / Furniture	0	12648	0
Telephone	0	2118	0
Technology	0	1875	0
Student Testing & Assessment	0	1687.5	0
Field Trips	0	3400	0
Transportation (student)	0		0
Student Services - other	0	1200	0
Office Expense	0	4625	0
Staff Development	0	2295	0
Staff Recruitment	0	375	0
Student Recruitment / Marketing	0		0
School Meals / Lunch	0	37000	0
Travel (Staff)	0	125	0
Fundraising	0	1000	0
Other	0	287.3375	0
TOTAL SCHOOL OPERATIONS	0	81601.5875	0

FACILITY OPERATION & MAINTENANCE

Insurance	0	7000	0
Janitorial	0		0
Building and Land Rent / Lease / Facility Finance Interest	0	102555	0
Repairs & Maintenance	0	7500	0
Equipment / Furniture	0		0
Security	0		0
Utilities	0	11250	0
TOTAL FACILITY OPERATION & MAINTENANCE	0	128305	0

DEPRECIATION & AMORTIZATION

RESERVES / CONTINGENCY	0	8750	0
	0		0

Total Revenue	0	0	1040965.5	0	0
Total Expenses	0	0	1034253.479	0	0
Net Income	0	0	6712.021125	0	0
Actual Student Enrollment	0	0	254	0	0

/1 - 3/31

4th Quarter - 4/1 - 6/30

	Revised Budget	Budget Variance	Original Budget	Revised Budget	Budget Variance
TOTAL EXPENSES	0	0	1034253.479	0	0
NET INCOME	0	0	6712.021125	0	0

Total Revenue		0	0	1040965.5	0	0
Total Expenses		0	0	1034253.479	0	0
Net Income	/1 - 3/31	0	0	6712.021125	0	0
Actual Student Enrollment		0	0	254	0	0
	/1 - 3/31			4th Quarter - 4/1 - 6/30		

Revised Budge Variance Original Budget Revised Budge Variance

ENROLLMENT - *School Districts Are Linked To Above Entries*

Number of Districts:		0	0	1	0	0
NYC CHANCELLOR'S OFFICE	254	0	0	254	0	0
-	0	0	0	0	0	0
-	0	0	0	0	0	0
-	0	0	0	0	0	0
-	0	0	0	0	0	0
-	0	0	0	0	0	0
-	0	0	0	0	0	0
-	0	0	0	0	0	0
-	0	0	0	0	0	0
-	0	0	0	0	0	0
-	0	0	0	0	0	0
-	0	0	0	0	0	0
-	0	0	0	0	0	0
-	0	0	0	0	0	0
-	0	0	0	0	0	0
ALL OTHER School Districts: (Weighted Avg)	0	0	0	0	0	0
TOTAL ENROLLMENT		0	0	254	0	0
REVENUE PER PUPIL		0	0	4098.28937	0	0
EXPENSES PER PUPIL		0	0	4071.86409	0	0

HARBOR SCIENCE AND ARTS CHARTER SCHOOL
 Budget / Operating Plan
 2017-18

Total Revenue	4163862	4163862	0	4163862	4163862
Total Expenses	4137013.916	4137013.916	0	-4137013.92	-4137013.92
Net Income	26848.0845	26848.0845	0	26848.0845	26848.0845
Actual Student Enrollment					

Total Year VARIANCE

Original Budget Revised Budget Variance Original Budget Revised Budget DESCRIPTION OF ASSUMPTIONS

REVENUE

REVENUES FROM STATE SOURCES

	2017-18					
Per Pupil Revenue	Per Pupil Rate					
NYC CHANCELLOR'S OFFICE	14527	3689858	3689858	0	3689858	3689858
-	0	0	0	0	0	0
-	0	0	0	0	0	0
-	0	0	0	0	0	0
-	0	0	0	0	0	0
-	0	0	0	0	0	0
-	0	0	0	0	0	0
-	0	0	0	0	0	0
-	0	0	0	0	0	0
-	0	0	0	0	0	0
-	0	0	0	0	0	0
-	0	0	0	0	0	0
-	0	0	0	0	0	0
-	0	0	0	0	0	0
-	0	0	0	0	0	0
ALL OTHER School Districts: (Weighted Avg)	0	0	0	0	0	0
TOTAL Per Pupil Revenue (Weighted Average Per Pupil	14527	3689858	3689858	0	3689858	3689858
Special Education Revenue		155850	155850	0	155850	155850
Grants						
Stimulus		0	0	0	0	0
DYCD (Department of Youth and Community Development)		0	0	0	0	0
Other		0	0	0	0	0
NYC DoE Rental Assistance		0	0	0	0	0
Other		0	0	0	0	0
TOTAL REVENUE FROM STATE SOURCES		3845708	3845708	0	3845708	3845708

REVENUE FROM FEDERAL FUNDING

IDEA Special Needs		37458	37458	0	37458	37458
Title I		80000	80000	0	80000	80000
Title Funding - Other		12000	12000	0	12000	12000
School Food Service (Free Lunch)		0	0	0	0	0
Grants						

HARBOR SCIENCE AND ARTS CHARTER SCHOOL

Budget / Operating Plan

2017-18

Total Revenue	4163862	4163862	0	4163862	4163862
Total Expenses	4137013.916	4137013.916	0	-4137013.92	-4137013.92
Net Income	26848.0845	26848.0845	0	26848.0845	26848.0845
Actual Student Enrollment					

Total Year

VARIANCE

	Original Budget	Revised Budget	Variance	Original Budget	Revised Budget	DESCRIPTION OF ASSUMPTIONS
Charter School Program (CSP) Planning & Implementation	0	0	0	0	0	
Other	152836	152836	0	152836	152836	FAMIS, Other
Other	0	0	0	0	0	
TOTAL REVENUE FROM FEDERAL SOURCES	282294	282294	0	282294	282294	
LOCAL and OTHER REVENUE						
Contributions and Donations	0	0	0	0	0	
Fundraising	19500	19500	0	19500	19500	
Erate Reimbursement	16200	16200	0	16200	16200	
Earnings on Investments	0	0	0	0	0	
Interest Income	160	160	0	160	160	
Food Service (Income from meals)	0	0	0	0	0	
Text Book	0	0	0	0	0	
OTHER	0	0	0	0	0	
TOTAL REVENUE FROM LOCAL and OTHER SOURCES	35860	35860	0	35860	35860	
TOTAL REVENUE	4163862	4163862	0	4163862	4163862	

HARBOR SCIENCE AND ARTS CHARTER SCHOOL

Budget / Operating Plan

2017-18

Total Revenue	4163862	4163862	0	4163862	4163862
Total Expenses	4137013.916	4137013.916	0	-4137013.92	-4137013.92
Net Income	26848.0845	26848.0845	0	26848.0845	26848.0845
Actual Student Enrollment					

Total Year VARIANCE

Original Budget Revised Budget Variance Original Budget Revised Budget DESCRIPTION OF ASSUMPTIONS

EXPENSES

ADMINISTRATIVE STAFF PERSONNEL COSTS

Avg. No. of Positic

Executive Management	0	0	0	0	0	0
Instructional Management	4	344100	344100	0	-344100	-344100
Deans, Directors & Coordinators	2	110000	110000	0	-110000	-110000
CFO / Director of Finance	0	0	0	0	0	0
Operation / Business Manager	0	0	0	0	0	0
Administrative Staff	0	0	0	0	0	0
TOTAL ADMINISTRATIVE STAFF	6	454100	454100	0	-454100	-454100

INSTRUCTIONAL PERSONNEL COSTS

Teachers - Regular	16	1049966	1049966	0	-1049966	-1049966
Teachers - SPED	3	142810	142810	0	-142810	-142810
Substitute Teachers	0	0	0	0	0	0
Teaching Assistants	5	189723	189723	0	-189723	-189723
Specialty Teachers	0	0	0	0	0	0
Aides	0	0	0	0	0	0
Therapists & Counselors	0	0	0	0	0	0
Other	3	170144	170144	0	-170144	-170144
TOTAL INSTRUCTIONAL	27	1552643	1552643	0	-1552643	-1552643

NON-INSTRUCTIONAL PERSONNEL COSTS

Nurse	1	40000	40000	0	-40000	-40000
Librarian	0	0	0	0	0	0
Custodian	3	98251	98251	0	-98251	-98251
Security	1	59517	59517	0	-59517	-59517
Other	6	337576	337576	0	-337576	-337576
TOTAL NON-INSTRUCTIONAL	11	535344	535344	0	-535344	-535344

School Support Coordinators, School Secretary/Parent Coordinator

SUBTOTAL PERSONNEL SERVICE COSTS

	44	2542087	2542087	0	-2542087	-2542087
--	----	---------	---------	---	----------	----------

PAYROLL TAXES AND BENEFITS

Payroll Taxes		211097.3655	211097.3655	0	-211097.366	-211097.366
---------------	--	-------------	-------------	---	-------------	-------------

HARBOR SCIENCE AND ARTS CHARTER SCHOOL

Budget / Operating Plan

2017-18

Total Revenue	4163862	4163862	0	4163862	4163862
Total Expenses	4137013.916	4137013.916	0	-4137013.92	-4137013.92
Net Income	26848.0845	26848.0845	0	26848.0845	26848.0845
Actual Student Enrollment					

Total Year VARIANCE

	Original Budget	Revised Budget	Variance	Original Budget	Revised Budget	DESCRIPTION OF ASSUMPTIONS
Fringe / Employee Benefits	312963.2	312963.2	0	-312963.2	-312963.2	
Retirement / Pension	3240	3240	0	-3240	-3240	
TOTAL PAYROLL TAXES AND BENEFITS	527300.5655	527300.5655	0	-527300.566	-527300.566	
TOTAL PERSONNEL SERVICE COSTS	44 3069387.566	3069387.566	0	-3069387.57	-3069387.57	
CONTRACTED SERVICES						
Accounting / Audit	25000	25000	0	-25000	-25000	
Legal	0	0	0	0	0	
Management Company Fee	135000	135000	0	-135000	-135000	
Nurse Services	0	0	0	0	0	
Food Service / School Lunch	0	0	0	0	0	
Payroll Services	8500	8500	0	-8500	-8500	
Special Ed Services	0	0	0	0	0	
Titlement Services (i.e. Title I)	0	0	0	0	0	
Other Purchased / Professional / Consulting	24500	24500	0	-24500	-24500	Academic Consultants & Substitute Services
TOTAL CONTRACTED SERVICES	193000	193000	0	-193000	-193000	

HARBOR SCIENCE AND ARTS CHARTER SCHOOL

Budget / Operating Plan

2017-18

Total Revenue	4163862	4163862	0	4163862	4163862
Total Expenses	4137013.916	4137013.916	0	-4137013.92	-4137013.92
Net Income	26848.0845	26848.0845	0	26848.0845	26848.0845
Actual Student Enrollment					

Total Year VARIANCE

Original Budget Revised Budget Variance Original Budget Revised Budget DESCRIPTION OF ASSUMPTIONS

SCHOOL OPERATIONS

Board Expenses	700	700	0	-700	-700	
Classroom / Teaching Supplies & Materials	12000	12000	0	-12000	-12000	Classroom & Library Supplies
Special Ed Supplies & Materials	0	0	0	0	0	
Textbooks / Workbooks	31336	31336	0	-31336	-31336	
Supplies & Materials other	7827	7827	0	-7827	-7827	
Equipment / Furniture	50592	50592	0	-50592	-50592	
Telephone	8472	8472	0	-8472	-8472	
Technology	7500	7500	0	-7500	-7500	
Student Testing & Assessment	6750	6750	0	-6750	-6750	
Field Trips	13600	13600	0	-13600	-13600	
Transportation (student)	0	0	0	0	0	
Student Services - other	4800	4800	0	-4800	-4800	
Office Expense	18500	18500	0	-18500	-18500	
Staff Development	9180	9180	0	-9180	-9180	
Staff Recruitment	1500	1500	0	-1500	-1500	
Student Recruitment / Marketing	0	0	0	0	0	
School Meals / Lunch	148000	148000	0	-148000	-148000	
Travel (Staff)	500	500	0	-500	-500	
Fundraising	4000	4000	0	-4000	-4000	
Other	1149.35	1149.35	0	-1149.35	-1149.35	
TOTAL SCHOOL OPERATIONS	326406.35	326406.35	0	-326406.35	-326406.35	

FACILITY OPERATION & MAINTENANCE

Insurance	28000	28000	0	-28000	-28000	
Janitorial	0	0	0	0	0	
Building and Land Rent / Lease / Facility Finance Interest	410220	410220	0	-410220	-410220	
Repairs & Maintenance	30000	30000	0	-30000	-30000	
Equipment / Furniture	0	0	0	0	0	
Security	0	0	0	0	0	
Utilities	45000	45000	0	-45000	-45000	
TOTAL FACILITY OPERATION & MAINTENANCE	513220	513220	0	-513220	-513220	

DEPRECIATION & AMORTIZATION

DEPRECIATION & AMORTIZATION	35000	35000	0	-35000	-35000	
-----------------------------	-------	-------	---	--------	--------	--

RESERVES / CONTINGENCY

HARBOR SCIENCE AND ARTS CHARTER SCHOOL

Budget / Operating Plan

2017-18

Total Revenue	4163862	4163862	0	4163862	4163862
Total Expenses	4137013.916	4137013.916	0	-4137013.92	-4137013.92
Net Income	26848.0845	26848.0845	0	26848.0845	26848.0845
Actual Student Enrollment					

Total Year VARIANCE

	Original Budget	Revised Budget	Variance	Original Budget	Revised Budget	DESCRIPTION OF ASSUMPTIONS
TOTAL EXPENSES	4137013.916	4137013.916	0	-4137013.92	-4137013.92	
NET INCOME	26848.0845	26848.0845	0	26848.0845	26848.0845	

HARBOR SCIENCE AND ARTS CHARTER SCHOOL

Budget / Operating Plan

2017-18

Total Revenue	4163862	4163862	0	4163862	4163862
Total Expenses	4137013.916	4137013.916	0	-4137013.92	-4137013.92
Net Income	26848.0845	26848.0845	0	26848.0845	26848.0845
Actual Student Enrollment					

Total Year VARIANCE

Original Budget Revised Budget Variance Original Budget Revised Budget DESCRIPTION OF ASSUMPTIONS

ENROLLMENT - *School Districts Are Linked To Above Entries*

Number of Districts:

NYC CHANCELLOR'S OFFICE	254
-	0
-	0
-	0
-	0
-	0
-	0
-	0
-	0
-	0
-	0
-	0
-	0
-	0
-	0
-	0
-	0
ALL OTHER School Districts: (Weighted Avg)	0

TOTAL ENROLLMENT

REVENUE PER PUPIL

EXPENSES PER PUPIL

HARBOR SCIENCE AND ARTS CHARTER SCHOOL

4

	Prior Year	Q1	Q2	Q3	Q4
	2016-17	As of 9/30	As of 12/31	As of 3/31	As of 6/30
ASSETS					
CURRENT ASSETS					
Cash and cash equivalents	0	0	0	0	0
Grants and contracts receivable	0	0	0	0	0
Accounts receivables	0	0	0	0	0
Prepaid Expenses	0	0	0	0	0
Contributions and other receivables	0	0	0	0	0
TOTAL CURRENT ASSETS	0	0	0	0	0
PROPERTY, BUILDING AND EQUIPMENT, net	0	0	0	0	0
OTHER ASSETS	0	0	0	0	0
TOTAL ASSETS	0	0	0	0	0
LIABILITIES AND NET ASSETS					
CURRENT LIABILITIES					
Accounts payable and accrued expenses	0	0	0	0	0
Accrued payroll and benefits	0	0	0	0	0
Deferred Revenue	0	0	0	0	0
Current maturities of long-term debt	0	0	0	0	0
Short Term Debt - Bonds, Notes Payable	0	0	0	0	0
Other	0	0	0	0	0
TOTAL CURRENT LIABILITIES	0	0	0	0	0
LONG-TERM DEBT and NOTES PAYABLE, net current maturities	0	0	0	0	0
TOTAL LIABILITIES	0	0	0	0	0
NET ASSETS					
Unrestricted	0	0	0	0	0
Temporarily restricted	0	0	0	0	0
TOTAL NET ASSETS	0	0	0	0	0
TOTAL LIABILITIES AND NET ASSETS	0	0	0	0	0

HARBOR SCIENCE AND ARTS CHARTER SCHOOL

Budget / Operating Plan

2017-18

Total Revenue	0	1040965.5	0	0	1040965.5	0	0
Total Expenses	0	1034253.479	0	0	1034253.479	0	0
Net Income	0	6712.021125	0	0	6712.021125	0	0
Actual Student Enrollment	0	254	0	0	254	0	0

1st Quarter - 7/1 - 9/30

2nd Quarter - 10/1 - 12/31

3rd Quarter - 1/1 - 3/31

*NOTE: Enrollment, Revenue and Expenditure Data IN the 'Total and Variance Analysis' Section is Base

	Actual	Current Budget	Variance	Actual	Current Budget	Variance	Actual
REVENUE							
REVENUES FROM STATE SOURCES							
Per Pupil Revenue							
CY Per Pupil Rate							
NYC CHANCELLOR'S OFFICE	14527	922464.5	0	922464.5	0		
-	0	0	0	0	0		
-	0	0	0	0	0		
-	0	0	0	0	0		
-	0	0	0	0	0		
-	0	0	0	0	0		
-	0	0	0	0	0		
-	0	0	0	0	0		
-	0	0	0	0	0		
-	0	0	0	0	0		
-	0	0	0	0	0		
-	0	0	0	0	0		
-	0	0	0	0	0		
-	0	0	0	0	0		
-	0	0	0	0	0		
-	0	0	0	0	0		
ALL OTHER School Districts: (Count = 0)	0	0	0	0	0		
TOTAL Per Pupil Revenue (Weighted Average Per Pupil Funding)	14527	922464.5	0	922464.5	0		
Special Education Revenue		38962.5	0	38962.5	0		
Grants							
Stimulus		0	0	0	0		
DYCD (Department of Youth and Community Development)		0	0	0	0		
Other		0	0	0	0		
NYC DoE Rental Assistance		0	0	0	0		
Other		0	0	0	0		
TOTAL REVENUE FROM STATE SOURCES	0	961427	0	961427	0		
REVENUE FROM FEDERAL FUNDING							
IDEA Special Needs		9364.5	0	9364.5	0		
Title I		20000	0	20000	0		
Title Funding - Other		3000	0	3000	0		
School Food Service (Free Lunch)		0	0	0	0		
Grants							
Charter School Program (CSP) Planning & Implementation		0	0	0	0		
Other		38209	0	38209	0		

HARBOR SCIENCE AND ARTS CHARTER SCHOOL

Budget / Operating Plan

	2017-18							
Total Revenue	0	1040965.5	0	0	1040965.5	0	0	
Total Expenses	0	1034253.479	0	0	1034253.479	0	0	
Net Income	0	6712.021125	0	0	6712.021125	0	0	
Actual Student Enrollment	0	254	0	0	254	0	0	

1st Quarter - 7/1 - 9/30

2nd Quarter - 10/1 - 12/31

3rd Quarter - 1/1 - 3/31

*NOTE: Enrollment, Revenue and Expenditure Data IN the 'Total and Variance Analysis' Section is Base	Actual	Current Budget	Variance	Actual	Current Budget	Variance	Actual
Other		0		0	0		0
TOTAL REVENUE FROM FEDERAL SOURCES	0	70573.5		0	70573.5		0
LOCAL and OTHER REVENUE							
Contributions and Donations		0		0	0		0
Fundraising		4875		0	4875		0
Erate Reimbursement		4050		0	4050		0
Earnings on Investments		0		0	0		0
Interest Income		40		0	40		0
Food Service (Income from meals)		0		0	0		0
Text Book		0		0	0		0
OTHER		0		0	0		0
TOTAL REVENUE FROM LOCAL and OTHER SOURCES	0	8965		0	8965		0
TOTAL REVENUE	0	1040965.5		0	1040965.5		0

HARBOR SCIENCE AND ARTS CHARTER SCHOOL

Budget / Operating Plan

2017-18

Total Revenue	0	1040965.5	0	0	1040965.5	0	0
Total Expenses	0	1034253.479	0	0	1034253.479	0	0
Net Income	0	6712.021125	0	0	6712.021125	0	0
Actual Student Enrollment	0	254	0	0	254	0	0

1st Quarter - 7/1 - 9/30

2nd Quarter - 10/1 - 12/31

3rd Quarter - 1/1 - 3/31

*NOTE: Enrollment, Revenue and Expenditure Data IN the 'Total and Variance Analysis' Section is Base

	Actual	Current Budget	Variance	Actual	Current Budget	Variance	Actual
EXPENSES	Quarter 0						
ADMINISTRATIVE STAFF PERSONNEL COSTS	No. of Positions						
Executive Management	0	0	0	0	0	0	0
Instructional Management	0	86025	0	0	86025	0	0
Deans, Directors & Coordinators	0	27500	0	0	27500	0	0
CFO / Director of Finance	0	0	0	0	0	0	0
Operation / Business Manager	0	0	0	0	0	0	0
Administrative Staff	0	0	0	0	0	0	0
TOTAL ADMINISTRATIVE STAFF	0	0	113525	0	0	113525	0
INSTRUCTIONAL PERSONNEL COSTS							
Teachers - Regular	0	262491.5	0	0	262491.5	0	0
Teachers - SPED	0	35702.5	0	0	35702.5	0	0
Substitute Teachers	0	0	0	0	0	0	0
Teaching Assistants	0	47430.75	0	0	47430.75	0	0
Specialty Teachers	0	0	0	0	0	0	0
Aides	0	0	0	0	0	0	0
Therapists & Counselors	0	0	0	0	0	0	0
Other	0	42536	0	0	42536	0	0
TOTAL INSTRUCTIONAL	0	0	388160.75	0	0	388160.75	0
NON-INSTRUCTIONAL PERSONNEL COSTS							
Nurse	0	10000	0	0	10000	0	0
Librarian	0	0	0	0	0	0	0
Custodian	0	24562.75	0	0	24562.75	0	0
Security	0	14879.25	0	0	14879.25	0	0
Other	0	84394	0	0	84394	0	0
TOTAL NON-INSTRUCTIONAL	0	0	133836	0	0	133836	0
SUBTOTAL PERSONNEL SERVICE COSTS	0	0	635521.75	0	0	635521.75	0
PAYROLL TAXES AND BENEFITS							
Payroll Taxes		52774.34138	0		52774.34138	0	
Fringe / Employee Benefits		78240.8	0		78240.8	0	
Retirement / Pension		810	0		810	0	
TOTAL PAYROLL TAXES AND BENEFITS		0	131825.1414		0	131825.1414	
TOTAL PERSONNEL SERVICE COSTS	0	0	767346.8914	0	0	767346.8914	0



HARBOR SCIENCE AND ARTS CHARTER SCHOOL

Budget / Operating Plan

2017-18							
Total Revenue	0	1040965.5	0	0	1040965.5	0	0
Total Expenses	0	1034253.479	0	0	1034253.479	0	0
Net Income	0	6712.021125	0	0	6712.021125	0	0
Actual Student Enrollment	0	254	0	0	254	0	0

1st Quarter - 7/1 - 9/30

2nd Quarter - 10/1 - 12/31

3rd Quarter - 1/1 - 3/31

*NOTE: Enrollment, Revenue and Expenditure Data IN the 'Total and Variance Analysis' Section is Base

	Actual	Current Budget	Variance	Actual	Current Budget	Variance	Actual
CONTRACTED SERVICES							
Accounting / Audit		6250	0		6250	0	
Legal		0	0		0	0	
Management Company Fee		33750	0		33750	0	
Nurse Services		0	0		0	0	
Food Service / School Lunch		0	0		0	0	
Payroll Services		2125	0		2125	0	
Special Ed Services		0	0		0	0	
Titlement Services (i.e. Title I)		0	0		0	0	
Other Purchased / Professional / Consulting		6125	0		6125	0	
TOTAL CONTRACTED SERVICES	0	48250	0	0	48250	0	0

HARBOR SCIENCE AND ARTS CHARTER SCHOOL

Budget / Operating Plan

2017-18								
Total Revenue	0	1040965.5	0	0	1040965.5	0	0	0
Total Expenses	0	1034253.479	0	0	1034253.479	0	0	0
Net Income	0	6712.021125	0	0	6712.021125	0	0	0
Actual Student Enrollment	0	254	0	0	254	0	0	0

1st Quarter - 7/1 - 9/30

2nd Quarter - 10/1 - 12/31

3rd Quarter - 1/1 - 3/31

*NOTE: Enrollment, Revenue and Expenditure Data IN the 'Total and Variance Analysis' Section is Base	Actual	Current Budget	Variance	Actual	Current Budget	Variance	Actual
SCHOOL OPERATIONS							
Board Expenses		175	0		175	0	
Classroom / Teaching Supplies & Materials		3000	0		3000	0	
Special Ed Supplies & Materials		0	0		0	0	
Textbooks / Workbooks		7834	0		7834	0	
Supplies & Materials other		1956.75	0		1956.75	0	
Equipment / Furniture		12648	0		12648	0	
Telephone		2118	0		2118	0	
Technology		1875	0		1875	0	
Student Testing & Assessment		1687.5	0		1687.5	0	
Field Trips		3400	0		3400	0	
Transportation (student)		0	0		0	0	
Student Services - other		1200	0		1200	0	
Office Expense		4625	0		4625	0	
Staff Development		2295	0		2295	0	
Staff Recruitment		375	0		375	0	
Student Recruitment / Marketing		0	0		0	0	
School Meals / Lunch		37000	0		37000	0	
Travel (Staff)		125	0		125	0	
Fundraising		1000	0		1000	0	
Other		287.3375	0		287.3375	0	
TOTAL SCHOOL OPERATIONS	0	81601.5875	0	0	81601.5875	0	0
FACILITY OPERATION & MAINTENANCE							
Insurance		7000	0		7000	0	
Janitorial		0	0		0	0	
Building and Land Rent / Lease / Facility Finance Interest		102555	0		102555	0	
Repairs & Maintenance		7500	0		7500	0	
Equipment / Furniture		0	0		0	0	
Security		0	0		0	0	
Utilities		11250	0		11250	0	
TOTAL FACILITY OPERATION & MAINTENANCE	0	128305	0	0	128305	0	0
DEPRECIATION & AMORTIZATION		8750	0		8750	0	
RESERVES / CONTINGENCY		0	0		0	0	
TOTAL EXPENSES	0	1034253.479	0	0	1034253.479	0	0



HARBOR SCIENCE AND ARTS CHARTER SCHOOL

Budget Operating Plan

2017-18

Total Revenue	0	1040965.5	0	0	1040965.5	0	0
Total Expenses	0	1034253.479	0	0	1034253.479	0	0
Net Income	0	6712.021125	0	0	6712.021125	0	0
Actual Student Enrollment	0	254	0	0	254	0	0

1st Quarter - 7/1 - 9/30

2nd Quarter - 10/1 - 12/31

3rd Quarter - 1/1 - 3/31

3rd Quarter - 1/1 - 3/31

*NOTE: Enrollment, Revenue and Expenditure Data IN the 'Total and Variance Analysis' Section is Base

	Actual	Current Budget	Variance	Actual	Current Budget	Variance	Actual
ENROLLMENT - *School Districts Are Linked To Above Entries*							
NYC CHANCELLOR'S OFFICE	0	254	0	0	254	0	0
-	0	0	0	0	0	0	0
-	0	0	0	0	0	0	0
-	0	0	0	0	0	0	0
-	0	0	0	0	0	0	0
-	0	0	0	0	0	0	0
-	0	0	0	0	0	0	0
-	0	0	0	0	0	0	0
-	0	0	0	0	0	0	0
-	0	0	0	0	0	0	0
-	0	0	0	0	0	0	0
-	0	0	0	0	0	0	0
-	0	0	0	0	0	0	0
-	0	0	0	0	0	0	0
ALL OTHER School Districts: (Count = 0)	0	0	0	0	0	0	0
TOTAL ENROLLMENT	0	254	0	0	254	0	0
REVENUE PER PUPIL	0	4098.28937	0	0	4098.28937	0	0
EXPENSES PER PUPIL	0	4071.86409	0	0	4071.86409	0	0



Total Revenue	1040965.5	0	0	1040965.5	0
Total Expenses	1034253.479	0	0	1034253.479	0
Net Income	6712.021125	0	0	6712.021125	0
Actual Student Enrollment	254	0	0	254	0

1 - 3/31

4th Quarter - 4/1 - 6/30

*NOTE: Enrollment, Revenue and Expenditure Data IN the 'Total and Variance Analysis' Section is Base Current Budget Variance Actual Current Budget Variance

REVENUE

REVENUES FROM STATE SOURCES

Per Pupil Revenue

CY Per Pupil Rate

NYC CHANCELLOR'S OFFICE	14527	922464.5	0	922464.5	0
-	0	0	0	0	0
-	0	0	0	0	0
-	0	0	0	0	0
-	0	0	0	0	0
-	0	0	0	0	0
-	0	0	0	0	0
-	0	0	0	0	0
-	0	0	0	0	0
-	0	0	0	0	0
-	0	0	0	0	0
-	0	0	0	0	0
-	0	0	0	0	0
-	0	0	0	0	0
-	0	0	0	0	0
-	0	0	0	0	0
ALL OTHER School Districts: (Count = 0)	0	0	0	0	0
TOTAL Per Pupil Revenue (Weighted Average Per Pupil Funding)	14527	922464.5	0	0 922464.5	0
Special Education Revenue		38962.5	0	38962.5	0
Grants					
Stimulus		0	0	0	0
DYCD (Department of Youth and Community Development)		0	0	0	0
Other		0	0	0	0
NYC DoE Rental Assistance		0	0	0	0
Other		0	0	0	0
TOTAL REVENUE FROM STATE SOURCES		961427	0	0 961427	0
REVENUE FROM FEDERAL FUNDING					
IDEA Special Needs		9364.5	0	9364.5	0
Title I		20000	0	20000	0
Title Funding - Other		3000	0	3000	0
School Food Service (Free Lunch)		0	0	0	0
Grants					
Charter School Program (CSP) Planning & Implementation		0	0	0	0
Other		38209	0	38209	0



Total Revenue	1040965.5	0	0	1040965.5	0
Total Expenses	1034253.479	0	0	1034253.479	0
Net Income	6712.021125	0	0	6712.021125	0
Actual Student Enrollment	254	0	0	254	0

1 - 3/31

4th Quarter - 4/1 - 6/30

*NOTE: Enrollment, Revenue and Expenditure Data IN the 'Total and Variance Analysis' Section is Base

	Current Budget Variance	Actual		Current Budget Variance	
Other	0	0		0	0
TOTAL REVENUE FROM FEDERAL SOURCES	70573.5	0	0	70573.5	0
LOCAL and OTHER REVENUE					
Contributions and Donations	0	0		0	0
Fundraising	4875	0		4875	0
Erate Reimbursement	4050	0		4050	0
Earnings on Investments	0	0		0	0
Interest Income	40	0		40	0
Food Service (Income from meals)	0	0		0	0
Text Book	0	0		0	0
OTHER	0	0		0	0
TOTAL REVENUE FROM LOCAL and OTHER SOURCES	8965	0	0	8965	0
TOTAL REVENUE	1040965.5	0	0	1040965.5	0

Total Revenue	1040965.5	0	0	1040965.5	0
Total Expenses	1034253.479	0	0	1034253.479	0
Net Income	6712.021125	0	0	6712.021125	0
Actual Student Enrollment	254	0	0	254	0

1 - 3/31

4th Quarter - 4/1 - 6/30

		Current Budget	Variance	Actual	Current Budget	Variance
*NOTE: Enrollment, Revenue and Expenditure Data IN the 'Total and Variance Analysis' Section is Base						
EXPENSES	Quarter 0					
ADMINISTRATIVE STAFF PERSONNEL COSTS	No. of Positions					
Executive Management	0	0	0	0	0	0
Instructional Management	0	86025	0	86025	0	0
Deans, Directors & Coordinators	0	27500	0	27500	0	0
CFO / Director of Finance	0	0	0	0	0	0
Operation / Business Manager	0	0	0	0	0	0
Administrative Staff	0	0	0	0	0	0
TOTAL ADMINISTRATIVE STAFF	0	113525	0	0	113525	0
INSTRUCTIONAL PERSONNEL COSTS						
Teachers - Regular	0	262491.5	0	262491.5	0	0
Teachers - SPED	0	35702.5	0	35702.5	0	0
Substitute Teachers	0	0	0	0	0	0
Teaching Assistants	0	47430.75	0	47430.75	0	0
Specialty Teachers	0	0	0	0	0	0
Aides	0	0	0	0	0	0
Therapists & Counselors	0	0	0	0	0	0
Other	0	42536	0	42536	0	0
TOTAL INSTRUCTIONAL	0	388160.75	0	0	388160.75	0
NON-INSTRUCTIONAL PERSONNEL COSTS						
Nurse	0	10000	0	10000	0	0
Librarian	0	0	0	0	0	0
Custodian	0	24562.75	0	24562.75	0	0
Security	0	14879.25	0	14879.25	0	0
Other	0	84394	0	84394	0	0
TOTAL NON-INSTRUCTIONAL	0	133836	0	0	133836	0
SUBTOTAL PERSONNEL SERVICE COSTS	0	635521.75	0	0	635521.75	0
PAYROLL TAXES AND BENEFITS						
Payroll Taxes		52774.34138	0	52774.34138	0	0
Fringe / Employee Benefits		78240.8	0	78240.8	0	0
Retirement / Pension		810	0	810	0	0
TOTAL PAYROLL TAXES AND BENEFITS		131825.1414	0	0	131825.1414	0
TOTAL PERSONNEL SERVICE COSTS	0	767346.8914	0	0	767346.8914	0



Total Revenue	1040965.5	0	0	1040965.5	0
Total Expenses	1034253.479	0	0	1034253.479	0
Net Income	6712.021125	0	0	6712.021125	0
Actual Student Enrollment	254	0	0	254	0

1 - 3/31

4th Quarter - 4/1 - 6/30

*NOTE: Enrollment, Revenue and Expenditure Data IN the 'Total and Variance Analysis' Section is Base

	Current Budget	Variance	Actual	Current Budget	Variance
CONTRACTED SERVICES					
Accounting / Audit	6250		0	6250	0
Legal	0		0	0	0
Management Company Fee	33750		0	33750	0
Nurse Services	0		0	0	0
Food Service / School Lunch	0		0	0	0
Payroll Services	2125		0	2125	0
Special Ed Services	0		0	0	0
Titlement Services (i.e. Title I)	0		0	0	0
Other Purchased / Professional / Consulting	6125		0	6125	0
TOTAL CONTRACTED SERVICES	48250		0	48250	0

Total Revenue	1040965.5	0	0	1040965.5	0
Total Expenses	1034253.479	0	0	1034253.479	0
Net Income	6712.021125	0	0	6712.021125	0
Actual Student Enrollment	254	0	0	254	0

1 - 3/31

4th Quarter - 4/1 - 6/30

*NOTE: Enrollment, Revenue and Expenditure Data IN the 'Total and Variance Analysis' Section is Base	Current Budget	Variance	Actual	Current Budget	Variance
SCHOOL OPERATIONS					
Board Expenses	175	0	0	175	0
Classroom / Teaching Supplies & Materials	3000	0	0	3000	0
Special Ed Supplies & Materials	0	0	0	0	0
Textbooks / Workbooks	7834	0	0	7834	0
Supplies & Materials other	1956.75	0	0	1956.75	0
Equipment / Furniture	12648	0	0	12648	0
Telephone	2118	0	0	2118	0
Technology	1875	0	0	1875	0
Student Testing & Assessment	1687.5	0	0	1687.5	0
Field Trips	3400	0	0	3400	0
Transportation (student)	0	0	0	0	0
Student Services - other	1200	0	0	1200	0
Office Expense	4625	0	0	4625	0
Staff Development	2295	0	0	2295	0
Staff Recruitment	375	0	0	375	0
Student Recruitment / Marketing	0	0	0	0	0
School Meals / Lunch	37000	0	0	37000	0
Travel (Staff)	125	0	0	125	0
Fundraising	1000	0	0	1000	0
Other	287.3375	0	0	287.3375	0
TOTAL SCHOOL OPERATIONS	81601.5875	0	0	81601.5875	0
FACILITY OPERATION & MAINTENANCE					
Insurance	7000	0	0	7000	0
Janitorial	0	0	0	0	0
Building and Land Rent / Lease / Facility Finance Interest	102555	0	0	102555	0
Repairs & Maintenance	7500	0	0	7500	0
Equipment / Furniture	0	0	0	0	0
Security	0	0	0	0	0
Utilities	11250	0	0	11250	0
TOTAL FACILITY OPERATION & MAINTENANCE	128305	0	0	128305	0
DEPRECIATION & AMORTIZATION	8750	0	0	8750	0
RESERVES / CONTINGENCY	0	0	0	0	0
TOTAL EXPENSES	1034253.479	0	0	1034253.479	0



Total Revenue	1040965.5	0	0	1040965.5	0
Total Expenses	1034253.479	0	0	1034253.479	0
Net Income	6712.021125	0	0	6712.021125	0
Actual Student Enrollment	254	0	0	254	0

1 - 3/31

4th Quarter - 4/1 - 6/30

1 - 3/31

*NOTE: Enrollment, Revenue and Expenditure Data IN the 'Total and Variance Analysis' Section is Base	Current Budget Variance	Actual	Current Budget Variance		
NET INCOME	6712.021125	0	0	6712.021125	0



Total Revenue	1040965.5	0	0	1040965.5	0
Total Expenses	1034253.479	0	0	1034253.479	0
Net Income	6712.021125	0	0	6712.021125	0
Actual Student Enrollment	254	0	0	254	0
	1 - 3/31				
	1 - 3/31		4th Quarter - 4/1 - 6/30		

*NOTE: Enrollment, Revenue and Expenditure Data IN the 'Total and Variance Analysis' Section is Base

	Current Budget Variance	Actual	Current Budget Variance		
ENROLLMENT - *School Districts Are Linked To Above Entries*					
NYC CHANCELLOR'S OFFICE	254	0	0	254	0
-	0	0	0	0	0
-	0	0	0	0	0
-	0	0	0	0	0
-	0	0	0	0	0
-	0	0	0	0	0
-	0	0	0	0	0
-	0	0	0	0	0
-	0	0	0	0	0
-	0	0	0	0	0
-	0	0	0	0	0
-	0	0	0	0	0
-	0	0	0	0	0
-	0	0	0	0	0
-	0	0	0	0	0
ALL OTHER School Districts: (Count = 0)	0	0	0	0	0
TOTAL ENROLLMENT	254	0	0	254	0
REVENUE PER PUPIL	4098.28937	0	0	4098.28937	0
EXPENSES PER PUPIL	4071.86409	0	0	4071.86409	0



HARBOR SCIENCE AND ARTS CHARTER SCHOOL

Budget / Operating Plan

2017-18

Total Revenue	0	0	0	4163862	-4163862	0	0	4163
Total Expenses	0	0	0	4137013.916	4137013.916	0	0	4137013
Net Income	0	0	0	26848.0845	-26848.0845	0	0	26848.0
Actual Student Enrollment	0	0	0			0	0	

TOTALS AND VARIANCE ANALYSIS

*NOTE: Enrollment, Revenue and Expenditure Data IN the 'Total and Variance Analysis' Section is Base Actual Current Budget Actual Current Budget Actual vs. Original Budget Actual Original Budget

	Actual	Current Budget Actual	Current Budget Actual	vs. Original Budget Actual	Original Budget
REVENUE					
REVENUES FROM STATE SOURCES					
Per Pupil Revenue	CY Per Pupil Rate				
NYC CHANCELLOR'S OFFICE	14527	0	0	0	3689858
-	0	0	0	0	0
-	0	0	0	0	0
-	0	0	0	0	0
-	0	0	0	0	0
-	0	0	0	0	0
-	0	0	0	0	0
-	0	0	0	0	0
-	0	0	0	0	0
-	0	0	0	0	0
-	0	0	0	0	0
-	0	0	0	0	0
-	0	0	0	0	0
-	0	0	0	0	0
-	0	0	0	0	0
ALL OTHER School Districts: (Count = 0)	0	0	0	0	0
TOTAL Per Pupil Revenue (Weighted Average Per Pupil Funding)	14527	0	0	0	3689858
Special Education Revenue		0	0	0	155850
Grants					
Stimulus		0	0	0	0
DYCD (Department of Youth and Community Development)		0	0	0	0
Other		0	0	0	0
NYC DoE Rental Assistance		0	0	0	0
Other		0	0	0	0
TOTAL REVENUE FROM STATE SOURCES		0	0	0	3845708
REVENUE FROM FEDERAL FUNDING					
IDEA Special Needs		0	0	0	37458
Title I		0	0	0	80000
Title Funding - Other		0	0	0	12000
School Food Service (Free Lunch)		0	0	0	0
Grants					
Charter School Program (CSP) Planning & Implementation		0	0	0	0
Other		0	0	0	152836

HARBOR SCIENCE AND ARTS CHARTER SCHOOL

Budget / Operating Plan

	2017-18							
Total Revenue	0	0	0	4163862	-4163862	0	0	4163
Total Expenses	0	0	0	4137013.916	4137013.916	0	0	4137013
Net Income	0	0	0	26848.0845	-26848.0845	0	0	26848.0
Actual Student Enrollment	0	0	0			0	0	

TOTALS AND VARIANCE ANALYSIS

*NOTE: Enrollment, Revenue and Expenditure Data IN the 'Total and Variance Analysis' Section is Base

	Actual	Current Budget	Actual	Current Budget	Actual	vs. Original Budget	Actual	Original Bu
Other	0	0	0	0	0	0	0	0
TOTAL REVENUE FROM FEDERAL SOURCES	0	0	0	282294	-282294	0	0	282
LOCAL and OTHER REVENUE								
Contributions and Donations	0	0	0	0	0	0	0	0
Fundraising	0	0	0	19500	-19500	0	0	19
Erate Reimbursement	0	0	0	16200	-16200	0	0	16
Earnings on Investments	0	0	0	0	0	0	0	0
Interest Income	0	0	0	160	-160	0	0	0
Food Service (Income from meals)	0	0	0	0	0	0	0	0
Text Book	0	0	0	0	0	0	0	0
OTHER	0	0	0	0	0	0	0	0
TOTAL REVENUE FROM LOCAL and OTHER SOURCES	0	0	0	35860	-35860	0	0	35
TOTAL REVENUE	0	0	0	4163862	-4163862	0	0	4163

HARBOR SCIENCE AND ARTS CHARTER SCHOOL

Budget / Operating Plan

2017-18

Total Revenue	0	0	0	4163862	-4163862	0	0	4163
Total Expenses	0	0	0	4137013.916	4137013.916	0	0	4137013
Net Income	0	0	0	26848.0845	-26848.0845	0	0	26848.0
Actual Student Enrollment	0	0	0			0	0	

TOTALS AND VARIANCE ANALYSIS

*NOTE: Enrollment, Revenue and Expenditure Data IN the 'Total and Variance Analysis' Section is Base Actual Current Budget Actual Current Budget Actual vs. Original Budget Actual Original Budget Actual

EXPENSES	Quarter 0 No. of Positions	Actual	Current Budget Actual	Current Budget Actual	Current Budget Actual	vs. Original Budget Actual	Original Budget Actual
ADMINISTRATIVE STAFF PERSONNEL COSTS							
Executive Management	0	0	0	0	0	0	0
Instructional Management	0	0	0	0	344100	344100	0
Deans, Directors & Coordinators	0	0	0	0	110000	110000	0
CFO / Director of Finance	0	0	0	0	0	0	0
Operation / Business Manager	0	0	0	0	0	0	0
Administrative Staff	0	0	0	0	0	0	0
TOTAL ADMINISTRATIVE STAFF	0	0	0	0	454100	454100	0
INSTRUCTIONAL PERSONNEL COSTS							
Teachers - Regular	0	0	0	0	1049966	1049966	0
Teachers - SPED	0	0	0	0	142810	142810	0
Substitute Teachers	0	0	0	0	0	0	0
Teaching Assistants	0	0	0	0	189723	189723	0
Specialty Teachers	0	0	0	0	0	0	0
Aides	0	0	0	0	0	0	0
Therapists & Counselors	0	0	0	0	0	0	0
Other	0	0	0	0	170144	170144	0
TOTAL INSTRUCTIONAL	0	0	0	0	1552643	1552643	0
NON-INSTRUCTIONAL PERSONNEL COSTS							
Nurse	0	0	0	0	40000	40000	0
Librarian	0	0	0	0	0	0	0
Custodian	0	0	0	0	98251	98251	0
Security	0	0	0	0	59517	59517	0
Other	0	0	0	0	337576	337576	0
TOTAL NON-INSTRUCTIONAL	0	0	0	0	535344	535344	0
SUBTOTAL PERSONNEL SERVICE COSTS	0	0	0	0	2542087	2542087	0
PAYROLL TAXES AND BENEFITS							
Payroll Taxes		0	0	0	211097.3655	211097.3655	0
Fringe / Employee Benefits		0	0	0	312963.2	312963.2	0
Retirement / Pension		0	0	0	3240	3240	0
TOTAL PAYROLL TAXES AND BENEFITS		0	0	0	527300.5655	527300.5655	0
TOTAL PERSONNEL SERVICE COSTS	0	0	0	0	3069387.566	3069387.566	0



HARBOR SCIENCE AND ARTS CHARTER SCHOOL

Budget / Operating Plan

	2017-18							
Total Revenue	0	0	0	4163862	-4163862	0	0	4163
Total Expenses	0	0	0	4137013.916	4137013.916	0	0	4137013
Net Income	0	0	0	26848.0845	-26848.0845	0	0	26848.0
Actual Student Enrollment	0	0	0			0	0	

TOTALS AND VARIANCE ANALYSIS

*NOTE: Enrollment, Revenue and Expenditure Data IN the 'Total and Variance Analysis' Section is Base

	Actual	Current Budget	Actual	Current Budget	Actual	vs. Original Budget	Actual	Original Bu
CONTRACTED SERVICES								
Accounting / Audit	0	0	0	25000	25000	0	0	25
Legal	0	0	0	0	0	0	0	
Management Company Fee	0	0	0	135000	135000	0	0	135
Nurse Services	0	0	0	0	0	0	0	
Food Service / School Lunch	0	0	0	0	0	0	0	
Payroll Services	0	0	0	8500	8500	0	0	8
Special Ed Services	0	0	0	0	0	0	0	
Titlement Services (i.e. Title I)	0	0	0	0	0	0	0	
Other Purchased / Professional / Consulting	0	0	0	24500	24500	0	0	24
TOTAL CONTRACTED SERVICES	0	0	0	193000	193000	0	0	193

HARBOR SCIENCE AND ARTS CHARTER SCHOOL

Budget / Operating Plan

2017-18

Total Revenue	0	0	0	4163862	-4163862	0	0	4163862
Total Expenses	0	0	0	4137013.916	4137013.916	0	0	4137013.916
Net Income	0	0	0	26848.0845	-26848.0845	0	0	26848.0845
Actual Student Enrollment	0	0	0			0	0	

TOTALS AND VARIANCE ANALYSIS

*NOTE: Enrollment, Revenue and Expenditure Data IN the 'Total and Variance Analysis' Section is Base

	Actual	Current Budget	Actual	Current Budget	Actual	vs. Original Budget	Actual	Original Budget
SCHOOL OPERATIONS								
Board Expenses	0	0	0	700	700	0	0	
Classroom / Teaching Supplies & Materials	0	0	0	12000	12000	0	0	12000
Special Ed Supplies & Materials	0	0	0	0	0	0	0	
Textbooks / Workbooks	0	0	0	31336	31336	0	0	31336
Supplies & Materials other	0	0	0	7827	7827	0	0	7827
Equipment / Furniture	0	0	0	50592	50592	0	0	50592
Telephone	0	0	0	8472	8472	0	0	8472
Technology	0	0	0	7500	7500	0	0	7500
Student Testing & Assessment	0	0	0	6750	6750	0	0	6750
Field Trips	0	0	0	13600	13600	0	0	13600
Transportation (student)	0	0	0	0	0	0	0	
Student Services - other	0	0	0	4800	4800	0	0	4800
Office Expense	0	0	0	18500	18500	0	0	18500
Staff Development	0	0	0	9180	9180	0	0	9180
Staff Recruitment	0	0	0	1500	1500	0	0	1500
Student Recruitment / Marketing	0	0	0	0	0	0	0	
School Meals / Lunch	0	0	0	148000	148000	0	0	148000
Travel (Staff)	0	0	0	500	500	0	0	500
Fundraising	0	0	0	4000	4000	0	0	4000
Other	0	0	0	1149.35	1149.35	0	0	1149.35
TOTAL SCHOOL OPERATIONS	0	0	0	326406.35	326406.35	0	0	326406.35
FACILITY OPERATION & MAINTENANCE								
Insurance	0	0	0	28000	28000	0	0	28000
Janitorial	0	0	0	0	0	0	0	
Building and Land Rent / Lease / Facility Finance Interest	0	0	0	410220	410220	0	0	410220
Repairs & Maintenance	0	0	0	30000	30000	0	0	30000
Equipment / Furniture	0	0	0	0	0	0	0	
Security	0	0	0	0	0	0	0	
Utilities	0	0	0	45000	45000	0	0	45000
TOTAL FACILITY OPERATION & MAINTENANCE	0	0	0	513220	513220	0	0	513220
DEPRECIATION & AMORTIZATION	0	0	0	35000	35000	0	0	35000
RESERVES / CONTINGENCY	0	0	0	0	0	0	0	0
TOTAL EXPENSES	0	0	0	4137013.916	4137013.916	0	0	4137013.916



HARBOR SCIENCE AND ARTS CHARTER SCHOOL

Budget / Operating Plan

	2017-18							
Total Revenue	0	0	0	4163862	-4163862	0	0	4163862
Total Expenses	0	0	0	4137013.916	4137013.916	0	0	4137013.916
Net Income	0	0	0	26848.0845	-26848.0845	0	0	26848.0845
Actual Student Enrollment	0	0	0			0	0	

TOTALS AND VARIANCE ANALYSIS

*NOTE: Enrollment, Revenue and Expenditure Data IN the 'Total and Variance Analysis' Section is Base	Actual	Current Budget Actual	Current Budget Actual	vs. Original Budget Actual	Original Budget Actual
NET INCOME	0	0	0	26848.0845 -26848.0845	0



Total Revenue	-4163862	0	0
Total Expenses	4137013.916	0	0
Net Income	-26848.0845	0	0
Actual Student Enrollment		0	

*NOTE: Enrollment, Revenue and Expenditure Data IN the 'Total and Variance Analysis' Section is Base Actual vPY Actual (PY TY / No Actual CY

REVENUE

REVENUES FROM STATE SOURCES

Per Pupil Revenue	CY Per Pupil Rate			
NYC CHANCELLOR'S OFFICE	14527	-3689858	0	0
-	0	0	0	0
-	0	0	0	0
-	0	0	0	0
-	0	0	0	0
-	0	0	0	0
-	0	0	0	0
-	0	0	0	0
-	0	0	0	0
-	0	0	0	0
-	0	0	0	0
-	0	0	0	0
-	0	0	0	0
-	0	0	0	0
-	0	0	0	0
ALL OTHER School Districts: (Count = 0)	0	0	0	0
TOTAL Per Pupil Revenue (Weighted Average Per Pupil Funding)	14527	-3689858	0	0
Special Education Revenue		-155850	0	0
Grants				
Stimulus		0	0	0
DYCD (Department of Youth and Community Development)		0	0	0
Other		0	0	0
NYC DoE Rental Assistance		0	0	0
Other		0	0	0
TOTAL REVENUE FROM STATE SOURCES		-3845708	0	0

REVENUE FROM FEDERAL FUNDING

IDEA Special Needs		-37458	0	0
Title I		-80000	0	0
Title Funding - Other		-12000	0	0
School Food Service (Free Lunch)		0	0	0
Grants				
Charter School Program (CSP) Planning & Implementation		0	0	0
Other		-152836	0	0



Total Revenue	-4163862	0	0
Total Expenses	4137013.916	0	0
Net Income	-26848.0845	0	0
Actual Student Enrollment		0	

*NOTE: Enrollment, Revenue and Expenditure Data IN the 'Total and Variance Analysis' Section is Base

	Actual	vPY Actual (PY TY / No Actual CY	
Other	0	0	0
TOTAL REVENUE FROM FEDERAL SOURCES	-282294	0	0
LOCAL and OTHER REVENUE			
Contributions and Donations	0	0	0
Fundraising	-19500	0	0
Erate Reimbursement	-16200	0	0
Earnings on Investments	0	0	0
Interest Income	-160	0	0
Food Service (Income from meals)	0	0	0
Text Book	0	0	0
OTHER	0	0	0
TOTAL REVENUE FROM LOCAL and OTHER SOURCES	-35860	0	0
TOTAL REVENUE	-4163862	0	0

Total Revenue	-4163862	0	0
Total Expenses	4137013.916	0	0
Net Income	-26848.0845	0	0
Actual Student Enrollment		0	

*NOTE: Enrollment, Revenue and Expenditure Data IN the 'Total and Variance Analysis' Section is Base Actual vPY Actual (PY TY / No Actual CY

EXPENSES	Quarter 0 No. of Positions			
ADMINISTRATIVE STAFF PERSONNEL COSTS				
Executive Management	0	0	0	0
Instructional Management	0	344100	0	0
Deans, Directors & Coordinators	0	110000	0	0
CFO / Director of Finance	0	0	0	0
Operation / Business Manager	0	0	0	0
Administrative Staff	0	0	0	0
TOTAL ADMINISTRATIVE STAFF	0	454100	0	0
INSTRUCTIONAL PERSONNEL COSTS				
Teachers - Regular	0	1049966	0	0
Teachers - SPED	0	142810	0	0
Substitute Teachers	0	0	0	0
Teaching Assistants	0	189723	0	0
Specialty Teachers	0	0	0	0
Aides	0	0	0	0
Therapists & Counselors	0	0	0	0
Other	0	170144	0	0
TOTAL INSTRUCTIONAL	0	1552643	0	0
NON-INSTRUCTIONAL PERSONNEL COSTS				
Nurse	0	40000	0	0
Librarian	0	0	0	0
Custodian	0	98251	0	0
Security	0	59517	0	0
Other	0	337576	0	0
TOTAL NON-INSTRUCTIONAL	0	535344	0	0
SUBTOTAL PERSONNEL SERVICE COSTS	0	2542087	0	0
PAYROLL TAXES AND BENEFITS				
Payroll Taxes		211097.3655	0	0
Fringe / Employee Benefits		312963.2	0	0
Retirement / Pension		3240	0	0
TOTAL PAYROLL TAXES AND BENEFITS		527300.5655	0	0
TOTAL PERSONNEL SERVICE COSTS	0	3069387.566	0	0



Total Revenue	-4163862	0	0
Total Expenses	4137013.916	0	0
Net Income	-26848.0845	0	0
Actual Student Enrollment		0	

*NOTE: Enrollment, Revenue and Expenditure Data IN the 'Total and Variance Analysis' Section is Base Actual vPY Actual (PY TY / No Actual CY

CONTRACTED SERVICES

Accounting / Audit	25000	0	0
Legal	0	0	0
Management Company Fee	135000	0	0
Nurse Services	0	0	0
Food Service / School Lunch	0	0	0
Payroll Services	8500	0	0
Special Ed Services	0	0	0
Titlement Services (i.e. Title I)	0	0	0
Other Purchased / Professional / Consulting	24500	0	0
TOTAL CONTRACTED SERVICES	193000	0	0



		Actual CY	
Total Revenue	-4163862	0	0
Total Expenses	4137013.916	0	0
Net Income	-26848.0845	0	0
Actual Student Enrollment		0	

*NOTE: Enrollment, Revenue and Expenditure Data IN the 'Total and Variance Analysis' Section is Base Actual vPY Actual (PY TY / No Actual CY

	Actual	vPY Actual (PY TY / No Actual CY	
SCHOOL OPERATIONS			
Board Expenses	700	0	0
Classroom / Teaching Supplies & Materials	12000	0	0
Special Ed Supplies & Materials	0	0	0
Textbooks / Workbooks	31336	0	0
Supplies & Materials other	7827	0	0
Equipment / Furniture	50592	0	0
Telephone	8472	0	0
Technology	7500	0	0
Student Testing & Assessment	6750	0	0
Field Trips	13600	0	0
Transportation (student)	0	0	0
Student Services - other	4800	0	0
Office Expense	18500	0	0
Staff Development	9180	0	0
Staff Recruitment	1500	0	0
Student Recruitment / Marketing	0	0	0
School Meals / Lunch	148000	0	0
Travel (Staff)	500	0	0
Fundraising	4000	0	0
Other	1149.35	0	0
TOTAL SCHOOL OPERATIONS	326406.35	0	0
FACILITY OPERATION & MAINTENANCE			
Insurance	28000	0	0
Janitorial	0	0	0
Building and Land Rent / Lease / Facility Finance Interest	410220	0	0
Repairs & Maintenance	30000	0	0
Equipment / Furniture	0	0	0
Security	0	0	0
Utilities	45000	0	0
TOTAL FACILITY OPERATION & MAINTENANCE	513220	0	0
DEPRECIATION & AMORTIZATION	35000	0	0
RESERVES / CONTINGENCY	0	0	0
TOTAL EXPENSES	4137013.916	0	0



Total Revenue	-4163862	0	0
Total Expenses	4137013.916	0	0
Net Income	-26848.0845	0	0
Actual Student Enrollment		0	

*NOTE: Enrollment, Revenue and Expenditure Data IN the 'Total and Variance Analysis' Section is Base Actual vPY Actual (PY TY / No Actual CY
NET INCOME -26848.0845 0 0



Total Revenue	-4163862	0	0
Total Expenses	4137013.916	0	0
Net Income	-26848.0845	0	0
Actual Student Enrollment		0	

	Actual	vPY Actual (PY TY / No Actual CY	Actual CY
*NOTE: Enrollment, Revenue and Expenditure Data IN the 'Total and Variance Analysis' Section is Base			
ENROLLMENT - *School Districts Are Linked To Above Entries*			
NYC CHANCELLOR'S OFFICE			0
-			0
-			0
-			0
-			0
-			0
-			0
-			0
-			0
-			0
-			0
-			0
-			0
-			0
-			0
-			0
ALL OTHER School Districts: (Count = 0)			0
TOTAL ENROLLMENT			0
REVENUE PER PUPIL			0
EXPENSES PER PUPIL			0



Annual Report Requirement
for SUNY Authorized Charter Schools

HARBOR SCIENCE AND ARTS CHARTER SCHOOL
2017-18

Administrative expenditures	2295.42
-----------------------------	---------

Per NYS Statute Administrative expenditures per pupil: the sum of all general administration salaries and other general administration expenditures divided by the total number of enrolled students

*NOTE: THIS TAB ONLY NEEDS TO BE COMPLETED FOR Q4

ents. Employee benefit costs or expenditures should not be reported here.

**Disclosure of Financial Interest by a Current or Proposed Charter School
Education Corporation Trustee**

Trustee Name: H. Philip Salmon

Name of Charter School Education Corporation (for an unmerged school, this is the Charter School Name):

Harbor Science and Arts Charter School

1. List all positions held on the education corporation board (e.g., president, treasurer, parent representative). Board Chairman

2. Is the trustee an employee of any school operated by the Education Corporation?
Yes No

If **Yes**, for each school, please provide a description of the position(s) you hold, your responsibilities, your salary and your start date.

3. Is the trustee an employee or agent of the management company or institutional partner of the charter school(s) governed by the Education Corporation?
Yes No

If **Yes**, for each school, please provide a description of the position(s) you hold, your responsibilities, your salary and your start date.

4. Identify each interest/transaction (and provide the requested information) that you or any of your immediate family members or any persons who live with you in your house have held or engaged in with the charter school(s) governed by the Education Corporation during the time you have served on the board, and in the six-month period prior to such service. If there has been no such financial interest or transaction, write **None**. Please note that if you answered **Yes** to Questions 2-4 above, you need not disclose again your employment status, salary, etc.


Date(s)	Nature of Financial Interest/Transaction	Steps taken to avoid a conflict of interest, (e.g., did not vote, did not participate in discussion)	Name of person holding interest or engaging in transaction and relationship to yourself
NONE			

Please write "None" if applicable. Do not leave this space blank.

5. Identify each individual, business, corporation, union association, firm, partnership, committee proprietorship, franchise holding company, joint stock company, business or real estate trust, non-profit organization, or other organization or group of people doing business with the school(s) governed by the Education Corporation **and** in which such entity, during the time of your tenure as a trustee, you and/or your immediate family member(s) or person(s) living in your house had a financial interest or other relationship. If you are a member, director, officer or employee of an organization formally partnered with the school(s) that is/are doing business with the school(s) through a management or services agreement, please identify only the name of the organization, your position in the organization, and the relationship between such organization and the school(s). If there was no financial interest, write **None**.

Organization conducting business with the school(s)	Nature of business conducted	Approximate value of the business conducted	Name of Trustee and/or immediate family member of household holding an interest in the organization conducting business with the school(s) and the nature of the interest	Steps Taken to Avoid Conflict of Interest
NONE				

Please write "None" if applicable. Do not leave this space blank.


7/27/2017

 Signature Date

Please note that this document is considered a public record and as such, may be made available to members of the public upon request under the Freedom of Information Law. Personal contact information provided below will be redacted.


Business Telephone: _____

Business Address: _____

E-mail Address: _____

Home Telephone: _____

Home Address: _____



Disclosure of Financial Interest by a Current or Proposed Charter School Education Corporation Trustee

Trustee Name: Alvin Patrick

Name of Charter School Education Corporation (for an unmerged school, this is the Charter School Name):

Harbor Science and Arts Charter School

1. List all positions held on the education corporation board (e.g., president, treasurer, parent representative). Vice Chairperson, Development Committee Chairperson

2. Is the trustee an employee of any school operated by the Education Corporation?
 Yes No

If **Yes**, for each school, please provide a description of the position(s) you hold, your responsibilities, your salary and your start date.

3. Is the trustee an employee or agent of the management company or institutional partner of the charter school(s) governed by the Education Corporation?
 Yes No

If **Yes**, for each school, please provide a description of the position(s) you hold, your responsibilities, your salary and your start date.

4. Identify each interest/transaction (and provide the requested information) that you or any of your immediate family members or any persons who live with you in your house have held or engaged in with the charter school(s) governed by the Education Corporation during the time you have served on the board, and in the six-month period prior to such service. If there has been no such financial interest or transaction, write **None**. Please note that if you answered **Yes** to Questions 2-4 above, you need not disclose again your employment status, salary, etc.

Date(s)	Nature of Financial Interest/Transaction	Steps taken to avoid a conflict of interest, (e.g., did not vote, did not participate in discussion)	Name of person holding interest or engaging in transaction and relationship to yourself
None	None	None	None

Please write "None" if applicable. Do not leave this space blank.

5. Identify each individual, business, corporation, union association, firm, partnership, committee proprietorship, franchise holding company, joint stock company, business or real estate trust, non-profit organization, or other organization or group of people doing business with the school(s) governed by the Education Corporation **and** in which such entity, during the time of your tenure as a trustee, you and/or your immediate family member(s) or person(s) living in your house had a financial interest or other relationship. If you are a member, director, officer or employee of an organization formally partnered with the school(s) that is/are doing business with the school(s) through a management or services agreement, please identify only the name of the organization, your position in the organization, and the relationship between such organization and the school(s). If there was no financial interest, write **None**.

Organization conducting business with the school(s)	Nature of business conducted	Approximate value of the business conducted	Name of Trustee and/or immediate family member of household holding an interest in the organization conducting business with the school(s) and the nature of the interest	Steps Taken to Avoid Conflict of Interest
None	None	None	None	None

Please write "None" if applicable. Do not leave this space blank.

Alvin Patrick

Digitally signed by Alvin Patrick
 DN: cn=Alvin Patrick, o, ou,
 email=alalpatrick@aol.com, c=US
 Date: 2017.07.31 16:37:26 -04'00'

07/31/2017

Signature

Date

Please note that this document is considered a public record and as such, may be made available to members of the public upon request under the Freedom of Information Law. Personal contact information provided below will be redacted.


Business Telephone: _____

Business Address: _____

E-mail Address: _____

Home Telephone: _____

Home Address: _____



Disclosure of Financial Interest by a Current or Proposed Charter School Education Corporation Trustee

Trustee Name: Lisa Stenson Desamours

Name of Charter School Education Corporation (for an unmerged school, this is the Charter School Name):

Harbor Science and Arts Charter School

1. List all positions held on the education corporation board (e.g., president, treasurer, parent representative). Chair, Finance Committee

2. Is the trustee an employee of any school operated by the Education Corporation?
 Yes No

If **Yes**, for each school, please provide a description of the position(s) you hold, your responsibilities, your salary and your start date.

3. Is the trustee an employee or agent of the management company or institutional partner of the charter school(s) governed by the Education Corporation?
 Yes No

If **Yes**, for each school, please provide a description of the position(s) you hold, your responsibilities, your salary and your start date.

4. Identify each interest/transaction (and provide the requested information) that you or any of your immediate family members or any persons who live with you in your house have held or engaged in with the charter school(s) governed by the Education Corporation during the time you have served on the board, and in the six-month period prior to such service. If there has been no such financial interest or transaction, write **None**. Please note that if you answered **Yes** to Questions 2-4 above, you need not disclose again your employment status, salary, etc.

Date(s)	Nature of Financial Interest/Transaction	Steps taken to avoid a conflict of interest, (e.g., did not vote, did not participate in discussion)	Name of person holding interest or engaging in transaction and relationship to yourself
None			

Please write "None" if applicable. Do not leave this space blank.

5. Identify each individual, business, corporation, union association, firm, partnership, committee proprietorship, franchise holding company, joint stock company, business or real estate trust, non-profit organization, or other organization or group of people doing business with the school(s) governed by the Education Corporation **and** in which such entity, during the time of your tenure as a trustee, you and/or your immediate family member(s) or person(s) living in your house had a financial interest or other relationship. If you are a member, director, officer or employee of an organization formally partnered with the school(s) that is/are doing business with the school(s) through a management or services agreement, please identify only the name of the organization, your position in the organization, and the relationship between such organization and the school(s). If there was no financial interest, write **None**.

Organization conducting business with the school(s)	Nature of business conducted	Approximate value of the business conducted	Name of Trustee and/or immediate family member of household holding an interest in the organization conducting business with the school(s) and the nature of the interest	Steps Taken to Avoid Conflict of Interest
None				

Please write "None" if applicable. Do not leave this space blank.

Lisa Stenson Desamours

Digitally signed by Lisa Stenson Desamours
 DN: cn=Lisa Stenson Desamours, o, ou,
 email=LDesamours@mnr.org, c=US
 Date: 2017.07.28 14:14:01 -04'00'

07/28/2017

Signature

Date

Please note that this document is considered a public record and as such, may be made available to members of the public upon request under the Freedom of Information Law. Personal contact information provided below will be redacted.


Business Telephone: _____

Business Address: _____

E-mail Address: _____

Home Telephone: _____

Home Address: _____



Disclosure of Financial Interest by a Current or Proposed Charter School Education Corporation Trustee

Trustee Name: Robert North

Name of Charter School Education Corporation (for an unmerged school, this is the Charter School Name):

Harbor Science and Arts Charter School

1. List all positions held on the education corporation board (e.g., president, treasurer, parent representative). Secretary

2. Is the trustee an employee of any school operated by the Education Corporation?
 Yes No

If **Yes**, for each school, please provide a description of the position(s) you hold, your responsibilities, your salary and your start date.

3. Is the trustee an employee or agent of the management company or institutional partner of the charter school(s) governed by the Education Corporation?
 Yes No

If **Yes**, for each school, please provide a description of the position(s) you hold, your responsibilities, your salary and your start date.

4. Identify each interest/transaction (and provide the requested information) that you or any of your immediate family members or any persons who live with you in your house have held or engaged in with the charter school(s) governed by the Education Corporation during the time you have served on the board, and in the six-month period prior to such service. If there has been no such financial interest or transaction, write **None**. Please note that if you answered **Yes** to Questions 2-4 above, you need not disclose again your employment status, salary, etc.

Date(s)	Nature of Financial Interest/Transaction	Steps taken to avoid a conflict of interest, (e.g., did not vote, did not participate in discussion)	Name of person holding interest or engaging in transaction and relationship to yourself
None	None	None	None

Please write "None" if applicable. Do not leave this space blank.

5. Identify each individual, business, corporation, union association, firm, partnership, committee proprietorship, franchise holding company, joint stock company, business or real estate trust, non-profit organization, or other organization or group of people doing business with the school(s) governed by the Education Corporation **and** in which such entity, during the time of your tenure as a trustee, you and/or your immediate family member(s) or person(s) living in your house had a financial interest or other relationship. If you are a member, director, officer or employee of an organization formally partnered with the school(s) that is/are doing business with the school(s) through a management or services agreement, please identify only the name of the organization, your position in the organization, and the relationship between such organization and the school(s). If there was no financial interest, write **None**.

Organization conducting business with the school(s)	Nature of business conducted	Approximate value of the business conducted	Name of Trustee and/or immediate family member of household holding an interest in the organization conducting business with the school(s) and the nature of the interest	Steps Taken to Avoid Conflict of Interest
None	None	None	None	None

Please write "None" if applicable. Do not leave this space blank.

Dr. Robert North

Digitally signed by Dr. Robert North
 DN: cn=Dr. Robert North, o, ou,
 email=robertnorth45@yahoo.com, c=US
 Date: 2017.07.31 16:58:28 -0400

07/31/2017

Signature

Date

Please note that this document is considered a public record and as such, may be made available to members of the public upon request under the Freedom of Information Law. Personal contact information provided below will be redacted.


Business Telephone: _____

Business Address: _____

E-mail Address: _____

Home Telephone: _____

Home Address: _____



Disclosure of Financial Interest by a Current or Proposed Charter School Education Corporation Trustee

Trustee Name: Richard M. Asche

Name of Charter School Education Corporation (for an unmerged school, this is the Charter School Name):

Harbor Science and Arts Charter School

1. List all positions held on the education corporation board (e.g., president, treasurer, parent representative). Finance Committee

2. Is the trustee an employee of any school operated by the Education Corporation?
 Yes No

If **Yes**, for each school, please provide a description of the position(s) you hold, your responsibilities, your salary and your start date.

3. Is the trustee an employee or agent of the management company or institutional partner of the charter school(s) governed by the Education Corporation?
 Yes No

If **Yes**, for each school, please provide a description of the position(s) you hold, your responsibilities, your salary and your start date.

4. Identify each interest/transaction (and provide the requested information) that you or any of your immediate family members or any persons who live with you in your house have held or engaged in with the charter school(s) governed by the Education Corporation during the time you have served on the board, and in the six-month period prior to such service. If there has been no such financial interest or transaction, write **None**. Please note that if you answered **Yes** to Questions 2-4 above, you need not disclose again your employment status, salary, etc.

Date(s)	Nature of Financial Interest/Transaction	Steps taken to avoid a conflict of interest, (e.g., did not vote, did not participate in discussion)	Name of person holding interest or engaging in transaction and relationship to yourself
None	None	None	None

Please write "None" if applicable. Do not leave this space blank.

5. Identify each individual, business, corporation, union association, firm, partnership, committee proprietorship, franchise holding company, joint stock company, business or real estate trust, non-profit organization, or other organization or group of people doing business with the school(s) governed by the Education Corporation **and** in which such entity, during the time of your tenure as a trustee, you and/or your immediate family member(s) or person(s) living in your house had a financial interest or other relationship. If you are a member, director, officer or employee of an organization formally partnered with the school(s) that is/are doing business with the school(s) through a management or services agreement, please identify only the name of the organization, your position in the organization, and the relationship between such organization and the school(s). If there was no financial interest, write **None**.

Organization conducting business with the school(s)	Nature of business conducted	Approximate value of the business conducted	Name of Trustee and/or immediate family member of household holding an interest in the organization conducting business with the school(s) and the nature of the interest	Steps Taken to Avoid Conflict of Interest
None	None	None	None	None

Please write "None" if applicable. Do not leave this space blank.

Richard Asche

Digitally signed by Richard Asche
 DN: cn=Richard Asche, o, ou,
 email=richardasche@lagny.com, c=US
 Date: 2017.07.31 17:03:45 -04'00'

07/31/2017

Signature

Date

Please note that this document is considered a public record and as such, may be made available to members of the public upon request under the Freedom of Information Law. Personal contact information provided below will be redacted.


Business Telephone: _____

Business Address: _____

E-mail Address: _____

Home Telephone: _____

Home Address: _____



Disclosure of Financial Interest by a Current or Proposed Charter School Education Corporation Trustee

Trustee Name: Lily Duke

Name of Charter School Education Corporation (for an unmerged school, this is the Charter School Name):
Harbor Science and Arts Charter School

1. List all positions held on the education corporation board (e.g., president, treasurer, parent representative). Development - Board Member


2. Is the trustee an employee of any school operated by the Education Corporation?
 Yes No

If Yes, for each school, please provide a description of the position(s) you hold, your responsibilities, your salary and your start date.

3. Is the trustee an employee or agent of the management company or institutional partner of the charter school(s) governed by the Education Corporation?
 Yes No

If Yes, for each school, please provide a description of the position(s) you hold, your responsibilities, your salary and your start date.

4. Identify each interest/transaction (and provide the requested information) that you or any of your immediate family members or any persons who live with you in your house have held or engaged in with the charter school(s) governed by the Education Corporation during the time you have served on the board, and in the six-month period prior to such service. If there has been no such financial interest or transaction, write **None**. Please note that if you answered Yes to Questions 2-4 above, you need not disclose again your employment status, salary, etc. N/A.

Date(s)	Nature of Financial Interest/Transaction	Steps taken to avoid a conflict of interest, (e.g., did not vote, did not participate in discussion)	Name of person holding interest or engaging in transaction and relationship to yourself
			

Please write "None" if applicable. Do not leave this space blank.

Disclosure of Financial Interest by a Current or Proposed Charter School Education Corporation Trustee

Trustee Name: Susan Etess

Name of Charter School Education Corporation (for an unmerged school, this is the Charter School Name):

Harbor Science and Arts Charter School

1. List all positions held on the education corporation board (e.g., president, treasurer, parent representative). Education Committee Chairperson

2. Is the trustee an employee of any school operated by the Education Corporation?
 Yes No

If **Yes**, for each school, please provide a description of the position(s) you hold, your responsibilities, your salary and your start date.

3. Is the trustee an employee or agent of the management company or institutional partner of the charter school(s) governed by the Education Corporation?
 Yes No

If **Yes**, for each school, please provide a description of the position(s) you hold, your responsibilities, your salary and your start date.

4. Identify each interest/transaction (and provide the requested information) that you or any of your immediate family members or any persons who live with you in your house have held or engaged in with the charter school(s) governed by the Education Corporation during the time you have served on the board, and in the six-month period prior to such service. If there has been no such financial interest or transaction, write **None**. Please note that if you answered **Yes** to Questions 2-4 above, you need not disclose again your employment status, salary, etc.

Date(s)	Nature of Financial Interest/Transaction	Steps taken to avoid a conflict of interest, (e.g., did not vote, did not participate in discussion)	Name of person holding interest or engaging in transaction and relationship to yourself
None	None	None	None

Please write "None" if applicable. Do not leave this space blank.

5. Identify each individual, business, corporation, union association, firm, partnership, committee proprietorship, franchise holding company, joint stock company, business or real estate trust, non-profit organization, or other organization or group of people doing business with the school(s) governed by the Education Corporation **and** in which such entity, during the time of your tenure as a trustee, you and/or your immediate family member(s) or person(s) living in your house had a financial interest or other relationship. If you are a member, director, officer or employee of an organization formally partnered with the school(s) that is/are doing business with the school(s) through a management or services agreement, please identify only the name of the organization, your position in the organization, and the relationship between such organization and the school(s). If there was no financial interest, write **None**.

Organization conducting business with the school(s)	Nature of business conducted	Approximate value of the business conducted	Name of Trustee and/or immediate family member of household holding an interest in the organization conducting business with the school(s) and the nature of the interest	Steps Taken to Avoid Conflict of Interest
None	None	None	None	None

Please write "None" if applicable. Do not leave this space blank.

Susan Eless

Digitally signed by Susan Eless
 DN: cn=Susan Eless, o, ou,
 email=SEless@allen-stevenson.org, c=US
 Date: 2017.07.31 17:11:34 -04'00'

07/31/2017

Signature

Date

Please note that this document is considered a public record and as such, may be made available to members of the public upon request under the Freedom of Information Law. Personal contact information provided below will be redacted.


Business Telephone: _____

Business Address: _____

E-mail Address: _____

Home Telephone: _____

Home Address: _____



**Disclosure of Financial Interest by a Current or Proposed Charter School
Education Corporation Trustee**

Trustee Name: Cortney Wright Thomas

Name of Charter School Education Corporation (for an unmerged school, this is the Charter School Name):

Harbor Science and Arts Charter School

1. List all positions held on the education corporation board (e.g., president, treasurer, parent representative). Parent Representative

2. Is the trustee an employee of any school operated by the Education Corporation?
Yes No

If **Yes**, for each school, please provide a description of the position(s) you hold, your responsibilities, your salary and your start date.

3. Is the trustee an employee or agent of the management company or institutional partner of the charter school(s) governed by the Education Corporation?
Yes No

If **Yes**, for each school, please provide a description of the position(s) you hold, your responsibilities, your salary and your start date.

4. Identify each interest/transaction (and provide the requested information) that you or any of your immediate family members or any persons who live with you in your house have held or engaged in with the charter school(s) governed by the Education Corporation during the time you have served on the board, and in the six-month period prior to such service. If there has been no such financial interest or transaction, write **None**. Please note that if you answered **Yes** to Questions 2-4 above, you need not disclose again your employment status, salary, etc.

Date(s)	Nature of Financial Interest/Transaction	Steps taken to avoid a conflict of interest, (e.g., did not vote, did not participate in discussion)	Name of person holding interest or engaging in transaction and relationship to yourself
	NONE	NONE	NONE

Please write "None" if applicable. Do not leave this space blank.

5. Identify each individual, business, corporation, union association, firm, partnership, committee proprietorship, franchise holding company, joint stock company, business or real estate trust, non-profit organization, or other organization or group of people doing business with the school(s) governed by the Education Corporation **and** in which such entity, during the time of your tenure as a trustee, you and/or your immediate family member(s) or person(s) living in your house had a financial interest or other relationship. If you are a member, director, officer or employee of an organization formally partnered with the school(s) that *is/are* doing business with the school(s) through a management or services agreement, please identify only the name of the organization, your position in the organization, and the relationship between such organization and the school(s). If there was no financial interest, write **None**.

Organization conducting business with the school(s)	Nature of business conducted	Approximate value of the business conducted	Name of Trustee and/or immediate family member of household holding an interest in the organization conducting business with the school(s) and the nature of the interest	Steps Taken to Avoid Conflict of Interest
NONE	NONE	NONE	NONE	NONE

Please write "None" if applicable. Do not leave this space blank.

Cortney White Thomas
 Signature

July 20, 2017

Date

Please note that this document is considered a public record and as such, may be made available to members of the public upon request under the Freedom of Information Law. Personal contact information provided below will be redacted.


Business Telephone: _____

Business Address: _____

E-mail Address: _____

Home Telephone: _____


Home Address: _____



5. Identify each individual, business, corporation, union association, firm, partnership, committee proprietorship, franchise holding company, joint stock company, business or real estate trust, non-profit organization, or other organization or group of people doing business with the school(s) governed by the Education Corporation **and** in which such entity, during the time of your tenure as a trustee, you and/or your immediate family member(s) or person(s) living in your house had a financial interest or other relationship. If you are a member, director, officer or employee of an organization formally partnered with the school(s) that is/are doing business with the school(s) through a management or services agreement, please identify only the name of the organization, your position in the organization, and the relationship between such organization and the school(s). If there was no financial interest, write **None**.

Organization conducting business with the school(s)	Nature of business conducted	Approximate value of the business conducted	Name of Trustee and/or immediate family member of household holding an interest in the organization conducting business with the school(s) and the nature of the interest	Steps Taken to Avoid Conflict of Interest
NONE	→	→	→	→

Please write "None" if applicable. Do not leave this space blank.



Signature

7/19/17

Date

Please note that this document is considered a public record and as such, may be made available to members of the public upon request under the Freedom of Information Law. Personal contact information provided below will be redacted.


Business Telephone: _____

Business Address: _____

E-mail Address: _____

Home Telephone: _____

Home Address: _____





Entry 9 BOT Table

Created: 07/19/2017 • Last updated: 07/20/2017

(tab across or use scroll bar at bottom of table)

1. Current Board Member Information

	Trustee Name	Email Addresses	Position on the Board	Committee Affiliations	Voting Member Per By Laws? (Y/N)	Area of Expertise, and/or Additional Role at School (parent, staff member, etc.)	Number of Terms Served and Length of Each (Include election date and term expiration)	Number of Board Mtgs Attended during 2016-17?
1	Phil Salmon	[REDACTED]	Chair/ Board President	Finance	Yes	Finance	5 terms served, 2 year terms, elected April 2006, term expires June 2018	6
2	Alvin Patrick	[REDACTED]	Vice Chair/ Vice President	Development	Yes	Media Relations	6 terms served, 2 year terms, elected September 2004, term expires	5 or less

							June 2018	
3	Lisa Stenson Desamours	[REDACTED]	Treasurer	Finance	Yes	Lawyer	8 terms served, 2 year terms, elected September 2000, term expires June 2018	5 or less
4	Robert North	[REDACTED]	Secretary		Yes	Dentist	8 terms served, 2 year terms, elected September 2000, term expires June 2018	5 or less
5	Richard Asche	[REDACTED]	Trustee/Member	Finance	Yes	Lawyer	8 terms served, 2 year terms, elected September 2000, term expires June 2018	5 or less
							8 terms served	

6	Luly Duke	[REDACTED]	Trustee/Member	Development	Yes		, 2 year terms, elected September 2000, term expires June 2018	5 or less
7	Susan Etess	[REDACTED]	Trustee/Member	Education	Yes	Educator	5 terms served, 2 year terms, elected September 2007, term expires September 2017	5 or less
8	Cortney Thomas	[REDACTED]	Parent Representative	Development	Yes	Parent	2 terms served, 2 year terms, elected November 2015, term expires June 2019	5 or less
		[REDACTED]					0.5 terms served, 2 year term, electe	

9	Joanne Hunt		Trustee/Member	Education	Yes	Education	d September 2016, term expires September 2018	5 or less
10								
11								
12								
13								
14								
15								
16								
17								
18								
19								
20								

2. Total Number of Members on June 30, 2016 9

3. Total Number of Members Joining the Board 2016-17 School Year 1

4. Total Number of Members Departing the Board during the 2016-17 School Year 1

5. Number of Voting Members 2016-17, as set by the by-laws, resolution or minutes 9

6. Number of Board Meetings 6
**Conducted in the 2016-17 School
Year**

7. Number of Board Meetings 6
**Scheduled for the [2017-18](#)
School Year**

Thank you.



Entry 11 Enrollment and Retention of Special Populations

Created: 07/20/2017 • Last updated: 08/01/2017

[Instructions for Reporting Enrollment and Retention Strategies](#)

Describe the efforts the charter school has made in 2016 2017 toward meeting targets to attract and retain enrollment of students with disabilities, English language learners, and students who are economically disadvantaged. In addition, describe the school's plans for meeting or making progress toward meeting its enrollment and retention targets in 2017 2018.

Recruitment/Attraction Efforts Toward Meeting Targets

	Describe Efforts Toward Meeting Recruitment Targets 2016 17)	Describe Plans Toward Meeting Recruitment Targets 2017 18)
Economically Disadvantaged	Our recruitment team visited several Head Start programs in the East Harlem community to distribute enrollment materials, as well as make presentations about our school to their respective parent communities.	In addition to visiting Head Start programs, our recruitment team will visit after school programs, community based organizations/community centers, shelters, and other organizations whose mission it is to serve economically disadvantaged youth, to distribute enrollment materials and to schedule presentations on site in an effort to recruit families of economically disadvantaged students.
English Language Learners	In East Harlem, the primary language other than English spoken at home is Spanish. According to a report dated April 22, 2015, on statisticalatlas.com , Spanish was spoken in 46.5% of the 19,161 households in East Harlem. As such, we have several members of our recruitment team who are bilingual in English and Spanish, who attended our presentations regarding enrollment to answer questions about our school. All of our applications and enrollment forms are available in Spanish.	We will invite parents of ELL students to participate in the recruitment process and help us reach other families of ELL students who they may be aware of through their social circles. Additionally, we will host open houses and school tours in Spanish. Also, our recruitment team will visit bilingual pre K programs and 5th grade classrooms to disseminate enrollment materials.
Students with Disabilities	We plainly stated at all enrollment presentations, the services our school provides. We also communicated to families our track record for providing a safe and family oriented environment, and emphasized our zero tolerance policy for bullying, which is generally a great concern of parents of students with disabilities. Furthermore, we encourage our current parents of students with disabilities to communicate their positive experiences at our school in terms of their child's academic and social successes to other parents they know who may be looking for a school for their learning disabled child.	Once again, we will recruit parents to communicate via word of mouth their positive experiences with our school to other parents in the East Harlem community in an effort to attract more students with disabilities. Furthermore, at all enrollment presentations, we will have staff who provide support services at our school be part of the presentation, and we will again inform parents of the various services we provide for students with disabilities, and invite them to converse with the person charged with providing each service.

Retention Efforts Toward Meeting Targets

	Describe Efforts Toward Meeting Retention Targets 2016 17)	Describe Plans Toward Meeting Retention Targets 2017 18)
Economically Disadvantaged	<p>We promote a culture of equality, and make every effort to ensure that each student's socioeconomic standing is not apparent to their peers. We are a uniform school and provide uniform clothing to families who have difficulty supplying their child with a school uniform. Also, we offer free meals to all students, regardless of their eligibility, and state that fact at all relevant parent meetings. Our parent coordinator connects families with resources, such as after school programs, for families who are in need of such services.</p>	<p>Along with perpetuating the efforts that were in place in 2016 2017, we will have a new staff position (School Support Services Coordinator), who will focus on identifying the needs of families who are economically disadvantaged, and provide supports, such as at risk or crisis counseling on site, act as a liaison with our staff to provide tutoring and other academic interventions, and make referrals to outside agencies who can assist the family with other needs.</p>
English Language Learners	<p>We make every attempt to communicate with the parent of an English Language Learner in their preferred language, both verbally and in writing. Our Academic Support Coordinator meets routinely with the staff of each ELL student, as well as with the parent and child in conjunction with the staff to monitor progress and keep the family informed of how the child is doing in school.</p>	<p>In addition to continuing the efforts we already had in place during 2016 2017, to keep the families of ELL students informed and engaged, we plan to contract with an ELL support teacher to better serve the specific needs of our ELL population under the guidance of our Academic Support Services Coordinator.</p>
Students with Disabilities	<p>Our Academic Support Coordinator meets routinely with the staff of each student with a disability, as well as with the parent and child in conjunction with the staff to monitor progress and keep the family informed of how the child is doing in school. Our resource room staff offers after school assistance to learning disabled students with their homework and/or to provide tutoring.</p>	<p>We plan to build upon the efforts we already had in place during 2016 2017, by increasing the number of "check ins" our Academic Support Coordinator has with staff regarding the academic and social progress of each student with a disability. Additionally, we are providing professional development to staff in regards to meeting the specific needs of students with disabilities in our pre service professional development cycle to further promote a supportive culture for students with disabilities and an even better understanding of each student's individual needs and how we as a school can best address and meet those needs.</p>



Entry 12 Classroom Teacher and Administrator Attrition

Created: 07/19/2017 • Last updated: 07/20/2017

Report changes in teacher and administrator staffing.

Instructions for completing the Classroom Teacher and Administrator Attrition Tables

Charter schools must complete the two tables named 2016-2017 Classroom Teacher and Administrator Attrition to report changes in teacher and administrator staffing in 2016-2017. Please provide the full time equivalent (FTE) of staff on June 30, 2016; the FTE for any departed staff from July 1, 2016 through June 30, 2017; the FTE for added staff from July 1, 2016 through June 30, 2017; and the FTE of staff added in newly created positions from July 1, 2016 through June 30, 2017 using the two tables provided.

Classroom Teacher Attrition Table

	FTE Classroom Teachers on June 30, 2016	FTE Classroom Teachers Departed 7/1/16 6/30/17	FTE Classroom Teachers Filling Vacant Positions 7/1/16 6/30/17	FTE Classroom Teachers Added in New Positions 7/1/16 6/30/17	FTE of Classroom Teachers on June 30, 2017
	17	3	3	0	17

Administrator Position Attrition Table

	FTE Administrative Positions on June 30, 2016	FTE Administrators Departed 7/1/16 6/30/17	FTE Administrators Filling Vacant Positions 7/1/16 6/30/17	FTE Administrators Added in New Positions 7/1/16 6/30/17	FTE Administrative Positions on June 30, 2017
	6	2	1	0	5

Thank you



HARBOR SCIENCE AND ARTS CHARTER SCHOOL
2017-2018 SCHOOL CALENDAR

August

21, Mon School Office Opens, Hours: 9:00 a.m. – 5:00 p.m.
22, Tue Meet-the-Teachers Meeting for Parents & Students, Grades 1 & 2 at 5:00, and Grades 7 & 8 at 6:00 p.m.;
23, Wed Meet-the-Teachers Meeting for Parents & Students, Grade 3 at 5:00, and Grade 4 at 6:00 p.m.;
24, Thu Meet-the-Teachers Meeting for Parents & Students, Grade 5 at 5:00, and Grade 6 at 6:00 p.m.;
28, Mon **First Day of School for Students in Grades 1-8; School Opens at 7:40 a.m. for grades 5-8; School opens at 8:00 a.m. for grades 1-4**
31, Thu Meet-the-Teachers Meeting for Kindergarten Parents and Students, 5:30 p.m.

September

4, Mon LABOR DAY – **No School**
5, Tue LABOR DAY WEEKEND RECESS – **No School**
6, Wed **First Day of School for Kindergarten Students**
21, Thu PTA Meeting, 6:00 PM
25, Mon *Tentative Date:* Picture Day

October

9, Mon COLUMBUS DAY – **No School**
14, Sat ASAP Program for **ELA & Math** begins, (Grades 3-8), 9:30 AM – 1:15 PM
17, Tue First Day of Extended Day (Grades K-5)
19, Thu P.T.A. Meeting, 6:00 PM
21, Sat ASAP Program for **ELA & Math** begins, (Grades 3-8), 9:30 AM – 1:15 PM
28, Sat ASAP Program for **ELA & Math**, (Grades 3-8), 9:30 AM – 1:15 PM

November

4, Sat ASAP Program for **ELA & Math**, (Grades 3-8), 9:30 AM – 1:15 PM
5, Sun DAYLIGHT SAVINGS TIME ends (“Fall back!”)
7, Tue ELECTION DAY – **No School**, Professional Development Day for All Staff; Hours for all staff today: 8:00 a.m. – 4:00 p.m.
9, Thu **Last day of 1st marking period**
9, Thu P.T.A. Meeting, 6:00 PM
10, Fri VETERAN’S DAY (Observed) – **No School**
16, Thu Parent-Teacher Conferences – **Noon Dismissal, Conferences: 1:00 – 4:00 & 5:00 – 8:00 PM**
18, Sat ASAP Program for **ELA & Math**, (Grades 3-8), 9:30 AM – 1:15 PM
20-24 THANKSGIVING RECESS – **No School**

December

2, Sat ASAP Program for **ELA & Math**, (Grades 3-8), 9:30 AM – 1:15 PM
5, Tue Open House for New Applicants 6:00 PM
7, Thu P.T.A. Meeting, 6:00 PM
9, Sat ASAP Program for **ELA & Math**, (Grades 3-8), 9:30 AM – 1:15 PM
16, Sat ASAP Program for **ELA & Math**, (Grades 3-8), 9:30 AM – 1:15 PM
22-29 WINTER RECESS – **No School**

January

1, Mon NEW YEAR’S DAY – **No School**
6, Sat ASAP Program for **ELA & Math**, (Grades 3-8), 9:30 AM – 1:15 PM
15, Mon DR. MARTIN LUTHER KING, JR. DAY – **No School**
18, Thu P.T.A. Meeting, 6:00 PM
20, Sat ASAP Program for **ELA & Math**, (Grades 3-8), 9:30 AM – 1:15 PM
26, Fri **Last day of 2nd marking period**
27, Sat ASAP Program for **ELA & Math**, (Grades 3-8), 9:30 AM – 1:15 PM



HARBOR SCIENCE AND ARTS CHARTER SCHOOL
2017-2018 SCHOOL CALENDAR

February

3, Sat ASAP Program for **ELA & Math**, (Grades 3-8), 9:30 AM – 1:15 PM
8, Thu 2nd Quarter Report Cards sent home with students
10, Sat ASAP Program for **ELA & Math**, (Grades 3-8), 9:30 AM – 1:15 PM
15, Thu P.T.A. Meeting, 6:00 PM
19-23 MID-WINTER RECESS – **No School**

March

1, Thu Informational Session/Open House for New Applicants 6:00 PM
3, Sat ASAP Program for **ELA & Math**, (Grades 3-8), 9:30 AM – 1:15 PM
9, Fri *Tentative Date*: Picture Day
10, Sat ASAP Program for **ELA** only, (Grades 3-8), 9:30 AM – 1:15 PM
11, Sun DAYLIGHT SAVINGS TIME begins (“Spring ahead!”)
15, Thu P.T.A. Meeting, 6:00 PM
16, Fri ***Last day of 3rd marking period***
17, Sat ASAP Program for **ELA** only, (Grades 3-8), 9:30 AM – 1:15 PM
22, Thu Last Day of Extended Day Program (Grades K-5)
24, Sat ASAP Program for **ELA** only, (Grades 3-8), 9:30 AM – 1:15 PM
29, Thu Parent-Teacher Conferences – **Noon Dismissal**, Conferences: **1:00 – 4:00 & 5:00 – 8:00 PM**
30, Fri GOOD FRIDAY – **No School**

April

2-6 SPRING RECESS, **No School**
9, Mon Application Deadline for new applicants, 4:00 PM
11, Wed **NYS ELA Exam** (Grades 3-8)
12, Thu **NYS ELA Exam** (Grades 3-8)
13, Fri **NYS ELA Exam** (Grades 3-8)
14, Sat ASAP Program for **MATH** only, (Grades 3-8), 9:30 AM – 1:15 PM
19, Thu P.T.A. Meeting, 6:00 PM
21, Sat ASAP Program for **MATH** only, (Grades 3-8), 9:30 AM – 1:15 PM
28, Sat ASAP Program for **MATH** only, (Grades 3-8), 9:30 AM – 1:15 PM

May

1, Tue **NYS Mathematics Exam** (Grades 3-8)
2, Wed **NYS Mathematics Exam** (Grades 3-8)
3, Thu **NYS Mathematics Exam** (Grades 3-8)
17, Thu P.T.A. Meeting, 6:00 PM
23-June 1 **NYS Science Performance Test** (Grades 4 & 8)
25, Fri **HSACS Field Day (All grades)**
28, Mon MEMORIAL DAY – **No School**
29, Tue MEMORIAL DAY WEEKEND RECESS – **No School**

June

4, Mon **NYS Science Written Test** (Grades 4, 8)
14, Thu P.T.A. Meeting, 6:00 PM
15, Fri ***Last day of 4th marking period***
15, Fri HSACS Carnival
20, Wed *Tentative* GRADUATION DAY – **No School**, *Tentative* Graduation Ceremony, 10:00 a.m.
21, Thu Last Day of After School (SCAN) Program
22, Fri Last Day of School for Students – **Noon Dismissal**
22, Fri 4th Quarter Report Cards sent home with students

Total Number of Instructional Days: 182