



Entry 1 School Information

Created: 07/17/2017 • Last updated: 07/26/2017

Please be advised that you will need to complete this cover page (including signatures) before all of the other tasks assigned to you by your authorizer are visible on your task page. While completing this task, please ensure that you select the correct authorizer (**as of June 30, 2017**) or you may not be assigned the correct tasks.

a. SCHOOL NAME AND BEDS# KING CENTER CS (SUNY Trustees)

(Select name from the drop down menu)

b. CHARTER AUTHORIZER SUNY Authorized Charter School

(For technical reasons, please re select authorizer name from the drop down menu).

c. DISTRICT / CSD OF LOCATION Buffalo

d1. SCHOOL INFORMATION

	PRIMARY ADDRESS	PHONE NUMBER	FAX NUMBER	EMAIL ADDRESS
	156 Newburgh Avenue Buffalo, NY 14211	[REDACTED]	[REDACTED]	[REDACTED]

d2. PHONE CONTACT NUMBER FOR AFTER HOURS EMERGENCIES

Contact Name	Antoinette S. Rhodes
Title	Principal
Emergency Phone Number (### ### ####)	[REDACTED]

e. SCHOOL WEB ADDRESS (URL) www.kccs.org

f. DATE OF INITIAL CHARTER 07/1999

g. DATE FIRST OPENED FOR INSTRUCTION 08/2000

i. TOTAL ENROLLMENT ON JUNE 30, 2017 422

j. GRADES SERVED IN SCHOOL YEAR 2016-17

Check all that apply

Grades Served	K, 1, 2, 3, 4, 5, 6, 7, 8
---------------	---------------------------

k1. DOES THE SCHOOL CONTRACT WITH A CHARTER OR EDUCATIONAL MANAGEMENT ORGANIZATION? No


11. FACILITIES

Does the school maintain or operate multiple sites?

No, just one site.

12. SCHOOL SITES

Please list the sites where the school will operate for the upcoming school year.

	Physical Address	Phone Number	District/CSD	Grades Served at Site	School at Full Capacity at Site	Facilities Agreement
Site 1 (same as primary site)	156 Newburgh Avenue Buffalo, NY 14211		BUFFALO CITY SD	k 8	Yes	Own
Site 2						
Site 3						

l2a. Please provide the contact information for Site 1.

	Name	Work Phone	Alternate Phone	Email Address
School Leader	Antoinette S. Rhodes	██████████	██████████	██████████
Operational Leader	Barbara Lindaman	██████████	██████████	██████████
Compliance Contact				
Complaint Contact				

m1. Is the school or are the school sites co-located? No

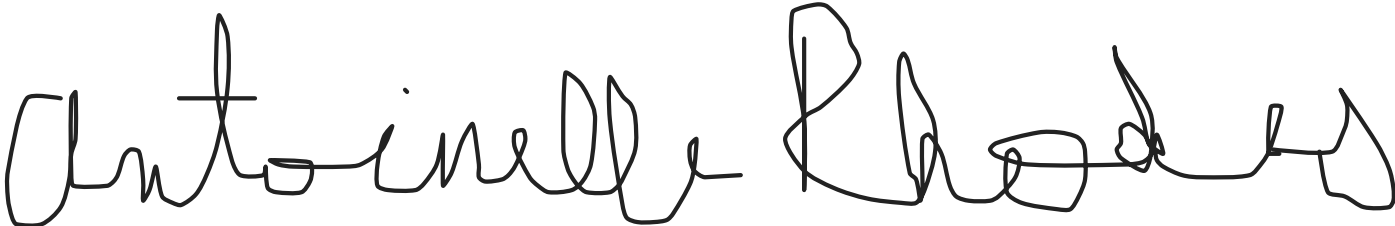
n1. Were there any revisions to the school’s charter during the 2016-17 school year? (Please include approved or pending material and non-material charter revisions). No

o. Name and Position of Individual(s) Who Completed the 2016-17 Annual Report. Antoinette S. Rhodes, Principal

p. Our signatures below attest that all of the information contained herein is truthful and accurate and that this charter school is in compliance with all aspects of its charter, and with all pertinent Federal, State, and local laws, regulations, and rules. We understand that if any information in any part of this report is found to have been deliberately misrepresented, that will constitute grounds for the revocation of our charter. Check YES if you agree and then use the mouse on your PC or the stylist on your mobile device to sign your name).

Yes

Signature, Head of Charter School

Handwritten signature of Antoine R. Rhodes in black ink.

Signature, President of the Board of Trustees

Handwritten signature of Anthony T. Wehler in black ink.

Date

2017/07/18

Thank you.



Entry 2 NYS School Report Card Link

Last updated: 07/17/2017

1. NEW YORK STATE REPORT CARD

<https://data.nysed.gov/profile.php?instid=800000052431>

Provide a direct URL or web link to the most recent New York State School Report Card for the charter school (See <https://reportcards.nysed.gov/>).

(Charter schools completing year one will not yet have a School Report Card or link to one. Please type "URL is not available" in the space provided).



Entry 4 Expenditures per Child

Created: 07/17/2017 • Last updated: 07/27/2017

Financial Information

This information is required of ALL charter schools. Provide the following measures of fiscal performance of the charter school in Appendix B (Total Expenditures and Administrative Expenditures Per Child):

1. Total Expenditures Per Child

To calculate '**Total Expenditures per Child**' take total expenditures (from the unaudited 2016-17 Schedule of Functional Expenses) and divide by the year end FTE student enrollment. (Integers Only. No dollar signs or commas).

Note: The information on the Schedule of Functional Expenses on pages 41-43 of the Audit Guide can help schools locate the amounts to use in the two per pupil calculations: <http://www.p12.nysed.gov/psc/AuditGuide.html>

Line 1: Total Expenditures	4798810
Line 2: Year End FTE student enrollment	425
Line 3: Divide Line 1 by Line 2	11291

2. Administrative Expenditures per Child

To calculate **'Administrative Expenditures per Child'** To calculate "Administrative Expenditures per Child" first *add* together the following:

1. Take the relevant portion from the 'personnel services cost' row and the 'management and general' column (from the unaudited 2016 17 Schedule of Functional Expenses)
2. Any contracted administrative/management fee paid to other organizations or corporations
3. Take the total from above and divide it by the year end FTE enrollment. The relevant portion that must be included in this calculation is defined as follows:

Administrative Expenditures: Administration and management of the charter school includes the activities and personnel of the offices of the chief school officer, the finance or business offices, school operations personnel, data management and reporting, human resources, technology, etc. It also includes those administrative and management services provided by other organizations or corporations on behalf of the charter school for which the charter school pays a fee or other compensation. Do not include the FTE of personnel whose role is to directly support the instructional program.

Notes:

The information on the Schedule of Functional Expenses on pages 41-43 of the Audit Guide can help schools locate the amounts to use in the two per pupil calculations:

<http://www.p12.nysed.gov/psc/AuditGuide.html>.

Employee benefit costs or expenditures should not be reported in the above calculations.

Line 1: Relevant Personnel Services Cost (Row)	710376
Line 2: Management and General Cost (Column)	69856
Line 3: Sum of Line 1 and Line 2	780232
Line 5: Divide Line 3 by the Year End FTE student enrollment	1836

Thank you.



**GENERAL INSTRUCTIONS FOR
ANNUAL BUDGET/QUARTERLY REPORT**

TEMPLATE TABS

1- GRAY tab contains the Instructions




Instructions	Provides description of tabs and input requirements.
Funding by District	Charter School Tuition Rates

2- BLUE tabs require input of information

1.) Name of School	>Select school name from list. >Enter contact information.
2.) Enrollment	Enter enrollment information for Annual Budget (& Revisions) and Quarterly Actuals. Includes: >Enrollment by Grade >Enrollment by District
3.) Staffing Plan	Enter staffing plan information for Annual Budget (& Revisions) and Quarterly Actuals. Includes: >Full Time Equivalent (FTE), by Position Category, By Quarter
4.) Yearly Budget	Enter Yearly Budget information. Includes: >"Pior Year" column may be completed based upon preliminary data, and adjusted with Annual Audited data when the Quarter 2 Actuals are being submitted. (Note: Quarterly Revenue allocation may be set) >Budgeted Enrollment data and Per Pupil Revenue for the current year are populated based upon input on tab "2.) Enrollment." >Budgeted FTE for current year is populated based upon input on tab "3.) Staffing Plan." >All other sources of revenue >All expenses >Budget Revisions, as necessary and <i>approved</i> by the school's Board of Directors, should be submitted when submitting Quarterly Actuals.
5.) Balance Sheet	Enter Balance Sheet information for EdCorps. Separate schools merged into a primary EdCorp should NOT use this tab. >"Pior Year" column may be completed based upon preliminary data, and adjusted with Annual Audited data when the Quarter 2 Actuals are being submitted.

6.) Quarterly Report	Enter Actual Quarterly Report information . Includes: >Actual Enrollment data and Per Pupil Revenue for the current year are populated based upon input on tab "2.) Enrollment." >Actual FTE for current year is populated based upon input on tab "3.) Staffing Plan." >All other sources of revenue >All expenses
7.) Annual Report Requirement	Complete when submitting Actual Quarter 4.

CELL COLORS & GUIDANCE COMMENTS

-  = Enter information into the light BLUE shaded cells.
-  = Cells labeled in ORANGE containe guidance regarding the input of information.
-  = Cells containing RED triangles in the upper right corner contain "guidance comments" on that particular line item. Please "mouse-over" the triangle to reveal each comment.

**Charter Funding Alphabetical By NYS School District
* (Sum of Charter School Basic Tuition and Supplemental Basic Tuition)**



ANNUAL BUDGET & QUARTERLY REPORT TEMPLATE

King Center Charter School

SCHOOL

Name:	King Center Charter School
--------------	----------------------------

CONTACT INFORMATION

Contact Name:	Barbara Lindaman
Contact Title:	Director of Finance and Operations
Contact Email:	[REDACTED]
Contact Phone:	[REDACTED]

REPORT PERIOD

Current Academic Year:	2017-18
Prior Academic Year:	2016-17

PLAN - FULL TIME EQUIVALENT

STAFFING PLAN - FULL TIME EQUIVALENT ("FTE")

***NOTE:** Enter the number of FTE positions in the "blue" cells.

***NOTE:** If there are NO budget revisions at the time of quarterly submittal leave the 'REVISED' Column(s) COMPLETELY BLANK.

ADMINISTRATIVE PERSONNEL FTE	ADMINISTRATIVE PERSONNEL FTE	PRIOR YEAR
		2016-17
		ACTUAL
Executive Management	Executive Management	
Instructional Management	Instructional Management	
Deans, Directors & Coordinators	Deans, Directors & Coordinators	
CFO / Director of Finance	CFO / Director of Finance	
Operation / Business Manager	Operation / Business Manager	
Administrative Staff	Administrative Staff	
TOTAL ADMINISTRATIVE STAFF	TOTAL ADMINISTRATIVE STAFF	0.0

ANNUAL BUDGETED FTE							
Q1		Q2		Q3		Q4	
Original	Revised	Original	Revised	Original	Revised	Original	Revised
2.0		2.0		2.0		2.0	
2.0		2.0		2.0		2.0	
1.0		1.0		1.0		1.0	
2.0		2.0		2.0		2.0	
7.0	0.0	7.0	0.0	7.0	0.0	7.0	0.0

INSTRUCTIONAL PERSONNEL FTE	INSTRUCTIONAL PERSONNEL FTE	PRIOR YEAR
		2016-17
		ACTUAL
Teachers - Regular	Teachers - Regular	
Teachers - SPED	Teachers - SPED	
Substitute Teachers	Substitute Teachers	
Teaching Assistants	Teaching Assistants	
Specialty Teachers	Specialty Teachers	
Aides	Aides	
Therapists & Counselors	Therapists & Counselors	
Other	Other	
TOTAL INSTRUCTIONAL	TOTAL INSTRUCTIONAL	0.0

ANNUAL BUDGETED FTE							
Q1		Q2		Q3		Q4	
Original	Revised	Original	Revised	Original	Revised	Original	Revised
32.0		32.0		32.0		32.0	
5.0		5.0		5.0		5.0	
2.0		2.0		2.0		2.0	
9.8		9.8		9.8		9.8	
7.0		7.0		7.0		7.0	
2.0		2.0		2.0		2.0	
3.0		3.0		3.0		3.0	
60.8	0.0	60.8	0.0	60.8	0.0	60.8	0.0

NON-INSTRUCTIONAL PERSONNEL FTE	NON-INSTRUCTIONAL PERSONNEL FTE	PRIOR YEAR
		2016-17
		ACTUAL
Nurse	Nurse	
Librarian	Librarian	
Custodian	Custodian	
Security	Security	
Other	Other	
TOTAL NON-INSTRUCTIONAL	TOTAL NON-INSTRUCTIONAL	0.0

ANNUAL BUDGETED FTE							
Q1		Q2		Q3		Q4	
Original	Revised	Original	Revised	Original	Revised	Original	Revised
1.0		1.0		1.0		1.0	
1.0		1.0		1.0		1.0	
4.0		4.0		4.0		4.0	
1.0		1.0		1.0		1.0	
7.0	0.0	7.0	0.0	7.0	0.0	7.0	0.0

TOTAL PERSONNEL SERVICE FTE	TOTAL PERSONNEL SERVICE FTE	0.0
------------------------------------	------------------------------------	-----

74.8	0.0	74.8	0.0	74.8	0.0	74.8	0.0
------	-----	------	-----	------	-----	------	-----

**KING CENTER CHARTER SCHO
2017-18**

PLAN - FULL TIME EQUIVALENT

***NOTE:** Enter the number of FTE positions in the "blue" cells. *Should be input.*

***NOTE:** State the assumptions that are being made for personnel FTE levels.

ADMINISTRATIVE PERSONNEL FTE		Description of Assumptions
	Q4	
	Actual	
Executive Management		
Instructional Management		
Deans, Directors & Coordinators		
CFO / Director of Finance		
Operation / Business Manager		
Administrative Staff		
TOTAL ADMINISTRATIVE STAFF	0.0	

INSTRUCTIONAL PERSONNEL FTE		Description of Assumptions
	Q4	
	Actual	
Teachers - Regular		
Teachers - SPED		
Substitute Teachers		
Teaching Assistants		
Specialty Teachers		
Aides		
Therapists & Counselors		
Other		
TOTAL INSTRUCTIONAL	0.0	

NON-INSTRUCTIONAL PERSONNEL FTE		Description of Assumptions
	Q4	
	Actual	
Nurse		
Librarian		
Custodian		
Security		
Other		
TOTAL NON-INSTRUCTIONAL	0.0	

TOTAL PERSONNEL SERVICE FTE	0.0	
------------------------------------	-----	--

**KING CENTER CHARTER SCHOOL
Budget / Operating Plan
2017-18**

Total Revenue	-	641,721	-	-	1,924,562	-	-	1,924,562
Total Expenses	-	1,041,538	-	-	1,605,011	-	-	1,604,776
Net Income	-	(399,818)	-	-	319,551	-	-	319,786
Actual Student Enrollment	-	459	-	-	459	-	-	459

	Prior Year Actual	1st Quarter - 7/1 - 9/30			2nd Quarter - 10/1 - 12/31			3rd Quarter
	2016-17 Revenue Per Pupil	Original Budget	Revised Budget	Variance	Original Budget	Revised Budget	Variance	Original Budget

REVENUE

REVENUES FROM STATE SOURCES

2017-18

Per Pupil Revenue

Per Pupil Rate

	2017-18 Per Pupil Rate	PPR %/Qtr->	10.0%	25.0%	Variance	30.0%	25.0%	Variance	30.0%
Allocate Per Pupil Revenue by Quarter									
<i>*NOTE: If there are NO budget revisions at the time of quarterly submittal leave. If budget revisions ARE made, the entire "REVISED" budget columns for the affected quarter will be revised.</i>									
BUFFALO CITY SD	13,005		596,930	-	-	1,790,789	-	-	1,790,789
KENMORE-TONAWANDA UFSD	10,477		-	-	-	-	-	-	-
CHEEKTOWAGA CSD	11,235		-	-	-	-	-	-	-
CHEEKTOWAGA-MARYVALE UFSD	11,433		-	-	-	-	-	-	-
AMHERST CSD	11,721		-	-	-	-	-	-	-
-	-		-	-	-	-	-	-	-
-	-		-	-	-	-	-	-	-
-	-		-	-	-	-	-	-	-
-	-		-	-	-	-	-	-	-
-	-		-	-	-	-	-	-	-
-	-		-	-	-	-	-	-	-
-	-		-	-	-	-	-	-	-
-	-		-	-	-	-	-	-	-
-	-		-	-	-	-	-	-	-
-	-		-	-	-	-	-	-	-
-	-		-	-	-	-	-	-	-
-	-		-	-	-	-	-	-	-
ALL OTHER School Districts: (Weighted Avg)	-		-	-	-	-	-	-	-
TOTAL Per Pupil Revenue (Weighted Average Per Pupil Funding)	13,005		-	596,930	-	-	1,790,789	-	-
Special Education Revenue			20,230		-	60,690		-	60,690
Grants									
Stimulus					-			-	
DYCD (Department of Youth and Community Development)					-			-	
Other					-			-	
NYC DoE Rental Assistance									
Other					-			-	
TOTAL REVENUE FROM STATE SOURCES		-	617,160	-	-	1,851,479	-	-	1,851,479

REVENUE FROM FEDERAL FUNDING

IDEA Special Needs					-			-	
Title I					-			-	
Title Funding - Other		23,261			-	69,783		-	69,783
School Food Service (Free Lunch)					-			-	
Grants									

KING CENTER CHARTER SCHOOL								
Budget / Operating Plan								
2017-18								
Total Revenue	-	641,721	-	-	1,924,562	-	-	1,924,562
Total Expenses	-	1,041,538	-	-	1,605,011	-	-	1,604,776
Net Income	-	(399,818)	-	-	319,551	-	-	319,786
Actual Student Enrollment	-	459	-	-	459	-	-	459
	Prior Year Actual	1st Quarter - 7/1 - 9/30			2nd Quarter - 10/1 - 12/31			3rd Q
	2016-17	Original	Revised		Original	Revised		Original
	Revenue Per	Budget	Budget	Variance	Budget	Budget	Variance	Budget
	Pupil							
Charter School Program (CSP) Planning & Implementation				-			-	
Other				-			-	
Other				-			-	
TOTAL REVENUE FROM FEDERAL SOURCES	-	23,261	-	-	69,783	-	-	69,783
LOCAL and OTHER REVENUE								
Contributions and Donations				-			-	
Fundraising				-			-	
Erate Reimbursement				-			-	
Earnings on Investments				-			-	
Interest Income		300		-	300		-	300
Food Service (Income from meals)				-			-	
Text Book				-			-	
OTHER		<u>1,000</u>		-	<u>3,000</u>		-	<u>3,000</u>
TOTAL REVENUE FROM LOCAL and OTHER SOURCES	-	1,300	-	-	3,300	-	-	3,300
TOTAL REVENUE	-	<u>641,721</u>	-	-	<u>1,924,562</u>	-	-	<u>1,924,562</u>

KING CENTER CHARTER SCHOOL
Budget / Operating Plan
2017-18

Total Revenue	-	641,721	-	-	1,924,562	-	-	1,924,562
Total Expenses	-	1,041,538	-	-	1,605,011	-	-	1,604,776
Net Income	-	(399,818)	-	-	319,551	-	-	319,786
Actual Student Enrollment	-	459	-	-	459	-	-	459
	Prior Year Actual	1st Quarter - 7/1 - 9/30			2nd Quarter - 10/1 - 12/31			3rd Q
	2016-17	Original	Revised		Original	Revised		Original
	Revenue Per	Budget	Budget	Variance	Budget	Budget	Variance	Budget
	Pupil							

EXPENSES

ADMINISTRATIVE STAFF PERSONNEL COSTS

Avg. No.
of Positions

Executive Management	-			-			-	
Instructional Management	2.00	43,482		-	43,482		-	43,482
Deans, Directors & Coordinators	2.00	21,568		-	29,513		-	29,513
CFO / Director of Finance	1.00	22,069		-	22,069		-	22,069
Operation / Business Manager	-			-			-	
Administrative Staff	<u>2.00</u>	<u>22,858</u>		-	<u>22,858</u>		-	<u>22,858</u>
TOTAL ADMINISTRATIVE STAFF	7.00	109,977	-	-	117,922	-	-	117,922

INSTRUCTIONAL PERSONNEL COSTS

Teachers - Regular	32.00	243,904		-	487,812		-	487,812
Teachers - SPED	5.00	38,340		-	76,680		-	76,680
Substitute Teachers	2.00	4,600		-	13,800		-	13,800
Teaching Assistants	9.75	19,500		-	58,500		-	58,500
Specialty Teachers	7.00	54,837		-	109,677		-	109,677
Aides	-			-			-	
Therapists & Counselors	2.00	26,387		-	26,387		-	26,387
Other	<u>3.00</u>	<u>51,016</u>		-	<u>51,016</u>		-	<u>51,016</u>
TOTAL INSTRUCTIONAL	60.75	438,584	-	-	823,872	-	-	823,872

NON-INSTRUCTIONAL PERSONNEL COSTS

Nurse	1.00	6,061		-	12,126		-	12,126
Librarian	1.00	5,917		-	11,835		-	11,835
Custodian	4.00	33,387		-	33,387		-	33,387
Security	-			-			-	
Other	<u>1.00</u>	<u>11,494</u>		-	<u>11,494</u>		-	<u>11,494</u>
TOTAL NON-INSTRUCTIONAL	7.00	56,859	-	-	68,842	-	-	68,842

SUBTOTAL PERSONNEL SERVICE COSTS

		605,420	-	-	1,010,636	-	-	1,010,636
PAYROLL TAXES AND BENEFITS								
Payroll Taxes		65,541		-	111,523		-	111,523
Fringe / Employee Benefits		119,475		-	119,475		-	119,475

		KING CENTER CHARTER SCHOOL Budget / Operating Plan 2017-18							
Total Revenue		-	641,721	-	-	1,924,562	-	-	1,924,562
Total Expenses		-	1,041,538	-	-	1,605,011	-	-	1,604,776
Net Income		-	(399,818)	-	-	319,551	-	-	319,786
Actual Student Enrollment		-	459	-	-	459	-	-	459
		Prior Year Actual	1st Quarter - 7/1 - 9/30			2nd Quarter - 10/1 - 12/31			3rd Q
		2016-17 Revenue Per Pupil	Original Budget	Revised Budget	Variance	Original Budget	Revised Budget	Variance	Original Budget
Retirement / Pension			59,345		-	99,053		-	99,053
TOTAL PAYROLL TAXES AND BENEFITS		-	244,361	-	-	330,051	-	-	330,051
TOTAL PERSONNEL SERVICE COSTS			849,781	-	-	1,340,687	-	-	1,340,687
CONTRACTED SERVICES									
Accounting / Audit					-			-	
Legal					-			-	
Management Company Fee					-			-	
Nurse Services					-			-	
Food Service / School Lunch					-			-	
Payroll Services					-			-	
Special Ed Services			6,400		-	19,200		-	19,200
Titlement Services (i.e. Title I)					-			-	
Other Purchased / Professional / Consulting			12,100		-	13,700		-	13,700
TOTAL CONTRACTED SERVICES		-	18,500	-	-	32,900	-	-	32,900

74.75

KING CENTER CHARTER SCHOOL
Budget / Operating Plan
2017-18

Total Revenue	-	641,721	-	-	1,924,562	-	-	1,924,562
Total Expenses	-	1,041,538	-	-	1,605,011	-	-	1,604,776
Net Income	-	(399,818)	-	-	319,551	-	-	319,786
Actual Student Enrollment	-	459	-	-	459	-	-	459
	Prior Year Actual	1st Quarter - 7/1 - 9/30			2nd Quarter - 10/1 - 12/31			3rd Quarter
	2016-17	Original	Revised		Original	Revised		Original
	Revenue Per Pupil	Budget	Budget	Variance	Budget	Budget	Variance	Budget
SCHOOL OPERATIONS								
Board Expenses				-			-	
Classroom / Teaching Supplies & Materials		9,400		-	28,200		-	28,200
Special Ed Supplies & Materials				-			-	
Textbooks / Workbooks				-			-	
Supplies & Materials other				-			-	
Equipment / Furniture				-			-	
Telephone		11,025		-	11,025		-	11,025
Technology		7,190		-	21,569		-	21,568
Student Testing & Assessment		1,500		-	4,500		-	4,500
Field Trips		1,690		-	5,070		-	5,070
Transportation (student)		6,260		-	18,780		-	18,780
Student Services - other		3,658		-	10,974		-	10,974
Office Expense		7,500		-	7,500		-	7,500
Staff Development		3,500		-	10,500		-	10,500
Staff Recruitment				-			-	
Student Recruitment / Marketing				-			-	
School Meals / Lunch				-			-	
Travel (Staff)				-			-	
Fundraising				-			-	
Other		25,154		-	16,928		-	16,691
TOTAL SCHOOL OPERATIONS	-	76,877	-	-	135,046	-	-	134,808
FACILITY OPERATION & MAINTENANCE								
Insurance		21,327		-	21,325		-	21,324
Janitorial				-			-	
Building and Land Rent / Lease / Facility Finance Interest				-			-	
Repairs & Maintenance		21,527		-	21,531		-	21,531
Equipment / Furniture				-			-	
Security				-			-	
Utilities		15,450		-	15,450		-	15,450
TOTAL FACILITY OPERATION & MAINTENANCE	-	58,304	-	-	58,306	-	-	58,305
DEPRECIATION & AMORTIZATION		38,076		-	38,072		-	38,076
RESERVES / CONTINGENCY				-			-	

		KING CENTER CHARTER SCHOOL Budget / Operating Plan 2017-18						
Total Revenue	-	641,721	-	-	1,924,562	-	-	1,924,562
Total Expenses	-	1,041,538	-	-	1,605,011	-	-	1,604,776
Net Income	-	(399,818)	-	-	319,551	-	-	319,786
Actual Student Enrollment	-	459	-	-	459	-	-	459
	Prior Year Actual	1st Quarter - 7/1 - 9/30			2nd Quarter - 10/1 - 12/31			3rd C
	2016-17 Revenue Per Pupil	Original Budget	Revised Budget	Variance	Original Budget	Revised Budget	Variance	Original Budget
TOTAL EXPENSES	-	1,041,538	-	-	1,605,011	-	-	1,604,776
NET INCOME	-	(399,818)	-	-	319,551	-	-	319,786

		2017-18 KING CENTER CHARTER SCHOOL Budget / Operating Plan 2017-18						
Total Revenue	-	641,721	-	-	1,924,562	-	-	1,924,562
Total Expenses	-	1,041,538	-	-	1,605,011	-	-	1,604,776
Net Income	-	(399,818)	-	-	319,551	-	-	319,786
Actual Student Enrollment	-	459	-	-	459	-	-	459
	Prior Year Actual	1st Quarter - 7/1 - 9/30			2nd Quarter - 10/1 - 12/31			3rd Q
	2016-17	Original	Revised		Original	Revised		Original
	Revenue Per Pupil	Budget	Budget	Variance	Budget	Budget	Variance	Budget
ENROLLMENT - *School Districts Are Linked To Above Entries*								
Number of Districts:	-	1	-	-	1	-	-	1
BUFFALO CITY SD	-	459	-	-	459	-	-	459
KENMORE-TONAWANDA UFSD	-	-	-	-	-	-	-	-
CHEEKTOWAGA CSD	-	-	-	-	-	-	-	-
CHEEKTOWAGA-MARYVALE UFSD	-	-	-	-	-	-	-	-
AMHERST CSD	-	-	-	-	-	-	-	-
-	-	-	-	-	-	-	-	-
-	-	-	-	-	-	-	-	-
-	-	-	-	-	-	-	-	-
-	-	-	-	-	-	-	-	-
-	-	-	-	-	-	-	-	-
-	-	-	-	-	-	-	-	-
-	-	-	-	-	-	-	-	-
-	-	-	-	-	-	-	-	-
-	-	-	-	-	-	-	-	-
-	-	-	-	-	-	-	-	-
-	-	-	-	-	-	-	-	-
ALL OTHER School Districts: (Weighted Avg)	-	-	-	-	-	-	-	-
TOTAL ENROLLMENT	-	459	-	-	459	-	-	459
REVENUE PER PUPIL	-	1,398	-	-	4,193	-	-	4,193
EXPENSES PER PUPIL	-	2,269	-	-	3,497	-	-	3,496

Total Revenue		-	-	1,924,561	-	-
Total Expenses		-	-	1,604,510	-	-
Net Income		-	-	320,051	-	-
Actual Student Enrollment		-	-	459	-	-
		3rd Quarter - 1/1 - 3/31			4th Quarter - 4/1 - 6/30	
		Revised Budget	Variance	Original Budget	Revised Budget	Variance
REVENUE		the 'REVISED' Column(s) COMPLETELY BLANK. Selected quarter(s) must be completed on tabs 2, 3 and 4.				
REVENUES FROM STATE SOURCES						
Per Pupil Revenue	2017-18 Per Pupil Rate	25.0%		30.0%	25.0%	
BUFFALO CITY SD	13,005	-	-	1,790,789	-	-
KENMORE-TONAWANDA UFSD	10,477	-	-	-	-	-
CHEEKTOWAGA CSD	11,235	-	-	-	-	-
CHEEKTOWAGA-MARYVALE UFSD	11,433	-	-	-	-	-
AMHERST CSD	11,721	-	-	-	-	-
-	-	-	-	-	-	-
-	-	-	-	-	-	-
-	-	-	-	-	-	-
-	-	-	-	-	-	-
-	-	-	-	-	-	-
-	-	-	-	-	-	-
-	-	-	-	-	-	-
-	-	-	-	-	-	-
-	-	-	-	-	-	-
-	-	-	-	-	-	-
-	-	-	-	-	-	-
-	-	-	-	-	-	-
-	-	-	-	-	-	-
ALL OTHER School Districts: (Weighted Avg)	-	-	-	-	-	-
TOTAL Per Pupil Revenue (Weighted Average Per Pupil Funding)	13,005	-	-	1,790,789	-	-
Special Education Revenue			-	60,690		-
Grants						
Stimulus			-			-
DYCD (Department of Youth and Community Development)			-			-
Other			-			-
NYC DoE Rental Assistance						
Other			-			-
TOTAL REVENUE FROM STATE SOURCES		-	-	1,851,479	-	-
REVENUE FROM FEDERAL FUNDING						
IDEA Special Needs			-			-
Title I			-			-
Title Funding - Other			-	69,782		-
School Food Service (Free Lunch)			-			-
Grants						

Total Revenue	-	-	1,924,561	-	-
Total Expenses	-	-	1,604,510	-	-
Net Income	-	-	320,051	-	-
Actual Student Enrollment	-	-	459	-	-
	Quarter - 1/1 - 3/31		4th Quarter - 4/1 - 6/30		
	Revised Budget	Variance	Original Budget	Revised Budget	Variance
Charter School Program (CSP) Planning & Implementation		-			-
Other		-			-
Other		=			=
TOTAL REVENUE FROM FEDERAL SOURCES	-	-	69,782	-	-
LOCAL and OTHER REVENUE					
Contributions and Donations		-			-
Fundraising		-			-
Erate Reimbursement		-			-
Earnings on Investments		-			-
Interest Income		-	300		-
Food Service (Income from meals)		-			-
Text Book		-			-
OTHER		=	<u>3,000</u>		=
TOTAL REVENUE FROM LOCAL and OTHER SOURCES	-	-	3,300	-	-
TOTAL REVENUE	-	-	1,924,561	-	-

Total Revenue		-	-	1,924,561	-
Total Expenses		-	-	1,604,510	-
Net Income		-	-	320,051	-
Actual Student Enrollment		-	-	459	-
		Quarter - 1/1 - 3/31		4th Quarter - 4/1 - 6/30	
		Revised Budget	Variance	Original Budget	Revised Budget
				Variance	
EXPENSES					
ADMINISTRATIVE STAFF PERSONNEL COSTS		Avg. No. of Positions			
Executive Management	-		-		-
Instructional Management	2.00		-	43,482	-
Deans, Directors & Coordinators	2.00		-	29,513	-
CFO / Director of Finance	1.00		-	22,069	-
Operation / Business Manager	-		-		-
Administrative Staff	2.00		-	22,858	-
TOTAL ADMINISTRATIVE STAFF	7.00	-	-	117,922	-
INSTRUCTIONAL PERSONNEL COSTS					
Teachers - Regular	32.00		-	487,812	-
Teachers - SPED	5.00		-	76,680	-
Substitute Teachers	2.00		-	13,800	-
Teaching Assistants	9.75		-	58,500	-
Specialty Teachers	7.00		-	109,677	-
Aides	-		-		-
Therapists & Counselors	2.00		-	26,387	-
Other	3.00		-	51,016	-
TOTAL INSTRUCTIONAL	60.75	-	-	823,872	-
NON-INSTRUCTIONAL PERSONNEL COSTS					
Nurse	1.00		-	12,126	-
Librarian	1.00		-	11,835	-
Custodian	4.00		-	33,387	-
Security	-		-		-
Other	1.00		-	11,495	-
TOTAL NON-INSTRUCTIONAL	7.00	-	-	68,843	-
SUBTOTAL PERSONNEL SERVICE COSTS					
	74.75	-	-	1,010,637	-
PAYROLL TAXES AND BENEFITS					
Payroll Taxes			-	111,513	-
Fringe / Employee Benefits			-	119,475	-

Total Revenue		-	-	1,924,561	-	-
Total Expenses		-	-	1,604,510	-	-
Net Income		-	-	320,051	-	-
Actual Student Enrollment		-	-	459	-	-
		Quarter - 1/1 - 3/31			4th Quarter - 4/1 - 6/30	
		Revised Budget	Variance	Original Budget	Revised Budget	Variance
Retirement / Pension			-	<u>99,049</u>		-
TOTAL PAYROLL TAXES AND BENEFITS		-	-	330,037	-	-
TOTAL PERSONNEL SERVICE COSTS						
	74.75	-	-	1,340,674	-	-
CONTRACTED SERVICES						
Accounting / Audit			-			-
Legal			-			-
Management Company Fee			-			-
Nurse Services			-			-
Food Service / School Lunch			-			-
Payroll Services			-			-
Special Ed Services			-	19,200		-
Titlement Services (i.e. Title I)			-			-
Other Purchased / Professional / Consulting			-	<u>13,700</u>		-
TOTAL CONTRACTED SERVICES		-	-	32,900	-	-

Total Revenue	-	-	1,924,561	-	-
Total Expenses	-	-	1,604,510	-	-
Net Income	-	-	320,051	-	-
Actual Student Enrollment	-	-	459	-	-
	Quarter - 1/1 - 3/31		4th Quarter - 4/1 - 6/30		
	Revised Budget	Variance	Original Budget	Revised Budget	Variance
SCHOOL OPERATIONS					
Board Expenses		-			-
Classroom / Teaching Supplies & Materials		-	28,200		-
Special Ed Supplies & Materials		-			-
Textbooks / Workbooks		-			-
Supplies & Materials other		-			-
Equipment / Furniture		-			-
Telephone		-	11,025		-
Technology		-	21,566		-
Student Testing & Assessment		-	4,500		-
Field Trips		-	5,070		-
Transportation (student)		-	18,780		-
Student Services - other		-	10,974		-
Office Expense		-	7,500		-
Staff Development		-	10,500		-
Staff Recruitment		-			-
Student Recruitment / Marketing		-			-
School Meals / Lunch		-			-
Travel (Staff)		-			-
Fundraising		-			-
Other		-	<u>16,440</u>		-
TOTAL SCHOOL OPERATIONS	-	-	134,555	-	-
FACILITY OPERATION & MAINTENANCE					
Insurance		-	21,324		-
Janitorial		-			-
Building and Land Rent / Lease / Facility Finance Interest		-			-
Repairs & Maintenance		-	21,531		-
Equipment / Furniture		-			-
Security		-			-
Utilities		-	<u>15,450</u>		-
TOTAL FACILITY OPERATION & MAINTENANCE	-	-	58,305	-	-
DEPRECIATION & AMORTIZATION		-	38,076		-
RESERVES / CONTINGENCY		-			-

Total Revenue	-	-	1,924,561	-	-
Total Expenses	-	-	1,604,510	-	-
Net Income	-	-	320,051	-	-
Actual Student Enrollment	-	-	459	-	-
	Quarter - 1/1 - 3/31		4th Quarter - 4/1 - 6/30		
	Revised		Original	Revised	
	Budget	Variance	Budget	Budget	Variance
TOTAL EXPENSES	-	-	<u>1,604,510</u>	-	-
NET INCOME	-	-	<u>320,051</u>	-	-

Total Revenue	-	-	1,924,561	-	-
Total Expenses	-	-	1,604,510	-	-
Net Income	Quarter - 1/1 - 3/31		320,051	-	-
Actual Student Enrollment	-	-	459	-	-
	Quarter - 1/1 - 3/31		4th Quarter - 4/1 - 6/30		
	Revised		Original	Revised	
	Budget	Variance	Budget	Budget	Variance
ENROLLMENT - *School Districts Are Linked To Above Entries*					
Number of Districts:	-	-	1	-	-
BUFFALO CITY SD	-	-	459	-	-
KENMORE-TONAWANDA UFSD	-	-	-	-	-
CHEEKTOWAGA CSD	-	-	-	-	-
CHEEKTOWAGA-MARYVALE UFSD	-	-	-	-	-
AMHERST CSD	-	-	-	-	-
-	-	-	-	-	-
-	-	-	-	-	-
-	-	-	-	-	-
-	-	-	-	-	-
-	-	-	-	-	-
-	-	-	-	-	-
-	-	-	-	-	-
-	-	-	-	-	-
-	-	-	-	-	-
-	-	-	-	-	-
-	-	-	-	-	-
-	-	-	-	-	-
ALL OTHER School Districts: (Weighted Avg)	-	-	-	-	-
TOTAL ENROLLMENT	=	=	459	=	=
REVENUE PER PUPIL	=	=	4,193	=	=
EXPENSES PER PUPIL	=	=	3,496	=	=

KING CENTER CHARTER SCHOOL
Budget / Operating Plan
2017-18

Total Revenue	6,415,404	6,415,404	-	6,415,404	6,415,404
Total Expenses	5,855,835	5,855,835	-	(5,855,835)	(5,855,835)
Net Income	559,569	559,569	-	559,569	559,569
Actual Student Enrollment					

	Total Year			VARIANCE	
	Original Budget	Revised Budget	Variance	Original Budget vs. PY Budget	Revised Budget vs. PY Budget

DESCRIPTION OF ASSUMPTIONS

REVENUE

REVENUES FROM STATE SOURCES

Per Pupil Revenue

2017-18
Per Pupil Rate

BUFFALO CITY SD	13,005	5,969,295	5,969,295	-	5,969,295	5,969,295
KENMORE-TONAWANDA UFSD	10,477	-	-	-	-	-
CHEEKTOWAGA CSD	11,235	-	-	-	-	-
CHEEKTOWAGA-MARYVALE UFSD	11,433	-	-	-	-	-
AMHERST CSD	11,721	-	-	-	-	-
-	-	-	-	-	-	-
-	-	-	-	-	-	-
-	-	-	-	-	-	-
-	-	-	-	-	-	-
-	-	-	-	-	-	-
-	-	-	-	-	-	-
-	-	-	-	-	-	-
-	-	-	-	-	-	-
-	-	-	-	-	-	-
-	-	-	-	-	-	-
-	-	-	-	-	-	-
-	-	-	-	-	-	-
ALL OTHER School Districts: (Weighted Avg)	-	-	-	-	-	-
TOTAL Per Pupil Revenue (Weighted Average Per Pupil Funding)	13,005	5,969,295	5,969,295	-	5,969,295	5,969,295
Special Education Revenue		202,300	202,300	-	202,300	202,300
Grants						
Stimulus		-	-	-	-	-
DYCD (Department of Youth and Community Development)		-	-	-	-	-
Other		-	-	-	-	-
NYC DoE Rental Assistance		-	-	-	-	-
Other		-	-	-	-	-
TOTAL REVENUE FROM STATE SOURCES		6,171,595	6,171,595	-	6,171,595	6,171,595
REVENUE FROM FEDERAL FUNDING						
IDEA Special Needs		-	-	-	-	-
Title I		-	-	-	-	-
Title Funding - Other		232,609	232,609	-	232,609	232,609
School Food Service (Free Lunch)		-	-	-	-	-
Grants						

		KING CENTER CHARTER SCHOOL					DESCRIPTION OF ASSUMPTIONS
		Budget / Operating Plan					
					2017-18		
		6,415,404	6,415,404	-	6,415,404	6,415,404	
Total Revenue		6,415,404	6,415,404	-	6,415,404	6,415,404	
Total Expenses		5,855,835	5,855,835	-	(5,855,835)	(5,855,835)	
Net Income		559,569	559,569	-	559,569	559,569	
Actual Student Enrollment							
		Total Year			VARIANCE		
		Original Budget	Revised Budget	Variance	Original Budget vs. PY Budget	Revised Budget vs. PY Budget	
Charter School Program (CSP) Planning & Implementation		-	-	-	-	-	
Other		-	-	-	-	-	
Other		-	-	-	-	-	
TOTAL REVENUE FROM FEDERAL SOURCES		232,609	232,609	-	232,609	232,609	
LOCAL and OTHER REVENUE							
Contributions and Donations		-	-	-	-	-	
Fundraising		-	-	-	-	-	
Erate Reimbursement		-	-	-	-	-	
Earnings on Investments		-	-	-	-	-	
Interest Income		1,200	1,200	-	1,200	1,200	
Food Service (Income from meals)		-	-	-	-	-	
Text Book		-	-	-	-	-	
OTHER		<u>10,000</u>	<u>10,000</u>	<u>-</u>	<u>10,000</u>	<u>10,000</u>	
TOTAL REVENUE FROM LOCAL and OTHER SOURCES		11,200	11,200	-	11,200	11,200	
TOTAL REVENUE		<u>6,415,404</u>	<u>6,415,404</u>	-	<u>6,415,404</u>	<u>6,415,404</u>	

		KING CENTER CHARTER SCHOOL					DESCRIPTION OF ASSUMPTIONS
		Budget / Operating Plan			2017-18		
		6,415,404	6,415,404	-	6,415,404	6,415,404	
		5,855,835	5,855,835	-	(5,855,835)	(5,855,835)	
		559,569	559,569	-	559,569	559,569	
		Total Year			VARIANCE		
		Original Budget	Revised Budget	Variance	Original Budget vs. PY Budget	Revised Budget vs. PY Budget	
Total Revenue		6,415,404	6,415,404	-	6,415,404	6,415,404	
Total Expenses		5,855,835	5,855,835	-	(5,855,835)	(5,855,835)	
Net Income		559,569	559,569	-	559,569	559,569	
Actual Student Enrollment							
EXPENSES							
ADMINISTRATIVE STAFF PERSONNEL COSTS							
	Avg. No. of Positions						
Executive Management	-	-	-	-	-	-	
Instructional Management	2.00	173,928	173,928	-	(173,928)	(173,928)	
Deans, Directors & Coordinators	2.00	110,107	110,107	-	(110,107)	(110,107)	
CFO / Director of Finance	1.00	88,276	88,276	-	(88,276)	(88,276)	
Operation / Business Manager	-	-	-	-	-	-	
Administrative Staff	2.00	91,432	91,432	-	(91,432)	(91,432)	
TOTAL ADMINISTRATIVE STAFF	7.00	463,743	463,743	-	(463,743)	(463,743)	
INSTRUCTIONAL PERSONNEL COSTS							
Teachers - Regular	32.00	1,707,340	1,707,340	-	(1,707,340)	(1,707,340)	
Teachers - SPED	5.00	268,380	268,380	-	(268,380)	(268,380)	
Substitute Teachers	2.00	46,000	46,000	-	(46,000)	(46,000)	
Teaching Assistants	9.75	195,000	195,000	-	(195,000)	(195,000)	
Specialty Teachers	7.00	383,868	383,868	-	(383,868)	(383,868)	
Aides	-	-	-	-	-	-	
Therapists & Counselors	2.00	105,548	105,548	-	(105,548)	(105,548)	
Other	3.00	204,064	204,064	-	(204,064)	(204,064)	
TOTAL INSTRUCTIONAL	60.75	2,910,200	2,910,200	-	(2,910,200)	(2,910,200)	
NON-INSTRUCTIONAL PERSONNEL COSTS							
Nurse	1.00	42,439	42,439	-	(42,439)	(42,439)	
Librarian	1.00	41,422	41,422	-	(41,422)	(41,422)	
Custodian	4.00	133,548	133,548	-	(133,548)	(133,548)	
Security	-	-	-	-	-	-	
Other	1.00	45,977	45,977	-	(45,977)	(45,977)	
TOTAL NON-INSTRUCTIONAL	7.00	263,386	263,386	-	(263,386)	(263,386)	
SUBTOTAL PERSONNEL SERVICE COSTS		74.75	3,637,329	3,637,329	-	(3,637,329)	
PAYROLL TAXES AND BENEFITS							
Payroll Taxes		400,100	400,100	-	(400,100)	(400,100)	
Fringe / Employee Benefits		477,900	477,900	-	(477,900)	(477,900)	

KING CENTER CHARTER SCHOOL
Budget / Operating Plan
2017-18

	Total Year			VARIANCE	
	Original Budget	Revised Budget	Variance	Original Budget vs. PY Budget	Revised Budget vs. PY Budget
	Total Revenue	6,415,404	6,415,404	-	6,415,404
Total Expenses	5,855,835	5,855,835	-	(5,855,835)	(5,855,835)
Net Income	559,569	559,569	-	559,569	559,569
Actual Student Enrollment					
Retirement / Pension	<u>356,500</u>	<u>356,500</u>	-	(356,500)	(356,500)
TOTAL PAYROLL TAXES AND BENEFITS	1,234,500	1,234,500	-	(1,234,500)	(1,234,500)
TOTAL PERSONNEL SERVICE COSTS	4,871,829	4,871,829	-	(4,871,829)	(4,871,829)
CONTRACTED SERVICES					
Accounting / Audit	-	-	-	-	-
Legal	-	-	-	-	-
Management Company Fee	-	-	-	-	-
Nurse Services	-	-	-	-	-
Food Service / School Lunch	-	-	-	-	-
Payroll Services	-	-	-	-	-
Special Ed Services	64,000	64,000	-	(64,000)	(64,000)
Titlement Services (i.e. Title I)	-	-	-	-	-
Other Purchased / Professional / Consulting	<u>53,200</u>	<u>53,200</u>	-	(53,200)	(53,200)
TOTAL CONTRACTED SERVICES	117,200	117,200	-	(117,200)	(117,200)

DESCRIPTION OF ASSUMPTIONS

74.75

KING CENTER CHARTER SCHOOL
Budget / Operating Plan
2017-18

Total Revenue	6,415,404	6,415,404	-	6,415,404	6,415,404
Total Expenses	5,855,835	5,855,835	-	(5,855,835)	(5,855,835)
Net Income	559,569	559,569	-	559,569	559,569
Actual Student Enrollment					

	Total Year			VARIANCE	
	Original Budget	Revised Budget	Variance	Original Budget vs. PY Budget	Revised Budget vs. PY Budget

DESCRIPTION OF ASSUMPTIONS

SCHOOL OPERATIONS

Board Expenses	-	-	-	-	-
Classroom / Teaching Supplies & Materials	94,000	94,000	-	(94,000)	(94,000)
Special Ed Supplies & Materials	-	-	-	-	-
Textbooks / Workbooks	-	-	-	-	-
Supplies & Materials other	-	-	-	-	-
Equipment / Furniture	-	-	-	-	-
Telephone	44,100	44,100	-	(44,100)	(44,100)
Technology	71,893	71,893	-	(71,893)	(71,893)
Student Testing & Assessment	15,000	15,000	-	(15,000)	(15,000)
Field Trips	16,900	16,900	-	(16,900)	(16,900)
Transportation (student)	62,600	62,600	-	(62,600)	(62,600)
Student Services - other	36,580	36,580	-	(36,580)	(36,580)
Office Expense	30,000	30,000	-	(30,000)	(30,000)
Staff Development	35,000	35,000	-	(35,000)	(35,000)
Staff Recruitment	-	-	-	-	-
Student Recruitment / Marketing	-	-	-	-	-
School Meals / Lunch	-	-	-	-	-
Travel (Staff)	-	-	-	-	-
Fundraising	-	-	-	-	-
Other	75,213	75,213	-	(75,213)	(75,213)
TOTAL SCHOOL OPERATIONS	481,286	481,286	-	(481,286)	(481,286)

FACILITY OPERATION & MAINTENANCE

Insurance	85,300	85,300	-	(85,300)	(85,300)
Janitorial	-	-	-	-	-
Building and Land Rent / Lease / Facility Finance Interest	-	-	-	-	-
Repairs & Maintenance	86,120	86,120	-	(86,120)	(86,120)
Equipment / Furniture	-	-	-	-	-
Security	-	-	-	-	-
Utilities	61,800	61,800	-	(61,800)	(61,800)
TOTAL FACILITY OPERATION & MAINTENANCE	233,220	233,220	-	(233,220)	(233,220)

DEPRECIATION & AMORTIZATION

	152,300	152,300	-	(152,300)	(152,300)
--	---------	---------	---	-----------	-----------

RESERVES / CONTINGENCY

	-	-	-	-	-
--	---	---	---	---	---

KING CENTER CHARTER SCHOOL
Budget / Operating Plan
2017-18

Total Revenue	6,415,404	6,415,404	-	6,415,404	6,415,404
Total Expenses	5,855,835	5,855,835	-	(5,855,835)	(5,855,835)
Net Income	559,569	559,569	-	559,569	559,569
Actual Student Enrollment					
	Total Year			VARIANCE	
	Original Budget	Revised Budget	Variance	Original Budget vs. PY Budget	Revised Budget vs. PY Budget
TOTAL EXPENSES	5,855,835	5,855,835	-	(5,855,835)	(5,855,835)
NET INCOME	559,569	559,569	-	559,569	559,569

DESCRIPTION OF ASSUMPTIONS

**KING CENTER CHARTER SCHOOL
BALANCE SHEET
2017-18**

	<u>Prior Year</u>	Q1	Q2	Q3	Q4
	<u>2016-17</u>	<u>As of 9/30</u>	<u>As of 12/31</u>	<u>As of 3/31</u>	<u>As of 6/30</u>
<u>ASSETS</u>					
<u>CURRENT ASSETS</u>					
Cash and cash equivalents	-	-	-	-	-
Grants and contracts receivable	-	-	-	-	-
Accounts receivables	-	-	-	-	-
Prepaid Expenses	-	-	-	-	-
Contributions and other receivables	-	-	-	-	-
TOTAL CURRENT ASSETS	-	-	-	-	-
<u>PROPERTY, BUILDING AND EQUIPMENT, net</u>	-	-	-	-	-
<u>OTHER ASSETS</u>	-	-	-	-	-
TOTAL ASSETS	-	-	-	-	-
<u>LIABILITIES AND NET ASSETS</u>					
<u>CURRENT LIABILITIES</u>					
Accounts payable and accrued expenses	-	-	-	-	-
Accrued payroll and benefits	-	-	-	-	-
Deferred Revenue	-	-	-	-	-
Current maturities of long-term debt	-	-	-	-	-
Short Term Debt - Bonds, Notes Payable	-	-	-	-	-
Other	-	-	-	-	-
TOTAL CURRENT LIABILITIES	-	-	-	-	-
<u>LONG-TERM DEBT and NOTES PAYABLE, net current maturities</u>	-	-	-	-	-
TOTAL LIABILITIES	-	-	-	-	-
<u>NET ASSETS</u>					
Unrestricted	-	-	-	-	-
Temporarily restricted	-	-	-	-	-
TOTAL NET ASSETS	-	-	-	-	-
TOTAL LIABILITIES AND NET ASSETS	-	-	-	-	-

KING CENTER CHARTER SC
Budget / Operating Plan

2017-18

Total Revenue	-	641,721	-	-	1,924,562	-	-
Total Expenses	-	1,041,538	-	-	1,605,011	-	-
Net Income	-	(399,818)	-	-	319,551	-	-
Actual Student Enrollment	-	459	-	-	459	-	-

	1st Quarter - 7/1 - 9/30			2nd Quarter - 10/1 - 12/31			3rd Q
*NOTE: Enrollment, Revenue and Expenditure Data IN the 'Total and Variance Analysis' Section is Based on LAST ACTUAL Quarter Completed	Actual	Current Budget	Variance	Actual	Current Budget	Variance	Actual

REVENUE							
REVENUES FROM STATE SOURCES							
Per Pupil Revenue	CY Per Pupil Rate						
BUFFALO CITY SD	13,005	596,930	-	-	1,790,789	-	-
KENMORE-TONAWANDA UFSD	10,477	-	-	-	-	-	-
CHEEKTOWAGA CSD	11,235	-	-	-	-	-	-
CHEEKTOWAGA-MARYVALE UFSD	11,433	-	-	-	-	-	-
AMHERST CSD	11,721	-	-	-	-	-	-
-	-	-	-	-	-	-	-
-	-	-	-	-	-	-	-
-	-	-	-	-	-	-	-
-	-	-	-	-	-	-	-
-	-	-	-	-	-	-	-
-	-	-	-	-	-	-	-
-	-	-	-	-	-	-	-
-	-	-	-	-	-	-	-
-	-	-	-	-	-	-	-
-	-	-	-	-	-	-	-
-	-	-	-	-	-	-	-
-	-	-	-	-	-	-	-
ALL OTHER School Districts: (Count = 0)	-	-	-	-	-	-	-
TOTAL Per Pupil Revenue (Weighted Average Per Pupil Funding)	13,005	-	596,930	-	-	1,790,789	-
Special Education Revenue		20,230	-	-	60,690	-	-
Grants							
Stimulus		-	-	-	-	-	-
DYCD (Department of Youth and Community Development)		-	-	-	-	-	-
Other		-	-	-	-	-	-
NYC DoE Rental Assistance		-	-	-	-	-	-
Other		-	-	-	-	-	-
TOTAL REVENUE FROM STATE SOURCES		-	617,160	-	-	1,851,479	-
REVENUE FROM FEDERAL FUNDING							
IDEA Special Needs		-	-	-	-	-	-
Title I		-	-	-	-	-	-
Title Funding - Other		23,261	-	-	69,783	-	-
School Food Service (Free Lunch)		-	-	-	-	-	-
Grants							
Charter School Program (CSP) Planning & Implementation		-	-	-	-	-	-
Other		-	-	-	-	-	-

KING CENTER CHARTER SC
Budget / Operating Plan

2017-18

Total Revenue	-	641,721	-	-	1,924,562	-	-
Total Expenses	-	1,041,538	-	-	1,605,011	-	-
Net Income	-	(399,818)	-	-	319,551	-	-
Actual Student Enrollment	-	459	-	-	459	-	-

	1st Quarter - 7/1 - 9/30			2nd Quarter - 10/1 - 12/31			3rd Q
	Actual	Current Budget	Variance	Actual	Current Budget	Variance	Actual
	*NOTE: Enrollment, Revenue and Expenditure Data IN the 'Total and Variance Analysis' Section is Based on LAST ACTUAL Quarter Completed						
Other		-	-		-	-	
TOTAL REVENUE FROM FEDERAL SOURCES	-	23,261	-	-	69,783	-	-
LOCAL and OTHER REVENUE							
Contributions and Donations		-	-		-	-	
Fundraising		-	-		-	-	
Erate Reimbursement		-	-		-	-	
Earnings on Investments		-	-		-	-	
Interest Income		300	-		300	-	
Food Service (Income from meals)		-	-		-	-	
Text Book		-	-		-	-	
OTHER		<u>1,000</u>	-		<u>3,000</u>	-	
TOTAL REVENUE FROM LOCAL and OTHER SOURCES	-	1,300	-	-	3,300	-	-
TOTAL REVENUE	-	641,721	-	-	1,924,562	-	-

**KING CENTER CHARTER SC
Budget / Operating Plan**

2017-18

Total Revenue	-	641,721	-	-	1,924,562	-	-
Total Expenses	-	1,041,538	-	-	1,605,011	-	-
Net Income	-	(399,818)	-	-	319,551	-	-
Actual Student Enrollment	-	459	-	-	459	-	-

*NOTE: Enrollment, Revenue and Expenditure Data IN the 'Total and Variance Analysis' Section is Based on LAST ACTUAL Quarter Completed	1st Quarter - 7/1 - 9/30			2nd Quarter - 10/1 - 12/31			3rd Quarter
	Actual	Current Budget	Variance	Actual	Current Budget	Variance	Actual

EXPENSES

Quarter 0

ADMINISTRATIVE STAFF PERSONNEL COSTS

No. of Positions

Executive Management	-	-	-	-	-	-	-
Instructional Management	-	43,482	-	-	43,482	-	-
Deans, Directors & Coordinators	-	21,568	-	-	29,513	-	-
CFO / Director of Finance	-	22,069	-	-	22,069	-	-
Operation / Business Manager	-	-	-	-	-	-	-
Administrative Staff	-	22,858	-	-	22,858	-	-
TOTAL ADMINISTRATIVE STAFF	-	109,977	-	-	117,922	-	-

INSTRUCTIONAL PERSONNEL COSTS

Teachers - Regular	-	243,904	-	-	487,812	-	-
Teachers - SPED	-	38,340	-	-	76,680	-	-
Substitute Teachers	-	4,600	-	-	13,800	-	-
Teaching Assistants	-	19,500	-	-	58,500	-	-
Specialty Teachers	-	54,837	-	-	109,677	-	-
Aides	-	-	-	-	-	-	-
Therapists & Counselors	-	26,387	-	-	26,387	-	-
Other	-	51,016	-	-	51,016	-	-
TOTAL INSTRUCTIONAL	-	438,584	-	-	823,872	-	-

NON-INSTRUCTIONAL PERSONNEL COSTS

Nurse	-	6,061	-	-	12,126	-	-
Librarian	-	5,917	-	-	11,835	-	-
Custodian	-	33,387	-	-	33,387	-	-
Security	-	-	-	-	-	-	-
Other	-	11,494	-	-	11,494	-	-
TOTAL NON-INSTRUCTIONAL	-	56,859	-	-	68,842	-	-

SUBTOTAL PERSONNEL SERVICE COSTS

	-	605,420	-	-	1,010,636	-	-
--	---	---------	---	---	-----------	---	---

PAYROLL TAXES AND BENEFITS

Payroll Taxes	-	65,541	-	-	111,523	-	-
Fringe / Employee Benefits	-	119,475	-	-	119,475	-	-
Retirement / Pension	-	59,345	-	-	99,053	-	-
TOTAL PAYROLL TAXES AND BENEFITS	-	244,361	-	-	330,051	-	-

TOTAL PERSONNEL SERVICE COSTS

	-	849,781	-	-	1,340,687	-	-
--	---	---------	---	---	-----------	---	---

KING CENTER CHARTER SC
Budget / Operating Plan

2017-18

Total Revenue	-	641,721	-	-	1,924,562	-	-
Total Expenses	-	1,041,538	-	-	1,605,011	-	-
Net Income	-	(399,818)	-	-	319,551	-	-
Actual Student Enrollment	-	459	-	-	459	-	-

*NOTE: Enrollment, Revenue and Expenditure Data IN the 'Total and Variance Analysis' Section is Based on LAST ACTUAL Quarter Completed	1st Quarter - 7/1 - 9/30			2nd Quarter - 10/1 - 12/31			3rd Quarter
	Actual	Current Budget	Variance	Actual	Current Budget	Variance	Actual
	CONTRACTED SERVICES						
Accounting / Audit	-	-	-	-	-	-	-
Legal	-	-	-	-	-	-	-
Management Company Fee	-	-	-	-	-	-	-
Nurse Services	-	-	-	-	-	-	-
Food Service / School Lunch	-	-	-	-	-	-	-
Payroll Services	-	-	-	-	-	-	-
Special Ed Services	-	6,400	-	-	19,200	-	-
Titlement Services (i.e. Title I)	-	-	-	-	-	-	-
Other Purchased / Professional / Consulting	-	12,100	-	-	13,700	-	-
TOTAL CONTRACTED SERVICES	-	18,500	-	-	32,900	-	-

KING CENTER CHARTER SC
Budget / Operating Plan

2017-18

Total Revenue	-	641,721	-	-	1,924,562	-	-
Total Expenses	-	1,041,538	-	-	1,605,011	-	-
Net Income	-	(399,818)	-	-	319,551	-	-
Actual Student Enrollment	-	459	-	-	459	-	-

	1st Quarter - 7/1 - 9/30			2nd Quarter - 10/1 - 12/31			3rd Quarter
*NOTE: Enrollment, Revenue and Expenditure Data IN the 'Total and Variance Analysis' Section is Based on LAST ACTUAL Quarter Completed	Actual	Current Budget	Variance	Actual	Current Budget	Variance	Actual

SCHOOL OPERATIONS

Board Expenses		-	-		-	-	
Classroom / Teaching Supplies & Materials		9,400	-		28,200	-	
Special Ed Supplies & Materials		-	-		-	-	
Textbooks / Workbooks		-	-		-	-	
Supplies & Materials other		-	-		-	-	
Equipment / Furniture		-	-		-	-	
Telephone		11,025	-		11,025	-	
Technology		7,190	-		21,569	-	
Student Testing & Assessment		1,500	-		4,500	-	
Field Trips		1,690	-		5,070	-	
Transportation (student)		6,260	-		18,780	-	
Student Services - other		3,658	-		10,974	-	
Office Expense		7,500	-		7,500	-	
Staff Development		3,500	-		10,500	-	
Staff Recruitment		-	-		-	-	
Student Recruitment / Marketing		-	-		-	-	
School Meals / Lunch		-	-		-	-	
Travel (Staff)		-	-		-	-	
Fundraising		-	-		-	-	
Other		<u>25,154</u>	-		<u>16,928</u>	-	
TOTAL SCHOOL OPERATIONS		-	<u>76,877</u>	-	-	<u>135,046</u>	-

FACILITY OPERATION & MAINTENANCE

Insurance		21,327	-		21,325	-	
Janitorial		-	-		-	-	
Building and Land Rent / Lease / Facility Finance Interest		-	-		-	-	
Repairs & Maintenance		21,527	-		21,531	-	
Equipment / Furniture		-	-		-	-	
Security		-	-		-	-	
Utilities		<u>15,450</u>	-		<u>15,450</u>	-	
TOTAL FACILITY OPERATION & MAINTENANCE		-	<u>58,304</u>	-	-	<u>58,306</u>	-

DEPRECIATION & AMORTIZATION

RESERVES / CONTINGENCY		38,076	-		38,072	-	
		-	-		-	-	

TOTAL EXPENSES	-	<u>1,041,538</u>	-	-	<u>1,605,011</u>	-	-
-----------------------	---	------------------	---	---	------------------	---	---

KING CENTER CHARTER SC
Budget / Operating Plan

2017-18

Total Revenue	-	641,721	-	-	1,924,562	-	-	
Total Expenses	-	1,041,538	-	-	1,605,011	-	-	
Net Income	-	(399,818)	-	-	319,551	-	-	
Actual Student Enrollment	-	459	-	-	459	-	-	
				1st Quarter - 7/1 - 9/30	2nd Quarter - 10/1 - 12/31			3rd Q
*NOTE: Enrollment, Revenue and Expenditure Data IN the 'Total and Variance Analysis' Section is Based on LAST ACTUAL Quarter Completed								
	Actual	Current Budget	Variance	Actual	Current Budget	Variance	Actual	
NET INCOME	-	(399,818)	-	-	319,551	-	-	

Total Revenue	-	641,721	-	-	1,924,562	-	-
Total Expenses	-	1,041,538	-	-	1,605,011	-	-
Net Income	-	(399,818)	-	-	319,551	-	-
Actual Student Enrollment	-	459	-	-	459	-	-

3rd C

***NOTE: Enrollment, Revenue and Expenditure Data IN the 'Total and Variance Analysis' Section is Based on LAST ACTUAL Quarter Completed**

1st Quarter - 7/1 - 9/30			2nd Quarter - 10/1 - 12/31			3rd C
Actual	Current Budget	Variance	Actual	Current Budget	Variance	Actual

ENROLLMENT - *School Districts Are Linked To Above Entries*						
BUFFALO CITY SD	-	459	-	-	459	-
KENMORE-TONAWANDA UFSD	-	-	-	-	-	-
CHEEKTOWAGA CSD	-	-	-	-	-	-
CHEEKTOWAGA-MARYVALE UFSD	-	-	-	-	-	-
AMHERST CSD	-	-	-	-	-	-
-	-	-	-	-	-	-
-	-	-	-	-	-	-
-	-	-	-	-	-	-
-	-	-	-	-	-	-
-	-	-	-	-	-	-
-	-	-	-	-	-	-
-	-	-	-	-	-	-
-	-	-	-	-	-	-
-	-	-	-	-	-	-
-	-	-	-	-	-	-
-	-	-	-	-	-	-
-	-	-	-	-	-	-
-	-	-	-	-	-	-
ALL OTHER School Districts: (Count = 0)	-	-	-	-	-	-
TOTAL ENROLLMENT	-	459	-	-	459	-
REVENUE PER PUPIL	-	1,398	-	-	4,193	-
EXPENSES PER PUPIL	-	2,269	-	-	3,497	-

**SCHOOL
n**

Total Revenue	1,924,562	-	-	1,924,561	-
Total Expenses	1,604,776	-	-	1,604,510	-
Net Income	319,786	-	-	320,051	-
Actual Student Enrollment	459	-	-	459	-

<p style="text-align: center;">*NOTE: Enrollment, Revenue and Expenditure Data IN the 'Total and Variance Analysis' Section is Based on LAST ACTUAL Quarter Completed</p>	Quarter - 1/1 - 3/31		4th Quarter - 4/1 - 6/30		
	Current Budget	Variance	Actual	Current Budget	Variance

REVENUE

REVENUES FROM STATE SOURCES

Per Pupil Revenue CY Per Pupil Rate

BUFFALO CITY SD	13,005	1,790,789	-		1,790,789	-
KENMORE-TONAWANDA UFSD	10,477	-	-		-	-
CHEEKTOWAGA CSD	11,235	-	-		-	-
CHEEKTOWAGA-MARYVALE UFSD	11,433	-	-		-	-
AMHERST CSD	11,721	-	-		-	-
-	-	-	-		-	-
-	-	-	-		-	-
-	-	-	-		-	-
-	-	-	-		-	-
-	-	-	-		-	-
-	-	-	-		-	-
-	-	-	-		-	-
-	-	-	-		-	-
-	-	-	-		-	-
-	-	-	-		-	-
-	-	-	-		-	-
ALL OTHER School Districts: (Count = 0)	-	-	-		-	-
TOTAL Per Pupil Revenue (Weighted Average Per Pupil Funding)	13,005	1,790,789	-	-	1,790,789	-

Special Education Revenue		60,690	-		60,690	-
Grants						
Stimulus		-	-		-	-
DYCD (Department of Youth and Community Development)		-	-		-	-
Other		-	-		-	-
NYC DoE Rental Assistance		-	-		-	-
Other		-	-		-	-
TOTAL REVENUE FROM STATE SOURCES		1,851,479	-	-	1,851,479	-

REVENUE FROM FEDERAL FUNDING

IDEA Special Needs		-	-		-	-
Title I		-	-		-	-
Title Funding - Other		69,783	-		69,782	-
School Food Service (Free Lunch)		-	-		-	-
Grants						
Charter School Program (CSP) Planning & Implementation		-	-		-	-
Other		-	-		-	-

**SCHOOL
n**

Total Revenue	1,924,562	-	-	1,924,561	-
Total Expenses	1,604,776	-	-	1,604,510	-
Net Income	319,786	-	-	320,051	-
Actual Student Enrollment	459	-	-	459	-
	Quarter - 1/1 - 3/31		4th Quarter - 4/1 - 6/30		
*NOTE: Enrollment, Revenue and Expenditure Data IN the 'Total and Variance Analysis' Section is Based on LAST ACTUAL Quarter Completed	Current			Current	
	Budget	Variance	Actual	Budget	Variance
Other	-	-		-	-
TOTAL REVENUE FROM FEDERAL SOURCES	69,783	-	-	69,782	-
LOCAL and OTHER REVENUE					
Contributions and Donations	-	-		-	-
Fundraising	-	-		-	-
Erate Reimbursement	-	-		-	-
Earnings on Investments	-	-		-	-
Interest Income	300	-		300	-
Food Service (Income from meals)	-	-		-	-
Text Book	-	-		-	-
OTHER	<u>3,000</u>	-		<u>3,000</u>	-
TOTAL REVENUE FROM LOCAL and OTHER SOURCES	<u>3,300</u>	-	-	<u>3,300</u>	-
TOTAL REVENUE	<u>1,924,562</u>	-	-	<u>1,924,561</u>	-

SCHOOL
n

Total Revenue	1,924,562	-	-	1,924,561	-
Total Expenses	1,604,776	-	-	1,604,510	-
Net Income	319,786	-	-	320,051	-
Actual Student Enrollment	459	-	-	459	-

*NOTE: Enrollment, Revenue and Expenditure Data IN the 'Total and Variance Analysis' Section is Based on LAST ACTUAL Quarter Completed	Quarter - 1/1 - 3/31		4th Quarter - 4/1 - 6/30		
	Current Budget	Variance	Actual	Current Budget	Variance

EXPENSES	Quarter 0 No. of Positions				
ADMINISTRATIVE STAFF PERSONNEL COSTS					
Executive Management	-	-		-	-
Instructional Management	-	43,482	-	43,482	-
Deans, Directors & Coordinators	-	29,513	-	29,513	-
CFO / Director of Finance	-	22,069	-	22,069	-
Operation / Business Manager	-	-	-	-	-
Administrative Staff	-	<u>22,858</u>	-	<u>22,858</u>	-
TOTAL ADMINISTRATIVE STAFF	-	117,922	-	117,922	-
INSTRUCTIONAL PERSONNEL COSTS					
Teachers - Regular	-	487,812	-	487,812	-
Teachers - SPED	-	76,680	-	76,680	-
Substitute Teachers	-	13,800	-	13,800	-
Teaching Assistants	-	58,500	-	58,500	-
Specialty Teachers	-	109,677	-	109,677	-
Aides	-	-	-	-	-
Therapists & Counselors	-	26,387	-	26,387	-
Other	-	<u>51,016</u>	-	<u>51,016</u>	-
TOTAL INSTRUCTIONAL	-	823,872	-	823,872	-
NON-INSTRUCTIONAL PERSONNEL COSTS					
Nurse	-	12,126	-	12,126	-
Librarian	-	11,835	-	11,835	-
Custodian	-	33,387	-	33,387	-
Security	-	-	-	-	-
Other	-	<u>11,494</u>	-	<u>11,495</u>	-
TOTAL NON-INSTRUCTIONAL	-	68,842	-	68,843	-
SUBTOTAL PERSONNEL SERVICE COSTS	-	1,010,636	-	1,010,637	-
PAYROLL TAXES AND BENEFITS					
Payroll Taxes		111,523	-	111,513	-
Fringe / Employee Benefits		119,475	-	119,475	-
Retirement / Pension		<u>99,053</u>	-	<u>99,049</u>	-
TOTAL PAYROLL TAXES AND BENEFITS		330,051	-	330,037	-
TOTAL PERSONNEL SERVICE COSTS	-	1,340,687	-	1,340,674	-

SCHOOL n					
Total Revenue	1,924,562	-	-	1,924,561	-
Total Expenses	1,604,776	-	-	1,604,510	-
Net Income	319,786	-	-	320,051	-
Actual Student Enrollment	459	-	-	459	-
	Quarter - 1/1 - 3/31		4th Quarter - 4/1 - 6/30		
*NOTE: Enrollment, Revenue and Expenditure Data IN the 'Total and Variance Analysis' Section is Based on LAST ACTUAL Quarter Completed	SCHOOL n			Current	
	Budget	Variance	Actual	Budget	Variance
CONTRACTED SERVICES					
Accounting / Audit	-	-		-	-
Legal	-	-		-	-
Management Company Fee	-	-		-	-
Nurse Services	-	-		-	-
Food Service / School Lunch	-	-		-	-
Payroll Services	-	-		-	-
Special Ed Services	19,200	-		19,200	-
Titlement Services (i.e. Title I)	-	-		-	-
Other Purchased / Professional / Consulting	<u>13,700</u>	-		<u>13,700</u>	-
TOTAL CONTRACTED SERVICES	<u>32,900</u>	-	-	<u>32,900</u>	-

SCHOOL
n

Total Revenue	1,924,562	-	-	1,924,561	-
Total Expenses	1,604,776	-	-	1,604,510	-
Net Income	319,786	-	-	320,051	-
Actual Student Enrollment	459	-	-	459	-

*NOTE: Enrollment, Revenue and Expenditure Data IN the 'Total and Variance Analysis' Section is Based on LAST ACTUAL Quarter Completed	Quarter - 1/1 - 3/31		4th Quarter - 4/1 - 6/30		
	Current Budget	Variance	Actual	Current Budget	Variance

SCHOOL OPERATIONS	Current Budget	Variance	Actual	Current Budget	Variance
Board Expenses	-	-	-	-	-
Classroom / Teaching Supplies & Materials	28,200	-	-	28,200	-
Special Ed Supplies & Materials	-	-	-	-	-
Textbooks / Workbooks	-	-	-	-	-
Supplies & Materials other	-	-	-	-	-
Equipment / Furniture	-	-	-	-	-
Telephone	11,025	-	-	11,025	-
Technology	21,568	-	-	21,566	-
Student Testing & Assessment	4,500	-	-	4,500	-
Field Trips	5,070	-	-	5,070	-
Transportation (student)	18,780	-	-	18,780	-
Student Services - other	10,974	-	-	10,974	-
Office Expense	7,500	-	-	7,500	-
Staff Development	10,500	-	-	10,500	-
Staff Recruitment	-	-	-	-	-
Student Recruitment / Marketing	-	-	-	-	-
School Meals / Lunch	-	-	-	-	-
Travel (Staff)	-	-	-	-	-
Fundraising	-	-	-	-	-
Other	<u>16,691</u>	-	-	<u>16,440</u>	-
TOTAL SCHOOL OPERATIONS	134,808	-	-	134,555	-
FACILITY OPERATION & MAINTENANCE					
Insurance	21,324	-	-	21,324	-
Janitorial	-	-	-	-	-
Building and Land Rent / Lease / Facility Finance Interest	-	-	-	-	-
Repairs & Maintenance	21,531	-	-	21,531	-
Equipment / Furniture	-	-	-	-	-
Security	-	-	-	-	-
Utilities	<u>15,450</u>	-	-	<u>15,450</u>	-
TOTAL FACILITY OPERATION & MAINTENANCE	58,305	-	-	58,305	-
DEPRECIATION & AMORTIZATION	38,076	-	-	38,076	-
RESERVES / CONTINGENCY	-	-	-	-	-
TOTAL EXPENSES	<u>1,604,776</u>	-	-	<u>1,604,510</u>	-

SCHOOL					
SCHOOL					
n					
Total Revenue	1,924,562	-	-	1,924,561	-
Total Expenses	1,604,776	-	-	1,604,510	-
Net Income	319,786	-	-	320,051	-
Actual Student Enrollment	459	-	-	459	-
*NOTE: Enrollment, Revenue and Expenditure Data IN the 'Total and Variance Analysis' Section is Based on LAST ACTUAL Quarter Completed		Quarter - 1/1 - 3/31		4th Quarter - 4/1 - 6/30	
		Quarter - 1/1 - 3/31			
		Current Budget	Variance	Actual	Current Budget
NET INCOME	319,786	-	-	320,051	-

SCHOOL					
n					
Total Revenue	1,924,562	-	-	1,924,561	-
Total Expenses	1,604,776	-	-	1,604,510	-
Net Income	319,786	-	-	320,051	-
Actual Student Enrollment	459	-	-	459	-
Quarter - 1/1 - 3/31					
Quarter - 1/1 - 3/31			4th Quarter - 4/1 - 6/30		
*NOTE: Enrollment, Revenue and Expenditure Data IN the 'Total and Variance Analysis' Section is Based on LAST ACTUAL Quarter Completed					
	Current			Current	
	Budget	Variance	Actual	Budget	Variance
ENROLLMENT - *School Districts Are Linked To Above Entries*					
BUFFALO CITY SD	459	-	-	459	-
KENMORE-TONAWANDA UFSD	-	-	-	-	-
CHEEKTOWAGA CSD	-	-	-	-	-
CHEEKTOWAGA-MARYVALE UFSD	-	-	-	-	-
AMHERST CSD	-	-	-	-	-
-	-	-	-	-	-
-	-	-	-	-	-
-	-	-	-	-	-
-	-	-	-	-	-
-	-	-	-	-	-
-	-	-	-	-	-
-	-	-	-	-	-
-	-	-	-	-	-
-	-	-	-	-	-
-	-	-	-	-	-
-	-	-	-	-	-
ALL OTHER School Districts: (Count = 0)	-	-	-	-	-
TOTAL ENROLLMENT	459	-	-	459	-
REVENUE PER PUPIL	4,193	-	-	4,193	-
EXPENSES PER PUPIL	3,496	-	-	3,496	-

**KING CENTER CHARTER SCHOOL
Budget / Operating Plan**

2017-18

Total Revenue	-	-	-	6,415,404	(6,415,404)	-	-	6,415,404
Total Expenses	-	-	-	5,855,835	5,855,835	-	-	5,855,835
Net Income	-	-	-	559,569	(559,569)	-	-	559,569
Actual Student Enrollment	-	-	-			-	-	

***NOTE: Enrollment, Revenue and Expenditure Data IN the 'Total and Variance Analysis' Section is Based on LAST ACTUAL Quarter Completed**

TOTALS AND VARIANCE ANALYSIS

	Actual	Current Budget (Current Quarter)	Actual vs. Current Budget	Current Budget - TY	Actual vs. Current Budget TY	Original Budget (Current Quarter)	Actual vs. Original Budget	Original Budget -
REVENUE								
REVENUES FROM STATE SOURCES								
Per Pupil Revenue								
		CY Per Pupil Rate						
BUFFALO CITY SD	-	13,005	-	5,969,295	(5,969,295)	-	-	5,969,295
KENMORE-TONAWANDA UFSD	-	10,477	-	-	-	-	-	-
CHEEKTOWAGA CSD	-	11,235	-	-	-	-	-	-
CHEEKTOWAGA-MARYVALE UFSD	-	11,433	-	-	-	-	-	-
AMHERST CSD	-	11,721	-	-	-	-	-	-
-	-	-	-	-	-	-	-	-
-	-	-	-	-	-	-	-	-
-	-	-	-	-	-	-	-	-
-	-	-	-	-	-	-	-	-
-	-	-	-	-	-	-	-	-
-	-	-	-	-	-	-	-	-
-	-	-	-	-	-	-	-	-
-	-	-	-	-	-	-	-	-
-	-	-	-	-	-	-	-	-
-	-	-	-	-	-	-	-	-
ALL OTHER School Districts: (Count = 0)	-	-	-	-	-	-	-	-
TOTAL Per Pupil Revenue (Weighted Average Per Pupil Funding)	-	13,005	-	5,969,295	(5,969,295)	-	-	5,969,295
Special Education Revenue	-	-	-	202,300	(202,300)	-	-	202,300
Grants								
Stimulus	-	-	-	-	-	-	-	-
DYCD (Department of Youth and Community Development)	-	-	-	-	-	-	-	-
Other	-	-	-	-	-	-	-	-
NYC DoE Rental Assistance	-	-	-	-	-	-	-	-
Other	-	-	-	-	-	-	-	-
TOTAL REVENUE FROM STATE SOURCES	-	-	-	6,171,595	(6,171,595)	-	-	6,171,595
REVENUE FROM FEDERAL FUNDING								
IDEA Special Needs	-	-	-	-	-	-	-	-
Title I	-	-	-	-	-	-	-	-
Title Funding - Other	-	-	-	232,609	(232,609)	-	-	232,609
School Food Service (Free Lunch)	-	-	-	-	-	-	-	-
Grants								
Charter School Program (CSP) Planning & Implementation	-	-	-	-	-	-	-	-
Other	-	-	-	-	-	-	-	-

**KING CENTER CHARTER SCHOOL
Budget / Operating Plan**

2017-18

Total Revenue	-	-	-	6,415,404	(6,415,404)	-	-	6,415,404
Total Expenses	-	-	-	5,855,835	5,855,835	-	-	5,855,835
Net Income	-	-	-	559,569	(559,569)	-	-	559,569
Actual Student Enrollment	-	-	-			-	-	

***NOTE: Enrollment, Revenue and Expenditure Data IN the 'Total and Variance Analysis' Section is Based on LAST ACTUAL Quarter Completed**

TOTALS AND VARIANCE ANALYSIS

	Actual	Current Budget (Current Quarter)	Actual vs. Current Budget	Current Budget - TY	Actual vs. Current Budget TY	Original Budget (Current Quarter)	Actual vs. Original Budget	Original Budget -
Other	-	-	-	-	-	-	-	-
TOTAL REVENUE FROM FEDERAL SOURCES	-	-	-	232,609	(232,609)	-	-	232,609
LOCAL and OTHER REVENUE								
Contributions and Donations	-	-	-	-	-	-	-	-
Fundraising	-	-	-	-	-	-	-	-
Erate Reimbursement	-	-	-	-	-	-	-	-
Earnings on Investments	-	-	-	-	-	-	-	-
Interest Income	-	-	-	1,200	(1,200)	-	-	1,200
Food Service (Income from meals)	-	-	-	-	-	-	-	-
Text Book	-	-	-	-	-	-	-	-
OTHER	-	-	-	10,000	(10,000)	-	-	10,000
TOTAL REVENUE FROM LOCAL and OTHER SOURCES	-	-	-	11,200	(11,200)	-	-	11,200
TOTAL REVENUE	-	-	-	6,415,404	(6,415,404)	-	-	6,415,404

KING CENTER CHARTER SCHOOL
Budget / Operating Plan

2017-18

Total Revenue	-	-	-	6,415,404	(6,415,404)	-	-	6,415,404
Total Expenses	-	-	-	5,855,835	5,855,835	-	-	5,855,835
Net Income	-	-	-	559,569	(559,569)	-	-	559,569
Actual Student Enrollment	-	-	-			-	-	

***NOTE: Enrollment, Revenue and Expenditure Data IN the 'Total and Variance Analysis' Section is Based on LAST ACTUAL Quarter Completed**

TOTALS AND VARIANCE ANALYSIS

		Current Budget (Current Quarter)	Actual vs. Current Budget	Current Budget - TY	Actual vs. Current Budget TY	Original Budget (Current Quarter)	Actual vs. Original Budget	Original Budget -
EXPENSES	Quarter 0							
ADMINISTRATIVE STAFF PERSONNEL COSTS	No. of Positions							
Executive Management	-	-	-	-	-	-	-	-
Instructional Management	-	-	-	173,928	173,928	-	-	173,928
Deans, Directors & Coordinators	-	-	-	110,107	110,107	-	-	110,107
CFO / Director of Finance	-	-	-	88,276	88,276	-	-	88,276
Operation / Business Manager	-	-	-	-	-	-	-	-
Administrative Staff	-	-	-	91,432	91,432	-	-	91,432
TOTAL ADMINISTRATIVE STAFF	-	-	-	463,743	463,743	-	-	463,743
INSTRUCTIONAL PERSONNEL COSTS								
Teachers - Regular	-	-	-	1,707,340	1,707,340	-	-	1,707,340
Teachers - SPED	-	-	-	268,380	268,380	-	-	268,380
Substitute Teachers	-	-	-	46,000	46,000	-	-	46,000
Teaching Assistants	-	-	-	195,000	195,000	-	-	195,000
Specialty Teachers	-	-	-	383,868	383,868	-	-	383,868
Aides	-	-	-	-	-	-	-	-
Therapists & Counselors	-	-	-	105,548	105,548	-	-	105,548
Other	-	-	-	204,064	204,064	-	-	204,064
TOTAL INSTRUCTIONAL	-	-	-	2,910,200	2,910,200	-	-	2,910,200
NON-INSTRUCTIONAL PERSONNEL COSTS								
Nurse	-	-	-	42,439	42,439	-	-	42,439
Librarian	-	-	-	41,422	41,422	-	-	41,422
Custodian	-	-	-	133,548	133,548	-	-	133,548
Security	-	-	-	-	-	-	-	-
Other	-	-	-	45,977	45,977	-	-	45,977
TOTAL NON-INSTRUCTIONAL	-	-	-	263,386	263,386	-	-	263,386
SUBTOTAL PERSONNEL SERVICE COSTS	-	-	-	3,637,329	3,637,329	-	-	3,637,329
PAYROLL TAXES AND BENEFITS								
Payroll Taxes	-	-	-	400,100	400,100	-	-	400,100
Fringe / Employee Benefits	-	-	-	477,900	477,900	-	-	477,900
Retirement / Pension	-	-	-	356,500	356,500	-	-	356,500
TOTAL PAYROLL TAXES AND BENEFITS	-	-	-	1,234,500	1,234,500	-	-	1,234,500
TOTAL PERSONNEL SERVICE COSTS	-	-	-	4,871,829	4,871,829	-	-	4,871,829

**KING CENTER CHARTER SCHOOL
Budget / Operating Plan**

2017-18

Total Revenue	-	-	-	6,415,404	(6,415,404)	-	-	6,415,404
Total Expenses	-	-	-	5,855,835	5,855,835	-	-	5,855,835
Net Income	-	-	-	559,569	(559,569)	-	-	559,569
Actual Student Enrollment	-	-	-			-	-	

TOTALS AND VARIANCE ANALYSIS

***NOTE: Enrollment, Revenue and Expenditure Data IN the 'Total and Variance Analysis' Section is Based on LAST ACTUAL Quarter Completed**

	Actual	Current Budget (Current Quarter)	Actual vs. Current Budget	Current Budget - TY	Actual vs. Current Budget TY	Original Budget (Current Quarter)	Actual vs. Original Budget	Original Budget -
CONTRACTED SERVICES								
Accounting / Audit	-	-	-	-	-	-	-	
Legal	-	-	-	-	-	-	-	
Management Company Fee	-	-	-	-	-	-	-	
Nurse Services	-	-	-	-	-	-	-	
Food Service / School Lunch	-	-	-	-	-	-	-	
Payroll Services	-	-	-	-	-	-	-	
Special Ed Services	-	-	-	64,000	64,000	-	-	64,000
Titlement Services (i.e. Title I)	-	-	-	-	-	-	-	
Other Purchased / Professional / Consulting	-	-	-	53,200	53,200	-	-	53,200
TOTAL CONTRACTED SERVICES	-	-	-	117,200	117,200	-	-	117,200

KING CENTER CHARTER SCHOOL
Budget / Operating Plan

2017-18

Total Revenue	-	-	-	6,415,404	(6,415,404)	-	-	6,415,404
Total Expenses	-	-	-	5,855,835	5,855,835	-	-	5,855,835
Net Income	-	-	-	559,569	(559,569)	-	-	559,569
Actual Student Enrollment	-	-	-			-	-	

***NOTE: Enrollment, Revenue and Expenditure Data IN the 'Total and Variance Analysis' Section is Based on LAST ACTUAL Quarter Completed**

TOTALS AND VARIANCE ANALYSIS

	Actual	Current Budget (Current Quarter)	Actual vs. Current Budget	Current Budget - TY	Actual vs. Current Budget TY	Original Budget (Current Quarter)	Actual vs. Original Budget	Original Budget -
SCHOOL OPERATIONS								
Board Expenses	-	-	-	-	-	-	-	-
Classroom / Teaching Supplies & Materials	-	-	-	94,000	94,000	-	-	94,000
Special Ed Supplies & Materials	-	-	-	-	-	-	-	-
Textbooks / Workbooks	-	-	-	-	-	-	-	-
Supplies & Materials other	-	-	-	-	-	-	-	-
Equipment / Furniture	-	-	-	-	-	-	-	-
Telephone	-	-	-	44,100	44,100	-	-	44,100
Technology	-	-	-	71,893	71,893	-	-	71,893
Student Testing & Assessment	-	-	-	15,000	15,000	-	-	15,000
Field Trips	-	-	-	16,900	16,900	-	-	16,900
Transportation (student)	-	-	-	62,600	62,600	-	-	62,600
Student Services - other	-	-	-	36,580	36,580	-	-	36,580
Office Expense	-	-	-	30,000	30,000	-	-	30,000
Staff Development	-	-	-	35,000	35,000	-	-	35,000
Staff Recruitment	-	-	-	-	-	-	-	-
Student Recruitment / Marketing	-	-	-	-	-	-	-	-
School Meals / Lunch	-	-	-	-	-	-	-	-
Travel (Staff)	-	-	-	-	-	-	-	-
Fundraising	-	-	-	-	-	-	-	-
Other	-	-	-	75,213	75,213	-	-	75,213
TOTAL SCHOOL OPERATIONS	-	-	-	481,286	481,286	-	-	481,286
FACILITY OPERATION & MAINTENANCE								
Insurance	-	-	-	85,300	85,300	-	-	85,300
Janitorial	-	-	-	-	-	-	-	-
Building and Land Rent / Lease / Facility Finance Interest	-	-	-	-	-	-	-	-
Repairs & Maintenance	-	-	-	86,120	86,120	-	-	86,120
Equipment / Furniture	-	-	-	-	-	-	-	-
Security	-	-	-	-	-	-	-	-
Utilities	-	-	-	61,800	61,800	-	-	61,800
TOTAL FACILITY OPERATION & MAINTENANCE	-	-	-	233,220	233,220	-	-	233,220
DEPRECIATION & AMORTIZATION	-	-	-	152,300	152,300	-	-	152,300
RESERVES / CONTINGENCY	-	-	-	-	-	-	-	-
TOTAL EXPENSES	-	-	-	5,855,835	5,855,835	-	-	5,855,835

**KING CENTER CHARTER SCHOOL
Budget / Operating Plan**

2017-18

Total Revenue	-	-	-	6,415,404	(6,415,404)	-	-	6,415,404
Total Expenses	-	-	-	5,855,835	5,855,835	-	-	5,855,835
Net Income	-	-	-	559,569	(559,569)	-	-	559,569
Actual Student Enrollment	-	-	-			-	-	

TOTALS AND VARIANCE ANALYSIS

<p>*NOTE: Enrollment, Revenue and Expenditure Data IN the 'Total and Variance Analysis' Section is Based on LAST ACTUAL Quarter Completed</p>		Current Budget (Current Quarter)	Actual vs. Current Budget	Current Budget - TY		Actual vs. Current Budget TY	Original Budget (Current Quarter)	Actual vs. Original Budget	Original Budget -
	Actual								
NET INCOME	-	-	-	559,569	(559,569)	-	-	559,569	

Total Revenue	(6,415,404)	-	-
Total Expenses	5,855,835	-	-
Net Income	(559,569)	-	-
Actual Student Enrollment		-	-

***NOTE: Enrollment, Revenue and Expenditure Data IN the 'Total and Variance Analysis' Section is Based on LAST ACTUAL Quarter Completed**

Actual vs. Original Budget TY	PY Actual (PY TY / No. of COMPLETED Actual CY	Actual CY vs. Actual PY
--------------------------------------	--	--------------------------------

REVENUE

REVENUES FROM STATE SOURCES

Per Pupil Revenue

CY Per Pupil Rate

BUFFALO CITY SD	13,005	(5,969,295)	-	-
KENMORE-TONAWANDA UFSD	10,477	-	-	-
CHEEKTOWAGA CSD	11,235	-	-	-
CHEEKTOWAGA-MARYVALE UFSD	11,433	-	-	-
AMHERST CSD	11,721	-	-	-
-	-	-	-	-
-	-	-	-	-
-	-	-	-	-
-	-	-	-	-
-	-	-	-	-
-	-	-	-	-
-	-	-	-	-
-	-	-	-	-
-	-	-	-	-
-	-	-	-	-
-	-	-	-	-
-	-	-	-	-
-	-	-	-	-
ALL OTHER School Districts: (Count = 0)	-	-	-	-
TOTAL Per Pupil Revenue (Weighted Average Per Pupil Funding)	13,005	(5,969,295)	-	-

Special Education Revenue

Grants

Stimulus

DYCD (Department of Youth and Community Development)

Other

NYC DoE Rental Assistance

Other

TOTAL REVENUE FROM STATE SOURCES

REVENUE FROM FEDERAL FUNDING

IDEA Special Needs

Title I

Title Funding - Other

School Food Service (Free Lunch)

Grants

Charter School Program (CSP) Planning & Implementation

Other

Special Education Revenue	(202,300)	-	-
Grants	-	-	-
Stimulus	-	-	-
DYCD (Department of Youth and Community Development)	-	-	-
Other	-	-	-
NYC DoE Rental Assistance	-	-	-
Other	-	-	-
TOTAL REVENUE FROM STATE SOURCES	(6,171,595)	-	-
IDEA Special Needs	-	-	-
Title I	-	-	-
Title Funding - Other	(232,609)	-	-
School Food Service (Free Lunch)	-	-	-
Grants	-	-	-
Charter School Program (CSP) Planning & Implementation	-	-	-
Other	-	-	-

--

Total Revenue	(6,415,404)	-	-
Total Expenses	5,855,835	-	-
Net Income	(559,569)	-	-
Actual Student Enrollment		-	
*NOTE: Enrollment, Revenue and Expenditure Data IN the 'Total and Variance Analysis' Section is Based on LAST ACTUAL Quarter Completed			
	Actual vs. Original Budget TY	PY Actual (PY TY / No. of COMPLETED Actual CY	Actual CY vs. Actual PY
Other	-	-	-
TOTAL REVENUE FROM FEDERAL SOURCES	(232,609)	-	-
LOCAL and OTHER REVENUE			
Contributions and Donations	-	-	-
Fundraising	-	-	-
Erate Reimbursement	-	-	-
Earnings on Investments	-	-	-
Interest Income	(1,200)	-	-
Food Service (Income from meals)	-	-	-
Text Book	-	-	-
OTHER	(10,000)	-	-
TOTAL REVENUE FROM LOCAL and OTHER SOURCES	(11,200)	-	-
TOTAL REVENUE	(6,415,404)	-	-

Total Revenue	(6,415,404)	-	-
Total Expenses	5,855,835	-	-
Net Income	(559,569)	-	-
Actual Student Enrollment		-	-

*NOTE: Enrollment, Revenue and Expenditure Data IN the 'Total and Variance Analysis' Section is Based on LAST ACTUAL Quarter Completed	Actual	PY Actual (PY TY	
	vs.	/ No. of	Actual CY
	Original	COMPLETED	vs.
	Budget TY	Actual CY	Actual PY

EXPENSES	Quarter 0			
	No. of Positions			
ADMINISTRATIVE STAFF PERSONNEL COSTS				
Executive Management	-	-	-	-
Instructional Management	-	173,928	-	-
Deans, Directors & Coordinators	-	110,107	-	-
CFO / Director of Finance	-	88,276	-	-
Operation / Business Manager	-	-	-	-
Administrative Staff	-	91,432	-	-
TOTAL ADMINISTRATIVE STAFF	-	463,743	-	-
INSTRUCTIONAL PERSONNEL COSTS				
Teachers - Regular	-	1,707,340	-	-
Teachers - SPED	-	268,380	-	-
Substitute Teachers	-	46,000	-	-
Teaching Assistants	-	195,000	-	-
Specialty Teachers	-	383,868	-	-
Aides	-	-	-	-
Therapists & Counselors	-	105,548	-	-
Other	-	204,064	-	-
TOTAL INSTRUCTIONAL	-	2,910,200	-	-
NON-INSTRUCTIONAL PERSONNEL COSTS				
Nurse	-	42,439	-	-
Librarian	-	41,422	-	-
Custodian	-	133,548	-	-
Security	-	-	-	-
Other	-	45,977	-	-
TOTAL NON-INSTRUCTIONAL	-	263,386	-	-
SUBTOTAL PERSONNEL SERVICE COSTS	-	3,637,329	-	-
PAYROLL TAXES AND BENEFITS				
Payroll Taxes		400,100	-	-
Fringe / Employee Benefits		477,900	-	-
Retirement / Pension		356,500	-	-
TOTAL PAYROLL TAXES AND BENEFITS		1,234,500	-	-
TOTAL PERSONNEL SERVICE COSTS	-	4,871,829	-	-



Total Revenue	(6,415,404)	-	-
Total Expenses	5,855,835	-	-
Net Income	(559,569)	-	-
Actual Student Enrollment		-	-
<p>*NOTE: Enrollment, Revenue and Expenditure Data IN the 'Total and Variance Analysis' Section is Based on LAST ACTUAL Quarter Completed</p>			
	Actual vs. Original Budget TY	PY Actual (PY TY / No. of COMPLETED Actual CY	Actual CY vs. Actual PY
CONTRACTED SERVICES			
Accounting / Audit	-	-	-
Legal	-	-	-
Management Company Fee	-	-	-
Nurse Services	-	-	-
Food Service / School Lunch	-	-	-
Payroll Services	-	-	-
Special Ed Services	64,000	-	-
Titlement Services (i.e. Title I)	-	-	-
Other Purchased / Professional / Consulting	53,200	-	-
TOTAL CONTRACTED SERVICES	117,200	-	-

Total Revenue	(6,415,404)	-	-
Total Expenses	5,855,835	-	-
Net Income	(559,569)	-	-
Actual Student Enrollment		-	-
<p>*NOTE: Enrollment, Revenue and Expenditure Data IN the 'Total and Variance Analysis' Section is Based on LAST ACTUAL Quarter Completed</p>			
	Actual vs. Original Budget TY	PY Actual (PY TY / No. of COMPLETED Actual CY	Actual CY vs. Actual PY
SCHOOL OPERATIONS			
Board Expenses	-	-	-
Classroom / Teaching Supplies & Materials	94,000	-	-
Special Ed Supplies & Materials	-	-	-
Textbooks / Workbooks	-	-	-
Supplies & Materials other	-	-	-
Equipment / Furniture	-	-	-
Telephone	44,100	-	-
Technology	71,893	-	-
Student Testing & Assessment	15,000	-	-
Field Trips	16,900	-	-
Transportation (student)	62,600	-	-
Student Services - other	36,580	-	-
Office Expense	30,000	-	-
Staff Development	35,000	-	-
Staff Recruitment	-	-	-
Student Recruitment / Marketing	-	-	-
School Meals / Lunch	-	-	-
Travel (Staff)	-	-	-
Fundraising	-	-	-
Other	<u>75,213</u>	-	-
TOTAL SCHOOL OPERATIONS	481,286	-	-
FACILITY OPERATION & MAINTENANCE			
Insurance	85,300	-	-
Janitorial	-	-	-
Building and Land Rent / Lease / Facility Finance Interest	-	-	-
Repairs & Maintenance	86,120	-	-
Equipment / Furniture	-	-	-
Security	-	-	-
Utilities	<u>61,800</u>	-	-
TOTAL FACILITY OPERATION & MAINTENANCE	233,220	-	-
DEPRECIATION & AMORTIZATION	152,300	-	-
RESERVES / CONTINGENCY	-	-	-
TOTAL EXPENSES	<u>5,855,835</u>	-	-

--

Total Revenue	(6,415,404)	-	-
Total Expenses	5,855,835	-	-
Net Income	(559,569)	-	-
Actual Student Enrollment		-	
<p>*NOTE: Enrollment, Revenue and Expenditure Data IN the 'Total and Variance Analysis' Section is Based on LAST ACTUAL Quarter Completed</p>			
	Actual vs. Original Budget TY	PY Actual (PY TY / No. of COMPLETED Actual CY	Actual CY vs. Actual PY
NET INCOME	(559,569)	-	-

			-
Total Revenue	(6,415,404)	-	-
Total Expenses	5,855,835	-	=
Net Income	(559,569)	-	-
Actual Student Enrollment		-	-
<p>*NOTE: Enrollment, Revenue and Expenditure Data IN the 'Total and Variance Analysis' Section is Based on LAST ACTUAL Quarter Completed</p>			
	Actual vs. Original Budget TY	PY Actual (PY TY / No. of COMPLETED Actual CY	Actual CY vs. Actual PY
ENROLLMENT - *School Districts Are Linked To Above Entries*			
BUFFALO CITY SD		-	-
KENMORE-TONAWANDA UFSD		-	-
CHEEKTOWAGA CSD		-	-
CHEEKTOWAGA-MARYVALE UFSD		-	-
AMHERST CSD		-	-
-		-	-
-		-	-
-		-	-
-		-	-
-		-	-
-		-	-
-		-	-
-		-	-
-		-	-
-		-	-
-		-	-
-		-	-
ALL OTHER School Districts: (Count = 0)		-	-
TOTAL ENROLLMENT		-	-
REVENUE PER PUPIL		-	-
EXPENSES PER PUPIL		-	-



Annual Report Requirement
for SUNY Authorized Charter Schools
KING CENTER CHARTER SCHOOL
2017-18

Administrative
expenditures per pupil:

\$0.00

Per NYS Statute

Administrative expenditures per pupil: the sum of all general administration salaries and other general administration expenditures divided by the total number of enrolled students. Employee benefit costs or expenditures should not be reported here.

***NOTE: THIS TAB ONLY NEEDS TO BE COMPLETED FOR Q4**

Disclosure of Financial Interest by a Current or Proposed Charter School Education Corporation Trustee

Trustee Name:

Catherine T. Wetzlauffer

Name of Charter School Education Corporation (for an unmerged school, this is the Charter School Name):

King Center Charter School

1. List all positions held on the education corporation board (e.g., president, treasurer, parent representative). President Board of Trustees

2. Is the trustee an employee of any school operated by the Education Corporation?
 Yes No

If Yes, for each school, please provide a description of the position(s) you hold, your responsibilities, your salary and your start date.

3. Is the trustee an employee or agent of the management company or institutional partner of the charter school(s) governed by the Education Corporation?
 Yes No

If Yes, for each school, please provide a description of the position(s) you hold, your responsibilities, your salary and your start date.


4. Identify each interest/transaction (and provide the requested information) that you or any of your immediate family members or any persons who live with you in your house have held or engaged in with the charter school(s) governed by the Education Corporation during the time you have served on the board, and in the six-month period prior to such service. If there has been no such financial interest or transaction, write **None**. Please note that if you answered **Yes** to Questions 2-4 above, you need not disclose again your employment status, salary, etc.


Date(s)	Nature of Financial Interest/Transaction	Steps taken to avoid a conflict of interest, (e.g., did not vote, did not participate in discussion)	Name of person holding interest or engaging in transaction and relationship to yourself

	<i>Please write "None" if applicable. Do not leave this space blank.</i> NONE		
--	---	--	--

5. Identify each individual, business, corporation, union association, firm, partnership, committee proprietorship, franchise holding company, joint stock company, business or real estate trust, non-profit organization, or other organization or group of people doing business with the school(s) governed by the Education Corporation **and** in which such entity, during the time of your tenure as a trustee, you and/or your immediate family member(s) or person(s) living in your house had a financial interest or other relationship. If you are a member, director, officer or employee of an organization formally partnered with the school(s) that is/are doing business with the school(s) through a management or services agreement, please identify only the name of the organization, your position in the organization, and the relationship between such organization and the school(s). If there was no financial interest, write **None**.

Organization conducting business with the school(s)	Nature of business conducted	Approximate value of the business conducted	Name of Trustee and/or immediate family member of household holding an interest in the organization conducting business with the school(s) and the nature of the interest	Steps Taken to Avoid Conflict of Interest
<i>Please write "None" if applicable. Do not leave this space blank.</i> NONE				




 Date

Please note that this document is considered a public record and as such, may be made available to members of the public upon request under the Freedom of Information Law. Personal contact information provided below will be redacted.


Business Telephone:

Business Address:

E-mail Address:

Home Telephone:

Home Address:



Disclosure of Financial Interest by a Current or Proposed Charter School Education Corporation Trustee

Trustee Name:

Michelle A. Martin

Name of Charter School Education Corporation (for an unmerged school, this is the Charter School Name):

King Center Charter School

1. List all positions held on the education corporation board (e.g., president, treasurer, parent representative). *Vice President & Chair of Nomination Committee*
2. Is the trustee an employee of any school operated by the Education Corporation?
 Yes No

If Yes, for each school, please provide a description of the position(s) you hold, your responsibilities, your salary and your start date.

3. Is the trustee an employee or agent of the management company or institutional partner of the charter school(s) governed by the Education Corporation?
 Yes No

If Yes, for each school, please provide a description of the position(s) you hold, your responsibilities, your salary and your start date.

4. Identify each interest/transaction (and provide the requested information) that you or any of your immediate family members or any persons who live with you in your house have held or engaged in with the charter school(s) governed by the Education Corporation during the time you have served on the board, and in the six-month period prior to such service. If there has been no such financial interest or transaction, write **None**. Please note that if you answered **Yes** to Questions 2-4 above, you need not disclose again your employment status, salary, etc.

Date(s)	Nature of Financial Interest/Transaction	Steps taken to avoid a conflict of interest, (e.g., did not vote, did not participate in discussion)	Name of person holding interest or engaging in transaction and relationship to yourself
N/A			

Please write "None" if applicable. Do not leave this space blank.

None

5. Identify each individual, business, corporation, union association, firm, partnership, committee proprietorship, franchise holding company, joint stock company, business or real estate trust, non-profit organization, or other organization or group of people doing business with the school(s) governed by the Education Corporation **and** in which such entity, during the time of your tenure as a trustee, you and/or your immediate family member(s) or person(s) living in your house had a financial interest or other relationship. If you are a member, director, officer or employee of an organization formally partnered with the school(s) that is/are doing business with the school(s) through a management or services agreement, please identify only the name of the organization, your position in the organization, and the relationship between such organization and the school(s). If there was no financial interest, write **None**.

Organization conducting business with the school(s)	Nature of business conducted	Approximate value of the business conducted	Name of Trustee and/or immediate family member of household holding an interest in the organization conducting business with the school(s) and the nature of the interest	Steps Taken to Avoid Conflict of Interest
<p>Please write "None" if applicable. Do not leave this space blank.</p> <p style="text-align: center;"><i>None</i></p>				

Richard Math
 Signature _____ Date 7/19/17

Please note that this document is considered a public record and as such, may be made available to members of the public upon request under the Freedom of Information Law. Personal contact information provided below will be redacted.

Business Telephone: _____

Business Address: _____

E-mail Address: _____

Home Telephone: _____

Home Address: _____

Disclosure of Financial Interest by a Current or Proposed Charter School Education Corporation Trustee

Trustee Name:

Brooke L. Anderson - Tompkins

Name of Charter School Education Corporation (for an unmerged school, this is the Charter School Name):

Kings Center Charter School.

1. List all positions held on the education corporation board (e.g., president, treasurer, parent representative). *Current: board member + Secretary*
past position: Treasurer
2. Is the trustee an employee of any school operated by the Education Corporation?
 Yes No

If Yes, for each school, please provide a description of the position(s) you hold, your responsibilities, your salary and your start date.

3. Is the trustee an employee or agent of the management company or institutional partner of the charter school(s) governed by the Education Corporation?
 Yes No

If Yes, for each school, please provide a description of the position(s) you hold, your responsibilities, your salary and your start date.

4. Identify each interest/transaction (and provide the requested information) that you or any of your immediate family members or any persons who live with you in your house have held or engaged in with the charter school(s) governed by the Education Corporation during the time you have served on the board, and in the six-month period prior to such service. If there has been no such financial interest or transaction, write None. Please note that if you answered Yes to Questions 2-4 above, you need not disclose again your employment status, salary, etc.

Date(s)	Nature of Financial Interest/Transaction	Steps taken to avoid a conflict of interest, (e.g., did not vote, did not participate in discussion)	Name of person holding interest or engaging in transaction and relationship to yourself

<i>Please write "None" if applicable. Do not leave this space blank.</i> <i>None</i>	<i>None</i>	<i>None</i>	<i>None</i>
---	-------------	-------------	-------------


5. Identify each individual, business, corporation, union association, firm, partnership, committee proprietorship, franchise holding company, joint stock company, business or real estate trust, non-profit organization, or other organization or group of people doing business with the school(s) governed by the Education Corporation and in which such entity, during the time of your tenure as a trustee, you and/or your immediate family member(s) or person(s) living in your house had a financial interest or other relationship. If you are a member, director, officer or employee of an organization formally partnered with the school(s) that is/are doing business with the school(s) through a management or services agreement, please identify only the name of the organization, your position in the organization, and the relationship between such organization and the school(s). If there was no financial interest, write None.


Organization conducting business with the school(s)	Nature of business conducted	Approximate value of the business conducted	Name of Trustee and/or immediate family member of household holding an interest in the organization conducting business with the school(s) and the nature of the interest	Steps Taken to Avoid Conflict of Interest
<i>Please write "None" if applicable. Do not leave this space blank.</i>				
<i>None</i>	<i>None</i>	<i>None</i>	<i>None</i>	<i>None</i>

Brooke L. Anderson Tompkins
Signature

7/17/17
Date

Please note that this document is considered a public record and as such, may be made available to members of the public upon request under the Freedom of Information Law. Personal contact information provided below will be redacted.

Business Telephone: 

Business Address: 

E-mail Address: 

Home Telephone: 

Home Address: 

Disclosure of Financial Interest by a Current or Proposed Charter School Education Corporation Trustee

Trustee Name:

Carl B. Morgan

Name of Charter School Education Corporation (for an unmerged school, this is the Charter School Name):

King Center Charter School

1. List all positions held on the education corporation board (e.g., president, treasurer, parent representative).

Co-treasurer

2. Is the trustee an employee of any school operated by the Education Corporation?
 Yes No

If Yes, for each school, please provide a description of the position(s) you hold, your responsibilities, your salary and your start date.

3. Is the trustee an employee or agent of the management company or institutional partner of the charter school(s) governed by the Education Corporation?

Yes No

If Yes, for each school, please provide a description of the position(s) you hold, your responsibilities, your salary and your start date.


4. Identify each interest/transaction (and provide the requested information) that you or any of your immediate family members or any persons who live with you in your house have held or engaged in with the charter school(s) governed by the Education Corporation during the time you have served on the board, and in the six-month period prior to such service. If there has been no such financial interest or transaction, write **None**. Please note that if you answered **Yes** to Questions 2-4 above, you need not disclose again your employment status, salary, etc.

Date(s)	Nature of Financial Interest/Transaction	Steps taken to avoid a conflict of interest, (e.g., did not vote, did not participate in discussion)	Name of person holding interest or engaging in transaction and relationship to yourself

<i>Please write "None" if applicable. Do not leave this space blank.</i> NONE

5. Identify each individual, business, corporation, union association, firm, partnership, committee proprietorship, franchise holding company, joint stock company, business or real estate trust, non-profit organization, or other organization or group of people doing business with the school(s) governed by the Education Corporation **and** in which such entity, during the time of your tenure as a trustee, you and/or your immediate family member(s) or person(s) living in your house had a financial interest or other relationship. If you are a member, director, officer or employee of an organization formally partnered with the school(s) that is/are doing business with the school(s) through a management or services agreement, please identify only the name of the organization, your position in the organization, and the relationship between such organization and the school(s). If there was no financial interest, write **None**.

Organization conducting business with the school(s)	Nature of business conducted	Approximate value of the business conducted	Name of Trustee and/or immediate family member of household holding an interest in the organization conducting business with the school(s) and the nature of the interest	Steps Taken to Avoid Conflict of Interest
<i>Please write "None" if applicable. Do not leave this space blank.</i> NONE				


17 July 2017

Signature Date

Please note that this document is considered a public record and as such, may be made available to members of the public upon request under the Freedom of Information Law. Personal contact information provided below will be redacted.


Business Telephone: _____

Business Address: _____

E-mail Address: _____

Home Telephone: _____

Home Address: _____



Disclosure of Financial Interest by a Current or Proposed Charter School Education Corporation Trustee

Trustee Name:

W. Scott Saperston

Name of Charter School Education Corporation (for an unmerged school, this is the Charter School Name):

King Center Charter School

1. List all positions held on the education corporation board (e.g., president, treasurer, parent representative).

Co-Treasurer

2. Is the trustee an employee of any school operated by the Education Corporation?

Yes No

If **Yes**, for each school, please provide a description of the position(s) you hold, your responsibilities, your salary and your start date.

3. Is the trustee an employee or agent of the management company or institutional partner of the charter school(s) governed by the Education Corporation?

Yes No

If **Yes**, for each school, please provide a description of the position(s) you hold, your responsibilities, your salary and your start date.

4. Identify each interest/transaction (and provide the requested information) that you or any of your immediate family members or any persons who live with you in your house have held or engaged in with the charter school(s) governed by the Education Corporation during the time you have served on the board, and in the six-month period prior to such service. If there has been no such financial interest or transaction, write **None**. Please note that if you answered **Yes** to Questions 2-4 above, you need not disclose again your employment status, salary, etc.

Date(s)	Nature of Financial Interest/Transaction	Steps taken to avoid a conflict of interest, (e.g., did not vote, did not participate in discussion)	Name of person holding interest or engaging in transaction and relationship to yourself

**Disclosure of Financial Interest by a Current or Proposed Charter School
Education Corporation Trustee**

Trustee Name:

Toddie Rogers

Name of Charter School Education Corporation (for an unmerged school, this is the Charter School Name):

King Center Charter School

1. List all positions held on the education corporation board (e.g., president, treasurer, parent representative).

Parent Board member

2. Is the trustee an employee of any school operated by the Education Corporation?
 Yes No

If Yes, for each school, please provide a description of the position(s) you hold, your responsibilities, your salary and your start date.

3. Is the trustee an employee or agent of the management company or institutional partner of the charter school(s) governed by the Education Corporation?

Yes No

If Yes, for each school, please provide a description of the position(s) you hold, your responsibilities, your salary and your start date.


4. Identify each interest/transaction (and provide the requested information) that you or any of your immediate family members or any persons who live with you in your house have held or engaged in with the charter school(s) governed by the Education Corporation during the time you have served on the board, and in the six-month period prior to such service. If there has been no such financial interest or transaction, write **None**. Please note that if you answered **Yes** to Questions 2-4 above, you need not disclose again your employment status, salary, etc.

Date(s)	Nature of Financial Interest/Transaction	Steps taken to avoid a conflict of interest, (e.g., did not vote, did not participate in discussion)	Name of person holding interest or engaging in transaction and relationship to yourself

Please write "None" if applicable. Do not leave this space blank.

5. Identify each individual, business, corporation, union association, firm, partnership, committee proprietorship, franchise holding company, joint stock company, business or real estate trust, non-profit organization, or other organization or group of people doing business with the school(s) governed by the Education Corporation **and** in which such entity, during the time of your tenure as a trustee, you and/or your immediate family member(s) or person(s) living in your house had a financial interest or other relationship. If you are a member, director, officer or employee of an organization formally partnered with the school(s) that is/are doing business with the school(s) through a management or services agreement, please identify only the name of the organization, your position in the organization, and the relationship between such organization and the school(s). If there was no financial interest, write **None**.

Organization conducting business with the school(s)	Nature of business conducted	Approximate value of the business conducted	Name of Trustee and/or immediate family member of household holding an interest in the organization conducting business with the school(s) and the nature of the interest	Steps Taken to Avoid Conflict of Interest
<p>Please write "None" if applicable. Do not leave this space blank.</p> <p style="text-align: center; font-size: 2em;">None</p>				


7/18/17
 Signature Date

Please note that this document is considered a public record and as such, may be made available to members of the public upon request under the Freedom of Information Law. Personal contact information provided below will be redacted.


Business Telephone: _____

Business Address: _____

E-mail Address: _____

Home Telephone: _____

Home Address: _____



Disclosure of Financial Interest by a Current or Proposed Charter School Education Corporation Trustee

Trustee Name:

Susan M. Koch

Name of Charter School Education Corporation (for an unmerged school, this is the Charter School Name):

King Center Charter School

1. List all positions held on the education corporation board (e.g., president, treasurer, parent representative). Parent representative

2. Is the trustee an employee of any school operated by the Education Corporation?
 Yes No

If Yes, for each school, please provide a description of the position(s) you hold, your responsibilities, your salary and your start date.

3. Is the trustee an employee or agent of the management company or institutional partner of the charter school(s) governed by the Education Corporation?
 Yes No

If Yes, for each school, please provide a description of the position(s) you hold, your responsibilities, your salary and your start date.

4. Identify each interest/transaction (and provide the requested information) that you or any of your immediate family members or any persons who live with you in your house have held or engaged in with the charter school(s) governed by the Education Corporation during the time you have served on the board, and in the six-month period prior to such service. If there has been no such financial interest or transaction, write **None**. Please note that if you answered **Yes** to Questions 2-4 above, you need not disclose again your employment status, salary, etc.

Date(s)	Nature of Financial Interest/Transaction	Steps taken to avoid a conflict of interest, (e.g., did not vote, did not participate in discussion)	Name of person holding interest or engaging in transaction and relationship to yourself

Please write "None" if applicable. Do not leave this space blank.			
	None		

5. Identify each individual, business, corporation, union association, firm, partnership, committee proprietorship, franchise holding company, joint stock company, business or real estate trust, non-profit organization, or other organization or group of people doing business with the school(s) governed by the Education Corporation and in which such entity, during the time of your tenure as a trustee, you and/or your immediate family member(s) or person(s) living in your house had a financial interest or other relationship. If you are a member, director, officer or employee of an organization formally partnered with the school(s) that is/are doing business with the school(s) through a management or services agreement, please identify only the name of the organization, your position in the organization, and the relationship between such organization and the school(s). If there was no financial interest, write **None**.

Organization conducting business with the school(s)	Nature of business conducted	Approximate value of the business conducted	Name of Trustee and/or immediate family member of household holding an interest in the organization conducting business with the school(s) and the nature of the interest	Steps Taken to Avoid Conflict of Interest
Please write "None" if applicable. Do not leave this space blank.				
None				

Susan M. Koch 7-18-17
 Signature Date

Please note that this document is considered a public record and as such, may be made available to members of the public upon request under the Freedom of Information Law. Personal contact information provided below will be redacted.

Business Telephone: _____

Business Address: _____

E-mail Address: _____

Home Telephone: _____

Home Address: _____

Disclosure of Financial Interest by a Current or Proposed Charter School Education Corporation Trustee

Trustee Name:

A. Denise Steuers

Name of Charter School Education Corporation (for an unmerged school, this is the Charter School Name):

1. List all positions held on the education corporation board (e.g., president, treasurer, parent representative):

2. Is the trustee an employee of any school operated by the Education Corporation?
 Yes No

If Yes, for each school, please provide a description of the position(s) you hold, your responsibilities, your salary and your start date.

3. Is the trustee an employee or agent of the management company or institutional partner of the charter school(s) governed by the Education Corporation?
 Yes No

If Yes, for each school, please provide a description of the position(s) you hold, your responsibilities, your salary and your start date.

4. Identify each interest/transaction (and provide the requested information) that you or any of your immediate family members or any persons who live with you in your house have held or engaged in with the charter school(s) governed by the Education Corporation during the time you have served on the board, and in the six-month period prior to such service. If there has been no such financial interest or transaction, write None. Please note that if you answered Yes to Questions 2-4 above, you need not disclose again your employment status, salary, etc.

Date(s)	Nature of Financial Interest/Transaction	Steps taken to avoid a conflict of interest, (e.g., did not vote, did not participate in discussion)	Name of person holding interest or engaging in transaction and relationship to yourself
	None		

Disclosure of Financial Interest by a Current or Proposed Charter School Education Corporation Trustee

Trustee Name:

Timothy E Kupinski

Name of Charter School Education Corporation (for an unmerged school, this is the Charter School Name):

King Center Charter School

1. List all positions held on the education corporation board (e.g., president, treasurer, parent representative).

2. Is the trustee an employee of any school operated by the Education Corporation?
 Yes **No**

If **Yes**, for each school, please provide a description of the position(s) you hold, your responsibilities, your salary and your start date.

3. Is the trustee an employee or agent of the management company or institutional partner of the charter school(s) governed by the Education Corporation?
 Yes **No**

If **Yes**, for each school, please provide a description of the position(s) you hold, your responsibilities, your salary and your start date.

4. Identify each interest/transaction (and provide the requested information) that you or any of your immediate family members or any persons who live with you in your house have held or engaged in with the charter school(s) governed by the Education Corporation during the time you have served on the board, and in the six-month period prior to such service. If there has been no such financial interest or transaction, write **None**. Please note that if you answered **Yes** to Questions 2-4 above, you need not disclose again your employment status, salary, etc.

Date(s)	Nature of Financial Interest/Transaction	Steps taken to avoid a conflict of interest, (e.g., did not vote, did not participate in discussion)	Name of person holding interest or engaging in transaction and relationship to yourself

<i>Please write "None" if applicable. Do not leave this space blank.</i>			
NONE	NONE	NONE	NONE

5. Identify each individual, business, corporation, union association, firm, partnership, committee proprietorship, franchise holding company, joint stock company, business or real estate trust, non-profit organization, or other organization or group of people doing business with the school(s) governed by the Education Corporation **and** in which such entity, during the time of your tenure as a trustee, you and/or your immediate family member(s) or person(s) living in your house had a financial interest or other relationship. If you are a member, director, officer or employee of an organization formally partnered with the school(s) that is/are doing business with the school(s) through a management or services agreement, please identify only the name of the organization, your position in the organization, and the relationship between such organization and the school(s). If there was no financial interest, write **None**.

Organization conducting business with the school(s)	Nature of business conducted	Approximate value of the business conducted	Name of Trustee and/or immediate family member of household holding an interest in the organization conducting business with the school(s) and the nature of the interest	Steps Taken to Avoid Conflict of Interest
<i>Please write "None" if applicable. Do not leave this space blank.</i>				
NONE	NONE	NONE	NONE	NONE

7/172017

 Signature Date

Please note that this document is considered a public record and as such, may be made available to members of the public upon request under the Freedom of Information Law. Personal contact information provided below will be redacted.

Business Telephone: _____

Business Address: _____

E-mail Address: _____

Home Telephone: _____

Home Address: _____

Disclosure of Financial Interest by a Current or Proposed Charter School Education Corporation Trustee

Trustee Name:

Julie Henry

Name of Charter School Education Corporation (for an unmerged school, this is the Charter School Name):

King Center Charter School

1. List all positions held on the education corporation board (e.g., president, treasurer, parent representative).

2. Is the trustee an employee of any school operated by the Education Corporation?
 Yes No

If Yes, for each school, please provide a description of the position(s) you hold, your responsibilities, your salary and your start date.

3. Is the trustee an employee or agent of the management company or institutional partner of the charter school(s) governed by the Education Corporation?
 Yes No

If Yes, for each school, please provide a description of the position(s) you hold, your responsibilities, your salary and your start date.

4. Identify each interest/transaction (and provide the requested information) that you or any of your immediate family members or any persons who live with you in your house have held or engaged in with the charter school(s) governed by the Education Corporation during the time you have served on the board, and in the six-month period prior to such service. If there has been no such financial interest or transaction, write **None**. Please note that if you answered **Yes** to Questions 2-4 above, you need not disclose again your employment status, salary, etc.

Date(s)	Nature of Financial Interest/Transaction	Steps taken to avoid a conflict of interest, (e.g., did not vote, did not participate in discussion)	Name of person holding interest or engaging in transaction and relationship to yourself


Please write "None" if applicable. Do not leave this space blank.

5. Identify each individual, business, corporation, union association, firm, partnership, committee proprietorship, franchise holding company, joint stock company, business or real estate trust, non-profit organization, or other organization or group of people doing business with the school(s) governed by the Education Corporation **and** in which such entity, during the time of your tenure as a trustee, you and/or your immediate family member(s) or person(s) living in your house had a financial interest or other relationship. If you are a member, director, officer or employee of an organization formally partnered with the school(s) that is/are doing business with the school(s) through a management or services agreement, please identify only the name of the organization, your position in the organization, and the relationship between such organization and the school(s). If there was no financial interest, write **None**.

Organization conducting business with the school(s)	Nature of business conducted	Approximate value of the business conducted	Name of Trustee and/or immediate family member of household holding an interest in the organization conducting business with the school(s) and the nature of the interest	Steps Taken to Avoid Conflict of Interest
Please write "None" if applicable. Do not leave this space blank.				
<hr/>		None	Alayla Henry is a teacher at KCCS.	

Signature  Date 7/18/17

Please note that this document is considered a public record and as such, may be made available to members of the public upon request under the Freedom of Information Law. Personal contact information provided below will be redacted.

Business Telephone: 

Business Address: _____

E-mail Address: 

Home Telephone: _____

Home Address: 

**Disclosure of Financial Interest by a Current or Proposed Charter School
Education Corporation Trustee**

Trustee Name:

STEVEN BILTEKOFF

Name of Charter School Education Corporation (for an unmerged school, this is the Charter School Name):

KING CENTER CHARTER SCHOOL

1. List all positions held on the education corporation board (e.g., president, treasurer, parent representative).

2. Is the trustee an employee of any school operated by the Education Corporation?
 Yes No

If Yes, for each school, please provide a description of the position(s) you hold, your responsibilities, your salary and your start date.

3. Is the trustee an employee or agent of the management company or institutional partner of the charter school(s) governed by the Education Corporation?
 Yes No

If Yes, for each school, please provide a description of the position(s) you hold, your responsibilities, your salary and your start date.

4. Identify each interest/transaction (and provide the requested information) that you or any of your immediate family members or any persons who live with you in your house have held or engaged in with the charter school(s) governed by the Education Corporation during the time you have served on the board, and in the six-month period prior to such service. If there has been no such financial interest or transaction, write **None**. Please note that if you answered **Yes** to Questions 2-4 above, you need not disclose again your employment status, salary, etc.

Date(s)	Nature of Financial Interest/Transaction	Steps taken to avoid a conflict of interest, (e.g., did not vote, did not participate in discussion)	Name of person holding interest or engaging in transaction and relationship to yourself

**Disclosure of Financial Interest by a Current or Proposed Charter School
Education Corporation Trustee**

Trustee Name:

Sherrin M. Weber

Name of Charter School Education Corporation (for an unmerged school, this is the Charter School Name):

King Center Charter School

1. List all positions held on the education corporation board (e.g., president, treasurer, parent representative).

2. Is the trustee an employee of any school operated by the Education Corporation?
 Yes No

If Yes, for each school, please provide a description of the position(s) you hold, your responsibilities, your salary and your start date.

3. Is the trustee an employee or agent of the management company or institutional partner of the charter school(s) governed by the Education Corporation?
 Yes No

If Yes, for each school, please provide a description of the position(s) you hold, your responsibilities, your salary and your start date.

4. Identify each interest/transaction (and provide the requested information) that you or any of your immediate family members or any persons who live with you in your house have held or engaged in with the charter school(s) governed by the Education Corporation during the time you have served on the board, and in the six-month period prior to such service. If there has been no such financial interest or transaction, write **None**. Please note that if you answered **Yes** to Questions 2-4 above, you need not disclose again your employment status, salary, etc.

Date(s)	Nature of Financial Interest/Transaction	Steps taken to avoid a conflict of interest, (e.g., did not vote, did not participate in discussion)	Name of person holding interest or engaging in transaction and relationship to yourself
N/A			

Disclosure of Financial Interest by a Current or Proposed Charter School Education Corporation Trustee

Trustee Name:

Michael McMahon

Name of Charter School Education Corporation (for an unmerged school, this is the Charter School Name):

King Center Charter School

- 1. List all positions held on the education corporation board (e.g., president, treasurer, parent representative).
- 2. Is the trustee an employee of any school operated by the Education Corporation?
 Yes No

If Yes, for each school, please provide a description of the position(s) you hold, your responsibilities, your salary and your start date.

- 3. Is the trustee an employee or agent of the management company or institutional partner of the charter school(s) governed by the Education Corporation?
 Yes No

If Yes, for each school, please provide a description of the position(s) you hold, your responsibilities, your salary and your start date.

- 4. Identify each interest/transaction (and provide the requested information) that you or any of your immediate family members or any persons who live with you in your house have held or engaged in with the charter school(s) governed by the Education Corporation during the time you have served on the board, and in the six-month period prior to such service. If there has been no such financial interest or transaction, write **None**. Please note that if you answered **Yes** to Questions 2-4 above, you need not disclose again your employment status, salary, etc.

Date(s)	Nature of Financial Interest/Transaction	Steps taken to avoid a conflict of interest, (e.g., did not vote, did not participate in discussion)	Name of person holding interest or engaging in transaction and relationship to yourself
---------	--	--	---


NONE

Please write "None" if applicable. Do not leave this space blank.

NONE


5. Identify each individual, business, corporation, union association, firm, partnership, committee proprietorship, franchise holding company, joint stock company, business or real estate trust, non-profit organization, or other organization or group of people doing business with the school(s) governed by the Education Corporation and in which such entity, during the time of your tenure as a trustee, you and/or your immediate family member(s) or person(s) living in your house had a financial interest or other relationship. If you are a member, director, officer or employee of an organization formally partnered with the school(s) that is/are doing business with the school(s) through a management or services agreement, please identify only the name of the organization, your position in the organization, and the relationship between such organization and the school(s). If there was no financial interest, write None.


Organization conducting business with the school(s)	Nature of business conducted	Approximate value of the business conducted	Name of Trustee and/or immediate family member of household holding an interest in the organization conducting business with the school(s) and the nature of the interest	Steps Taken to Avoid Conflict of Interest
<i>Please write "None" if applicable. Do not leave this space blank.</i>				
NONE				



Signature


7/19/17
Date

Please note that this document is considered a public record and as such, may be made available to members of the public upon request under the Freedom of Information Law. Personal contact information provided below will be redacted.

Business Telephone: 

Business Address: 

E-mail Address: 

Home Telephone: 

Home Address: 

**Disclosure of Financial Interest by a Current or Proposed Charter School
Education Corporation Trustee**

Trustee Name:

KEITH FROME

Name of Charter School Education Corporation (for an unmerged school, this is the Charter School Name):

King Center Charter School

1. List all positions held on the education corporation board (e.g., president, treasurer, parent representative).

2. Is the trustee an employee of any school operated by the Education Corporation?
 Yes No

If **Yes**, for each school, please provide a description of the position(s) you hold, your responsibilities, your salary and your start date.

3. Is the trustee an employee or agent of the management company or institutional partner of the charter school(s) governed by the Education Corporation?
 Yes No

If **Yes**, for each school, please provide a description of the position(s) you hold, your responsibilities, your salary and your start date.

4. Identify each interest/transaction (and provide the requested information) that you or any of your immediate family members or any persons who live with you in your house have held or engaged in with the charter school(s) governed by the Education Corporation during the time you have served on the board, and in the six-month period prior to such service. If there has been no such financial interest or transaction, write **None**. Please note that if you answered **Yes** to Questions 2-4 above, you need not disclose again your employment status, salary, etc.

Date(s)	Nature of Financial Interest/Transaction	Steps taken to avoid a conflict of interest, (e.g., did not vote, did not participate in discussion)	Name of person holding interest or engaging in transaction and relationship to yourself



Entry 9 BOT Table

Created: 07/17/2017 • Last updated: 07/21/2017

(tab across or use scroll bar at bottom of table)

1. Current Board Member Information

	Trustee Name	Email Addresses	Position on the Board	Committee Affiliations	Voting Member Per By Laws? (Y/N)	Area of Expertise, and/or Additional Role at School (parent, staff member, etc.)	Number of Terms Served and Length of Each (Include election date and term expiration)	Number of Board Mtgs Attended during 2016-17?
1	Catherine Wettlaufer	[REDACTED]	Chair/ Board President	Finance, Facility	Yes	Law & Education	5 Years Expires 6/30/2018	9
2	Michelle Martin	[REDACTED]	Vice Chair/ Vice President	Nominating	Yes	Parent	9 Years Expires 6/30/2019	5 or less
3	Brooke Anderson Tompkins	[REDACTED]	Secretary	Finance	Yes	Finance & Commercial Real Estate	15 Years Expires 6/30/2018	5 or less
4	Carl Morgan	[REDACTED]	Treasurer	Finance	Yes	Finance	6 Years Expires 6/30/2019	10

5	W. Scott Saperston	[REDACTED]	Treasurer	Finance	Yes	Finance	1 Year Expires 6/30/2018	7
6	Toddie Rogers	[REDACTED]	Parent Representative	Parent	Yes	Parent	1 Year Expires 6/30/2018	8
7	Susan Koch	[REDACTED]	Parent Representative	Parent	Yes	Parent	6 Years Expires 6/30/2017	9
8	Abby Stevens	[REDACTED]	Parent Representative	Parent	Yes	Parent	5 Years Expires 6/30/2018	5 or less
9	Keith Frome	[REDACTED]	Trustee/Member	Education	Yes	Education	7 years Expires 6/30/2018	7
10	Timothy Kupinski	[REDACTED]	Trustee/Member	Facility, Nominating	Yes	Architecture & Non Profit Fundraising	5 Years Expires 6/30/2018	8
11	Julie Henry	[REDACTED]	Trustee/Member	Education	Yes	Education	1 Year Expires 6/30/2018	10
12	Steven Bilteko	[REDACTED]	Trustee/Member	Education	Yes	Education	7 years Expires 6/30/2018	9

							018	
13	Sherr Weber	[REDACTED]	Truste e/Mem ber	Educat ion	Yes	Educat ion	New Expire s 6/30/2 019	9
14	Michae l McMah on	[REDACTED]	Truste e/Mem ber	Financ e	Yes	Financ e	New Expior es 6/30/2 019	8
15								
16								
17								
18								
19								
20								

2. Total Number of Members on June 30, 2016 13

3. Total Number of Members Joining the Board 2016-17 School Year 2

4. Total Number of Members Departing the Board during the 2016-17 School Year 1

5. Number of Voting Members 2016-17, as set by the by-laws, resolution or minutes 14

6. Number of Board Meetings Conducted in the 2016-17 School Year 10

7. Number of Board Meetings 12

Scheduled for the [2017-18](#)

School Year

Thank you.



Entry 11 Enrollment and Retention of Special Populations

Created: 07/17/2017 • Last updated: 07/24/2017

[Instructions for Reporting Enrollment and Retention Strategies](#)

Describe the efforts the charter school has made in 2016 2017 toward meeting targets to attract and retain enrollment of students with disabilities, English language learners, and students who are economically disadvantaged. In addition, describe the school's plans for meeting or making progress toward meeting its enrollment and retention targets in 2017 2018.

Recruitment/Attraction Efforts Toward Meeting Targets

	Describe Efforts Toward Meeting Recruitment Targets 2016 17)	Describe Plans Toward Meeting Recruitment Targets 2017 18)
Economically Disadvantaged	<ul style="list-style-type: none"> • Implement a strategic marketing and enrollment plan organized by our newly formed enrollment team and outreach coordinator • Continue to revise the KCCS website to encourage families from targeted populations to apply • Continue to partner with a variety of community agencies and organizations 	<ul style="list-style-type: none"> • Implement a strategic marketing and enrollment plan organized by our newly formed enrollment team and outreach coordinator • Continue to revise the KCCS website to encourage families from targeted populations to apply • Continue to partner with a variety of community agencies and organizations
English Language Learners	<ul style="list-style-type: none"> • Engage in demographic targeted advertising to recruit English language learners working through resettlement • ENL students at KCCS will continue to voice their stories in local resettlement publications • Continue to revise the KCCS website to encourage families from targeted populations to apply; including translated admissions and enrollment information in top 5 foreign languages spoken in Western New York in local resettlement publications as well as translated admissions documentation on our school website • Continue to partner with a variety of community agencies and organizations. 	<ul style="list-style-type: none"> • Engage in demographic targeted advertising to recruit English language learners working through resettlement • ENL students at KCCS will continue to voice their stories in local resettlement publications • Continue to revise the KCCS website to encourage families from targeted populations to apply; including translated admissions and enrollment information in top 5 foreign languages spoken in Western New York in local resettlement publications as well as translated admissions documentation on our school website • Continue to partner with a variety of community agencies and organizations.
Students with Disabilities	<ul style="list-style-type: none"> • Implement a strategic marketing and enrollment plan organized by our newly formed enrollment team and outreach coordinator • Continue to revise the KCCS website to encourage families from targeted populations to apply • Continue to partner with a variety of community agencies and organizations 	<ul style="list-style-type: none"> • Implement a strategic marketing and enrollment plan organized by our newly formed enrollment team and outreach coordinator • Continue to revise the KCCS website to encourage families from targeted populations to apply • Continue to partner with a variety of community agencies and organizations

Retention Efforts Toward Meeting Targets

	Describe Efforts Toward Meeting Retention Targets 2016 17)	Describe Plans Toward Meeting Retention Targets 2017 18)
Economically Disadvantaged	<ul style="list-style-type: none"> • Remain on its current site on the East Side of Buffalo • Continue to offer busing using the public school bus services • Maintain its staff of 4 full time special education teachers including 1 full time speech teacher, 2 full time social workers • Strengthen its Parent Teacher Organization to encourage more parent communication • Provide continued professional development to KCCS faculty 	<ul style="list-style-type: none"> • Remain on its current site on the East Side of Buffalo • Continue to offer busing using the public school bus services • Maintain its staff of 4 full time special education teachers including 1 full time speech teacher, 2 full time social workers • Strengthen its Parent Teacher Organization to encourage more parent communication • Provide continued professional development to KCCS faculty
English Language Learners	<ul style="list-style-type: none"> • Continue to offer busing using the public school bus services • Maintain its staff of 4 full time special education teachers including 1 full time speech teacher, 2 full time social workers and 2 full time ENL positions; • Strengthen its Parent Teacher Organization to encourage more parent communication • Provide continued professional development to KCCS faculty 	<ul style="list-style-type: none"> • Continue to offer busing using the public school bus services • Maintain its staff of 4 full time special education teachers including 1 full time speech teacher, 2 full time social workers and 2 full time ENL positions; • Strengthen its Parent Teacher Organization to encourage more parent communication • Provide continued professional development to KCCS faculty
Students with Disabilities	<ul style="list-style-type: none"> • Remain on its current site on the East Side of Buffalo • Continue to offer busing using the public school bus services • Maintain its staff of 4 full time special education teachers including 1 full time speech teacher, 2 full time social workers • Strengthen its Parent Teacher Organization to encourage more parent communication • Provide continued professional development to KCCS faculty 	<ul style="list-style-type: none"> • Remain on its current site on the East Side of Buffalo • Continue to offer busing using the public school bus services • Maintain its staff of 4 full time special education teachers including 1 full time speech teacher, 2 full time social workers • Strengthen its Parent Teacher Organization to encourage more parent communication • Provide continued professional development to KCCS faculty



Entry 12 Classroom Teacher and Administrator Attrition

Created: 07/17/2017 • Last updated: 07/18/2017

Report changes in teacher and administrator staffing.

Instructions for completing the Classroom Teacher and Administrator Attrition Tables

Charter schools must complete the two tables named 2016-2017 Classroom Teacher and Administrator Attrition to report changes in teacher and administrator staffing in 2016-2017. Please provide the full time equivalent (FTE) of staff on June 30, 2016; the FTE for any departed staff from July 1, 2016 through June 30, 2017; the FTE for added staff from July 1, 2016 through June 30, 2017; and the FTE of staff added in newly created positions from July 1, 2016 through June 30, 2017 using the two tables provided.

Classroom Teacher Attrition Table

	FTE Classroom Teachers on June 30, 2016	FTE Classroom Teachers Departed 7/1/16 6/30/17	FTE Classroom Teachers Filling Vacant Positions 7/1/16 6/30/17	FTE Classroom Teachers Added in New Positions 7/1/16 6/30/17	FTE of Classroom Teachers on June 30, 2017
	36	6	6	8	44

Administrator Position Attrition Table

	FTE Administrative Positions on June 30, 2016	FTE Administrators Departed 7/1/16 6/30/17	FTE Administrators Filling Vacant Positions 7/1/16 6/30/17	FTE Administrators Added in New Positions 7/1/16 6/30/17	FTE Administrative Positions on June 30, 2017
	5	0	0	0	5

Thank you

2017-2018 KING CENTER CHARTER SCHOOL CALENDAR

JULY 2017

S	M	T	W	T	F	S
						1
2	3	4	5	6	7	8
9	10	11	12	13	14	15
16	17	18	19	20	21	22
23	24	25	26	27	28	29
30	31					

JANUARY 2018

S	M	T	W	T	F	S
	1	2	3	4	5	6
7	8	9	10	11	12	13
14	15	16	17	18	19	20
21	22	23	24	25	26	27
28	29	30	31			

AUGUST 2017

S	M	T	W	T	F	S
		1	2	3	4	5
6	7	8	9	10	11	12
13	14	15	16	17	18	19
20	21	22	23	24	25	26
27	28	29	30	31		

FEBRUARY 2018

S	M	T	W	T	F	S
				1	2	3
4	5	6	7	8	9	10
11	12	13	14	15	16	17
18	19	20	21	22	23	24
25	26	27	28			

SEPTEMBER 2017

S	M	T	W	T	F	S
					1	2
3	4	5	6	7	8	9
10	11	12	13	14	15	16
17	18	19	20	21	22	23
24	25	26	27	28	29	30

MARCH 2018

S	M	T	W	T	F	S
				1	2	3
4	5	6	7	8	9	10
11	12	13	14	15	16	17
18	19	20	21	22	23	24
25	26	27	28	29	30	31

OCTOBER 2017

S	M	T	W	T	F	S
1	2	3	4	5	6	7
8	9	10	11	12	13	14
15	16	17	18	19	20	21
22	23	24	25	26	27	28
29	30	31				

APRIL 2018

S	M	T	W	T	F	S
1	2	3	4	5	6	7
8	9	10	11	12	13	14
15	16	17	18	19	20	21
22	23	24	25	26	27	28
29	30					

NOVEMBER 2017

S	M	T	W	T	F	S
			1	2	3	4
5	6	7	8	9	10	11
12	13	14	15	16	17	18
19	20	21	22	23	24	25
26	27	28	29	30		

MAY 2018

S	M	T	W	T	F	S
		1	2	3	4	5
6	7	8	9	10	11	12
13	14	15	16	17	18	19
20	21	22	23	24	25	26
27	28	29	30	31		

DECEMBER 2017

S	M	T	W	T	F	S
					1	2
3	4	5	6	7	8	9
10	11	12	13	14	15	16
17	18	19	20	21	22	23
24	25	26	27	28	29	30
31						

JUNE 2018

S	M	T	W	T	F	S
					1	2
3	4	5	6	7	8	9
10	11	12	13	14	15	16
17	18	19	20	21	22	23
24	25	26	27	28	29	30

AUGUST 23 STAFF REPORTS

SEPTEMBER 5 FIRST DAY OF CLASSES
20 MEET THE TEACHER NIGHT

OCTOBER 2 7/8 OPTIONS BEGIN
9 COLUMBUS DAY - NO SCHOOL

NOVEMBER 7 ELECTION DAY - NO SCHOOL
10 VETERANS DAY - NO SCHOOL
23-24 THANKSGIVING RECESS

DECEMBER 1 GRADES CLOSE
8 PARENT TEACHER CONFERENCES (NO STUDENTS)
22 SUP'T CONF. DAY - NO STUDENTS, STAFF REPORT
23-31 WINTER RECESS - NO SCHOOL

JANUARY 1 WINTER RECESS - NO SCHOOL
12 MLK CELEBRATION ASSEMBLY
15 MARTIN LUTHER KING DAY - NO SCHOOL

FEBRUARY 19-23 MID WINTER RECESS - NO SCHOOL

MARCH 16 GRADES CLOSE
23 PARENT TEACHER CONFERENCES (NO STUDENTS)
30 SPRING RECESS BEGINS - NO SCHOOL

APRIL 2-6 SPRING RECESS - NO SCHOOL
11-13 GRADES 3-8 ELA TESTING

MAY 1-3 GRADES 3-8 MATH TESTING
10 SUP'T CONF. DAY - NO STUDENTS, STAFF REPORT
17 7/8 OPTIONS END
28 MEMORIAL DAY - NO SCHOOL

JUNE 20-22 EARLY RELEASE DAY - PARENT TEACHER CONFERENCES
20 KINDERGARTEN CELEBRATION
21 8TH GRADE GRADUATION
22 LAST DAY OF SCHOOL

No 7/8th Grade Options:
Nov. 22, Dec. 21, Mar. 29
Apr 9-13, Apr. 30, May 1-4

 3-8 NYSED Testing

 Special Event

 Schools Closed

 Early Release Day

*Per past practice, student attendance is not taken on Sup't. Conf. Days