



Entry 1 School Information

Created: 07/28/2017 • Last updated: 08/01/2017

Please be advised that you will need to complete this cover page (including signatures) before all of the other tasks assigned to you by your authorizer are visible on your task page. While completing this task, please ensure that you select the correct authorizer (**as of June 30, 2017**) or you may not be assigned the correct tasks.

a. SCHOOL NAME AND BEDS# MANHATTAN CS II (SUNY Trustees)

(Select name from the drop down menu)

b. CHARTER AUTHORIZER SUNY Authorized Charter School

(For technical reasons, please re select authorizer name from the drop down menu).

c. DISTRICT / CSD OF LOCATION NYC CSD 1

d1. SCHOOL INFORMATION

	PRIMARY ADDRESS	PHONE NUMBER	FAX NUMBER	EMAIL ADDRESS
	220 Henrey Street	[REDACTED]	[REDACTED]	[REDACTED]

d2. PHONE CONTACT NUMBER FOR AFTER HOURS EMERGENCIES

Contact Name	Ola Duru
Title	Director of Operations
Emergency Phone Number (### ### ####)	[REDACTED]

e. SCHOOL WEB ADDRESS (URL) www.manhattancharterschool.org

f. DATE OF INITIAL CHARTER 09/2012

g. DATE FIRST OPENED FOR INSTRUCTION 08/2013

i. TOTAL ENROLLMENT ON JUNE 30, 2017 220

j. GRADES SERVED IN SCHOOL YEAR 2016-17

Check all that apply

Grades Served	K, 1, 2, 3, 4, 5
---------------	------------------

k1. DOES THE SCHOOL CONTRACT WITH A CHARTER OR EDUCATIONAL MANAGEMENT ORGANIZATION? No


11. FACILITIES

Does the school maintain or operate multiple sites?

No, just one site.

12. SCHOOL SITES

Please list the sites where the school will operate for the upcoming school year.

	Physical Address	Phone Number	District/CSD	Grades Served at Site	School at Full Capacity at Site	Facilities Agreement
Site 1 (same as primary site)	220 Henry Street		CSD 1	k 5	Yes	DOE space
Site 2						
Site 3						

12a. Please provide the contact information for Site 1.

	Name	Work Phone	Alternate Phone	Email Address
School Leader	Amy Salazar	[REDACTED]		[REDACTED]
Operational Leader	Ola Duru	[REDACTED]		[REDACTED]
Compliance Contact	Ola Duru	[REDACTED]		[REDACTED]
Complaint Contact	Ola Duru	[REDACTED]		[REDACTED]

m1. Is the school or are the school sites co-located? Yes

m2. Please list the terms of your current co-location.

	Date school will leave current co location	Is school working with NYCDOE to expand into current space?	If so, list year expansion will occur.	Is school working with NYCDOE to move to separate space?	If so, list the proposed space and year planned for move	School at Full Capacity at Site
Site 1 (primary site)	N/A	No		No		Yes
Site 2						
Site 3						

n1. Were there any revisions to the school's charter during the 2016-17 school year? (Please include approved or pending material and non-material charter revisions). No

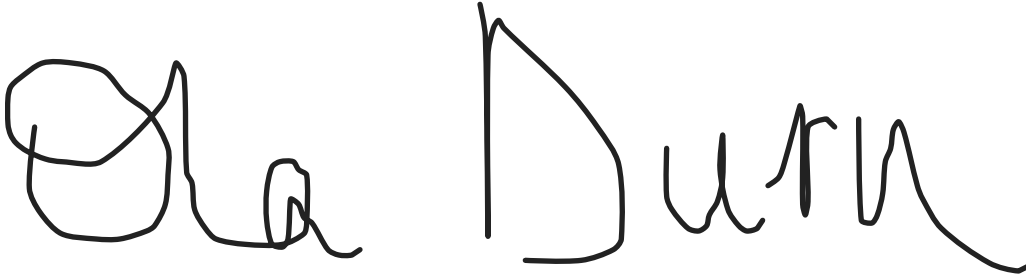
o. Name and Position of Individual(s) Who Completed the 2016-17 Annual Report.

Ola Duru Director of Operations

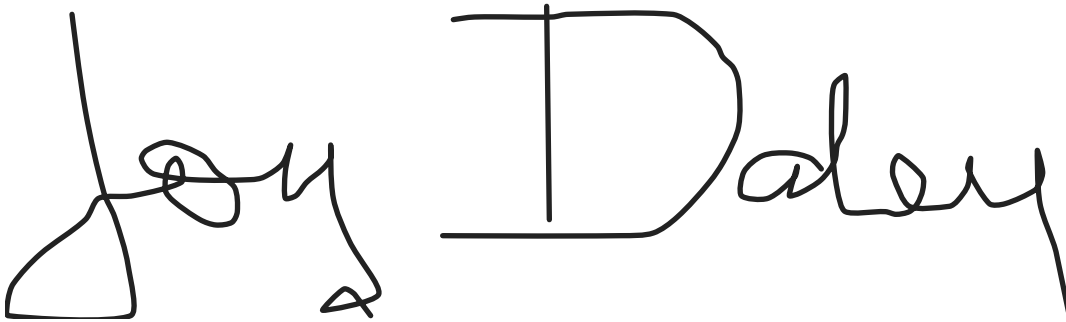
p. Our signatures below attest that all of the information contained herein is truthful and accurate and that this charter school is in compliance with all aspects of its charter, and with all pertinent Federal, State, and local laws, regulations, and rules. We understand that if any information in any part of this report is found to have been deliberately misrepresented, that will constitute grounds for the revocation of our charter. Check **YES if you agree and then use the mouse on your PC or the stylist on your mobile device to sign your name).**

Yes

Signature, Head of Charter School

A handwritten signature in black ink that reads "Ola Duru". The letters are cursive and connected, with a large initial 'O' and 'D'.

Signature, President of the Board of Trustees

A handwritten signature in black ink that reads "Jay Dadey". The letters are cursive and connected, with a large initial 'J' and 'D'.

Date

2017/08/01

Thank you.



Entry 2 NYS School Report Card Link

Last updated: 07/28/2017

1. NEW YORK STATE REPORT CARD

Provide a direct URL or web link to the most recent New York State School Report Card for the charter school (See <https://reportcards.nysed.gov/>).

(Charter schools completing year one will not yet have a School Report Card or link to one. Please type "URL is not available" in the space provided).

<https://data.nysed.gov/reportcard.php?instid=800000071163&year=2016&createreport=1&allchecked=1&enrollment=1&avgclasssize=1&freelunch=1&attendance=1&suspensions=1&teacherqual=1&teacherturnover=1&staffcounts=1&38ELA=1&38MATH=1&48SCI=1&naep=1&elemELA=1&elemMATH=1&elemSci=1&unweighted=1>



Entry 4 Expenditures per Child

Created: 07/28/2017 • Last updated: 07/31/2017

Financial Information

This information is required of ALL charter schools. Provide the following measures of fiscal performance of the charter school in Appendix B (Total Expenditures and Administrative Expenditures Per Child):

1. Total Expenditures Per Child

To calculate '**Total Expenditures per Child**' take total expenditures (from the unaudited 2016-17 Schedule of Functional Expenses) and divide by the year end FTE student enrollment. (Integers Only. No dollar signs or commas).

Note: The information on the Schedule of Functional Expenses on pages 41-43 of the Audit Guide can help schools locate the amounts to use in the two per pupil calculations: <http://www.p12.nysed.gov/psc/AuditGuide.html>

Line 1: Total Expenditures	2816676
Line 2: Year End FTE student enrollment	220
Line 3: Divide Line 1 by Line 2	12803

2. Administrative Expenditures per Child

To calculate **'Administrative Expenditures per Child'** To calculate "Administrative Expenditures per Child" first *add* together the following:

1. Take the relevant portion from the 'personnel services cost' row and the 'management and general' column (from the unaudited 2016 17 Schedule of Functional Expenses)
2. Any contracted administrative/management fee paid to other organizations or corporations
3. Take the total from above and divide it by the year end FTE enrollment. The relevant portion that must be included in this calculation is defined as follows:

Administrative Expenditures: Administration and management of the charter school includes the activities and personnel of the offices of the chief school officer, the finance or business offices, school operations personnel, data management and reporting, human resources, technology, etc. It also includes those administrative and management services provided by other organizations or corporations on behalf of the charter school for which the charter school pays a fee or other compensation. Do not include the FTE of personnel whose role is to directly support the instructional program.

Notes:

The information on the Schedule of Functional Expenses on pages 41-43 of the Audit Guide can help schools locate the amounts to use in the two per pupil calculations:

<http://www.p12.nysed.gov/psc/AuditGuide.html>.

Employee benefit costs or expenditures should not be reported in the above calculations.

Line 1: Relevant Personnel Services Cost (Row)	1348967
Line 2: Management and General Cost (Column)	458919
Line 3: Sum of Line 1 and Line 2	1807886
Line 5: Divide Line 3 by the Year End FTE student enrollment	8218

Thank you.



**GENERAL INSTRUCTIONS FOR
ANNUAL BUDGET/QUARTERLY REPORT**

TEMPLATE TABS

1- GRAY tab contains the Instructions




Instructions	Provides description of tabs and input requirements.
Funding by District	Charter School Tuition Rates

2- BLUE tabs require input of information

1.) Name of School	>Select school name from list. >Enter contact information.
2.) Enrollment	Enter enrollment information for Annual Budget (& Revisions) and Quarterly Actuals. Includes: >Enrollment by Grade >Enrollment by District
3.) Staffing Plan	Enter staffing plan information for Annual Budget (& Revisions) and Quarterly Actuals. Includes: >Full Time Equivalent (FTE), by Position Category, By Quarter
4.) Yearly Budget	Enter Yearly Budget information. Includes: >"Pior Year" column may be completed based upon preliminary data, and adjusted with Annual Audited data when the Quarter 2 Actuals are being submitted. (Note: Quarterly Revenue allocation may be set) >Budgeted Enrollment data and Per Pupil Revenue for the current year are populated based upon input on tab "2.) Enrollment." >Budgeted FTE for current year is populated based upon input on tab "3.) Staffing Plan." >All other sources of revenue >All expenses >Budget Revisions, as necessary and <i>approved</i> by the school's Board of Directors, should be submitted when submitting Quarterly Actuals.
5.) Balance Sheet	Enter Balance Sheet information for EdCorps. Separate schools merged into a primary EdCorp should NOT use this tab. >"Pior Year" column may be completed based upon preliminary data, and adjusted with Annual Audited data when the Quarter 2 Actuals are being submitted.

6.) Quarterly Report	Enter Actual Quarterly Report information . Includes: >Actual Enrollment data and Per Pupil Revenue for the current year are populated based upon input on tab "2.) Enrollment." >Actual FTE for current year is populated based upon input on tab "3.) Staffing Plan." >All other sources of revenue >All expenses
7.) Annual Report Requirement	Complete when submitting Actual Quarter 4.

CELL COLORS & GUIDANCE COMMENTS

-  = Enter information into the light BLUE shaded cells.
-  = Cells labeled in ORANGE containe guidance regarding the input of information.
-  = Cells containing RED triangles in the upper right corner contain "guidance comments" on that particular line item. Please "mouse-over" the triangle to reveal each comment.

Charter Funding Alphabetical By NYS School District
*** (Sum of Charter School Basic Tuition and Supplemental Basic Tuition)**



ANNUAL BUDGET & QUARTERLY REPORT TEMPLATE

Manhattan Charter School II

SCHOOL

Name:	Manhattan Charter School II
--------------	-----------------------------

CONTACT INFORMATION

Contact Name:	Ola Duru
Contact Title:	Director of Operations
Contact Email:	[REDACTED]
Contact Phone:	[REDACTED]

REPORT PERIOD

Current Academic Year:	2017-18
Prior Academic Year:	2016-17

PLAN - FULL TIME EQUIVALENT

STAFFING PLAN - FULL TIME EQUIVALENT ("FTE")

***NOTE:** Enter the number of FTE positions in the "blue" cells.

***NOTE:** If there are NO budget revisions at the time of quarterly submittal leave the 'REVISED' Column(s) COMPLETELY BLANK.

ADMINISTRATIVE PERSONNEL FTE	ADMINISTRATIVE PERSONNEL FTE	PRIOR YEAR
		2016-17
		ACTUAL
Executive Management	Executive Management	0.3
Instructional Management	Instructional Management	2.0
Deans, Directors & Coordinators	Deans, Directors & Coordinators	0.5
CFO / Director of Finance	CFO / Director of Finance	
Operation / Business Manager	Operation / Business Manager	
Administrative Staff	Administrative Staff	3.0
TOTAL ADMINISTRATIVE STAFF	TOTAL ADMINISTRATIVE STAFF	5.8

ANNUAL BUDGETED FTE							
Q1		Q2		Q3		Q4	
Original	Revised	Original	Revised	Original	Revised	Original	Revised
1.3		1.3		1.3		1.3	
3.0		3.0		3.0		3.0	
0.5		0.5		0.5		0.5	
3.0		3.0		3.0		3.0	
7.8	0.0	7.8	0.0	7.8	0.0	7.8	0.0

INSTRUCTIONAL PERSONNEL FTE	INSTRUCTIONAL PERSONNEL FTE	PRIOR YEAR
		2016-17
		ACTUAL
Teachers - Regular	Teachers - Regular	11.0
Teachers - SPED	Teachers - SPED	1.5
Substitute Teachers	Substitute Teachers	
Teaching Assistants	Teaching Assistants	8.0
Specialty Teachers	Specialty Teachers	5.0
Aides	Aides	
Therapists & Counselors	Therapists & Counselors	1.0
Other	Other	
TOTAL INSTRUCTIONAL	TOTAL INSTRUCTIONAL	26.5

ANNUAL BUDGETED FTE							
Q1		Q2		Q3		Q4	
Original	Revised	Original	Revised	Original	Revised	Original	Revised
11.0		11.0		11.0		11.0	
1.5		1.5		1.5		1.5	
8.0		8.0		8.0		8.0	
5.0		5.0		5.0		5.0	
1.0		1.0		1.0		1.0	
26.5	0.0	26.5	0.0	26.5	0.0	26.5	0.0

NON-INSTRUCTIONAL PERSONNEL FTE	NON-INSTRUCTIONAL PERSONNEL FTE	PRIOR YEAR
		2016-17
		ACTUAL
Nurse	Nurse	
Librarian	Librarian	
Custodian	Custodian	
Security	Security	
Other	Other	0.4
TOTAL NON-INSTRUCTIONAL	TOTAL NON-INSTRUCTIONAL	0.4

ANNUAL BUDGETED FTE							
Q1		Q2		Q3		Q4	
Original	Revised	Original	Revised	Original	Revised	Original	Revised
0.4		0.4		0.4		0.4	
0.4	0.0	0.4	0.0	0.4	0.0	0.4	0.0

TOTAL PERSONNEL SERVICE FTE	TOTAL PERSONNEL SERVICE FTE	32.7
------------------------------------	------------------------------------	------

34.7	0.0	34.7	0.0	34.7	0.0	34.7	0.0
------	-----	------	-----	------	-----	------	-----

**MANHATTAN CHARTER SCHOC
2017-18**

PLAN - FULL TIME EQUIVALENT

***NOTE:** Enter the number of FTE positions in the "blue" cells. *Should be input.*

***NOTE:** State the assumptions that are being made for personnel FTE levels.

ADMINISTRATIVE PERSONNEL FTE		Description of Assumptions
	Q4	
	Actual	
Executive Management		
Instructional Management		
Deans, Directors & Coordinators		
CFO / Director of Finance		
Operation / Business Manager		
Administrative Staff		
TOTAL ADMINISTRATIVE STAFF	0.0	

INSTRUCTIONAL PERSONNEL FTE		Description of Assumptions
	Q4	
	Actual	
Teachers - Regular		
Teachers - SPED		
Substitute Teachers		
Teaching Assistants		
Specialty Teachers		
Aides		
Therapists & Counselors		
Other		
TOTAL INSTRUCTIONAL	0.0	

NON-INSTRUCTIONAL PERSONNEL FTE		Description of Assumptions
	Q4	
	Actual	
Nurse		
Librarian		
Custodian		
Security		
Other		
TOTAL NON-INSTRUCTIONAL	0.0	

TOTAL PERSONNEL SERVICE FTE	0.0	
------------------------------------	-----	--

MANHATTAN CHARTER SCHOOL II
Budget / Operating Plan
2017-18

Total Revenue	3,342,675	997,197	-	-	997,197	-	-	997,197
Total Expenses	2,499,580	969,971	-	-	969,971	-	-	969,971
Net Income	843,095	27,227	-	-	27,227	-	-	27,227
Actual Student Enrollment	206	241	-	-	241	-	-	241

	Prior Year Actual	1st Quarter - 7/1 - 9/30			2nd Quarter - 10/1 - 12/31			3rd Quarter
	2016-17	Original	Revised	Variance	Original	Revised	Variance	Original
	Revenue Per Pupil	Budget	Budget		Budget	Budget		Budget

REVENUE

REVENUES FROM STATE SOURCES

2017-18
Per Pupil Rate

		Allocate Per Pupil Revenue by Quarter	*NOTE: If there are NO budget revisions at the time of quarterly submittal leave. If budget revisions ARE made, the entire "REVISED" budget columns for the affected quarters will be revised.					
Per Pupil Revenue	PPR %/Qtr->	25.0%	25.0%		25.0%	25.0%		25.0%
NYC CHANCELLOR'S OFFICE	14,527	3,190,899	873,436	-	873,436	-	-	873,436
-	-	-	-	-	-	-	-	-
-	-	-	-	-	-	-	-	-
-	-	-	-	-	-	-	-	-
-	-	-	-	-	-	-	-	-
-	-	-	-	-	-	-	-	-
-	-	-	-	-	-	-	-	-
-	-	-	-	-	-	-	-	-
-	-	-	-	-	-	-	-	-
-	-	-	-	-	-	-	-	-
-	-	-	-	-	-	-	-	-
-	-	-	-	-	-	-	-	-
-	-	-	-	-	-	-	-	-
-	-	-	-	-	-	-	-	-
-	-	-	-	-	-	-	-	-
-	-	-	-	-	-	-	-	-
-	-	-	-	-	-	-	-	-
ALL OTHER School Districts: (Weighted Avg)	-	-	-	-	-	-	-	-
TOTAL Per Pupil Revenue (Weighted Average Per Pupil Funding)	14,527	3,190,899	873,436	-	873,436	-	-	873,436
Special Education Revenue			81,211	-	81,211	-	-	81,211
Grants								
Stimulus				-			-	
DYCD (Department of Youth and Community Development)				-			-	
Other				-			-	
NYC DoE Rental Assistance								
Other		5,051		-	5,051		-	5,051
TOTAL REVENUE FROM STATE SOURCES		3,190,899	959,697	-	959,697	-	-	959,697

REVENUE FROM FEDERAL FUNDING

IDEA Special Needs	24,725	6,250		-	6,250		-	6,250
Title I	62,823	17,500		-	17,500		-	17,500
Title Funding - Other	2,600	1,250		-	1,250		-	1,250
School Food Service (Free Lunch)				-			-	
Grants								

MANHATTAN CHARTER SCHOOL II Budget / Operating Plan 2017-18								
Total Revenue	3,342,675	997,197	-	-	997,197	-	-	997,197
Total Expenses	2,499,580	969,971	-	-	969,971	-	-	969,971
Net Income	843,095	27,227	-	-	27,227	-	-	27,227
Actual Student Enrollment	206	241	-	-	241	-	-	241
	Prior Year Actual	1st Quarter - 7/1 - 9/30			2nd Quarter - 10/1 - 12/31			3rd Q
	2016-17	Original	Revised		Original	Revised		Original
	Revenue Per	Budget	Budget	Variance	Budget	Budget	Variance	Budget
	Pupil							
Charter School Program (CSP) Planning & Implementation				-			-	
Other				-			-	
Other				-			-	
TOTAL REVENUE FROM FEDERAL SOURCES	90,148	25,000	-	-	25,000	-	-	25,000
LOCAL and OTHER REVENUE								
Contributions and Donations	28,000			-			-	
Fundraising				-			-	
Erate Reimbursement	33,420	12,500		-	12,500		-	12,500
Earnings on Investments				-			-	
Interest Income	208			-			-	
Food Service (Income from meals)				-			-	
Text Book				-			-	
OTHER				-			-	
TOTAL REVENUE FROM LOCAL and OTHER SOURCES	61,628	12,500	-	-	12,500	-	-	12,500
TOTAL REVENUE	3,342,675	997,197	-	-	997,197	-	-	997,197

MANHATTAN CHARTER SCHOOL II
Budget / Operating Plan
2017-18

Total Revenue	3,342,675	997,197	-	-	997,197	-	-	997,197
Total Expenses	2,499,580	969,971	-	-	969,971	-	-	969,971
Net Income	843,095	27,227	-	-	27,227	-	-	27,227
Actual Student Enrollment	206	241	-	-	241	-	-	241
	Prior Year Actual	1st Quarter - 7/1 - 9/30			2nd Quarter - 10/1 - 12/31			3rd Q
	2016-17	Original	Revised		Original	Revised		Original
	Revenue Per Pupil	Budget	Budget	Variance	Budget	Budget	Variance	Budget

EXPENSES

ADMINISTRATIVE STAFF PERSONNEL COSTS

Avg. No.
of Positions

Executive Management	1.30	42,596	34,350	-	34,350	-	34,350
Instructional Management	3.00	198,754	80,625	-	80,625	-	80,625
Deans, Directors & Coordinators	0.50	46,437	23,881	-	23,881	-	23,881
CFO / Director of Finance	-	-	-	-	-	-	-
Operation / Business Manager	-	-	-	-	-	-	-
Administrative Staff	3.00	116,820	27,631	-	27,631	-	27,631
TOTAL ADMINISTRATIVE STAFF	7.80	404,607	166,487	-	166,487	-	166,487

INSTRUCTIONAL PERSONNEL COSTS

Teachers - Regular	11.00	588,993	186,827	-	186,827	-	186,827
Teachers - SPED	1.50	91,749	35,680	-	35,680	-	35,680
Substitute Teachers	-	-	-	-	-	-	-
Teaching Assistants	8.00	236,192	79,822	-	79,822	-	79,822
Specialty Teachers	5.00	264,963	82,136	-	82,136	-	82,136
Aides	-	-	-	-	-	-	-
Therapists & Counselors	1.00	13,100	13,902	-	13,902	-	13,902
Other	-	20,859	46,821	-	46,821	-	46,821
TOTAL INSTRUCTIONAL	26.50	1,215,856	445,186	-	445,186	-	445,186

NON-INSTRUCTIONAL PERSONNEL COSTS

Nurse	-	-	-	-	-	-	-
Librarian	-	-	-	-	-	-	-
Custodian	-	-	-	-	-	-	-
Security	-	-	-	-	-	-	-
Other	0.40	10,250	3,000	-	3,000	-	3,000
TOTAL NON-INSTRUCTIONAL	0.40	10,250	3,000	-	3,000	-	3,000

SUBTOTAL PERSONNEL SERVICE COSTS

	34.70	1,630,713	614,672	-	614,672	-	614,672
--	-------	-----------	---------	---	---------	---	---------

PAYROLL TAXES AND BENEFITS

Payroll Taxes		129,214	58,394	-	58,394	-	58,394
Fringe / Employee Benefits		223,272	70,500	-	70,500	-	70,500

		MANHATTAN CHARTER SCHOOL II Budget / Operating Plan 2017-18							
Total Revenue		3,342,675	997,197	-	-	997,197	-	-	997,197
Total Expenses		2,499,580	969,971	-	-	969,971	-	-	969,971
Net Income		843,095	27,227	-	-	27,227	-	-	27,227
Actual Student Enrollment		206	241	-	-	241	-	-	241
		Prior Year Actual	1st Quarter - 7/1 - 9/30			2nd Quarter - 10/1 - 12/31			3rd Q
		2016-17	Original	Revised		Original	Revised		Original
		Revenue Per Pupil	Budget	Budget	Variance	Budget	Budget	Variance	Budget
Retirement / Pension		<u>22,982</u>	<u>18,440</u>		-	<u>18,440</u>		-	<u>18,440</u>
TOTAL PAYROLL TAXES AND BENEFITS		375,468	147,334	-	-	147,334	-	-	147,334
TOTAL PERSONNEL SERVICE COSTS		2,006,181	762,006	-	-	762,006	-	-	762,006
CONTRACTED SERVICES									
Accounting / Audit		56,487	15,000		-	15,000		-	15,000
Legal		4,130	2,500		-	2,500		-	2,500
Management Company Fee					-			-	
Nurse Services					-			-	
Food Service / School Lunch					-			-	
Payroll Services		3,919	2,000		-	2,000		-	2,000
Special Ed Services					-			-	
Titlement Services (i.e. Title I)					-			-	
Other Purchased / Professional / Consulting		<u>47,717</u>	<u>39,375</u>		-	<u>39,375</u>		-	<u>39,375</u>
TOTAL CONTRACTED SERVICES		112,253	58,875	-	-	58,875	-	-	58,875

MANHATTAN CHARTER SCHOOL II
Budget / Operating Plan
2017-18

Total Revenue	3,342,675	997,197	-	-	997,197	-	-	997,197
Total Expenses	2,499,580	969,971	-	-	969,971	-	-	969,971
Net Income	843,095	27,227	-	-	27,227	-	-	27,227
Actual Student Enrollment	206	241	-	-	241	-	-	241
	Prior Year Actual	1st Quarter - 7/1 - 9/30			2nd Quarter - 10/1 - 12/31			3rd Quarter
	2016-17	Original	Revised		Original	Revised		Original
	Revenue Per Pupil	Budget	Budget	Variance	Budget	Budget	Variance	Budget
SCHOOL OPERATIONS								
Board Expenses	6,372	1,125		-	1,125		-	1,125
Classroom / Teaching Supplies & Materials	71,470	26,488		-	26,488		-	26,488
Special Ed Supplies & Materials		500		-	500		-	500
Textbooks / Workbooks		2500		-	2500		-	2500
Supplies & Materials other	318			-			-	
Equipment / Furniture	6,128	1,250		-	1,250		-	1,250
Telephone				-			-	
Technology	73,484	10,000		-	10,000		-	10,000
Student Testing & Assessment	11,513	12,500		-	12,500		-	12,500
Field Trips	9,563	2,500		-	2,500		-	2,500
Transportation (student)		1,500		-	1,500		-	1,500
Student Services - other	23,254	21,500		-	21,500		-	21,500
Office Expense	7,588	3,000		-	3,000		-	3,000
Staff Development	44,501	23,750		-	23,750		-	23,750
Staff Recruitment	5,193	3,750		-	3,750		-	3,750
Student Recruitment / Marketing	11,960	3,250		-	3,250		-	3,250
School Meals / Lunch	3,763	1,000		-	1,000		-	1,000
Travel (Staff)		375		-	375		-	375
Fundraising		750		-	750		-	750
Other	10,163	2,000		-	2,000		-	2,000
TOTAL SCHOOL OPERATIONS	285,270	117,738		-	117,738		-	117,738
FACILITY OPERATION & MAINTENANCE								
Insurance	34,003	11,250		-	11,250		-	11,250
Janitorial		601		-	601		-	601
Building and Land Rent / Lease / Facility Finance Interest				-			-	
Repairs & Maintenance	2,409	2,000		-	2,000		-	2,000
Equipment / Furniture				-			-	
Security				-			-	
Utilities				-			-	
TOTAL FACILITY OPERATION & MAINTENANCE	36,412	13,851		-	13,851		-	13,851
DEPRECIATION & AMORTIZATION	59,464	17,500		-	17,500		-	17,500
RESERVES / CONTINGENCY				-			-	

MANHATTAN CHARTER SCHOOL II										
Budget / Operating Plan										
2017-18										
Total Revenue	3,342,675	997,197	-	-	997,197	-	-	997,197	-	997,197
Total Expenses	2,499,580	969,971	-	-	969,971	-	-	969,971	-	969,971
Net Income	843,095	27,227	-	-	27,227	-	-	27,227	-	27,227
Actual Student Enrollment	206	241	-	-	241	-	-	241	-	241
	Prior Year Actual	1st Quarter - 7/1 - 9/30			2nd Quarter - 10/1 - 12/31			3rd C		
	2016-17	Original	Revised		Original	Revised		Original		
	Revenue Per	Budget	Budget	Variance	Budget	Budget	Variance	Budget	Budget	
	Pupil									
TOTAL EXPENSES	2,499,580	969,971	-	-	969,971	-	-	969,971	-	969,971
NET INCOME	843,095	27,227	-	-	27,227	-	-	27,227	-	27,227

		2017-18 MANHATTAN CHARTER SCHOOL II Budget / Operating Plan 2017-18							
Total Revenue	3,342,675	997,197	-	-	997,197	-	-	997,197	
Total Expenses	2,499,580	969,971	-	-	969,971	-	-	969,971	
Net Income	843,095	27,227	-	-	27,227	-	-	27,227	
Actual Student Enrollment	206	241	-	-	241	-	-	241	
	Prior Year Actual 2016-17 Revenue Per Pupil	1st Quarter - 7/1 - 9/30			2nd Quarter - 10/1 - 12/31			3rd Q	
		Original Budget	Revised Budget	Variance	Original Budget	Revised Budget	Variance	Original Budget	
ENROLLMENT - *School Districts Are Linked To Above Entries*									
Number of Districts:	1	1	-	-	1	-	-	1	
NYC CHANCELLOR'S OFFICE	206	241	-	-	241	-	-	241	
-	-	-	-	-	-	-	-	-	
-	-	-	-	-	-	-	-	-	
-	-	-	-	-	-	-	-	-	
-	-	-	-	-	-	-	-	-	
-	-	-	-	-	-	-	-	-	
-	-	-	-	-	-	-	-	-	
-	-	-	-	-	-	-	-	-	
-	-	-	-	-	-	-	-	-	
-	-	-	-	-	-	-	-	-	
-	-	-	-	-	-	-	-	-	
-	-	-	-	-	-	-	-	-	
-	-	-	-	-	-	-	-	-	
-	-	-	-	-	-	-	-	-	
-	-	-	-	-	-	-	-	-	
-	-	-	-	-	-	-	-	-	
-	-	-	-	-	-	-	-	-	
ALL OTHER School Districts: (Weighted Avg)	-	-	-	-	-	-	-	-	
TOTAL ENROLLMENT	206	241	-	-	241	-	-	241	
REVENUE PER PUPIL	16,227	4,146	-	-	4,146	-	-	4,146	
EXPENSES PER PUPIL	12,134	4,033	-	-	4,033	-	-	4,033	

Total Revenue	-	-	997,197	-	-
Total Expenses	-	-	969,971	-	-
Net Income	-	-	27,227	-	-
Actual Student Enrollment	-	-	241	-	-
	Quarter - 1/1 - 3/31		4th Quarter - 4/1 - 6/30		
	Revised Budget	Variance	Original Budget	Revised Budget	Variance
Charter School Program (CSP) Planning & Implementation		-			-
Other		-			-
Other		=			=
TOTAL REVENUE FROM FEDERAL SOURCES	-	-	25,000	-	-
LOCAL and OTHER REVENUE					
Contributions and Donations		-			-
Fundraising		-			-
Erate Reimbursement		-	12,500		-
Earnings on Investments		-			-
Interest Income		-			-
Food Service (Income from meals)		-			-
Text Book		-			-
OTHER		=			=
TOTAL REVENUE FROM LOCAL and OTHER SOURCES	-	-	12,500	-	-
TOTAL REVENUE	-	-	997,197	-	-

		Quarter - 1/1 - 3/31		4th Quarter - 4/1 - 6/30		
		Revised Budget	Variance	Original Budget	Revised Budget	Variance
Total Revenue		-	-	997,197	-	-
Total Expenses		-	-	969,971	-	-
Net Income		-	-	27,227	-	-
Actual Student Enrollment		-	-	241	-	-
EXPENSES						
ADMINISTRATIVE STAFF PERSONNEL COSTS		Avg. No. of Positions				
Executive Management	1.30		-	34,350		-
Instructional Management	3.00		-	80,625		-
Deans, Directors & Coordinators	0.50		-	23,881		-
CFO / Director of Finance	-		-			-
Operation / Business Manager	-		-			-
Administrative Staff	3.00		-	27,631		-
TOTAL ADMINISTRATIVE STAFF	7.80	-	-	166,487	-	-
INSTRUCTIONAL PERSONNEL COSTS						
Teachers - Regular	11.00		-	186,827		-
Teachers - SPED	1.50		-	35,680		-
Substitute Teachers	-		-			-
Teaching Assistants	8.00		-	79,822		-
Specialty Teachers	5.00		-	82,136		-
Aides	-		-			-
Therapists & Counselors	1.00		-	13,902		-
Other	-		-	46,821		-
TOTAL INSTRUCTIONAL	26.50	-	-	445,186	-	-
NON-INSTRUCTIONAL PERSONNEL COSTS						
Nurse	-		-			-
Librarian	-		-			-
Custodian	-		-			-
Security	-		-			-
Other	0.40		-	3,000		-
TOTAL NON-INSTRUCTIONAL	0.40	-	-	3,000	-	-
SUBTOTAL PERSONNEL SERVICE COSTS		-	-	614,672	-	-
PAYROLL TAXES AND BENEFITS						
Payroll Taxes			-	58,394		-
Fringe / Employee Benefits			-	70,500		-

Total Revenue		-	-	997,197	-	-
Total Expenses		-	-	969,971	-	-
Net Income		-	-	27,227	-	-
Actual Student Enrollment		-	-	241	-	-
		Quarter - 1/1 - 3/31			4th Quarter - 4/1 - 6/30	
		Revised Budget	Variance	Original Budget	Revised Budget	Variance
Retirement / Pension			-	<u>18,440</u>		-
TOTAL PAYROLL TAXES AND BENEFITS		-	-	147,334	-	-
TOTAL PERSONNEL SERVICE COSTS						
	34.70	-	-	762,006	-	-
CONTRACTED SERVICES						
Accounting / Audit			-	15,000		-
Legal			-	2,500		-
Management Company Fee			-			-
Nurse Services			-			-
Food Service / School Lunch			-			-
Payroll Services			-	2,000		-
Special Ed Services			-			-
Titlement Services (i.e. Title I)			-			-
Other Purchased / Professional / Consulting			-	<u>39,375</u>		-
TOTAL CONTRACTED SERVICES		-	-	58,875	-	-

Total Revenue	-	-	997,197	-	-
Total Expenses	-	-	969,971	-	-
Net Income	-	-	27,227	-	-
Actual Student Enrollment	-	-	241	-	-
	Quarter - 1/1 - 3/31		4th Quarter - 4/1 - 6/30		
	Revised Budget	Variance	Original Budget	Revised Budget	Variance
SCHOOL OPERATIONS					
Board Expenses		-	1,125		-
Classroom / Teaching Supplies & Materials		-	26,488		-
Special Ed Supplies & Materials		-	500		-
Textbooks / Workbooks		-	2500		-
Supplies & Materials other		-			-
Equipment / Furniture		-	1,250		-
Telephone		-			-
Technology		-	10,000		-
Student Testing & Assessment		-	12,500		-
Field Trips		-	2,500		-
Transportation (student)		-	1,500		-
Student Services - other		-	21,500		-
Office Expense		-	3,000		-
Staff Development		-	23,750		-
Staff Recruitment		-	3,750		-
Student Recruitment / Marketing		-	3,250		-
School Meals / Lunch		-	1,000		-
Travel (Staff)		-	375		-
Fundraising		-	750		-
Other		-	2,000		-
TOTAL SCHOOL OPERATIONS	-	-	117,738	-	-
FACILITY OPERATION & MAINTENANCE					
Insurance		-	11,250		-
Janitorial		-	601		-
Building and Land Rent / Lease / Facility Finance Interest		-			-
Repairs & Maintenance		-	2,000		-
Equipment / Furniture		-			-
Security		-			-
Utilities		-			-
TOTAL FACILITY OPERATION & MAINTENANCE	-	-	13,851	-	-
DEPRECIATION & AMORTIZATION		-	17,500		-
RESERVES / CONTINGENCY		-			-

Total Revenue	-	-	997,197	-	-
Total Expenses	-	-	969,971	-	-
Net Income	-	-	27,227	-	-
Actual Student Enrollment	-	-	241	-	-
	Quarter - 1/1 - 3/31		4th Quarter - 4/1 - 6/30		
	Revised		Original	Revised	
	Budget	Variance	Budget	Budget	Variance
TOTAL EXPENSES	-	-	<u>969,971</u>	-	-
NET INCOME	-	-	<u>27,227</u>	-	-

Total Revenue	-	-	997,197	-	-
Total Expenses	-	-	969,971	-	-
Net Income	Quarter - 1/1 - 3/31		27,227	-	-
Actual Student Enrollment	-	-	241	-	-
	Quarter - 1/1 - 3/31		4th Quarter - 4/1 - 6/30		
	Revised		Original	Revised	
	Budget	Variance	Budget	Budget	Variance
ENROLLMENT - *School Districts Are Linked To Above Entries*					
Number of Districts:	-	-	1	-	-
NYC CHANCELLOR'S OFFICE	-	-	241	-	-
-	-	-	-	-	-
-	-	-	-	-	-
-	-	-	-	-	-
-	-	-	-	-	-
-	-	-	-	-	-
-	-	-	-	-	-
-	-	-	-	-	-
-	-	-	-	-	-
-	-	-	-	-	-
-	-	-	-	-	-
-	-	-	-	-	-
-	-	-	-	-	-
-	-	-	-	-	-
-	-	-	-	-	-
-	-	-	-	-	-
-	-	-	-	-	-
ALL OTHER School Districts: (Weighted Avg)	-	-	-	-	-
TOTAL ENROLLMENT	=	=	241	=	=
REVENUE PER PUPIL	=	=	4,146	=	=
EXPENSES PER PUPIL	-	-	4,033	-	-

MANHATTAN CHARTER SCHOOL II
Budget / Operating Plan
2017-18

Total Revenue	3,988,789	3,988,789	-	646,114	646,114
Total Expenses	3,879,882	3,879,882	-	(1,380,302)	(1,380,302)
Net Income	108,907	108,907	-	(734,189)	(734,189)
Actual Student Enrollment					

Total Year			VARIANCE	
Original Budget	Revised Budget	Variance	Original Budget vs. PY Budget	Revised Budget vs. PY Budget

DESCRIPTION OF ASSUMPTIONS

REVENUE

REVENUES FROM STATE SOURCES

2017-18

Per Pupil Revenue

Per Pupil Rate

NYC CHANCELLOR'S OFFICE	14,527	3,493,744	3,493,744	-	302,845	302,845
-	-	-	-	-	-	-
-	-	-	-	-	-	-
-	-	-	-	-	-	-
-	-	-	-	-	-	-
-	-	-	-	-	-	-
-	-	-	-	-	-	-
-	-	-	-	-	-	-
-	-	-	-	-	-	-
-	-	-	-	-	-	-
-	-	-	-	-	-	-
-	-	-	-	-	-	-
-	-	-	-	-	-	-
-	-	-	-	-	-	-
-	-	-	-	-	-	-
-	-	-	-	-	-	-
-	-	-	-	-	-	-
-	-	-	-	-	-	-
-	-	-	-	-	-	-
-	-	-	-	-	-	-
-	-	-	-	-	-	-
-	-	-	-	-	-	-
-	-	-	-	-	-	-
ALL OTHER School Districts: (Weighted Avg)	-	-	-	-	-	-
TOTAL Per Pupil Revenue (Weighted Average Per Pupil Funding)	14,527	3,493,744	3,493,744	-	302,845	302,845
Special Education Revenue		324,843	324,843	-	324,843	324,843
Grants						
Stimulus		-	-	-	-	-
DYCD (Department of Youth and Community Development)		-	-	-	-	-
Other		-	-	-	-	-
NYC DoE Rental Assistance		-	-	-	-	-
Other		<u>20,202</u>	<u>20,202</u>	<u>-</u>	<u>20,202</u>	<u>20,202</u>
TOTAL REVENUE FROM STATE SOURCES		3,838,789	3,838,789	-	647,890	647,890

REVENUE FROM FEDERAL FUNDING

IDEA Special Needs		25,000	25,000	-	275	275
Title I		70,000	70,000	-	7,177	7,177
Title Funding - Other		5,000	5,000	-	2,400	2,400
School Food Service (Free Lunch)		-	-	-	-	-
Grants						

	MANHATTAN CHARTER SCHOOL II					DESCRIPTION OF ASSUMPTIONS
	Budget / Operating Plan			2017-18		
Total Revenue	3,988,789	3,988,789	-	646,114	646,114	
Total Expenses	3,879,882	3,879,882	-	(1,380,302)	(1,380,302)	
Net Income	108,907	108,907	-	(734,189)	(734,189)	
Actual Student Enrollment						
	Total Year			VARIANCE		
	Original Budget	Revised Budget	Variance	Original Budget vs. PY Budget	Revised Budget vs. PY Budget	
Charter School Program (CSP) Planning & Implementation	-	-	-	-	-	
Other	-	-	-	-	-	
Other	-	-	-	-	-	
TOTAL REVENUE FROM FEDERAL SOURCES	100,000	100,000	-	9,852	9,852	
LOCAL and OTHER REVENUE						
Contributions and Donations	-	-	-	(28,000)	(28,000)	
Fundraising	-	-	-	-	-	
Erate Reimbursement	50,000	50,000	-	16,580	16,580	
Earnings on Investments	-	-	-	-	-	
Interest Income	-	-	-	(208)	(208)	
Food Service (Income from meals)	-	-	-	-	-	
Text Book	-	-	-	-	-	
OTHER	-	-	-	-	-	
TOTAL REVENUE FROM LOCAL and OTHER SOURCES	50,000	50,000	-	(11,628)	(11,628)	
TOTAL REVENUE	3,988,789	3,988,789	-	646,114	646,114	

		MANHATTAN CHARTER SCHOOL II					DESCRIPTION OF ASSUMPTIONS
		Budget / Operating Plan			2017-18		
		3,988,789	3,988,789	-	646,114	646,114	
		3,879,882	3,879,882	-	(1,380,302)	(1,380,302)	
		108,907	108,907	-	(734,189)	(734,189)	
		Total Year			VARIANCE		
		Original Budget	Revised Budget	Variance	Original Budget vs. PY Budget	Revised Budget vs. PY Budget	
Total Revenue		3,988,789	3,988,789	-	646,114	646,114	
Total Expenses		3,879,882	3,879,882	-	(1,380,302)	(1,380,302)	
Net Income		108,907	108,907	-	(734,189)	(734,189)	
Actual Student Enrollment							
EXPENSES							
ADMINISTRATIVE STAFF PERSONNEL COSTS							
	Avg. No. of Positions						
Executive Management	1.30	137,398	137,398	-	(94,802)	(94,802)	
Instructional Management	3.00	322,500	322,500	-	(123,746)	(123,746)	
Deans, Directors & Coordinators	0.50	95,523	95,523	-	(49,086)	(49,086)	
CFO / Director of Finance	-	-	-	-	-	-	
Operation / Business Manager	-	-	-	-	-	-	
Administrative Staff	3.00	110,525	110,525	-	6,295	6,295	
TOTAL ADMINISTRATIVE STAFF	7.80	665,946	665,946	-	(261,339)	(261,339)	
INSTRUCTIONAL PERSONNEL COSTS							
Teachers - Regular	11.00	747,306	747,306	-	(158,313)	(158,313)	
Teachers - SPED	1.50	142,718	142,718	-	(50,969)	(50,969)	
Substitute Teachers	-	-	-	-	-	-	
Teaching Assistants	8.00	319,287	319,287	-	(83,095)	(83,095)	
Specialty Teachers	5.00	328,542	328,542	-	(63,579)	(63,579)	
Aides	-	-	-	-	-	-	
Therapists & Counselors	1.00	55,606	55,606	-	(42,506)	(42,506)	
Other	-	187,284	187,284	-	(166,425)	(166,425)	
TOTAL INSTRUCTIONAL	26.50	1,780,743	1,780,743	-	(564,887)	(564,887)	
NON-INSTRUCTIONAL PERSONNEL COSTS							
Nurse	-	-	-	-	-	-	
Librarian	-	-	-	-	-	-	
Custodian	-	-	-	-	-	-	
Security	-	-	-	-	-	-	
Other	0.40	12,000	12,000	-	(1,750)	(1,750)	
TOTAL NON-INSTRUCTIONAL	0.40	12,000	12,000	-	(1,750)	(1,750)	
SUBTOTAL PERSONNEL SERVICE COSTS							
	34.70	2,458,689	2,458,689	-	(827,976)	(827,976)	
PAYROLL TAXES AND BENEFITS							
Payroll Taxes		233,575	233,575	-	(104,361)	(104,361)	
Fringe / Employee Benefits		282,000	282,000	-	(58,728)	(58,728)	

		MANHATTAN CHARTER SCHOOL II					DESCRIPTION OF ASSUMPTIONS
		Budget / Operating Plan			2017-18		
Total Revenue		3,988,789	3,988,789	-	646,114	646,114	
Total Expenses		3,879,882	3,879,882	-	(1,380,302)	(1,380,302)	
Net Income		108,907	108,907	-	(734,189)	(734,189)	
Actual Student Enrollment							
		Total Year			VARIANCE		
		Original Budget	Revised Budget	Variance	Original Budget vs. PY Budget	Revised Budget vs. PY Budget	
Retirement / Pension		73,761	73,761	-	(50,779)	(50,779)	
TOTAL PAYROLL TAXES AND BENEFITS		589,336	589,336	-	(213,868)	(213,868)	
TOTAL PERSONNEL SERVICE COSTS		3,048,025	3,048,025	-	(1,041,844)	(1,041,844)	
CONTRACTED SERVICES							
Accounting / Audit		60,000	60,000	-	(3,513)	(3,513)	
Legal		10,000	10,000	-	(5,870)	(5,870)	
Management Company Fee		-	-	-	-	-	
Nurse Services		-	-	-	-	-	
Food Service / School Lunch		-	-	-	-	-	
Payroll Services		8,000	8,000	-	(4,081)	(4,081)	
Special Ed Services		-	-	-	-	-	
Titlement Services (i.e. Title I)		-	-	-	-	-	
Other Purchased / Professional / Consulting		157,500	157,500	-	(109,783)	(109,783)	
TOTAL CONTRACTED SERVICES		235,500	235,500	-	(123,247)	(123,247)	

	MANHATTAN CHARTER SCHOOL II					DESCRIPTION OF ASSUMPTIONS
	Budget / Operating Plan				2017-18	
Total Revenue	3,988,789	3,988,789	-	646,114	646,114	
Total Expenses	3,879,882	3,879,882	-	(1,380,302)	(1,380,302)	
Net Income	108,907	108,907	-	(734,189)	(734,189)	
Actual Student Enrollment						
	Total Year			VARIANCE		
	Original Budget	Revised Budget	Variance	Original Budget vs. PY Budget	Revised Budget vs. PY Budget	
SCHOOL OPERATIONS						
Board Expenses	4,500	4,500	-	1,872	1,872	
Classroom / Teaching Supplies & Materials	105,952	105,952	-	(34,482)	(34,482)	
Special Ed Supplies & Materials	2,000	2,000	-	(2,000)	(2,000)	
Textbooks / Workbooks	10,000	10,000	-	(10,000)	(10,000)	
Supplies & Materials other	-	-	-	318	318	
Equipment / Furniture	5,000	5,000	-	1,128	1,128	
Telephone	-	-	-	-	-	
Technology	40,000	40,000	-	33,484	33,484	
Student Testing & Assessment	50,000	50,000	-	(38,487)	(38,487)	
Field Trips	10,000	10,000	-	(437)	(437)	
Transportation (student)	6,000	6,000	-	(6,000)	(6,000)	
Student Services - other	86,000	86,000	-	(62,746)	(62,746)	
Office Expense	12,000	12,000	-	(4,412)	(4,412)	
Staff Development	95,000	95,000	-	(50,499)	(50,499)	
Staff Recruitment	15,000	15,000	-	(9,807)	(9,807)	
Student Recruitment / Marketing	13,000	13,000	-	(1,040)	(1,040)	
School Meals / Lunch	4,000	4,000	-	(237)	(237)	
Travel (Staff)	1,500	1,500	-	(1,500)	(1,500)	
Fundraising	3,000	3,000	-	(3,000)	(3,000)	
Other	8,000	8,000	-	2,163	2,163	
TOTAL SCHOOL OPERATIONS	470,952	470,952	-	(185,682)	(185,682)	
FACILITY OPERATION & MAINTENANCE						
Insurance	45,000	45,000	-	(10,997)	(10,997)	
Janitorial	2,405	2,405	-	(2,405)	(2,405)	
Building and Land Rent / Lease / Facility Finance Interest	-	-	-	-	-	
Repairs & Maintenance	8,000	8,000	-	(5,591)	(5,591)	
Equipment / Furniture	-	-	-	-	-	
Security	-	-	-	-	-	
Utilities	-	-	-	-	-	
TOTAL FACILITY OPERATION & MAINTENANCE	55,405	55,405	-	(18,993)	(18,993)	
DEPRECIATION & AMORTIZATION	70,000	70,000	-	(10,536)	(10,536)	
RESERVES / CONTINGENCY	-	-	-	-	-	

		MANHATTAN CHARTER SCHOOL II				
		Budget / Operating Plan			2017-18	
Total Revenue		3,988,789	3,988,789	-	646,114	646,114
Total Expenses		3,879,882	3,879,882	-	(1,380,302)	(1,380,302)
Net Income		108,907	108,907	-	(734,189)	(734,189)
Actual Student Enrollment						
		Total Year			VARIANCE	
		Original Budget	Revised Budget	Variance	Original Budget vs. PY Budget	Revised Budget vs. PY Budget
TOTAL EXPENSES		3,879,882	3,879,882	-	(1,380,302)	(1,380,302)
NET INCOME		108,907	108,907	-	(734,189)	(734,189)

DESCRIPTION OF ASSUMPTIONS

MANHATTAN CHARTER SCHOOL II
ALANCE SHEET
2017-18

Please enter balance sheet data for the Ed Corp
 Manhattan Charter Schools
 only on this template.

The balance sheet should include data for
 all charter schools operated by the Ed Corp.

	<u>Prior Year</u>	Q1	Q2	Q3	Q4
	<u>2016-17</u>	<u>As of 9/30</u>	<u>As of 12/31</u>	<u>As of 3/31</u>	<u>As of 6/30</u>
<u>ASSETS</u>					
<u>CURRENT ASSETS</u>					
Cash and cash equivalents	2,076,626	-	-	-	-
Grants and contracts receivable	8,505	-	-	-	-
Accounts receivables	-	-	-	-	-
Prepaid Expenses	47,587	-	-	-	-
Contributions and other receivables	11,993	-	-	-	-
TOTAL CURRENT ASSETS	2,144,711	-	-	-	-
<u>PROPERTY, BUILDING AND EQUIPMENT, net</u>	173,745	-	-	-	-
<u>OTHER ASSETS</u>	-	-	-	-	-
TOTAL ASSETS	2,318,457	-	-	-	-
<u>LIABILITIES AND NET ASSETS</u>					
<u>CURRENT LIABILITIES</u>					
Accounts payable and accrued expenses	195,223	-	-	-	-
Accrued payroll and benefits	(4,500)	-	-	-	-
Deferred Revenue	263,214	-	-	-	-
Current maturities of long-term debt	-	-	-	-	-
Short Term Debt - Bonds, Notes Payable	-	-	-	-	-
Other	(1,024)	-	-	-	-
TOTAL CURRENT LIABILITIES	452,914	-	-	-	-
<u>LONG-TERM DEBT and NOTES PAYABLE, net current maturities</u>	-	-	-	-	-
TOTAL LIABILITIES	452,914	-	-	-	-
<u>NET ASSETS</u>					
Unrestricted	1,042,393	-	-	-	-
Temporarily restricted	823,150	-	-	-	-
TOTAL NET ASSETS	1,865,544	-	-	-	-
TOTAL LIABILITIES AND NET ASSETS	2,318,457	-	-	-	-

**MANHATTAN CHARTER SCH
Budget / Operating Pla**

2017-18

Total Revenue	-	997,197	-	-	997,197	-	-
Total Expenses	-	969,971	-	-	969,971	-	-
Net Income	-	27,227	-	-	27,227	-	-
Actual Student Enrollment	-	241	-	-	241	-	-

***NOTE: Enrollment, Revenue and Expenditure Data IN the 'Total and Variance Analysis' Section is Based on LAST ACTUAL Quarter Completed**

	1st Quarter - 7/1 - 9/30			2nd Quarter - 10/1 - 12/31			3rd Quarter
	Actual	Current Budget	Variance	Actual	Current Budget	Variance	

REVENUE							
REVENUES FROM STATE SOURCES							
Per Pupil Revenue	CY Per Pupil Rate						
NYC CHANCELLOR'S OFFICE	14,527	873,436	-	873,436	-		
-	-	-	-	-	-		
-	-	-	-	-	-		
-	-	-	-	-	-		
-	-	-	-	-	-		
-	-	-	-	-	-		
-	-	-	-	-	-		
-	-	-	-	-	-		
-	-	-	-	-	-		
-	-	-	-	-	-		
-	-	-	-	-	-		
-	-	-	-	-	-		
-	-	-	-	-	-		
-	-	-	-	-	-		
-	-	-	-	-	-		
-	-	-	-	-	-		
-	-	-	-	-	-		
-	-	-	-	-	-		
-	-	-	-	-	-		
-	-	-	-	-	-		
ALL OTHER School Districts: (Count = 0)	-	-	-	-	-		
TOTAL Per Pupil Revenue (Weighted Average Per Pupil Funding)	14,527	-	873,436	-	873,436	-	-
Special Education Revenue		81,211	-	81,211	-		
Grants							
Stimulus		-	-	-	-		
DYCD (Department of Youth and Community Development)		-	-	-	-		
Other		-	-	-	-		
NYC DoE Rental Assistance		-	-	-	-		
Other		5,051	-	5,051	-		
TOTAL REVENUE FROM STATE SOURCES		-	959,697	-	959,697	-	-
REVENUE FROM FEDERAL FUNDING							
IDEA Special Needs		6,250	-	6,250	-		
Title I		17,500	-	17,500	-		
Title Funding - Other		1,250	-	1,250	-		
School Food Service (Free Lunch)		-	-	-	-		
Grants							
Charter School Program (CSP) Planning & Implementation		-	-	-	-		
Other		-	-	-	-		

**MANHATTAN CHARTER SCH
Budget / Operating Pla**

2017-18

Total Revenue	-	997,197	-	-	997,197	-	-
Total Expenses	-	969,971	-	-	969,971	-	-
Net Income	-	27,227	-	-	27,227	-	-
Actual Student Enrollment	-	241	-	-	241	-	-

	1st Quarter - 7/1 - 9/30			2nd Quarter - 10/1 - 12/31			3rd Q
		Current			Current		
	Actual	Budget	Variance	Actual	Budget	Variance	Actual
*NOTE: Enrollment, Revenue and Expenditure Data IN the 'Total and Variance Analysis' Section is Based on LAST ACTUAL Quarter Completed							
Other		-	-		-	-	
TOTAL REVENUE FROM FEDERAL SOURCES	-	25,000	-	-	25,000	-	-
LOCAL and OTHER REVENUE							
Contributions and Donations		-	-		-	-	
Fundraising		-	-		-	-	
Erate Reimbursement		12,500	-		12,500	-	
Earnings on Investments		-	-		-	-	
Interest Income		-	-		-	-	
Food Service (Income from meals)		-	-		-	-	
Text Book		-	-		-	-	
OTHER		-	-		-	-	
TOTAL REVENUE FROM LOCAL and OTHER SOURCES	-	12,500	-	-	12,500	-	-
TOTAL REVENUE	-	997,197	-	-	997,197	-	-

MANHATTAN CHARTER SCHOOL DISTRICT
Budget / Operating Plan

2017-18

Total Revenue	-	997,197	-	-	997,197	-	-
Total Expenses	-	969,971	-	-	969,971	-	-
Net Income	-	27,227	-	-	27,227	-	-
Actual Student Enrollment	-	241	-	-	241	-	-

*NOTE: Enrollment, Revenue and Expenditure Data IN the 'Total and Variance Analysis' Section is Based on LAST ACTUAL Quarter Completed	1st Quarter - 7/1 - 9/30			2nd Quarter - 10/1 - 12/31			3rd Quarter
	Actual	Current Budget	Variance	Actual	Current Budget	Variance	Actual

EXPENSES	Quarter 0						
	No. of Positions	Actual	Current Budget	Variance	Actual	Current Budget	Variance
ADMINISTRATIVE STAFF PERSONNEL COSTS							
Executive Management	-		34,350	-		34,350	-
Instructional Management	-		80,625	-		80,625	-
Deans, Directors & Coordinators	-		23,881	-		23,881	-
CFO / Director of Finance	-		-	-		-	-
Operation / Business Manager	-		-	-		-	-
Administrative Staff	-		<u>27,631</u>	-		<u>27,631</u>	-
TOTAL ADMINISTRATIVE STAFF	-		166,487	-		166,487	-
INSTRUCTIONAL PERSONNEL COSTS							
Teachers - Regular	-		186,827	-		186,827	-
Teachers - SPED	-		35,680	-		35,680	-
Substitute Teachers	-		-	-		-	-
Teaching Assistants	-		79,822	-		79,822	-
Specialty Teachers	-		82,136	-		82,136	-
Aides	-		-	-		-	-
Therapists & Counselors	-		13,902	-		13,902	-
Other	-		<u>46,821</u>	-		<u>46,821</u>	-
TOTAL INSTRUCTIONAL	-		445,186	-		445,186	-
NON-INSTRUCTIONAL PERSONNEL COSTS							
Nurse	-		-	-		-	-
Librarian	-		-	-		-	-
Custodian	-		-	-		-	-
Security	-		-	-		-	-
Other	-		<u>3,000</u>	-		<u>3,000</u>	-
TOTAL NON-INSTRUCTIONAL	-		3,000	-		3,000	-
SUBTOTAL PERSONNEL SERVICE COSTS	-		614,672	-		614,672	-
PAYROLL TAXES AND BENEFITS							
Payroll Taxes			58,394	-		58,394	-
Fringe / Employee Benefits			70,500	-		70,500	-
Retirement / Pension			<u>18,440</u>	-		<u>18,440</u>	-
TOTAL PAYROLL TAXES AND BENEFITS			147,334	-		147,334	-
TOTAL PERSONNEL SERVICE COSTS			762,006	-		762,006	-

**MANHATTAN CHARTER SCH
Budget / Operating Plan**

2017-18

Total Revenue	-	997,197	-	-	997,197	-	-
Total Expenses	-	969,971	-	-	969,971	-	-
Net Income	-	27,227	-	-	27,227	-	-
Actual Student Enrollment	-	241	-	-	241	-	-

*NOTE: Enrollment, Revenue and Expenditure Data IN the 'Total and Variance Analysis' Section is Based on LAST ACTUAL Quarter Completed	1st Quarter - 7/1 - 9/30			2nd Quarter - 10/1 - 12/31			3rd Q
	Actual	Current Budget	Variance	Actual	Current Budget	Variance	Actual
	CONTRACTED SERVICES						
Accounting / Audit		15,000	-		15,000	-	
Legal		2,500	-		2,500	-	
Management Company Fee		-	-		-	-	
Nurse Services		-	-		-	-	
Food Service / School Lunch		-	-		-	-	
Payroll Services		2,000	-		2,000	-	
Special Ed Services		-	-		-	-	
Titlement Services (i.e. Title I)		-	-		-	-	
Other Purchased / Professional / Consulting		<u>39,375</u>	-		<u>39,375</u>	-	
TOTAL CONTRACTED SERVICES	-	<u>58,875</u>	-	-	<u>58,875</u>	-	-

**MANHATTAN CHARTER SCH
Budget / Operating Plan**

2017-18

Total Revenue	-	997,197	-	-	997,197	-	-
Total Expenses	-	969,971	-	-	969,971	-	-
Net Income	-	27,227	-	-	27,227	-	-
Actual Student Enrollment	-	241	-	-	241	-	-

*NOTE: Enrollment, Revenue and Expenditure Data IN the 'Total and Variance Analysis' Section is Based on LAST ACTUAL Quarter Completed	1st Quarter - 7/1 - 9/30			2nd Quarter - 10/1 - 12/31			3rd Quarter
	Actual	Current Budget	Variance	Actual	Current Budget	Variance	Actual

SCHOOL OPERATIONS

Board Expenses		1,125	-		1,125	-	
Classroom / Teaching Supplies & Materials		26,488	-		26,488	-	
Special Ed Supplies & Materials		500	-		500	-	
Textbooks / Workbooks		2,500	-		2,500	-	
Supplies & Materials other		-	-		-	-	
Equipment / Furniture		1,250	-		1,250	-	
Telephone		-	-		-	-	
Technology		10,000	-		10,000	-	
Student Testing & Assessment		12,500	-		12,500	-	
Field Trips		2,500	-		2,500	-	
Transportation (student)		1,500	-		1,500	-	
Student Services - other		21,500	-		21,500	-	
Office Expense		3,000	-		3,000	-	
Staff Development		23,750	-		23,750	-	
Staff Recruitment		3,750	-		3,750	-	
Student Recruitment / Marketing		3,250	-		3,250	-	
School Meals / Lunch		1,000	-		1,000	-	
Travel (Staff)		375	-		375	-	
Fundraising		750	-		750	-	
Other		<u>2,000</u>	-		<u>2,000</u>	-	
TOTAL SCHOOL OPERATIONS		- 117,738	-		- 117,738	-	

FACILITY OPERATION & MAINTENANCE

Insurance		11,250	-		11,250	-	
Janitorial		601	-		601	-	
Building and Land Rent / Lease / Facility Finance Interest		-	-		-	-	
Repairs & Maintenance		2,000	-		2,000	-	
Equipment / Furniture		-	-		-	-	
Security		-	-		-	-	
Utilities		-	-		-	-	
TOTAL FACILITY OPERATION & MAINTENANCE		- 13,851	-		- 13,851	-	

DEPRECIATION & AMORTIZATION

		17,500	-		17,500	-	
--	--	--------	---	--	--------	---	--

RESERVES / CONTINGENCY

		-	-		-	-	
--	--	---	---	--	---	---	--

TOTAL EXPENSES

		- 969,971	-		- 969,971	-	
--	--	------------------	----------	--	------------------	----------	--

**MANHATTAN CHARTER SCH
Budget / Operating Pla**

2017-18

Total Revenue	-	997,197	-	-	997,197	-	-	
Total Expenses	-	969,971	-	-	969,971	-	-	
Net Income	-	27,227	-	-	27,227	-	-	
Actual Student Enrollment	-	241	-	-	241	-	-	
		1st Quarter - 7/1 - 9/30			2nd Quarter - 10/1 - 12/31			3rd Q
*NOTE: Enrollment, Revenue and Expenditure Data IN the 'Total and Variance Analysis' Section is Based on LAST ACTUAL Quarter Completed		Actual	Current Budget	Variance	Actual	Current Budget	Variance	Actual
NET INCOME	-	<u>27,227</u>	-	-	<u>27,227</u>	-	-	-

2017-18

Total Revenue	-	997,197	-	-	997,197	-	-
Total Expenses	-	969,971	-	-	969,971	-	-
Net Income	-	27,227	-	-	27,227	-	-
Actual Student Enrollment	-	241	-	-	241	-	-

3rd C

1st Quarter - 7/1 - 9/30

2nd Quarter - 10/1 - 12/31

3rd C

*NOTE: Enrollment, Revenue and Expenditure Data IN the 'Total and Variance Analysis' Section is Based on LAST ACTUAL Quarter Completed

	Actual	Current Budget	Variance	Actual	Current Budget	Variance	Actual
ENROLLMENT - *School Districts Are Linked To Above Entries*							
NYC CHANCELLOR'S OFFICE	-	241	-	-	241	-	-
-	-	-	-	-	-	-	-
-	-	-	-	-	-	-	-
-	-	-	-	-	-	-	-
-	-	-	-	-	-	-	-
-	-	-	-	-	-	-	-
-	-	-	-	-	-	-	-
-	-	-	-	-	-	-	-
-	-	-	-	-	-	-	-
-	-	-	-	-	-	-	-
-	-	-	-	-	-	-	-
-	-	-	-	-	-	-	-
-	-	-	-	-	-	-	-
-	-	-	-	-	-	-	-
-	-	-	-	-	-	-	-
-	-	-	-	-	-	-	-
-	-	-	-	-	-	-	-
ALL OTHER School Districts: (Count = 0)	-	-	-	-	-	-	-
TOTAL ENROLLMENT	-	241	-	-	241	-	-
REVENUE PER PUPIL	-	4,146	-	-	4,146	-	-
EXPENSES PER PUPIL	-	4,033	-	-	4,033	-	-

**HOOL II
n**

Total Revenue	997,197	-	-	997,197	-
Total Expenses	969,971	-	-	969,971	-
Net Income	27,227	-	-	27,227	-
Actual Student Enrollment	241	-	-	241	-

<p>*NOTE: Enrollment, Revenue and Expenditure Data IN the 'Total and Variance Analysis' Section is Based on LAST ACTUAL Quarter Completed</p>	Quarter - 1/1 - 3/31		4th Quarter - 4/1 - 6/30		
	Current Budget	Variance	Actual	Current Budget	Variance

REVENUE

REVENUES FROM STATE SOURCES

Per Pupil Revenue

CY Per Pupil Rate

NYC CHANCELLOR'S OFFICE

14,527

873,436

-

873,436

-

-

-

-

-

-

-

-

-

-

-

-

-

-

-

-

-

-

-

-

-

-

-

-

-

-

-

-

-

-

-

-

-

-

-

-

-

-

-

-

-

-

-

-

-

-

-

-

-

-

-

-

-

-

-

-

-

-

-

-

-

-

-

-

-

-

-

-

-

-

-

-

-

-

-

-

-

-

-

-

-

-

-

-

-

-

-

-

-

-

-

-

-

-

-

-

-

ALL OTHER School Districts: (Count = 0)

-

-

-

-

-

TOTAL Per Pupil Revenue (Weighted Average Per Pupil Funding)

14,527

873,436

-

873,436

-

Special Education Revenue

81,211

-

81,211

-

Grants

Stimulus

-

-

-

-

DYCD (Department of Youth and Community Development)

-

-

-

-

Other

-

-

-

-

NYC DoE Rental Assistance

-

-

-

-

Other

5,051

-

5,051

-

TOTAL REVENUE FROM STATE SOURCES

959,697

-

959,697

-

REVENUE FROM FEDERAL FUNDING

IDEA Special Needs

6,250

-

6,250

-

Title I

17,500

-

17,500

-

Title Funding - Other

1,250

-

1,250

-

School Food Service (Free Lunch)

-

-

-

-

Grants

Charter School Program (CSP) Planning & Implementation

-

-

-

-

Other

-

-

-

-

**SCHOOL II
n**

Total Revenue	997,197	-	-	997,197	-
Total Expenses	969,971	-	-	969,971	-
Net Income	27,227	-	-	27,227	-
Actual Student Enrollment	241	-	-	241	-
	Quarter - 1/1 - 3/31		4th Quarter - 4/1 - 6/30		
*NOTE: Enrollment, Revenue and Expenditure Data IN the 'Total and Variance Analysis' Section is Based on LAST ACTUAL Quarter Completed	Current			Current	
	Budget	Variance	Actual	Budget	Variance
Other	-	-		-	-
TOTAL REVENUE FROM FEDERAL SOURCES	25,000	-	-	25,000	-
LOCAL and OTHER REVENUE					
Contributions and Donations	-	-		-	-
Fundraising	-	-		-	-
Erate Reimbursement	12,500	-		12,500	-
Earnings on Investments	-	-		-	-
Interest Income	-	-		-	-
Food Service (Income from meals)	-	-		-	-
Text Book	-	-		-	-
OTHER	-	-		-	-
TOTAL REVENUE FROM LOCAL and OTHER SOURCES	12,500	-	-	12,500	-
TOTAL REVENUE	997,197	-	-	997,197	-

**FOOL II
n**

Total Revenue	997,197	-	-	997,197	-
Total Expenses	969,971	-	-	969,971	-
Net Income	27,227	-	-	27,227	-
Actual Student Enrollment	241	-	-	241	-

*NOTE: Enrollment, Revenue and Expenditure Data IN the 'Total and Variance Analysis' Section is Based on LAST ACTUAL Quarter Completed	Quarter - 1/1 - 3/31		4th Quarter - 4/1 - 6/30		
	Current Budget	Variance	Actual	Current Budget	Variance

	Quarter 0 No. of Positions	Quarter - 1/1 - 3/31		4th Quarter - 4/1 - 6/30		
		Current Budget	Variance	Actual	Current Budget	Variance
EXPENSES						
ADMINISTRATIVE STAFF PERSONNEL COSTS						
Executive Management	-	34,350	-	34,350	-	-
Instructional Management	-	80,625	-	80,625	-	-
Deans, Directors & Coordinators	-	23,881	-	23,881	-	-
CFO / Director of Finance	-	-	-	-	-	-
Operation / Business Manager	-	-	-	-	-	-
Administrative Staff	-	<u>27,631</u>	-	<u>27,631</u>	-	-
TOTAL ADMINISTRATIVE STAFF	-	166,487	-	-	166,487	-
INSTRUCTIONAL PERSONNEL COSTS						
Teachers - Regular	-	186,827	-	186,827	-	-
Teachers - SPED	-	35,680	-	35,680	-	-
Substitute Teachers	-	-	-	-	-	-
Teaching Assistants	-	79,822	-	79,822	-	-
Specialty Teachers	-	82,136	-	82,136	-	-
Aides	-	-	-	-	-	-
Therapists & Counselors	-	13,902	-	13,902	-	-
Other	-	<u>46,821</u>	-	<u>46,821</u>	-	-
TOTAL INSTRUCTIONAL	-	445,186	-	-	445,186	-
NON-INSTRUCTIONAL PERSONNEL COSTS						
Nurse	-	-	-	-	-	-
Librarian	-	-	-	-	-	-
Custodian	-	-	-	-	-	-
Security	-	-	-	-	-	-
Other	-	<u>3,000</u>	-	<u>3,000</u>	-	-
TOTAL NON-INSTRUCTIONAL	-	3,000	-	-	3,000	-
SUBTOTAL PERSONNEL SERVICE COSTS	-	614,672	-	-	614,672	-
PAYROLL TAXES AND BENEFITS						
Payroll Taxes	-	58,394	-	58,394	-	-
Fringe / Employee Benefits	-	70,500	-	70,500	-	-
Retirement / Pension	-	<u>18,440</u>	-	<u>18,440</u>	-	-
TOTAL PAYROLL TAXES AND BENEFITS	-	147,334	-	-	147,334	-
TOTAL PERSONNEL SERVICE COSTS	-	762,006	-	-	762,006	-

SCHOOL II					
Enrollment					
Total Revenue	997,197	-	-	997,197	-
Total Expenses	969,971	-	-	969,971	-
Net Income	27,227	-	-	27,227	-
Actual Student Enrollment	241	-	-	241	-
		Quarter - 1/1 - 3/31	4th Quarter - 4/1 - 6/30		
*NOTE: Enrollment, Revenue and Expenditure Data IN the 'Total and Variance Analysis' Section is Based on LAST ACTUAL Quarter Completed		SCHOOL II			
		Current Budget	Variance	Actual	Current Budget
CONTRACTED SERVICES					
Accounting / Audit	15,000	-		15,000	-
Legal	2,500	-		2,500	-
Management Company Fee	-	-		-	-
Nurse Services	-	-		-	-
Food Service / School Lunch	-	-		-	-
Payroll Services	2,000	-		2,000	-
Special Ed Services	-	-		-	-
Titlement Services (i.e. Title I)	-	-		-	-
Other Purchased / Professional / Consulting	<u>39,375</u>	-		<u>39,375</u>	-
TOTAL CONTRACTED SERVICES	<u>58,875</u>	-	-	<u>58,875</u>	-

SCHOOL II
n

Total Revenue	997,197	-	-	997,197	-
Total Expenses	969,971	-	-	969,971	-
Net Income	27,227	-	-	27,227	-
Actual Student Enrollment	241	-	-	241	-

*NOTE: Enrollment, Revenue and Expenditure Data IN the 'Total and Variance Analysis' Section is Based on LAST ACTUAL Quarter Completed	Quarter - 1/1 - 3/31		4th Quarter - 4/1 - 6/30		
	Current Budget	Variance	Actual	Current Budget	Variance

SCHOOL OPERATIONS					
Board Expenses	1,125	-		1,125	-
Classroom / Teaching Supplies & Materials	26,488	-		26,488	-
Special Ed Supplies & Materials	500	-		500	-
Textbooks / Workbooks	2,500	-		2,500	-
Supplies & Materials other	-	-		-	-
Equipment / Furniture	1,250	-		1,250	-
Telephone	-	-		-	-
Technology	10,000	-		10,000	-
Student Testing & Assessment	12,500	-		12,500	-
Field Trips	2,500	-		2,500	-
Transportation (student)	1,500	-		1,500	-
Student Services - other	21,500	-		21,500	-
Office Expense	3,000	-		3,000	-
Staff Development	23,750	-		23,750	-
Staff Recruitment	3,750	-		3,750	-
Student Recruitment / Marketing	3,250	-		3,250	-
School Meals / Lunch	1,000	-		1,000	-
Travel (Staff)	375	-		375	-
Fundraising	750	-		750	-
Other	<u>2,000</u>	-		<u>2,000</u>	-
TOTAL SCHOOL OPERATIONS	117,738	-	-	117,738	-
FACILITY OPERATION & MAINTENANCE					
Insurance	11,250	-		11,250	-
Janitorial	601	-		601	-
Building and Land Rent / Lease / Facility Finance Interest	-	-		-	-
Repairs & Maintenance	2,000	-		2,000	-
Equipment / Furniture	-	-		-	-
Security	-	-		-	-
Utilities	-	-		-	-
TOTAL FACILITY OPERATION & MAINTENANCE	13,851	-	-	13,851	-
DEPRECIATION & AMORTIZATION	17,500	-		17,500	-
RESERVES / CONTINGENCY	-	-		-	-
TOTAL EXPENSES	<u>969,971</u>	-	-	<u>969,971</u>	-

FOOL II					
FOOL II					
n					
Total Revenue	997,197	-	-	997,197	-
Total Expenses	969,971	-	-	969,971	-
Net Income	27,227	-	-	27,227	-
Actual Student Enrollment	241	-	-	241	-
*NOTE: Enrollment, Revenue and Expenditure Data IN the 'Total and Variance Analysis' Section is Based on LAST ACTUAL Quarter Completed		Quarter - 1/1 - 3/31		4th Quarter - 4/1 - 6/30	
		Quarter - 1/1 - 3/31			
		Current Budget	Variance	Actual	Current Budget
NET INCOME	27,227	-	-	27,227	-

POOL II					
n					
Total Revenue	997,197	-	-	997,197	-
Total Expenses	969,971	-	-	969,971	-
Net Income	27,227	-	-	27,227	-
Actual Student Enrollment	241	-	-	241	-
		Quarter - 1/1 - 3/31			
		Quarter - 1/1 - 3/31		4th Quarter - 4/1 - 6/30	
*NOTE: Enrollment, Revenue and Expenditure Data IN the 'Total and Variance Analysis' Section is Based on LAST ACTUAL Quarter Completed		Current			Current
		Budget	Variance	Actual	Budget
					Variance
ENROLLMENT - *School Districts Are Linked To Above Entries*					
NYC CHANCELLOR'S OFFICE	241	-	-	241	-
-	-	-	-	-	-
-	-	-	-	-	-
-	-	-	-	-	-
-	-	-	-	-	-
-	-	-	-	-	-
-	-	-	-	-	-
-	-	-	-	-	-
-	-	-	-	-	-
-	-	-	-	-	-
-	-	-	-	-	-
-	-	-	-	-	-
-	-	-	-	-	-
-	-	-	-	-	-
-	-	-	-	-	-
-	-	-	-	-	-
-	-	-	-	-	-
ALL OTHER School Districts: (Count = 0)	-	-	-	-	-
TOTAL ENROLLMENT	241	-	-	241	-
REVENUE PER PUPIL	4,146	-	-	4,146	-
EXPENSES PER PUPIL	4,033	-	-	4,033	-

MANHATTAN CHARTER SCHOOL II
Budget / Operating Plan

2017-18

Total Revenue	-	-	-	3,988,789	(3,988,789)	-	-	3,988,789
Total Expenses	-	-	-	3,879,882	3,879,882	-	-	3,879,882
Net Income	-	-	-	108,907	(108,907)	-	-	108,907
Actual Student Enrollment	-	-	-			-	-	

***NOTE: Enrollment, Revenue and Expenditure Data IN the 'Total and Variance Analysis' Section is Based on LAST ACTUAL Quarter Completed**

TOTALS AND VARIANCE ANALYSIS

				Current Budget (Current Quarter)	Actual vs. Current Budget	Current Budget - TY	Actual vs. Current Budget TY	Original Budget (Current Quarter)	Actual vs. Original Budget	Original Budget - TY
REVENUE										
REVENUES FROM STATE SOURCES										
Per Pupil Revenue		CY Per Pupil Rate								
NYC CHANCELLOR'S OFFICE		14,527								
-										
-										
-										
-										
-										
-										
-										
-										
-										
-										
-										
-										
-										
-										
-										
-										
ALL OTHER School Districts: (Count = 0)										
TOTAL Per Pupil Revenue (Weighted Average Per Pupil Funding)		14,527								
Special Education Revenue										
Grants										
Stimulus										
DYCD (Department of Youth and Community Development)										
Other										
NYC DoE Rental Assistance										
Other						20,202	(20,202)			20,202
TOTAL REVENUE FROM STATE SOURCES						3,838,789	(3,838,789)			3,838,789
REVENUE FROM FEDERAL FUNDING										
IDEA Special Needs						25,000	(25,000)			25,000
Title I						70,000	(70,000)			70,000
Title Funding - Other						5,000	(5,000)			5,000
School Food Service (Free Lunch)										
Grants										
Charter School Program (CSP) Planning & Implementation										
Other										

MANHATTAN CHARTER SCHOOL II
Budget / Operating Plan

2017-18

Total Revenue	-	-	-	3,988,789	(3,988,789)	-	-	3,988,789
Total Expenses	-	-	-	3,879,882	3,879,882	-	-	3,879,882
Net Income	-	-	-	108,907	(108,907)	-	-	108,907
Actual Student Enrollment	-	-	-			-	-	

TOTALS AND VARIANCE ANALYSIS

***NOTE: Enrollment, Revenue and Expenditure Data IN the 'Total and Variance Analysis' Section is Based on LAST ACTUAL Quarter Completed**

	Actual	Current Budget (Current Quarter)	Actual vs. Current Budget	Current Budget - TY	Actual vs. Current Budget TY	Original Budget (Current Quarter)	Actual vs. Original Budget	Original Budget -
Other	-	-	-	-	-	-	-	
TOTAL REVENUE FROM FEDERAL SOURCES	-	-	-	100,000	(100,000)	-	-	100,000
LOCAL and OTHER REVENUE								
Contributions and Donations	-	-	-	-	-	-	-	
Fundraising	-	-	-	-	-	-	-	
Erate Reimbursement	-	-	-	50,000	(50,000)	-	-	50,000
Earnings on Investments	-	-	-	-	-	-	-	
Interest Income	-	-	-	-	-	-	-	
Food Service (Income from meals)	-	-	-	-	-	-	-	
Text Book	-	-	-	-	-	-	-	
OTHER	-	-	-	-	-	-	-	
TOTAL REVENUE FROM LOCAL and OTHER SOURCES	-	-	-	50,000	(50,000)	-	-	50,000
TOTAL REVENUE	-	-	-	3,988,789	(3,988,789)	-	-	3,988,789

MANHATTAN CHARTER SCHOOL II
Budget / Operating Plan

2017-18

Total Revenue	-	-	-	3,988,789	(3,988,789)	-	-	3,988,789
Total Expenses	-	-	-	3,879,882	3,879,882	-	-	3,879,882
Net Income	-	-	-	108,907	(108,907)	-	-	108,907
Actual Student Enrollment	-	-	-			-	-	

***NOTE: Enrollment, Revenue and Expenditure Data IN the 'Total and Variance Analysis' Section is Based on LAST ACTUAL Quarter Completed**

TOTALS AND VARIANCE ANALYSIS

Actual	Current Budget (Current Quarter)	Actual vs. Current Budget	Current Budget - TY	Actual vs. Current Budget TY	Original Budget (Current Quarter)	Actual vs. Original Budget	Original Budget -
---------------	---	----------------------------------	----------------------------	-------------------------------------	--	-----------------------------------	--------------------------

EXPENSES	Quarter 0 No. of Positions	Actual	Current Budget (Current Quarter)	Actual vs. Current Budget	Current Budget - TY	Actual vs. Current Budget TY	Original Budget (Current Quarter)	Actual vs. Original Budget	Original Budget -
ADMINISTRATIVE STAFF PERSONNEL COSTS									
Executive Management	-	-	-	-	137,398	137,398	-	-	137,398
Instructional Management	-	-	-	-	322,500	322,500	-	-	322,500
Deans, Directors & Coordinators	-	-	-	-	95,523	95,523	-	-	95,523
CFO / Director of Finance	-	-	-	-	-	-	-	-	-
Operation / Business Manager	-	-	-	-	-	-	-	-	-
Administrative Staff	-	-	-	-	110,525	110,525	-	-	110,525
TOTAL ADMINISTRATIVE STAFF	-	-	-	-	665,946	665,946	-	-	665,946
INSTRUCTIONAL PERSONNEL COSTS									
Teachers - Regular	-	-	-	-	747,306	747,306	-	-	747,306
Teachers - SPED	-	-	-	-	142,718	142,718	-	-	142,718
Substitute Teachers	-	-	-	-	-	-	-	-	-
Teaching Assistants	-	-	-	-	319,287	319,287	-	-	319,287
Specialty Teachers	-	-	-	-	328,542	328,542	-	-	328,542
Aides	-	-	-	-	-	-	-	-	-
Therapists & Counselors	-	-	-	-	55,606	55,606	-	-	55,606
Other	-	-	-	-	187,284	187,284	-	-	187,284
TOTAL INSTRUCTIONAL	-	-	-	-	1,780,743	1,780,743	-	-	1,780,743
NON-INSTRUCTIONAL PERSONNEL COSTS									
Nurse	-	-	-	-	-	-	-	-	-
Librarian	-	-	-	-	-	-	-	-	-
Custodian	-	-	-	-	-	-	-	-	-
Security	-	-	-	-	-	-	-	-	-
Other	-	-	-	-	12,000	12,000	-	-	12,000
TOTAL NON-INSTRUCTIONAL	-	-	-	-	12,000	12,000	-	-	12,000
SUBTOTAL PERSONNEL SERVICE COSTS	-	-	-	-	2,458,689	2,458,689	-	-	2,458,689
PAYROLL TAXES AND BENEFITS									
Payroll Taxes	-	-	-	-	233,575	233,575	-	-	233,575
Fringe / Employee Benefits	-	-	-	-	282,000	282,000	-	-	282,000
Retirement / Pension	-	-	-	-	73,761	73,761	-	-	73,761
TOTAL PAYROLL TAXES AND BENEFITS	-	-	-	-	589,336	589,336	-	-	589,336
TOTAL PERSONNEL SERVICE COSTS	-	-	-	-	3,048,025	3,048,025	-	-	3,048,025

MANHATTAN CHARTER SCHOOL II
Budget / Operating Plan

2017-18

Total Revenue	-	-	-	3,988,789	(3,988,789)	-	-	3,988,789
Total Expenses	-	-	-	3,879,882	3,879,882	-	-	3,879,882
Net Income	-	-	-	108,907	(108,907)	-	-	108,907
Actual Student Enrollment	-	-	-			-	-	

TOTALS AND VARIANCE ANALYSIS

***NOTE: Enrollment, Revenue and Expenditure Data IN the 'Total and Variance Analysis' Section is Based on LAST ACTUAL Quarter Completed**

	Actual	Current Budget (Current Quarter)	Actual vs. Current Budget	Current Budget - TY	Actual vs. Current Budget TY	Original Budget (Current Quarter)	Actual vs. Original Budget	Original Budget -
CONTRACTED SERVICES								
Accounting / Audit	-	-	-	60,000	60,000	-	-	60,000
Legal	-	-	-	10,000	10,000	-	-	10,000
Management Company Fee	-	-	-	-	-	-	-	
Nurse Services	-	-	-	-	-	-	-	
Food Service / School Lunch	-	-	-	-	-	-	-	
Payroll Services	-	-	-	8,000	8,000	-	-	8,000
Special Ed Services	-	-	-	-	-	-	-	
Titlement Services (i.e. Title I)	-	-	-	-	-	-	-	
Other Purchased / Professional / Consulting	-	-	-	157,500	157,500	-	-	157,500
TOTAL CONTRACTED SERVICES	-	-	-	235,500	235,500	-	-	235,500

MANHATTAN CHARTER SCHOOL II
Budget / Operating Plan

2017-18

Total Revenue	-	-	-	3,988,789	(3,988,789)	-	-	3,988,789
Total Expenses	-	-	-	3,879,882	3,879,882	-	-	3,879,882
Net Income	-	-	-	108,907	(108,907)	-	-	108,907
Actual Student Enrollment	-	-	-			-	-	

TOTALS AND VARIANCE ANALYSIS

***NOTE: Enrollment, Revenue and Expenditure Data IN the 'Total and Variance Analysis' Section is Based on LAST ACTUAL Quarter Completed**

	Actual	Current Budget (Current Quarter)	Actual vs. Current Budget	Current Budget - TY	Actual vs. Current Budget TY	Original Budget (Current Quarter)	Actual vs. Original Budget	Original Budget -
SCHOOL OPERATIONS								
Board Expenses	-	-	-	4,500	4,500	-	-	4,500
Classroom / Teaching Supplies & Materials	-	-	-	105,952	105,952	-	-	105,952
Special Ed Supplies & Materials	-	-	-	2,000	2,000	-	-	2,000
Textbooks / Workbooks	-	-	-	10,000	10,000	-	-	10,000
Supplies & Materials other	-	-	-	-	-	-	-	-
Equipment / Furniture	-	-	-	5,000	5,000	-	-	5,000
Telephone	-	-	-	-	-	-	-	-
Technology	-	-	-	40,000	40,000	-	-	40,000
Student Testing & Assessment	-	-	-	50,000	50,000	-	-	50,000
Field Trips	-	-	-	10,000	10,000	-	-	10,000
Transportation (student)	-	-	-	6,000	6,000	-	-	6,000
Student Services - other	-	-	-	86,000	86,000	-	-	86,000
Office Expense	-	-	-	12,000	12,000	-	-	12,000
Staff Development	-	-	-	95,000	95,000	-	-	95,000
Staff Recruitment	-	-	-	15,000	15,000	-	-	15,000
Student Recruitment / Marketing	-	-	-	13,000	13,000	-	-	13,000
School Meals / Lunch	-	-	-	4,000	4,000	-	-	4,000
Travel (Staff)	-	-	-	1,500	1,500	-	-	1,500
Fundraising	-	-	-	3,000	3,000	-	-	3,000
Other	-	-	-	8,000	8,000	-	-	8,000
TOTAL SCHOOL OPERATIONS	-	-	-	470,952	470,952	-	-	470,952
FACILITY OPERATION & MAINTENANCE								
Insurance	-	-	-	45,000	45,000	-	-	45,000
Janitorial	-	-	-	2,405	2,405	-	-	2,405
Building and Land Rent / Lease / Facility Finance Interest	-	-	-	-	-	-	-	-
Repairs & Maintenance	-	-	-	8,000	8,000	-	-	8,000
Equipment / Furniture	-	-	-	-	-	-	-	-
Security	-	-	-	-	-	-	-	-
Utilities	-	-	-	-	-	-	-	-
TOTAL FACILITY OPERATION & MAINTENANCE	-	-	-	55,405	55,405	-	-	55,405
DEPRECIATION & AMORTIZATION	-	-	-	70,000	70,000	-	-	70,000
RESERVES / CONTINGENCY	-	-	-	-	-	-	-	-
TOTAL EXPENSES	-	-	-	3,879,882	3,879,882	-	-	3,879,882

MANHATTAN CHARTER SCHOOL II
Budget / Operating Plan

2017-18

Total Revenue	-	-	-	3,988,789	(3,988,789)	-	-	3,988,789
Total Expenses	-	-	-	3,879,882	3,879,882	-	-	3,879,882
Net Income	-	-	-	108,907	(108,907)	-	-	108,907
Actual Student Enrollment	-	-	-			-	-	

TOTALS AND VARIANCE ANALYSIS

*NOTE: Enrollment, Revenue and Expenditure Data IN the 'Total and Variance Analysis' Section is Based on LAST ACTUAL Quarter Completed		Current Budget (Current Quarter)	Actual vs. Current Budget	Current Budget - TY		Actual vs. Current Budget TY	Original Budget (Current Quarter)	Actual vs. Original Budget	Original Budget -
	Actual				Actual				Original
NET INCOME	-	-	-	108,907	(108,907)	-	-	-	108,907



Total Revenue	(3,988,789)	-	-
Total Expenses	3,879,882	-	-
Net Income	(108,907)	-	-
Actual Student Enrollment		-	-
<p>*NOTE: Enrollment, Revenue and Expenditure Data IN the 'Total and Variance Analysis' Section is Based on LAST ACTUAL Quarter Completed</p>			
	Actual vs. Original Budget TY	PY Actual (PY TY / No. of COMPLETED Actual CY	Actual CY vs. Actual PY
Other	-	-	-
TOTAL REVENUE FROM FEDERAL SOURCES	(100,000)	-	-
LOCAL and OTHER REVENUE			
Contributions and Donations	-	-	-
Fundraising	-	-	-
Erate Reimbursement	(50,000)	-	-
Earnings on Investments	-	-	-
Interest Income	-	-	-
Food Service (Income from meals)	-	-	-
Text Book	-	-	-
OTHER	-	-	-
TOTAL REVENUE FROM LOCAL and OTHER SOURCES	(50,000)	-	-
TOTAL REVENUE	(3,988,789)	-	-

Total Revenue	(3,988,789)	-	-
Total Expenses	3,879,882	-	-
Net Income	(108,907)	-	-
Actual Student Enrollment		-	-

*NOTE: Enrollment, Revenue and Expenditure Data IN the 'Total and Variance Analysis' Section is Based on LAST ACTUAL Quarter Completed	Actual vs. Original Budget TY	PY Actual (PY TY / No. of COMPLETED Actual CY	Actual CY vs. Actual PY
---	--------------------------------------	--	--------------------------------

EXPENSES	Quarter 0 No. of Positions			
ADMINISTRATIVE STAFF PERSONNEL COSTS				
Executive Management	-	137,398	-	-
Instructional Management	-	322,500	-	-
Deans, Directors & Coordinators	-	95,523	-	-
CFO / Director of Finance	-	-	-	-
Operation / Business Manager	-	-	-	-
Administrative Staff	-	110,525	-	-
TOTAL ADMINISTRATIVE STAFF	-	665,946	-	-
INSTRUCTIONAL PERSONNEL COSTS				
Teachers - Regular	-	747,306	-	-
Teachers - SPED	-	142,718	-	-
Substitute Teachers	-	-	-	-
Teaching Assistants	-	319,287	-	-
Specialty Teachers	-	328,542	-	-
Aides	-	-	-	-
Therapists & Counselors	-	55,606	-	-
Other	-	187,284	-	-
TOTAL INSTRUCTIONAL	-	1,780,743	-	-
NON-INSTRUCTIONAL PERSONNEL COSTS				
Nurse	-	-	-	-
Librarian	-	-	-	-
Custodian	-	-	-	-
Security	-	-	-	-
Other	-	12,000	-	-
TOTAL NON-INSTRUCTIONAL	-	12,000	-	-
SUBTOTAL PERSONNEL SERVICE COSTS	-	2,458,689	-	-
PAYROLL TAXES AND BENEFITS				
Payroll Taxes		233,575	-	-
Fringe / Employee Benefits		282,000	-	-
Retirement / Pension		73,761	-	-
TOTAL PAYROLL TAXES AND BENEFITS		589,336	-	-
TOTAL PERSONNEL SERVICE COSTS	-	3,048,025	-	-

--

Total Revenue	(3,988,789)	-	-
Total Expenses	3,879,882	-	-
Net Income	(108,907)	-	-
Actual Student Enrollment		-	
*NOTE: Enrollment, Revenue and Expenditure Data IN the 'Total and Variance Analysis' Section is Based on LAST ACTUAL Quarter Completed			
	Actual vs. Original Budget TY	PY Actual (PY TY / No. of COMPLETED Actual CY	Actual CY vs. Actual PY
CONTRACTED SERVICES			
Accounting / Audit	60,000	-	-
Legal	10,000	-	-
Management Company Fee	-	-	-
Nurse Services	-	-	-
Food Service / School Lunch	-	-	-
Payroll Services	8,000	-	-
Special Ed Services	-	-	-
Titlement Services (i.e. Title I)	-	-	-
Other Purchased / Professional / Consulting	157,500	-	-
TOTAL CONTRACTED SERVICES	235,500	-	-

Total Revenue	(3,988,789)	-	-
Total Expenses	3,879,882	-	-
Net Income	(108,907)	-	-
Actual Student Enrollment		-	-
<p>*NOTE: Enrollment, Revenue and Expenditure Data IN the 'Total and Variance Analysis' Section is Based on LAST ACTUAL Quarter Completed</p>			
	Actual vs. Original Budget TY	PY Actual (PY TY / No. of COMPLETED Actual CY	Actual CY vs. Actual PY
SCHOOL OPERATIONS			
Board Expenses	4,500	-	-
Classroom / Teaching Supplies & Materials	105,952	-	-
Special Ed Supplies & Materials	2,000	-	-
Textbooks / Workbooks	10,000	-	-
Supplies & Materials other	-	-	-
Equipment / Furniture	5,000	-	-
Telephone	-	-	-
Technology	40,000	-	-
Student Testing & Assessment	50,000	-	-
Field Trips	10,000	-	-
Transportation (student)	6,000	-	-
Student Services - other	86,000	-	-
Office Expense	12,000	-	-
Staff Development	95,000	-	-
Staff Recruitment	15,000	-	-
Student Recruitment / Marketing	13,000	-	-
School Meals / Lunch	4,000	-	-
Travel (Staff)	1,500	-	-
Fundraising	3,000	-	-
Other	8,000	-	-
TOTAL SCHOOL OPERATIONS	470,952	-	-
FACILITY OPERATION & MAINTENANCE			
Insurance	45,000	-	-
Janitorial	2,405	-	-
Building and Land Rent / Lease / Facility Finance Interest	-	-	-
Repairs & Maintenance	8,000	-	-
Equipment / Furniture	-	-	-
Security	-	-	-
Utilities	-	-	-
TOTAL FACILITY OPERATION & MAINTENANCE	55,405	-	-
DEPRECIATION & AMORTIZATION	70,000	-	-
RESERVES / CONTINGENCY	-	-	-
TOTAL EXPENSES	3,879,882	-	-

--

Total Revenue	(3,988,789)	-	-
Total Expenses	3,879,882	-	-
Net Income	(108,907)	-	-
Actual Student Enrollment		-	
<p>*NOTE: Enrollment, Revenue and Expenditure Data IN the 'Total and Variance Analysis' Section is Based on LAST ACTUAL Quarter Completed</p>			
	Actual vs. Original Budget TY	PY Actual (PY TY / No. of COMPLETED Actual CY	Actual CY vs. Actual PY
NET INCOME	(108,907)	-	-

--	--	--	--

Total Revenue	(3,988,789)	-	-
Total Expenses	3,879,882	-	-
Net Income	(108,907)	-	-
Actual Student Enrollment		-	-

*NOTE: Enrollment, Revenue and Expenditure Data IN the 'Total and Variance Analysis' Section is Based on LAST ACTUAL Quarter Completed	Actual	PY Actual (PY TY	
	vs.	/ No. of	Actual CY
	Original	COMPLETED	vs.
	Budget TY	Actual CY	Actual PY

ENROLLMENT - *School Districts Are Linked To Above Entries*			
NYC CHANCELLOR'S OFFICE		-	-
-		-	-
-		-	-
-		-	-
-		-	-
-		-	-
-		-	-
-		-	-
-		-	-
-		-	-
-		-	-
-		-	-
-		-	-
-		-	-
-		-	-
-		-	-
-		-	-
ALL OTHER School Districts: (Count = 0)		-	-
TOTAL ENROLLMENT		-	-
REVENUE PER PUPIL		-	-
EXPENSES PER PUPIL		-	-



Annual Report Requirement
for SUNY Authorized Charter Schools
MANHATTAN CHARTER SCHOOL II
2017-18

Administrative
expenditures per pupil:

\$0.00

Per NYS Statute

Administrative expenditures per pupil: the sum of all general administration salaries and other general administration expenditures divided by the total number of enrolled students. Employee benefit costs or expenditures should not be reported here.

***NOTE: THIS TAB ONLY NEEDS TO BE COMPLETED FOR Q4**

Disclosure of Financial Interest by a Current or Proposed Charter School Education Corporation Trustee

Trustee Name:

Caitlin C. Conklin

Name of Charter School Education Corporation (for an unmerged school, this is the Charter School Name):

Manhattan Charter Schools

1. List all positions held on the education corporation board (e.g., president, treasurer, parent representative).
2. Is the trustee ~~an~~ employee of any school operated by the Education Corporation?
 Yes No

If **Yes**, for each school, please provide a description of the position(s) you hold, your responsibilities, your salary and your start date.

3. Is the trustee an employee or agent of the management company or institutional partner of the charter school(s) governed by the Education Corporation?
 Yes No

If **Yes**, for each school, please provide a description of the position(s) you hold, your responsibilities, your salary and your start date.

4. Identify each interest/transaction (and provide the requested information) that you or any of your immediate family members or any persons who live with you in your house have held or engaged in with the charter school(s) governed by the Education Corporation during the time you have served on the board, and in the six-month period prior to such service. If there has been no such financial interest or transaction, write **None**. Please note that if you answered **Yes** to Questions 2-4 above, you need not disclose again your employment status, salary, etc.

Date(s)	Nature of Financial Interest/Transaction	Steps taken to avoid a conflict of interest, (e.g., did not vote, did not participate in discussion)	Name of person holding interest or engaging in transaction and relationship to yourself
<p><u>None</u> <i>Please write "None" if applicable. Do not leave this space blank.</i></p>			

5. Identify each individual, business, corporation, union association, firm, partnership, committee proprietorship, franchise holding company, joint stock company, business or real estate trust, non-profit organization, or other organization or group of people doing business with the school(s) governed by the Education Corporation **and** in which such entity, during the time of your tenure as a trustee, you and/or your immediate family member(s) or person(s) living in your house had a financial interest or other relationship. If you are a member, director, officer or employee of an organization formally partnered with the school(s) that is/are doing business with the school(s) through a management or services agreement, please identify only the name of the organization, your position in the organization, and the relationship between such organization and the school(s). If there was no financial interest, write None.

Organization conducting business with the school(s)	Nature of business conducted	Approximate value of the business conducted	Name of Trustee and/or immediate family member of household holding an interest in the organization conducting business with the school(s) and the nature of the interest	Steps Taken to Avoid Conflict of Interest
<i>Please write "None" if applicable. Do not leave this space blank.</i>				
None				

Auto Conde

7/27/17

Signature

Date

Please note that this document is considered a public record and as such, may be made available to members of the public upon request under the Freedom of Information Law. Personal contact information provided below will be redacted.

Business Telephone: 

Business Address: 

E-mail Address: 

Home Telephone: 

Home Address: 

**Disclosure of Financial Interest by a Current or Proposed Charter School
Education Corporation Trustee**

Trustee Name:

Benjamin Breen

Name of Charter School Education Corporation (for an unmerged school, this is the Charter School Name):

Manhattan Charter School

1. List all positions held on the education corporation board (e.g., president, treasurer, parent representative).

2. Is the trustee an employee of any school operated by the Education Corporation?
 Yes No

If Yes, for each school, please provide a description of the position(s) you hold, your responsibilities, your salary and your start date.

3. Is the trustee an employee or agent of the management company or institutional partner of the charter school(s) governed by the Education Corporation?
 Yes No


If Yes, for each school, please provide a description of the position(s) you hold, your responsibilities, your salary and your start date.

4. Identify each interest/transaction (and provide the requested information) that you or any of your immediate family members or any persons who live with you in your house have held or engaged in with the charter school(s) governed by the Education Corporation during the time you have served on the board, and in the six-month period prior to such service. If there has been no such financial interest or transaction, write **None**. Please note that if you answered Yes to Questions 2-4 above, you need not disclose again your employment status, salary, etc.

Date(s)	Nature of Financial Interest/Transaction	Steps taken to avoid a conflict of interest, (e.g., did not vote, did not participate in discussion)	Name of person holding interest or engaging in transaction and relationship to yourself
	<i>N/A</i>	<i>N/A</i>	<i>N/A</i>

5. Identify each individual, business, corporation, union association, firm, partnership, committee proprietorship, franchise holding company, joint stock company, business or real estate trust, non-profit organization, or other organization or group of people doing business with the school(s) governed by the Education Corporation and in which such entity, during the time of your tenure as a trustee, you and/or your immediate family member(s) or person(s) living in your house had a financial interest or other relationship. If you are a member, director, officer or employee of an organization formally partnered with the school(s) that is/are doing business with the school(s) through a management or services agreement, please identify only the name of the organization, your position in the organization, and the relationship between such organization and the school(s). If there was no financial interest, write **None**

Organization conducting business with the school(s)	Nature of business conducted	Approximate value of the business conducted	Name of Trustee and/or immediate family member of household holding an interest in the organization conducting business with the school(s) and the nature of the interest	Steps Taken to Avoid Conflict of Interest



 Signature Date

Please note that this document is considered a public record and as such, may be made available to members of the public upon request under the Freedom of Information Law. Personal contact information provided below will be redacted.

Business Telephone: _____

Business Address: _____

E-mail Address: _____

Home Telephone: _____

Home Address: _____

**Disclosure of Financial Interest by a Current or Proposed Charter School
Education Corporation Trustee**

Trustee Name:
Bill Colavito

**Name of Charter School Education Corporation (for an unmerged school, this is
the Charter School Name):**
Manhattan Charter School

1. List all positions held on the education corporation board (e.g., president, treasurer, parent representative).

2. Is the trustee an employee of any school operated by the Education Corporation?
 Yes **No**

If **Yes**, for each school, please provide a description of the position(s) you hold, your responsibilities, your salary and your start date.

3. Is the trustee an employee or agent of the management company or institutional partner of the charter school(s) governed by the Education Corporation?
 Yes **No**

If **Yes**, for each school, please provide a description of the position(s) you hold, your responsibilities, your salary and your start date.

4. Identify each interest/transaction (and provide the requested information) that you or any of your immediate family members or any persons who live with you in your house have held or engaged in with the charter school(s) governed by the Education Corporation during the time you have served on the board, and in the six-month period prior to such service. If there has been no such financial interest or transaction, write **None**. Please note that if you answered **Yes** to Questions 2-4 above, you need not disclose again your employment status, salary, etc.

Date(s)	Nature of Financial Interest/Transaction	Steps taken to avoid a conflict of interest, (e.g., did not vote, did not participate in discussion)	Name of person holding interest or engaging in transaction and relationship to yourself
		NONE.	

--	--	--	--

5. Identify each individual, business, corporation, union association, firm, partnership, committee proprietorship, franchise holding company, joint stock company, business or real estate trust, non-profit organization, or other organization or group of people doing business with the school(s) governed by the Education Corporation **and** in which such entity, during the time of your tenure as a trustee, you and/or your immediate family member(s) or person(s) living in your house had a financial interest or other relationship. If you are a member, director, officer or employee of an organization formally partnered with the school(s) that is/are doing business with the school(s) through a management or services agreement, please identify only the name of the organization, your position in the organization, and the relationship between such organization and the school(s). If there was no financial interest, write **None**.

Organization conducting business with the school(s)	Nature of business conducted	Approximate value of the business conducted	Name of Trustee and/or immediate family member of household holding an interest in the organization conducting business with the school(s) and the nature of the interest	Steps Taken to Avoid Conflict of Interest
			<i>NONE.</i>	

Bill Dolan 8/1/17
 Signature Date

Please note that this document is considered a public record and as such, may be made available to members of the public upon request under the Freedom of Information Law. Personal contact information provided below will be redacted.

Business Telephone: _____

Business Address: _____

E-mail Address: [REDACTED]

Home Telephone: [REDACTED] _____

Home Address: [REDACTED] _____

Disclosure of Financial Interest by a Current or Proposed Charter School Education Corporation Trustee

Trustee Name: JOY ELAINE DALEY

Name of Charter School Education Corporation (for an unmerged school, this is the Charter School Name):

1. List all positions held on the education corporation board (e.g., president, treasurer, parent representative). President

2. Is the trustee an employee of any school operated by the Education Corporation?
 Yes No

If **Yes**, for each school, please provide a description of the position(s) you hold, your responsibilities, your salary and your start date.

3. Is the trustee an employee or agent of the management company or institutional partner of the charter school(s) governed by the Education Corporation?
 Yes No

If **Yes**, for each school, please provide a description of the position(s) you hold, your responsibilities, your salary and your start date.

4. Identify each interest/transaction (and provide the requested information) that you or any of your immediate family members or any persons who live with you in your house have held or engaged in with the charter school(s) governed by the Education Corporation during the time you have served on the board, and in the six-month period prior to such service. If there has been no such financial interest or transaction, write **None**. Please note that if you answered **Yes** to Questions 2-4 above, you need not disclose again your employment status, salary, etc.

Date(s)	Nature of Financial Interest/Transaction	Steps taken to avoid a conflict of interest, (e.g., did not vote, did not participate in discussion)	Name of person holding interest or engaging in transaction and relationship to yourself
	<u>NONE</u>		

Disclosure of Financial Interest by a Current or Proposed Charter School Education Corporation Trustee

Trustee Name:

Kathleen Bridges Cudahy

Name of Charter School Education Corporation (for an unmerged school, this is the Charter School Name):

Manhattan Charter School

1. List all positions held on the education corporation board (e.g., president, treasurer, parent representative). *trustee*

2. Is the trustee an employee of any school operated by the Education Corporation?
 Yes No

If **Yes**, for each school, please provide a description of the position(s) you hold, your responsibilities, your salary and your start date.

3. Is the trustee an employee or agent of the management company or institutional partner of the charter school(s) governed by the Education Corporation?
 Yes No

If **Yes**, for each school, please provide a description of the position(s) you hold, your responsibilities, your salary and your start date.


4. Identify each interest/transaction (and provide the requested information) that you or any of your immediate family members or any persons who live with you in your house have held or engaged in with the charter school(s) governed by the Education Corporation during the time you have served on the board, and in the six-month period prior to such service. If there has been no such financial interest or transaction, write **None**. Please note that if you answered **Yes** to Questions 2-4 above, you need not disclose again your employment status, salary, etc.

Date(s)	Nature of Financial Interest/Transaction	Steps taken to avoid a conflict of interest, (e.g., did not vote, did not participate in discussion)	Name of person holding interest or engaging in transaction and relationship to yourself

Please write "None" if applicable. Do not leave this space blank.			
NONE	NONE	NONE	NONE

5. Identify each individual, business, corporation, union association, firm, partnership, committee proprietorship, franchise holding company, joint stock company, business or real estate trust, non-profit organization, or other organization or group of people doing business with the school(s) governed by the Education Corporation **and** in which such entity, during the time of your tenure as a trustee, you and/or your immediate family member(s) or person(s) living in your house had a financial interest or other relationship. If you are a member, director, officer or employee of an organization formally partnered with the school(s) that is/are doing business with the school(s) through a management or services agreement, please identify only the name of the organization, your position in the organization, and the relationship between such organization and the school(s). If there was no financial interest, write **None**.

Organization conducting business with the school(s)	Nature of business conducted	Approximate value of the business conducted	Name of Trustee and/or immediate family member of household holding an interest in the organization conducting business with the school(s) and the nature of the interest	Steps Taken to Avoid Conflict of Interest
Please write "None" if applicable. Do not leave this space blank.				
NONE	NONE	NONE	NONE	NONE


7/20/2016
 Signature _____ Date _____

Please note that this document is considered a public record and as such, may be made available to members of the public upon request under the Freedom of Information Law. Personal contact information provided below will be redacted.

Business Telephone: _____
Business Address: _____
E-mail Address: _____
Home Telephone: _____
Home Address: _____



Disclosure of Financial Interest by a Current or Proposed Charter School Education Corporation Trustee

Trustee Name:

BARBARA CUSTARD

Name of Charter School Education Corporation (for an unmerged school, this is the Charter School Name):

MANHATTAN CHARTER SCHOOL

1. List all positions held on the education corporation board (e.g., president, treasurer, parent representative). PARENT REPRESENTATIVE

2. Is the trustee an employee of any school operated by the Education Corporation?
 Yes No

If **Yes**, for each school, please provide a description of the position(s) you hold, your responsibilities, your salary and your start date.

3. Is the trustee an employee or agent of the management company or institutional partner of the charter school(s) governed by the Education Corporation?
 Yes No

If **Yes**, for each school, please provide a description of the position(s) you hold, your responsibilities, your salary and your start date.

4. Identify each interest/transaction (and provide the requested information) that you or any of your immediate family members or any persons who live with you in your house have held or engaged in with the charter school(s) governed by the Education Corporation during the time you have served on the board, and in the six-month period prior to such service. If there has been no such financial interest or transaction, write **None**. Please note that if you answered **Yes** to Questions 2-4 above, you need not disclose again your employment status, salary, etc.

Date(s)	Nature of Financial Interest/Transaction	Steps taken to avoid a conflict of interest, (e.g., did not vote, did not participate in discussion)	Name of person holding interest or engaging in transaction and relationship to yourself




Entry 9 BOT Table

Created: 07/31/2017 • Last updated: 08/01/2017

(tab across or use scroll bar at bottom of table)

1. Current Board Member Information

	Trustee Name	Email Addresses	Position on the Board	Committee Affiliations	Voting Member Per By Laws? (Y/N)	Area of Expertise, and/or Additional Role at School (parent, staff member, etc.)	Number of Terms Served and Length of Each (Include election date and term expiration)	Number of Board Mtgs Attended during 2016 17?
1	Joy Elaine Daley	[REDACTED]	Chair/ Board President	education	Yes	Education	1 6/2018	7
2	Ben Breen	[REDACTED]	Vice Chair/ Vice President	Finance	Yes	Music	2 6/2018	8
3	William Colavito	[REDACTED]	Treasurer	Finance	Yes	Education	1 6/2018	8
4	Kathleen Cudahy	[REDACTED]	Trustee/Member	Fundraising	Yes	Non Profit Management	1 6/2018	8
5	Barbara Cusparid	[REDACTED]	Parent Representative		Yes	students	2 6/2018	8

6	Caity Conklin		Secretary		Yes	Law	1 6/2018	5 or less
7								
8								
9								
10								
11								
12								
13								
14								
15								
16								
17								
18								
19								
20								

2. Total Number of Members on June 30, 2016 6

3. Total Number of Members Joining the Board 2016-17 School Year 1

4. Total Number of Members Departing the Board during the 2016-17 School Year 3

5. Number of Voting Members 2016-17, as set by the by-laws, resolution or minutes 6

6. Number of Board Meetings 9
Conducted in the 2016-17 School
Year

7. Number of Board Meetings 10
Scheduled for the [2017-18](#)
School Year

Thank you.



Entry 11 Enrollment and Retention of Special Populations

Last updated: 08/01/2017

[Instructions for Reporting Enrollment and Retention Strategies](#)

Describe the efforts the charter school has made in 2016 2017 toward meeting targets to attract and retain enrollment of students with disabilities, English language learners, and students who are economically disadvantaged. In addition, describe the school's plans for meeting or making progress toward meeting its enrollment and retention targets in 2017 2018.

Recruitment/Attraction Efforts Toward Meeting Targets

	Describe Efforts Toward Meeting Recruitment Targets 2016 17)	Describe Plans Toward Meeting Recruitment Targets 2017 18)
Economically Disadvantaged	<p>In order to recruit for Free and Reduced Price Lunch students, MCS2 focuses these efforts in small, low tuition Pre K programs as well as Head Start Programs located in CSD1. Outreach sessions for students are publicized using flyers, signage at the School, and contact with community organizations. Families are encouraged to visit the school, talk to instructional, executive and other staff, visit classes, and meet currently enrolled students.</p>	<p>In order to recruit for Free and Reduced Price Lunch students, MCS2 focuses these efforts in small, low tuition Pre K programs as well as Head Start Programs located in CSD1. Outreach sessions for students are publicized using flyers, signage at the School, and contact with community organizations. Families are encouraged to visit the school, talk to instructional, executive and other staff, visit classes, and meet currently enrolled students.</p>
English Language Learners	<p>Manhattan Charter School 2 undertakes all measures to recruit student applicants and will provides translation services for all promotional materials and any person to person interaction requiring an English translation. The school has a 20% lottery set aside for students who indicate they primarily speak a language other than English on their application in an effort to recruit additional English Language Learners. The paper application is available in English, Mandarin, Spanish, and Tibetan in addition to the Common Charter School application via the NYC Charter Schools Center website is available in 10 languages. For any parent that requests assistance in completing the application, the Family Relations and Attendance</p>	<p>Manhattan Charter School 2 undertakes all measures to recruit student applicants and will provides translation services for all promotional materials and any person to person interaction requiring an English translation. The school has a 20% lottery set aside for students who indicate they primarily speak a language other than English on their application in an effort to recruit additional English Language Learners. The paper application is available in English, Mandarin, Spanish, and Tibetan in addition to the Common Charter School application via the NYC Charter Schools Center website is available in 10 languages. For any parent that requests assistance in completing the application, the Family Relations and Attendance</p>
Students with Disabilities	<p>Each year, Manhattan Charter School 2 holds tours and information sessions to inform the families of prospective students and community members about its program. Information sessions are held at the school itself, at Pre Ks and nursery schools, and programs offering music instruction to children and additional community locations. These meetings provide us the opportunity to discuss the many services we have available to families including the support of our academic intervention specialists, our Child Associate, Speech, OT and our reading teacher who work directly with any students with disabilities.</p>	<p>Each year, Manhattan Charter School 2 holds tours and information sessions to inform the families of prospective students and community members about its program. Information sessions are held at the school itself, at Pre Ks and nursery schools, and programs offering music instruction to children and additional community locations. These meetings provide us the opportunity to discuss the many services we have available to families including the support of our academic intervention specialists, our Child Associate, Speech, OT and our reading teacher who work directly with any students with disabilities.</p>

Retention Efforts Toward Meeting Targets

	Describe Efforts Toward Meeting Retention Targets 2016 17)	Describe Plans Toward Meeting Retention Targets 2017 18)
Economically Disadvantaged	our Family coordinators are available at each school to meet with families to support with any home needs, including providing resources for additional financial support as needed. In addition our annual budget includes funding to support families financially with the after school program.	our Family coordinators are available at each school to meet with families to support with any home needs, including providing resources for additional financial support as needed. In addition our annual budget includes funding to support families financially with the after school program.
English Language Learners	we provide constant translation services as well as one on one support for our ELL students as needed.	we provide constant translation services as well as one on one support for our ELL students as needed.
Students with Disabilities	services we have available to families including the support of our academic intervention specialists, our Child Associate, Speech, OT and our reading teacher who work directly with any students with disabilities.	services we have available to families including the support of our academic intervention specialists, our Child Associate, Speech, OT and our reading teacher who work directly with any students with disabilities.



Entry 12 Classroom Teacher and Administrator Attrition

Last updated: 08/01/2017

Report changes in teacher and administrator staffing.

Instructions for completing the Classroom Teacher and Administrator Attrition Tables

Charter schools must complete the two tables named 2016-2017 Classroom Teacher and Administrator Attrition to report changes in teacher and administrator staffing in 2016-2017. Please provide the full time equivalent (FTE) of staff on June 30, 2016; the FTE for any departed staff from July 1, 2016 through June 30, 2017; the FTE for added staff from July 1, 2016 through June 30, 2017; and the FTE of staff added in newly created positions from July 1, 2016 through June 30, 2017 using the two tables provided.

Classroom Teacher Attrition Table

	FTE Classroom Teachers on June 30, 2016	FTE Classroom Teachers Departed 7/1/16 6/30/17	FTE Classroom Teachers Filling Vacant Positions 7/1/16 6/30/17	FTE Classroom Teachers Added in New Positions 7/1/16 6/30/17	FTE of Classroom Teachers on June 30, 2017
	16	2	2	0	16

Administrator Position Attrition Table

	FTE Administrative Positions on June 30, 2016	FTE Administrators Departed 7/1/16 6/30/17	FTE Administrators Filling Vacant Positions 7/1/16 6/30/17	FTE Administrators Added in New Positions 7/1/16 6/30/17	FTE Administrative Positions on June 30, 2017
	2	1	1	0	2

Thank you



MCS and MCS2 Calendar 2017-2018

Student hours 7:45 AM - 3:30 PM

Grades 3 – 5, November 6th – March 22nd 7:45 – 4:15

Date	Description
August 28	First Day of School for all students
September 4	Labor Day – School Closed
September 13	Student Half Day
September 21	Rosh Hashanah – School is OPEN
September 22	Rosh Hashanah – School is OPEN
September 27	Student Half Day
October 9	Columbus Day – School Closed
October 11	Student Half Day
October 25	Student Half Day – Parent Teacher Conferences
November 7	Election Day – School is OPEN
November 8	Student Half Day
November 22	Student Half Day
November 23-25	Thanksgiving break – School Closed
TBD	MCS K - 2 Winter Concert
December 6	Student Half Day
TBD	MCS 3rd – 5th Winter Concert
TBD	MCS2 K – 5 Winter Concert
December 20	Student Half Day
December 25 – January 1, 2018	Winter Recess – No School
January 10	Student Half Day
January 15	Martin Luther King, Jr. Day – No School
January 24	Student Half Day – Parent Teacher Conferences

February 7	Student Half Day
February 16	Lunar New Year – School is OPEN
February 19-23	Midwinter Recess – No School
February 28	Student Half Day
March 14	Student Half Day
March 8	Student Half Day
March 26 – April 2	Spring Recess – No School
April 11, 12, 13	NYS ELA Exam (Gr. 3-5)
April 11	Student Half Day
April 25	Student Half Day
TBD	MCS – K - 2 Spring Concert
May 1, 2, 3	NYS Math Exam (Gr. 3-5)
May 9	Student Half Day – Parent Teacher Conferences
TBD	MCS 2 Spring Concert
TBD	MCS – 3 rd – 5 th Spring Concert
May 23	Student Half Day
May 28	Memorial Day – No School
June 8	Last day of school for all students