



# Entry 1 School Information

Created: 07/19/2017 • Last updated: 08/01/2017

Please be advised that you will need to complete this cover page (including signatures) before all of the other tasks assigned to you by your authorizer are visible on your task page. While completing this task, please ensure that you select the correct authorizer (**as of June 30, 2017**) or you may not be assigned the correct tasks.

**a. SCHOOL NAME AND BEDS#** NEW ROOTS CS (SUNY Trustees)

(Select name from the drop down menu)

**b. CHARTER AUTHORIZER** SUNY Authorized Charter School

(For technical reasons, please re select authorizer name from the drop down menu).

**c. DISTRICT / CSD OF LOCATION** Ithaca

## d1. SCHOOL INFORMATION

	PRIMARY ADDRESS	PHONE NUMBER	FAX NUMBER	EMAIL ADDRESS
	116 N. Cayuga Street P.O. Box 936 Ithaca, NY	[REDACTED]	[REDACTED]	[REDACTED]@newrootsschool.org

## d2. PHONE CONTACT NUMBER FOR AFTER HOURS EMERGENCIES

Contact Name	Tina Nilsen Hodges
Title	Principal and Superintendent
Emergency Phone Number (### ###-###)	[REDACTED]

**e. SCHOOL WEB ADDRESS (URL)** [newrootsschool.org](http://newrootsschool.org)

**f. DATE OF INITIAL CHARTER** 02/2009

**g. DATE FIRST OPENED FOR INSTRUCTION** 09/2009

**i. TOTAL ENROLLMENT ON JUNE 30, 2017** 137

**j. GRADES SERVED IN SCHOOL YEAR 2016-17**

Check all that apply

Grades Served	9, 10, 11, 12
---------------	---------------

**k1. DOES THE SCHOOL CONTRACT WITH A CHARTER OR EDUCATIONAL MANAGEMENT ORGANIZATION?** No


**11. FACILITIES**

Does the school maintain or operate multiple sites?

	No, just one site.
--	--------------------

**12. SCHOOL SITES**

Please list the sites where the school will operate for the upcoming school year.

	Physical Address	Phone Number	District/CSD	Grades Served at Site	School at Full Capacity at Site	Facilities Agreement
Site 1 (same as primary site)	116 N. Cayuga Street Ithaca, NY		ITHACA CITY SD	4	No	Rent/Lease
Site 2						
Site 3						

**l2a. Please provide the contact information for Site 1.**

	Name	Work Phone	Alternate Phone	Email Address
School Leader	Tina Nilsen Hodges	[REDACTED]	[REDACTED]	[REDACTED]
Operational Leader	Diane Heffner	[REDACTED]	[REDACTED]	[REDACTED]
Compliance Contact	Diane Heffner	[REDACTED]	[REDACTED]	[REDACTED]
Complaint Contact	Tina Nilsen Hodges	[REDACTED]	[REDACTED]	[REDACTED]

**m1. Is the school or are the school sites co-located?** No

**n1. Were there any revisions to the school’s charter during the 2016-17 school year? (Please include approved or pending material and non-material charter revisions).** No

**o. Name and Position of Individual(s) Who Completed the 2016-17 Annual Report.** Tina Nilsen Hodges, Principal and Superintendent and Diane Heffner, Business Manager

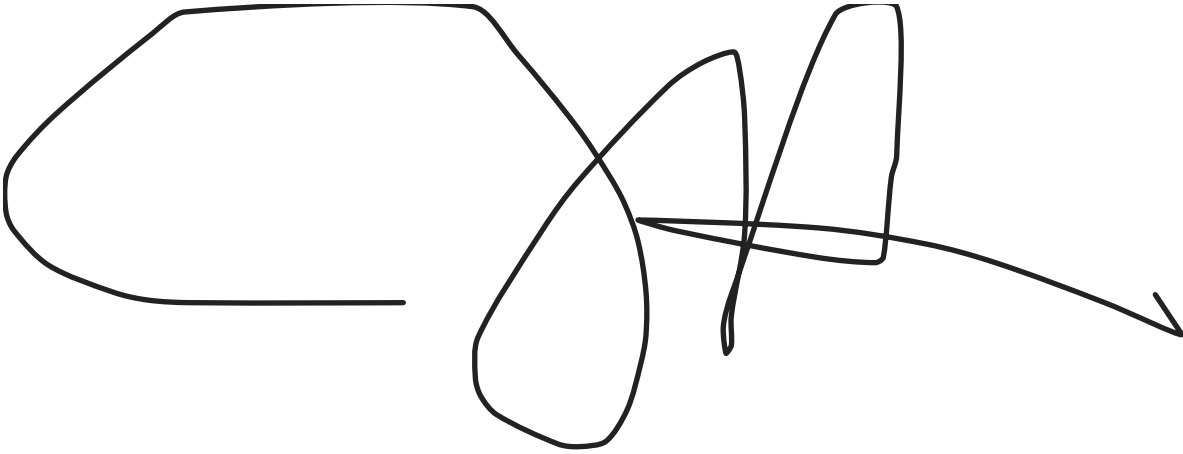
**p. Our signatures below attest that all of the information contained herein is truthful and accurate and that this charter school is in compliance with all aspects of its charter, and with all pertinent Federal, State, and local laws, regulations, and rules. We understand that if any information in any part of this report is found to have been deliberately misrepresented, that will constitute grounds for the revocation of our charter. Check YES if you agree and then use the mouse on your PC or the stylist on your mobile device to sign your name).**

Yes

**Signature, Head of Charter School**

Tina Nilsen-Hodges

**Signature, President of the Board of Trustees**

A highly stylized, abstract handwritten signature consisting of several overlapping loops and a long horizontal stroke that ends in a small arrowhead pointing to the right.

**Date**

2017/08/01

**Thank you.**



# Entry 2 NYS School Report Card Link

Last updated: 07/27/2017

---

## 1. NEW YORK STATE REPORT CARD

<https://data.nysed.gov/profile.php?instid=800000063986>

**Provide a direct URL or web link to the most recent New York State School Report Card for the charter school (See <https://reportcards.nysed.gov/>).**

(Charter schools completing year one will not yet have a School Report Card or link to one. Please type "URL is not available" in the space provided).



# Entry 4 Expenditures per Child

Created: 07/28/2017 • Last updated: 07/31/2017

## Financial Information

This information is required of ALL charter schools. Provide the following measures of fiscal performance of the charter school in Appendix B (Total Expenditures and Administrative Expenditures Per Child):

### 1. Total Expenditures Per Child

To calculate '**Total Expenditures per Child**' take total expenditures (from the unaudited 2016-17 Schedule of Functional Expenses) and divide by the year end FTE student enrollment. (Integers Only. No dollar signs or commas).

**Note:** The information on the Schedule of Functional Expenses on pages 41-43 of the Audit Guide can help schools locate the amounts to use in the two per pupil calculations: <http://www.p12.nysed.gov/psc/AuditGuide.html>

Line 1: Total Expenditures	2013570
Line 2: Year End FTE student enrollment	140
Line 3: Divide Line 1 by Line 2	14383

## 2. Administrative Expenditures per Child

To calculate **'Administrative Expenditures per Child'** To calculate "Administrative Expenditures per Child" first *add* together the following:

1. Take the relevant portion from the 'personnel services cost' row and the 'management and general' column (from the unaudited 2016 17 Schedule of Functional Expenses)
2. Any contracted administrative/management fee paid to other organizations or corporations
3. Take the total from above and divide it by the year end FTE enrollment. The relevant portion that must be included in this calculation is defined as follows:

Administrative Expenditures: Administration and management of the charter school includes the activities and personnel of the offices of the chief school officer, the finance or business offices, school operations personnel, data management and reporting, human resources, technology, etc. It also includes those administrative and management services provided by other organizations or corporations on behalf of the charter school for which the charter school pays a fee or other compensation. Do not include the FTE of personnel whose role is to directly support the instructional program.

### Notes:

**The information on the Schedule of Functional Expenses on pages 41-43 of the Audit Guide can help schools locate the amounts to use in the two per pupil calculations:**

**<http://www.p12.nysed.gov/psc/AuditGuide.html>.**

**Employee benefit costs or expenditures should not be reported in the above calculations.**

Line 1: Relevant Personnel Services Cost (Row)	402766
Line 2: Management and General Cost (Column)	609742
Line 3: Sum of Line 1 and Line 2	1012508
Line 5: Divide Line 3 by the Year End FTE student enrollment	7232

**Thank you.**



**GENERAL INSTRUCTIONS FOR  
ANNUAL BUDGET/QUARTERLY REPORT**

**TEMPLATE TABS**

**1- GRAY tab contains the Instructions**




<a href="#">Instructions</a>	Provides description of tabs and input requirements.
<a href="#">Funding by District</a>	Charter School Tuition Rates

**2- BLUE tabs require input of information**

<a href="#">1.) Name of School</a>	>Select school name from list. >Enter contact information.
<a href="#">2.) Enrollment</a>	Enter enrollment information for Annual Budget (& Revisions) and Quarterly Actuals. Includes: >Enrollment by Grade >Enrollment by District
<a href="#">3.) Staffing Plan</a>	Enter staffing plan information for Annual Budget (& Revisions) and Quarterly Actuals. Includes: >Full Time Equivalent (FTE), by Position Category, By Quarter
<a href="#">4.) Yearly Budget</a>	Enter Yearly Budget information. Includes: >"Pior Year" column may be completed based upon preliminary data, and adjusted with Annual Audited data when the Quarter 2 Actuals are being submitted. (Note: Quarterly Revenue allocation may be set) >Budgeted Enrollment data and Per Pupil Revenue for the current year are populated based upon input on tab "2.) Enrollment." >Budgeted FTE for current year is populated based upon input on tab "3.) Staffing Plan." >All other sources of revenue >All expenses >Budget Revisions, as necessary and <i>approved</i> by the school's Board of Directors, should be submitted when submitting Quarterly Actuals.
<a href="#">5.) Balance Sheet</a>	Enter Balance Sheet information for EdCorps. Separate schools merged into a primary EdCorp should NOT use this tab. >"Pior Year" column may be completed based upon preliminary data, and adjusted with Annual Audited data when the Quarter 2 Actuals are being submitted.

<a href="#">6.) Quarterly Report</a>	Enter Actual Quarterly Report information . Includes: >Actual Enrollment data and Per Pupil Revenue for the current year are populated based upon input on tab "2.) Enrollment." >Actual FTE for current year is populated based upon input on tab "3.) Staffing Plan." >All other sources of revenue >All expenses
<a href="#">7.) Annual Report Requirement</a>	Complete when submitting Actual Quarter 4.

**CELL COLORS & GUIDANCE COMMENTS**

-  = Enter information into the light BLUE shaded cells.
-  = Cells labeled in ORANGE containe guidance regarding the input of information.
-  = Cells containing RED triangles in the upper right corner contain "guidance comments" on that particular line item. Please "mouse-over" the triangle to reveal each comment.

**Charter Funding Alphabetical By NYS School District  
\* (Sum of Charter School Basic Tuition and Supplemental Basic Tuition)**



## ANNUAL BUDGET & QUARTERLY REPORT TEMPLATE

### New Roots Charter School

#### SCHOOL

<b>Name:</b>	New Roots Charter School
--------------	--------------------------

#### CONTACT INFORMATION

<b>Contact Name:</b>	Diane Heffner
<b>Contact Title:</b>	Business Manager
<b>Contact Email:</b>	[REDACTED]
<b>Contact Phone:</b>	[REDACTED]

#### REPORT PERIOD

<b>Current Academic Year:</b>	2017-18
<b>Prior Academic Year:</b>	2016-17

**NEW ROOTS CHARTER SCHOOL  
2017-18**

ENROLLMENT BY GRADES							
GRADES	K	1	2	3	4	5	6
INITIAL BUDGETED ENROLLMENT							
TOTAL ENROLLMENT = 150							

**ENROLLMENT BY DISTRICT**

	PRIOR YEAR ACTUAL	ANNUAL BUDGET TOTAL DISTRICTS/ENROLLMENT BY QUARTER					
		QUARTER 1		QUARTER 2		QUARTER 3	
		Original	Revised	Original	Revised	Original	Revised
NUMBER OF SCHOOL DISTRICTS ENROLLED:	0	21	0	21	0	21	0
NUMBER OF STUDENTS ENROLLED:	0	150	0	150	0	150	0

**\*NOTE:** If there are NO budget revisions at the time of quarterly submittal leave COMPLETELY BLANK. If budget revisions ARE made, the entire "REVISED" budget affected quarter(s) must be completed on tabs 2, 3 and 4.

	PRIMARY/OTHER	DISTRICT NAME(S)	PRIOR YEAR 2016-17 Actual Enrollment	ANNUAL BUDGET					
				QUARTER 1		QUARTER 2		QUARTER 3	
				Original Budgeted Enrollment	Revised Budgeted Enrollment	Original Budgeted Enrollment	Revised Budgeted Enrollment	Original Budgeted Enrollment	Revised Budgeted Enrollment
1	PRIMARY District	ITHACA CITY SD		80		80		80	
2	SECONDARY District	DRYDEN CSD		13		13		13	
3	Other District 3	LANSING CSD		7		7		7	
4	Other District 4	TRUMANSBURG CSD		8		8		8	
5	Other District 5	GROTON CSD		6		6		6	
6	Other District 6	CORTLAND CITY SD		5		5		5	
7	Other District 7	SOUTHERN CAYUGA CSD		5		5		5	
8	Other District 8	ODESSA-MONTOUR CSD		4		4		4	
9	Other District 9	NEWARK VALLEY CSD		3		3		3	
10	Other District 10	WATKINS GLEN CSD		3		3		3	
11	Other District 11	HOMER CSD		3		3		3	
12	Other District 12	SPENCER-VAN ETEN CSD		2		2		2	
13	Other District 13	NEWFIELD CSD		1		1		1	
14	Other District 14	SOUTH SENECA CSD		1		1		1	
15	Other District 15	MARATHON CSD		1		1		1	
16	Other District 16	CANDOR CSD		1		1		1	
17	Other District 17	WAVERLY CSD		1		1		1	
18	Other District 18	ELMIRA CITY SD		2		2		2	
19	Other District 19	HORSEHEADS CSD		2		2		2	
20	Other District 20	MORAVIA CSD		1		1		1	
21	Other District 21	OWEGO-APALACHIN CSD		1		1		1	
22	Other District 22	(Select from drop-down list) →							







PLAN - FULL TIME EQUIVALENT

STAFFING PLAN - FULL TIME EQUIVALENT ("FTE")

**\*NOTE:** Enter the number of FTE positions in the "blue" cells.

**\*NOTE:** If there are NO budget revisions at the time of quarterly submittal leave the 'REVISED' Column(s) COMPLETELY BLANK.

ADMINISTRATIVE PERSONNEL FTE	ADMINISTRATIVE PERSONNEL FTE	PRIOR YEAR
		2016-17
		ACTUAL
Executive Management	Executive Management	
Instructional Management	Instructional Management	
Deans, Directors & Coordinators	Deans, Directors & Coordinators	
CFO / Director of Finance	CFO / Director of Finance	
Operation / Business Manager	Operation / Business Manager	
Administrative Staff	Administrative Staff	
<b>TOTAL ADMINISTRATIVE STAFF</b>	<b>TOTAL ADMINISTRATIVE STAFF</b>	0.0

ANNUAL BUDGETED FTE							
Q1		Q2		Q3		Q4	
Original	Revised	Original	Revised	Original	Revised	Original	Revised
1.0							
1.0							
1.5							
1.0							
3.0							
7.5	0.0	0.0	0.0	0.0	0.0	0.0	0.0

INSTRUCTIONAL PERSONNEL FTE	INSTRUCTIONAL PERSONNEL FTE	PRIOR YEAR
		2016-17
		ACTUAL
Teachers - Regular	Teachers - Regular	
Teachers - SPED	Teachers - SPED	
Substitute Teachers	Substitute Teachers	
Teaching Assistants	Teaching Assistants	
Specialty Teachers	Specialty Teachers	
Aides	Aides	
Therapists & Counselors	Therapists & Counselors	
Other	Other	
<b>TOTAL INSTRUCTIONAL</b>	<b>TOTAL INSTRUCTIONAL</b>	0.0

ANNUAL BUDGETED FTE							
Q1		Q2		Q3		Q4	
Original	Revised	Original	Revised	Original	Revised	Original	Revised
10.0							
2.0							
3.0							
1.0							
1.0							
17.0	0.0	0.0	0.0	0.0	0.0	0.0	0.0

NON-INSTRUCTIONAL PERSONNEL FTE	NON-INSTRUCTIONAL PERSONNEL FTE	PRIOR YEAR
		2016-17
		ACTUAL
Nurse	Nurse	
Librarian	Librarian	
Custodian	Custodian	
Security	Security	
Other	Other	
<b>TOTAL NON-INSTRUCTIONAL</b>	<b>TOTAL NON-INSTRUCTIONAL</b>	0.0

ANNUAL BUDGETED FTE							
Q1		Q2		Q3		Q4	
Original	Revised	Original	Revised	Original	Revised	Original	Revised
2.0							
2.0	0.0	0.0	0.0	0.0	0.0	0.0	0.0

<b>TOTAL PERSONNEL SERVICE FTE</b>	<b>TOTAL PERSONNEL SERVICE FTE</b>	0.0
------------------------------------	------------------------------------	-----

26.5	0.0	0.0	0.0	0.0	0.0	0.0	0.0
------	-----	-----	-----	-----	-----	-----	-----

**NEW ROOTS CHARTER SCHOOL  
2017-18**

**PLAN - FULL TIME EQUIVALENT**

**\*NOTE:** Enter the number of FTE positions in the "blue" cells. *Should be input.*

**\*NOTE:** State the assumptions that are being made for personnel FTE levels.

ADMINISTRATIVE PERSONNEL FTE		Q4 Actual	Description of Assumptions
Executive Management			
Instructional Management			
Deans, Directors & Coordinators			
CFO / Director of Finance			
Operation / Business Manager			
Administrative Staff			
<b>TOTAL ADMINISTRATIVE STAFF</b>		0.0	

INSTRUCTIONAL PERSONNEL FTE		Q4 Actual	Description of Assumptions
Teachers - Regular			
Teachers - SPED			
Substitute Teachers			
Teaching Assistants			
Specialty Teachers			
Aides			
Therapists & Counselors			
Other			
<b>TOTAL INSTRUCTIONAL</b>		0.0	

NON-INSTRUCTIONAL PERSONNEL FTE		Q4 Actual	Description of Assumptions
Nurse			
Librarian			
Custodian			
Security			
Other			
<b>TOTAL NON-INSTRUCTIONAL</b>		0.0	

<b>TOTAL PERSONNEL SERVICE FTE</b>		0.0	
------------------------------------	--	-----	--

**NEW ROOTS CHARTER SCHOOL  
Budget / Operating Plan  
2017-18**

<b>Total Revenue</b>	-	<b>578,409</b>	-	-	<b>578,409</b>	-	-	<b>578,409</b>
<b>Total Expenses</b>	-	<b>578,361</b>	-	-	<b>578,361</b>	-	-	<b>578,363</b>
<b>Net Income</b>	-	<b>48</b>	-	-	<b>48</b>	-	-	<b>46</b>
<b>Actual Student Enrollment</b>	-	<b>150</b>	-	-	<b>150</b>	-	-	<b>150</b>

	<b>Prior Year Actual</b>	<b>1st Quarter - 7/1 - 9/30</b>			<b>2nd Quarter - 10/1 - 12/31</b>			<b>3rd Quarter</b>
	<b>2016-17</b>	<b>Original</b>	<b>Revised</b>	<b>Variance</b>	<b>Original</b>	<b>Revised</b>	<b>Variance</b>	<b>Original</b>
	<b>Revenue Per Pupil</b>	<b>Budget</b>	<b>Budget</b>		<b>Budget</b>	<b>Budget</b>		<b>Budget</b>

**REVENUE**

**REVENUES FROM STATE SOURCES**

2017-18

Per Pupil Rate

Allocate Per Pupil Revenue by Quarter

**\*NOTE: If there are NO budget revisions at the time of quarterly submittal leave. If budget revisions ARE made, the entire "REVISED" budget columns for the affected quarter will be revised.**

	PPR %/Qtr->	25.0%	25.0%		25.0%	25.0%		25.0%
ITHACA CITY SD	13,670	273,400	-	-	273,400	-	-	273,400
DRYDEN CSD	12,012	39,039	-	-	39,039	-	-	39,039
LANSING CSD	11,855	20,746	-	-	20,746	-	-	20,746
TRUMANSBURG CSD	11,227	22,454	-	-	22,454	-	-	22,454
GROTON CSD	11,406	17,109	-	-	17,109	-	-	17,109
CORTLAND CITY SD	11,142	13,928	-	-	13,928	-	-	13,928
SOUTHERN CAYUGA CSD	14,419	18,024	-	-	18,024	-	-	18,024
ODESSA-MONTOUR CSD	11,863	11,863	-	-	11,863	-	-	11,863
NEWARK VALLEY CSD	11,287	8,465	-	-	8,465	-	-	8,465
WATKINS GLEN CSD	11,489	8,617	-	-	8,617	-	-	8,617
HOMER CSD	12,092	9,069	-	-	9,069	-	-	9,069
SPENCER-VAN ETTEN CSD	11,808	5,904	-	-	5,904	-	-	5,904
NEWFIELD CSD	10,832	2,708	-	-	2,708	-	-	2,708
SOUTH SENECA CSD	14,574	3,644	-	-	3,644	-	-	3,644
MARATHON CSD	12,911	3,228	-	-	3,228	-	-	3,228
ALL OTHER School Districts: ( Weighted Avg )	11,560	23,119	-	-	23,119	-	-	23,119
TOTAL Per Pupil Revenue (Weighted Average Per Pupil Funding)	12,835	-	481,316	-	-	481,316	-	481,316
Special Education Revenue		56,957		-	56,957		-	56,957
Grants								
Stimulus				-			-	
DYCD (Department of Youth and Community Development)				-			-	
Other				-			-	
NYC DoE Rental Assistance								
Other				-			-	
<b>TOTAL REVENUE FROM STATE SOURCES</b>		-	538,273	-	-	538,273	-	538,273

<b>REVENUE FROM FEDERAL FUNDING</b>								
IDEA Special Needs		13,311		-	13,311		-	13,311
Title I		10,307		-	10,307		-	10,307
Title Funding - Other		743		-	743		-	743
School Food Service (Free Lunch)		10,000		-	10,000		-	10,000
Grants								

<b>NEW ROOTS CHARTER SCHOOL Budget / Operating Plan 2017-18</b>								
<b>Total Revenue</b>	-	<b>578,409</b>	-	-	<b>578,409</b>	-	-	<b>578,409</b>
<b>Total Expenses</b>	-	<b>578,361</b>	-	-	<b>578,361</b>	-	-	<b>578,363</b>
<b>Net Income</b>	-	<b>48</b>	-	-	<b>48</b>	-	-	<b>46</b>
<b>Actual Student Enrollment</b>	-	<b>150</b>	-	-	<b>150</b>	-	-	<b>150</b>
	<b>Prior Year Actual</b>	<b>1st Quarter - 7/1 - 9/30</b>			<b>2nd Quarter - 10/1 - 12/31</b>			<b>3rd Q</b>
	<b>2016-17 Revenue Per Pupil</b>	<b>Original Budget</b>	<b>Revised Budget</b>	<b>Variance</b>	<b>Original Budget</b>	<b>Revised Budget</b>	<b>Variance</b>	<b>Original Budget</b>
Charter School Program (CSP) Planning & Implementation				-			-	
Other				-			-	
Other				-			-	
<b>TOTAL REVENUE FROM FEDERAL SOURCES</b>	-	<b>34,361</b>	-	-	<b>34,361</b>	-	-	<b>34,361</b>
<b>LOCAL and OTHER REVENUE</b>								
Contributions and Donations				-			-	
Fundraising		3,750		-	3,750		-	3,750
Erate Reimbursement		1,425		-	1,425		-	1,425
Earnings on Investments				-			-	
Interest Income		100		-	100		-	100
Food Service (Income from meals)				-			-	
Text Book		500		-	500		-	500
OTHER				-			-	
<b>TOTAL REVENUE FROM LOCAL and OTHER SOURCES</b>	-	<b>5,775</b>	-	-	<b>5,775</b>	-	-	<b>5,775</b>
<b>TOTAL REVENUE</b>	-	<b>578,409</b>	-	-	<b>578,409</b>	-	-	<b>578,409</b>

**NEW ROOTS CHARTER SCHOOL  
Budget / Operating Plan  
2017-18**

<b>Total Revenue</b>	-	578,409	-	-	578,409	-	-	578,409
<b>Total Expenses</b>	-	578,361	-	-	578,361	-	-	578,363
<b>Net Income</b>	-	48	-	-	48	-	-	46
<b>Actual Student Enrollment</b>	-	150	-	-	150	-	-	150
	<b>Prior Year Actual</b>	<b>1st Quarter - 7/1 - 9/30</b>			<b>2nd Quarter - 10/1 - 12/31</b>			<b>3rd Quarter</b>
	<b>2016-17</b>	<b>Original</b>	<b>Revised</b>	<b>Variance</b>	<b>Original</b>	<b>Revised</b>	<b>Variance</b>	<b>Original</b>
	<b>Revenue Per Pupil</b>	<b>Budget</b>	<b>Budget</b>		<b>Budget</b>	<b>Budget</b>		<b>Budget</b>

**EXPENSES**

	Avg. No. of Positions							
<b>ADMINISTRATIVE STAFF PERSONNEL COSTS</b>								
Executive Management	0.25	23,300		-	23,300		-	23,300
Instructional Management	0.25	16,111		-	16,111		-	16,111
Deans, Directors & Coordinators	0.38	23,179		-	23,179		-	23,179
CFO / Director of Finance	-			-			-	
Operation / Business Manager	0.25	14,437		-	14,437		-	14,437
Administrative Staff	0.75	27,625		-	27,624		-	27,625
<b>TOTAL ADMINISTRATIVE STAFF</b>	1.88	-	104,652	-	-	104,651	-	104,652
<b>INSTRUCTIONAL PERSONNEL COSTS</b>								
Teachers - Regular	2.50	113,944		-	113,945		-	113,945
Teachers - SPED	0.50	23,588		-	23,588		-	23,589
Substitute Teachers	-	4,000		-	4,000		-	4,000
Teaching Assistants	-			-			-	
Specialty Teachers	0.75	34,292		-	34,292		-	34,291
Aides	0.25	8,800		-	8,800		-	8,800
Therapists & Counselors	0.25			-			-	
Other	-			-			-	
<b>TOTAL INSTRUCTIONAL</b>	4.25	-	184,624	-	-	184,625	-	184,625
<b>NON-INSTRUCTIONAL PERSONNEL COSTS</b>								
Nurse	-			-			-	
Librarian	-			-			-	
Custodian	-			-			-	
Security	-			-			-	
Other	0.50	21,760		-	21,760		-	21,760
<b>TOTAL NON-INSTRUCTIONAL</b>	0.50	-	21,760	-	-	21,760	-	21,760
<b>SUBTOTAL PERSONNEL SERVICE COSTS</b>	6.63	-	311,036	-	-	311,036	-	311,037
<b>PAYROLL TAXES AND BENEFITS</b>								
Payroll Taxes		31,726		-	31,726		-	31,726
Fringe / Employee Benefits		30,000		-	30,000		-	30,000

		NEW ROOTS CHARTER SCHOOL Budget / Operating Plan 2017-18							
<b>Total Revenue</b>		-	578,409	-	-	578,409	-	-	578,409
<b>Total Expenses</b>		-	578,361	-	-	578,361	-	-	578,363
<b>Net Income</b>		-	48	-	-	48	-	-	46
<b>Actual Student Enrollment</b>		-	150	-	-	150	-	-	150
		<b>Prior Year Actual</b>	<b>1st Quarter - 7/1 - 9/30</b>			<b>2nd Quarter - 10/1 - 12/31</b>			<b>3rd Q</b>
		<b>2016-17 Revenue Per Pupil</b>	<b>Original Budget</b>	<b>Revised Budget</b>	<b>Variance</b>	<b>Original Budget</b>	<b>Revised Budget</b>	<b>Variance</b>	<b>Original Budget</b>
Retirement / Pension			23,042		-	23,042		-	23,042
TOTAL PAYROLL TAXES AND BENEFITS		-	84,768	-	-	84,768	-	-	84,768
<b>TOTAL PERSONNEL SERVICE COSTS</b>			395,804	-	-	395,804	-	-	395,805
<b>CONTRACTED SERVICES</b>									
Accounting / Audit			4,000		-	4,000		-	4,000
Legal			5,000		-	5,000		-	5,000
Management Company Fee					-			-	
Nurse Services					-			-	
Food Service / School Lunch					-			-	
Payroll Services			1,170		-	1,170		-	1,170
Special Ed Services					-			-	
Titlement Services (i.e. Title I)			937		-	937		-	938
Other Purchased / Professional / Consulting			6,250		-	6,250		-	6,250
<b>TOTAL CONTRACTED SERVICES</b>		-	17,357	-	-	17,357	-	-	17,358

**NEW ROOTS CHARTER SCHOOL  
Budget / Operating Plan  
2017-18**

<b>Total Revenue</b>	-	578,409	-	-	578,409	-	-	578,409
<b>Total Expenses</b>	-	578,361	-	-	578,361	-	-	578,363
<b>Net Income</b>	-	48	-	-	48	-	-	46
<b>Actual Student Enrollment</b>	-	150	-	-	150	-	-	150
	<b>Prior Year Actual</b>	<b>1st Quarter - 7/1 - 9/30</b>			<b>2nd Quarter - 10/1 - 12/31</b>			<b>3rd Quarter</b>
	<b>2016-17</b>	<b>Original</b>	<b>Revised</b>		<b>Original</b>	<b>Revised</b>		<b>Original</b>
	<b>Revenue Per Pupil</b>	<b>Budget</b>	<b>Budget</b>	<b>Variance</b>	<b>Budget</b>	<b>Budget</b>	<b>Variance</b>	<b>Budget</b>
<b>SCHOOL OPERATIONS</b>								
Board Expenses		125		-	125		-	125
Classroom / Teaching Supplies & Materials		2,250		-	2,250		-	2,250
Special Ed Supplies & Materials				-			-	
Textbooks / Workbooks		500		-	500		-	500
Supplies & Materials other		250		-	250		-	250
Equipment / Furniture		525		-	525		-	525
Telephone		3,000		-	3,000		-	3,000
Technology		23,500		-	23,500		-	23,500
Student Testing & Assessment		1,000		-	1,000		-	1,000
Field Trips		750		-	750		-	750
Transportation (student)		1,000		-	1,000		-	1,000
Student Services - other		2,000		-	2,000		-	2,000
Office Expense		2,000		-	2,000		-	2,000
Staff Development		2,000		-	2,000		-	2,000
Staff Recruitment		500		-	500		-	500
Student Recruitment / Marketing		3,750		-	3,750		-	3,750
School Meals / Lunch		7,500		-	7,500		-	7,500
Travel (Staff)		250		-	250		-	250
Fundraising		125		-	125		-	125
Other		675		-	675		-	675
<b>TOTAL SCHOOL OPERATIONS</b>	-	51,700	-	-	51,700	-	-	51,700
<b>FACILITY OPERATION &amp; MAINTENANCE</b>								
Insurance		10,000		-	10,000		-	10,000
Janitorial		6,500		-	6,500		-	6,500
Building and Land Rent / Lease / Facility Finance Interest		72,250.00		-	72,250		-	72,250
Repairs & Maintenance		3,750		-	3,750		-	3,750
Equipment / Furniture		3,750		-	3,750		-	3,750
Security				-			-	
Utilities		4,500		-	4,500		-	4,500
<b>TOTAL FACILITY OPERATION &amp; MAINTENANCE</b>	-	100,750	-	-	100,750	-	-	100,750
<b>DEPRECIATION &amp; AMORTIZATION</b>		12,750		-	12,750		-	12,750
<b>RESERVES / CONTINGENCY</b>				-			-	

		NEW ROOTS CHARTER SCHOOL Budget / Operating Plan 2017-18						
Total Revenue	-	578,409	-	-	578,409	-	-	578,409
Total Expenses	-	578,361	-	-	578,361	-	-	578,363
Net Income	-	48	-	-	48	-	-	46
Actual Student Enrollment	-	150	-	-	150	-	-	150
	Prior Year Actual	1st Quarter - 7/1 - 9/30			2nd Quarter - 10/1 - 12/31			3rd Q
	2016-17 Revenue Per Pupil	Original Budget	Revised Budget	Variance	Original Budget	Revised Budget	Variance	Original Budget
TOTAL EXPENSES	-	578,361	-	-	578,361	-	-	578,363
NET INCOME	-	48	-	-	48	-	-	46

		NEW ROOTS CHARTER SCHOOL Budget / Operating Plan 2017-18						
<b>Total Revenue</b>	-	578,409	-	-	578,409	-	-	578,409
<b>Total Expenses</b>	-	578,361	-	-	578,361	-	-	578,361
<b>Net Income</b>	-	48	-	-	48	-	-	48
<b>Actual Student Enrollment</b>	-	150	-	-	150	-	-	150
	<b>Prior Year Actual</b>	<b>1st Quarter - 7/1 - 9/30</b>			<b>2nd Quarter - 10/1 - 12/31</b>			<b>3rd Quarter</b>
	<b>2016-17</b>	<b>Original</b>	<b>Revised</b>		<b>Original</b>	<b>Revised</b>		<b>Original</b>
	<b>Revenue Per Pupil</b>	<b>Budget</b>	<b>Budget</b>	<b>Variance</b>	<b>Budget</b>	<b>Budget</b>	<b>Variance</b>	<b>Budget</b>
<b>ENROLLMENT - *School Districts Are Linked To Above Entries*</b>								
<b>Number of Districts:</b>	-	21	-	-	21	-	-	21
ITHACA CITY SD	-	80	-	-	80	-	-	80
DRYDEN CSD	-	13	-	-	13	-	-	13
LANSING CSD	-	7	-	-	7	-	-	7
TRUMANSBURG CSD	-	8	-	-	8	-	-	8
GROTON CSD	-	6	-	-	6	-	-	6
CORTLAND CITY SD	-	5	-	-	5	-	-	5
SOUTHERN CAYUGA CSD	-	5	-	-	5	-	-	5
ODESSA-MONTOUR CSD	-	4	-	-	4	-	-	4
NEWARK VALLEY CSD	-	3	-	-	3	-	-	3
WATKINS GLEN CSD	-	3	-	-	3	-	-	3
HOMER CSD	-	3	-	-	3	-	-	3
SPENCER-VAN ETTEN CSD	-	2	-	-	2	-	-	2
NEWFIELD CSD	-	1	-	-	1	-	-	1
SOUTH SENECA CSD	-	1	-	-	1	-	-	1
MARATHON CSD	-	1	-	-	1	-	-	1
ALL OTHER School Districts: ( Weighted Avg )	-	8	-	-	8	-	-	8
<b>TOTAL ENROLLMENT</b>	-	<b>150</b>	-	-	<b>150</b>	-	-	<b>150</b>
<b>REVENUE PER PUPIL</b>	-	<b>3,856</b>	-	-	<b>3,856</b>	-	-	<b>3,856</b>
<b>EXPENSES PER PUPIL</b>	-	<b>3,856</b>	-	-	<b>3,856</b>	-	-	<b>3,856</b>

<b>Total Revenue</b>				-	-	<b>578,408</b>	-	-
<b>Total Expenses</b>				-	-	<b>578,364</b>	-	-
<b>Net Income</b>				-	-	<b>44</b>	-	-
<b>Actual Student Enrollment</b>				-	-	<b>150</b>	-	-
				<b>3rd Quarter - 1/1 - 3/31</b>		<b>4th Quarter - 4/1 - 6/30</b>		
				<b>Revised Budget</b>	<b>Variance</b>	<b>Original Budget</b>	<b>Revised Budget</b>	<b>Variance</b>
<b>REVENUE</b>				the 'REVISED' Column(s) COMPLETELY BLANK.				
<b>REVENUES FROM STATE SOURCES</b>				ected quarter(s) must be completed on tabs 2, 3 and 4.				
				2017-18				
<b>Per Pupil Revenue</b>				<b>Per Pupil Rate</b>		<b>25.0%</b>	<b>25.0%</b>	<b>25.0%</b>
ITHACA CITY SD				13,670	-	273,400	-	-
DRYDEN CSD				12,012	-	39,039	-	-
LANSING CSD				11,855	-	20,746	-	-
TRUMANSBURG CSD				11,227	-	22,454	-	-
GROTON CSD				11,406	-	17,109	-	-
CORTLAND CITY SD				11,142	-	13,928	-	-
SOUTHERN CAYUGA CSD				14,419	-	18,024	-	-
ODESSA-MONTOUR CSD				11,863	-	11,863	-	-
NEWARK VALLEY CSD				11,287	-	8,465	-	-
WATKINS GLEN CSD				11,489	-	8,617	-	-
HOMER CSD				12,092	-	9,069	-	-
SPENCER-VAN ETTEN CSD				11,808	-	5,904	-	-
NEWFIELD CSD				10,832	-	2,708	-	-
SOUTH SENECA CSD				14,574	-	3,644	-	-
MARATHON CSD				12,911	-	3,228	-	-
ALL OTHER School Districts: ( Weighted Avg )				11,560	-	23,119	-	-
TOTAL Per Pupil Revenue (Weighted Average Per Pupil Funding)				12,835	-	481,316	-	-
Special Education Revenue					-	56,958		-
Grants								
Stimulus					-			-
DYCD (Department of Youth and Community Development)					-			-
Other					-			-
NYC DoE Rental Assistance								
Other					-			-
TOTAL REVENUE FROM STATE SOURCES					-	538,274		-
<b>REVENUE FROM FEDERAL FUNDING</b>								
IDEA Special Needs					-	13,308		-
Title I					-	10,308		-
Title Funding - Other					-	743		-
School Food Service (Free Lunch)					-	10,000		-
Grants								

<b>Total Revenue</b>	-	-	<b>578,408</b>	-	-
<b>Total Expenses</b>	-	-	<b>578,364</b>	-	-
<b>Net Income</b>	-	-	<b>44</b>	-	-
<b>Actual Student Enrollment</b>	-	-	<b>150</b>	-	-
	<b>Quarter - 1/1 - 3/31</b>		<b>4th Quarter - 4/1 - 6/30</b>		
	<b>Revised Budget</b>	<b>Variance</b>	<b>Original Budget</b>	<b>Revised Budget</b>	<b>Variance</b>
Charter School Program (CSP) Planning & Implementation		-			-
Other		-			-
Other		=			=
<b>TOTAL REVENUE FROM FEDERAL SOURCES</b>	-	-	34,359	-	-
<b>LOCAL and OTHER REVENUE</b>					
Contributions and Donations		-			-
Fundraising		-	3,750		-
Erate Reimbursement		-	1,425		-
Earnings on Investments		-			-
Interest Income		-	100		-
Food Service (Income from meals)		-			-
Text Book		-	500		-
OTHER		=			=
<b>TOTAL REVENUE FROM LOCAL and OTHER SOURCES</b>	-	-	5,775	-	-
<b>TOTAL REVENUE</b>	-	-	<b>578,408</b>	-	-

<b>Total Revenue</b>		-	-	<b>578,408</b>	-
<b>Total Expenses</b>		-	-	<b>578,364</b>	-
<b>Net Income</b>		-	-	<b>44</b>	-
<b>Actual Student Enrollment</b>		-	-	<b>150</b>	-
		<b>Quarter - 1/1 - 3/31</b>		<b>4th Quarter - 4/1 - 6/30</b>	
		<b>Revised</b>		<b>Original</b>	<b>Revised</b>
		<b>Budget</b>	<b>Variance</b>	<b>Budget</b>	<b>Budget</b>
					<b>Variance</b>
<b>EXPENSES</b>					
<b>ADMINISTRATIVE STAFF PERSONNEL COSTS</b>		Avg. No. of Positions			
Executive Management	0.25		-	23,300	-
Instructional Management	0.25		-	16,111	-
Deans, Directors & Coordinators	0.38		-	23,179	-
CFO / Director of Finance	-		-		-
Operation / Business Manager	0.25		-	14,437	-
Administrative Staff	0.75		-	27,625	-
<b>TOTAL ADMINISTRATIVE STAFF</b>	<b>1.88</b>	-	-	<b>104,652</b>	-
<b>INSTRUCTIONAL PERSONNEL COSTS</b>					
Teachers - Regular	2.50		-	113,945	-
Teachers - SPED	0.50		-	23,589	-
Substitute Teachers	-		-	4,000	-
Teaching Assistants	-		-		-
Specialty Teachers	0.75		-	34,292	-
Aides	0.25		-	8,800	-
Therapists & Counselors	0.25		-		-
Other	-		-		-
<b>TOTAL INSTRUCTIONAL</b>	<b>4.25</b>	-	-	<b>184,626</b>	-
<b>NON-INSTRUCTIONAL PERSONNEL COSTS</b>					
Nurse	-		-		-
Librarian	-		-		-
Custodian	-		-		-
Security	-		-		-
Other	0.50		-	21,761	-
<b>TOTAL NON-INSTRUCTIONAL</b>	<b>0.50</b>	-	-	<b>21,761</b>	-
<b>SUBTOTAL PERSONNEL SERVICE COSTS</b>		-	-	<b>311,039</b>	-
<b>PAYROLL TAXES AND BENEFITS</b>					
Payroll Taxes			-	31,725	-
Fringe / Employee Benefits			-	30,000	-

<b>Total Revenue</b>		-	-	<b>578,408</b>	-	-
<b>Total Expenses</b>		-	-	<b>578,364</b>	-	-
<b>Net Income</b>		-	-	<b>44</b>	-	-
<b>Actual Student Enrollment</b>		-	-	<b>150</b>	-	-
		<b>Quarter - 1/1 - 3/31</b>			<b>4th Quarter - 4/1 - 6/30</b>	
		<b>Revised Budget</b>	<b>Variance</b>	<b>Original Budget</b>	<b>Revised Budget</b>	<b>Variance</b>
Retirement / Pension			-	<u>23,042</u>		-
TOTAL PAYROLL TAXES AND BENEFITS		-	-	84,767	-	-
<b>TOTAL PERSONNEL SERVICE COSTS</b>				395,806	-	-
<b>CONTRACTED SERVICES</b>						
Accounting / Audit			-	4,000		-
Legal			-	5,000		-
Management Company Fee			-			-
Nurse Services			-			-
Food Service / School Lunch			-			-
Payroll Services			-	1,170		-
Special Ed Services			-			-
Titlement Services (i.e. Title I)			-	938		-
Other Purchased / Professional / Consulting			-	<u>6,250</u>		-
<b>TOTAL CONTRACTED SERVICES</b>		-	-	17,358	-	-

<b>Total Revenue</b>	-	-	<b>578,408</b>	-	-
<b>Total Expenses</b>	-	-	<b>578,364</b>	-	-
<b>Net Income</b>	-	-	<b>44</b>	-	-
<b>Actual Student Enrollment</b>	-	-	<b>150</b>	-	-
	<b>Quarter - 1/1 - 3/31</b>		<b>4th Quarter - 4/1 - 6/30</b>		
	<b>Revised Budget</b>	<b>Variance</b>	<b>Original Budget</b>	<b>Revised Budget</b>	<b>Variance</b>
<b>SCHOOL OPERATIONS</b>					
Board Expenses		-	125		-
Classroom / Teaching Supplies & Materials		-	2,250		-
Special Ed Supplies & Materials		-			-
Textbooks / Workbooks		-	500		-
Supplies & Materials other		-	250		-
Equipment / Furniture		-	525		-
Telephone		-	3,000		-
Technology		-	23,500		-
Student Testing & Assessment		-	1,000		-
Field Trips		-	750		-
Transportation (student)		-	1,000		-
Student Services - other		-	2,000		-
Office Expense		-	2,000		-
Staff Development		-	2,000		-
Staff Recruitment		-	500		-
Student Recruitment / Marketing		-	3,750		-
School Meals / Lunch		-	7,500		-
Travel (Staff)		-	250		-
Fundraising		-	125		-
Other		-	<u>675</u>		-
<b>TOTAL SCHOOL OPERATIONS</b>	-	-	<b>51,700</b>	-	-
<b>FACILITY OPERATION &amp; MAINTENANCE</b>					
Insurance		-	10,000		-
Janitorial		-	6,500		-
Building and Land Rent / Lease / Facility Finance Interest		-	72,250		-
Repairs & Maintenance		-	3,750		-
Equipment / Furniture		-	3,750		-
Security		-			-
Utilities		-	<u>4,500</u>		-
<b>TOTAL FACILITY OPERATION &amp; MAINTENANCE</b>	-	-	<b>100,750</b>	-	-
<b>DEPRECIATION &amp; AMORTIZATION</b>		-	12,750		-
<b>RESERVES / CONTINGENCY</b>		-			-

<b>Total Revenue</b>	-	-	<b>578,408</b>	-	-
<b>Total Expenses</b>	-	-	<b>578,364</b>	-	-
<b>Net Income</b>	-	-	<b>44</b>	-	-
<b>Actual Student Enrollment</b>	-	-	<b>150</b>	-	-
	<b>Quarter - 1/1 - 3/31</b>		<b>4th Quarter - 4/1 - 6/30</b>		
	<b>Revised Budget</b>	<b>Variance</b>	<b>Original Budget</b>	<b>Revised Budget</b>	<b>Variance</b>
<b>TOTAL EXPENSES</b>	-	-	<b>578,364</b>	-	-
<b>NET INCOME</b>	-	-	<b>44</b>	-	-

	Quarter - 1/1 - 3/31		4th Quarter - 4/1 - 6/30		
	Revised Budget	Variance	Original Budget	Revised Budget	Variance
<b>Total Revenue</b>	-	-	578,408	-	-
<b>Total Expenses</b>	-	-	578,364	-	-
<b>Net Income</b>	-	-	44	-	-
<b>Actual Student Enrollment</b>	-	-	150	-	-
<b>ENROLLMENT - *School Districts Are Linked To Above Entries*</b>					
<b>Number of Districts:</b>	-	-	21	-	-
ITHACA CITY SD	-	-	80	-	-
DRYDEN CSD	-	-	13	-	-
LANSING CSD	-	-	7	-	-
TRUMANSBURG CSD	-	-	8	-	-
GROTON CSD	-	-	6	-	-
CORTLAND CITY SD	-	-	5	-	-
SOUTHERN CAYUGA CSD	-	-	5	-	-
ODESSA-MONTOUR CSD	-	-	4	-	-
NEWARK VALLEY CSD	-	-	3	-	-
WATKINS GLEN CSD	-	-	3	-	-
HOMER CSD	-	-	3	-	-
SPENCER-VAN ETTEN CSD	-	-	2	-	-
NEWFIELD CSD	-	-	1	-	-
SOUTH SENECA CSD	-	-	1	-	-
MARATHON CSD	-	-	1	-	-
ALL OTHER School Districts: ( Weighted Avg )	-	-	8	-	-
<b>TOTAL ENROLLMENT</b>	-	-	150	-	-
<b>REVENUE PER PUPIL</b>	-	-	3,856	-	-
<b>EXPENSES PER PUPIL</b>	-	-	3,856	-	-

		NEW ROOTS CHARTER SCHOOL					DESCRIPTION OF ASSUMPTIONS
		Budget / Operating Plan			2017-18		
		Original Budget	Revised Budget	Variance	Original Budget vs. PY Budget	Revised Budget vs. PY Budget	
<b>Total Revenue</b>		2,313,634	2,313,634	-	2,313,634	2,313,634	
<b>Total Expenses</b>		2,313,449	2,313,449	-	(2,313,449)	(2,313,449)	
<b>Net Income</b>		185	185	-	185	185	
<b>Actual Student Enrollment</b>							
		Total Year			VARIANCE		
		Original Budget	Revised Budget	Variance	Original Budget vs. PY Budget	Revised Budget vs. PY Budget	
<b>REVENUE</b>							
<b>REVENUES FROM STATE SOURCES</b>							
		2017-18					
<b>Per Pupil Revenue</b>		Per Pupil Rate					
ITHACA CITY SD	13,670	1,093,600	1,093,600	-	1,093,600	1,093,600	
DRYDEN CSD	12,012	156,156	156,156	-	156,156	156,156	
LANSING CSD	11,855	82,985	82,985	-	82,985	82,985	
TRUMANSBURG CSD	11,227	89,816	89,816	-	89,816	89,816	
GROTON CSD	11,406	68,436	68,436	-	68,436	68,436	
CORTLAND CITY SD	11,142	55,710	55,710	-	55,710	55,710	
SOUTHERN CAYUGA CSD	14,419	72,095	72,095	-	72,095	72,095	
ODESSA-MONTOUR CSD	11,863	47,452	47,452	-	47,452	47,452	
NEWARK VALLEY CSD	11,287	33,861	33,861	-	33,861	33,861	
WATKINS GLEN CSD	11,489	34,467	34,467	-	34,467	34,467	
HOMER CSD	12,092	36,276	36,276	-	36,276	36,276	
SPENCER-VAN ETTEN CSD	11,808	23,616	23,616	-	23,616	23,616	
NEWFIELD CSD	10,832	10,832	10,832	-	10,832	10,832	
SOUTH SENECA CSD	14,574	14,574	14,574	-	14,574	14,574	
MARATHON CSD	12,911	12,911	12,911	-	12,911	12,911	
ALL OTHER School Districts: ( Weighted Avg )	11,560	92,476	92,476	-	92,476	92,476	
TOTAL Per Pupil Revenue (Weighted Average)	12,835	1,925,263	1,925,263	-	1,925,263	1,925,263	
Per Pupil Funding)							
Special Education Revenue		227,829	227,829	-	227,829	227,829	
Grants							
Stimulus		-	-	-	-	-	
DYCD (Department of Youth and Community Development)		-	-	-	-	-	
Other		-	-	-	-	-	
NYC DoE Rental Assistance		-	-	-	-	-	
Other		-	-	-	-	-	
TOTAL REVENUE FROM STATE SOURCES		2,153,092	2,153,092	-	2,153,092	2,153,092	
<b>REVENUE FROM FEDERAL FUNDING</b>							
IDEA Special Needs		53,241	53,241	-	53,241	53,241	
Title I		41,229	41,229	-	41,229	41,229	
Title Funding - Other		2,972	2,972	-	2,972	2,972	
School Food Service (Free Lunch)		40,000	40,000	-	40,000	40,000	
Grants							

		NEW ROOTS CHARTER SCHOOL					DESCRIPTION OF ASSUMPTIONS
		Budget / Operating Plan			2017-18		
<b>Total Revenue</b>		<b>2,313,634</b>	<b>2,313,634</b>	<b>-</b>	<b>2,313,634</b>	<b>2,313,634</b>	
<b>Total Expenses</b>		<b>2,313,449</b>	<b>2,313,449</b>	<b>-</b>	<b>(2,313,449)</b>	<b>(2,313,449)</b>	
<b>Net Income</b>		<b>185</b>	<b>185</b>	<b>-</b>	<b>185</b>	<b>185</b>	
<b>Actual Student Enrollment</b>							
		<b>Total Year</b>			<b>VARIANCE</b>		
		<b>Original Budget</b>	<b>Revised Budget</b>	<b>Variance</b>	<b>Original Budget vs. PY Budget</b>	<b>Revised Budget vs. PY Budget</b>	
Charter School Program (CSP) Planning & Implementation		-	-	-	-	-	
Other		-	-	-	-	-	
Other		-	-	-	-	-	
<b>TOTAL REVENUE FROM FEDERAL SOURCES</b>		<b>137,442</b>	<b>137,442</b>	<b>-</b>	<b>137,442</b>	<b>137,442</b>	
<b>LOCAL and OTHER REVENUE</b>							
Contributions and Donations		-	-	-	-	-	
Fundraising		15,000	15,000	-	15,000	15,000	
Erate Reimbursement		5,700	5,700	-	5,700	5,700	
Earnings on Investments		-	-	-	-	-	
Interest Income		400	400	-	400	400	
Food Service (Income from meals)		-	-	-	-	-	
Text Book		2,000	2,000	-	2,000	2,000	
OTHER		-	-	-	-	-	
<b>TOTAL REVENUE FROM LOCAL and OTHER SOURCES</b>		<b>23,100</b>	<b>23,100</b>	<b>-</b>	<b>23,100</b>	<b>23,100</b>	
<b>TOTAL REVENUE</b>		<b>2,313,634</b>	<b>2,313,634</b>	<b>-</b>	<b>2,313,634</b>	<b>2,313,634</b>	

		NEW ROOTS CHARTER SCHOOL					DESCRIPTION OF ASSUMPTIONS
		Budget / Operating Plan			2017-18		
		2,313,634	2,313,634	-	2,313,634	2,313,634	
		2,313,449	2,313,449	-	(2,313,449)	(2,313,449)	
Total Revenue							
Total Expenses							
Net Income							
Actual Student Enrollment							
		Total Year			VARIANCE		
		Original Budget	Revised Budget	Variance	Original Budget vs. PY Budget	Revised Budget vs. PY Budget	
<b>EXPENSES</b>							
<b>ADMINISTRATIVE STAFF PERSONNEL COSTS</b>							
	Avg. No. of Positions						
Executive Management	0.25	93,200	93,200	-	(93,200)	(93,200)	
Instructional Management	0.25	64,444	64,444	-	(64,444)	(64,444)	
Deans, Directors & Coordinators	0.38	92,716	92,716	-	(92,716)	(92,716)	
CFO / Director of Finance	-	-	-	-	-	-	
Operation / Business Manager	0.25	57,748	57,748	-	(57,748)	(57,748)	
Administrative Staff	0.75	110,499	110,499	-	(110,499)	(110,499)	
<b>TOTAL ADMINISTRATIVE STAFF</b>	<b>1.88</b>	<b>418,607</b>	<b>418,607</b>	<b>-</b>	<b>(418,607)</b>	<b>(418,607)</b>	
<b>INSTRUCTIONAL PERSONNEL COSTS</b>							
Teachers - Regular	2.50	455,779	455,779	-	(455,779)	(455,779)	
Teachers - SPED	0.50	94,354	94,354	-	(94,354)	(94,354)	
Substitute Teachers	-	16,000	16,000	-	(16,000)	(16,000)	
Teaching Assistants	-	-	-	-	-	-	
Specialty Teachers	0.75	137,167	137,167	-	(137,167)	(137,167)	
Aides	0.25	35,200	35,200	-	(35,200)	(35,200)	
Therapists & Counselors	0.25	-	-	-	-	-	
Other	-	-	-	-	-	-	
<b>TOTAL INSTRUCTIONAL</b>	<b>4.25</b>	<b>738,500</b>	<b>738,500</b>	<b>-</b>	<b>(738,500)</b>	<b>(738,500)</b>	
<b>NON-INSTRUCTIONAL PERSONNEL COSTS</b>							
Nurse	-	-	-	-	-	-	
Librarian	-	-	-	-	-	-	
Custodian	-	-	-	-	-	-	
Security	-	-	-	-	-	-	
Other	0.50	87,041	87,041	-	(87,041)	(87,041)	
<b>TOTAL NON-INSTRUCTIONAL</b>	<b>0.50</b>	<b>87,041</b>	<b>87,041</b>	<b>-</b>	<b>(87,041)</b>	<b>(87,041)</b>	
<b>SUBTOTAL PERSONNEL SERVICE COSTS</b>							
	6.63	1,244,148	1,244,148	-	(1,244,148)	(1,244,148)	
<b>PAYROLL TAXES AND BENEFITS</b>							
Payroll Taxes		126,903	126,903	-	(126,903)	(126,903)	
Fringe / Employee Benefits		120,000	120,000	-	(120,000)	(120,000)	

		NEW ROOTS CHARTER SCHOOL					DESCRIPTION OF ASSUMPTIONS
		Budget / Operating Plan			2017-18		
		Original Budget	Revised Budget	Variance	Original Budget vs. PY Budget	Revised Budget vs. PY Budget	
		Original Budget	Revised Budget	Variance	Original Budget vs. PY Budget	Revised Budget vs. PY Budget	
<b>Total Revenue</b>		2,313,634	2,313,634	-	2,313,634	2,313,634	
<b>Total Expenses</b>		2,313,449	2,313,449	-	(2,313,449)	(2,313,449)	
<b>Net Income</b>		185	185	-	185	185	
<b>Actual Student Enrollment</b>							
		<b>Total Year</b>			<b>VARIANCE</b>		
		<b>Original Budget</b>	<b>Revised Budget</b>	<b>Variance</b>	<b>Original Budget vs. PY Budget</b>	<b>Revised Budget vs. PY Budget</b>	
Retirement / Pension		92,168	92,168	-	(92,168)	(92,168)	
TOTAL PAYROLL TAXES AND BENEFITS		339,071	339,071	-	(339,071)	(339,071)	
<b>TOTAL PERSONNEL SERVICE COSTS</b>	6.63	1,583,219	1,583,219	-	(1,583,219)	(1,583,219)	
<b>CONTRACTED SERVICES</b>							
Accounting / Audit		16,000	16,000	-	(16,000)	(16,000)	
Legal		20,000	20,000	-	(20,000)	(20,000)	
Management Company Fee		-	-	-	-	-	
Nurse Services		-	-	-	-	-	
Food Service / School Lunch		-	-	-	-	-	
Payroll Services		4,680	4,680	-	(4,680)	(4,680)	
Special Ed Services		-	-	-	-	-	
Titlement Services (i.e. Title I)		3,750	3,750	-	(3,750)	(3,750)	
Other Purchased / Professional / Consulting		25,000	25,000	-	(25,000)	(25,000)	
<b>TOTAL CONTRACTED SERVICES</b>		69,430	69,430	-	(69,430)	(69,430)	

**NEW ROOTS CHARTER SCHOOL**  
**Budget / Operating Plan**  
**2017-18**

<b>Total Revenue</b>	<b>2,313,634</b>	<b>2,313,634</b>	<b>-</b>	<b>2,313,634</b>	<b>2,313,634</b>
<b>Total Expenses</b>	<b>2,313,449</b>	<b>2,313,449</b>	<b>-</b>	<b>(2,313,449)</b>	<b>(2,313,449)</b>
<b>Net Income</b>	<b>185</b>	<b>185</b>	<b>-</b>	<b>185</b>	<b>185</b>
<b>Actual Student Enrollment</b>					

Total Year			VARIANCE	
Original Budget	Revised Budget	Variance	Original Budget vs. PY Budget	Revised Budget vs. PY Budget

**DESCRIPTION OF ASSUMPTIONS**

**SCHOOL OPERATIONS**

Board Expenses	500	500	-	(500)	(500)
Classroom / Teaching Supplies & Materials	9,000	9,000	-	(9,000)	(9,000)
Special Ed Supplies & Materials	-	-	-	-	-
Textbooks / Workbooks	2,000	2,000	-	(2,000)	(2,000)
Supplies & Materials other	1,000	1,000	-	(1,000)	(1,000)
Equipment / Furniture	2,100	2,100	-	(2,100)	(2,100)
Telephone	12,000	12,000	-	(12,000)	(12,000)
Technology	94,000	94,000	-	(94,000)	(94,000)
Student Testing & Assessment	4,000	4,000	-	(4,000)	(4,000)
Field Trips	3,000	3,000	-	(3,000)	(3,000)
Transportation (student)	4,000	4,000	-	(4,000)	(4,000)
Student Services - other	8,000	8,000	-	(8,000)	(8,000)
Office Expense	8,000	8,000	-	(8,000)	(8,000)
Staff Development	8,000	8,000	-	(8,000)	(8,000)
Staff Recruitment	2,000	2,000	-	(2,000)	(2,000)
Student Recruitment / Marketing	15,000	15,000	-	(15,000)	(15,000)
School Meals / Lunch	30,000	30,000	-	(30,000)	(30,000)
Travel (Staff)	1,000	1,000	-	(1,000)	(1,000)
Fundraising	500	500	-	(500)	(500)
Other	2,700	2,700	-	(2,700)	(2,700)
<b>TOTAL SCHOOL OPERATIONS</b>	<b>206,800</b>	<b>206,800</b>	<b>-</b>	<b>(206,800)</b>	<b>(206,800)</b>

**FACILITY OPERATION & MAINTENANCE**

Insurance	40,000	40,000	-	(40,000)	(40,000)
Janitorial	26,000	26,000	-	(26,000)	(26,000)
Building and Land Rent / Lease / Facility Finance Interest	289,000	289,000	-	(289,000)	(289,000)
Repairs & Maintenance	15,000	15,000	-	(15,000)	(15,000)
Equipment / Furniture	15,000	15,000	-	(15,000)	(15,000)
Security	-	-	-	-	-
Utilities	18,000	18,000	-	(18,000)	(18,000)
<b>TOTAL FACILITY OPERATION &amp; MAINTENANCE</b>	<b>403,000</b>	<b>403,000</b>	<b>-</b>	<b>(403,000)</b>	<b>(403,000)</b>

**DEPRECIATION & AMORTIZATION**

	51,000	51,000	-	(51,000)	(51,000)
--	--------	--------	---	----------	----------

**RESERVES / CONTINGENCY**

	-	-	-	-	-
--	---	---	---	---	---

<b>NEW ROOTS CHARTER SCHOOL</b>					
<b>Budget / Operating Plan</b>					
<b>2017-18</b>					
<b>Total Revenue</b>	<b>2,313,634</b>	<b>2,313,634</b>	<b>-</b>	<b>2,313,634</b>	<b>2,313,634</b>
<b>Total Expenses</b>	<b>2,313,449</b>	<b>2,313,449</b>	<b>-</b>	<b>(2,313,449)</b>	<b>(2,313,449)</b>
<b>Net Income</b>	<b>185</b>	<b>185</b>	<b>-</b>	<b>185</b>	<b>185</b>
<b>Actual Student Enrollment</b>					
	<b>Total Year</b>			<b>VARIANCE</b>	
	<b>Original Budget</b>	<b>Revised Budget</b>	<b>Variance</b>	<b>Original Budget vs. PY Budget</b>	<b>Revised Budget vs. PY Budget</b>
<b>TOTAL EXPENSES</b>	<b>2,313,449</b>	<b>2,313,449</b>	<b>-</b>	<b>(2,313,449)</b>	<b>(2,313,449)</b>
<b>NET INCOME</b>	<b>185</b>	<b>185</b>	<b>-</b>	<b>185</b>	<b>185</b>

**DESCRIPTION OF ASSUMPTIONS**

	NEW ROOTS CHARTER SCHOOL					
	Budget / Operating Plan					
						2017-18
Total Revenue	2,313,634	2,313,634	-	2,313,634	2,313,634	
Total Expenses	2,313,449	2,313,449	-	(2,313,449)	(2,313,449)	
Net Income	185	185	-	185	185	
Actual Student Enrollment						
	Total Year			VARIANCE		
	Original Budget	Revised Budget	Variance	Original Budget vs. PY Budget	Revised Budget vs. PY Budget	DESCRIPTION OF ASSUMPTIONS
<b>ENROLLMENT - *School Districts Are Linked To Above Entries*</b>						
<b>Number of Districts:</b>						
ITHACA CITY SD						
DRYDEN CSD						
LANSING CSD						
TRUMANSBURG CSD						
GROTON CSD						
CORTLAND CITY SD						
SOUTHERN CAYUGA CSD						
ODESSA-MONTOUR CSD						
NEWARK VALLEY CSD						
WATKINS GLEN CSD						
HOMER CSD						
SPENCER-VAN ETTEN CSD						
NEWFIELD CSD						
SOUTH SENECA CSD						
MARATHON CSD						
ALL OTHER School Districts: ( Weighted Avg )						
<b>TOTAL ENROLLMENT</b>						
<b>REVENUE PER PUPIL</b>						
<b>EXPENSES PER PUPIL</b>						

**NEW ROOTS CHARTER SCHOOL  
BALANCE SHEET  
2017-18**

	<u>Prior Year</u>	Q1	Q2	Q3	Q4
	<u>2016-17</u>	<u>As of 9/30</u>	<u>As of 12/31</u>	<u>As of 3/31</u>	<u>As of 6/30</u>
<b><u>ASSETS</u></b>					
<b><u>CURRENT ASSETS</u></b>					
Cash and cash equivalents	-	-	-	-	-
Grants and contracts receivable	-	-	-	-	-
Accounts receivables	-	-	-	-	-
Prepaid Expenses	-	-	-	-	-
Contributions and other receivables	-	-	-	-	-
<b>TOTAL CURRENT ASSETS</b>	-	-	-	-	-
<b><u>PROPERTY, BUILDING AND EQUIPMENT, net</u></b>	-	-	-	-	-
<b><u>OTHER ASSETS</u></b>	-	-	-	-	-
<b>TOTAL ASSETS</b>	-	-	-	-	-
<b><u>LIABILITIES AND NET ASSETS</u></b>					
<b><u>CURRENT LIABILITIES</u></b>					
Accounts payable and accrued expenses	-	-	-	-	-
Accrued payroll and benefits	-	-	-	-	-
Deferred Revenue	-	-	-	-	-
Current maturities of long-term debt	-	-	-	-	-
Short Term Debt - Bonds, Notes Payable	-	-	-	-	-
Other	-	-	-	-	-
<b>TOTAL CURRENT LIABILITIES</b>	-	-	-	-	-
<b><u>LONG-TERM DEBT and NOTES PAYABLE, net current maturities</u></b>	-	-	-	-	-
<b>TOTAL LIABILITIES</b>	-	-	-	-	-
<b><u>NET ASSETS</u></b>					
Unrestricted	-	-	-	-	-
Temporarily restricted	-	-	-	-	-
<b>TOTAL NET ASSETS</b>	-	-	-	-	-
<b>TOTAL LIABILITIES AND NET ASSETS</b>	-	-	-	-	-

**NEW ROOTS CHARTER SCHOOL  
Budget / Operating Plan**

**2017-18**

<b>Total Revenue</b>	-	<b>578,409</b>	-	-	<b>578,409</b>	-	-
<b>Total Expenses</b>	-	<b>578,361</b>	-	-	<b>578,361</b>	-	-
<b>Net Income</b>	-	<b>48</b>	-	-	<b>48</b>	-	-
<b>Actual Student Enrollment</b>	-	<b>150</b>	-	-	<b>150</b>	-	-

<b>*NOTE: Enrollment, Revenue and Expenditure Data IN the 'Total and Variance Analysis' Section is Based on LAST ACTUAL Quarter Completed</b>	<b>1st Quarter - 7/1 - 9/30</b>			<b>2nd Quarter - 10/1 - 12/31</b>			<b>3rd Quarter</b>
	<b>Actual</b>	<b>Current Budget</b>	<b>Variance</b>	<b>Actual</b>	<b>Current Budget</b>	<b>Variance</b>	<b>Actual</b>

**REVENUE**

**REVENUES FROM STATE SOURCES**

Per Pupil Revenue

CY Per Pupil Rate

ITHACA CITY SD	13,670	273,400	-	273,400	-	
DRYDEN CSD	12,012	39,039	-	39,039	-	
LANSING CSD	11,855	20,746	-	20,746	-	
TRUMANSBURG CSD	11,227	22,454	-	22,454	-	
GROTON CSD	11,406	17,109	-	17,109	-	
CORTLAND CITY SD	11,142	13,928	-	13,928	-	
SOUTHERN CAYUGA CSD	14,419	18,024	-	18,024	-	
ODESSA-MONTOUR CSD	11,863	11,863	-	11,863	-	
NEWARK VALLEY CSD	11,287	8,465	-	8,465	-	
WATKINS GLEN CSD	11,489	8,617	-	8,617	-	
HOMER CSD	12,092	9,069	-	9,069	-	
SPENCER-VAN ETTEN CSD	11,808	5,904	-	5,904	-	
NEWFIELD CSD	10,832	2,708	-	2,708	-	
SOUTH SENECA CSD	14,574	3,644	-	3,644	-	
MARATHON CSD	12,911	3,228	-	3,228	-	
ALL OTHER School Districts: ( Count = 6 )	11,560	23,119	-	23,119	-	
<b>TOTAL Per Pupil Revenue (Weighted Average Per Pupil Funding)</b>	<b>12,835</b>	<b>481,316</b>	<b>-</b>	<b>481,316</b>	<b>-</b>	<b>-</b>
Special Education Revenue		56,957	-	56,957	-	

Grants						
Stimulus		-	-	-	-	
DYCD (Department of Youth and Community Development)		-	-	-	-	
Other		-	-	-	-	
NYC DoE Rental Assistance		-	-	-	-	
Other		-	-	-	-	
<b>TOTAL REVENUE FROM STATE SOURCES</b>		<b>538,273</b>	<b>-</b>	<b>538,273</b>	<b>-</b>	<b>-</b>

**REVENUE FROM FEDERAL FUNDING**

IDEA Special Needs		13,311	-	13,311	-	
Title I		10,307	-	10,307	-	
Title Funding - Other		743	-	743	-	
School Food Service (Free Lunch)		10,000	-	10,000	-	
Grants						
Charter School Program (CSP) Planning & Implementation		-	-	-	-	
Other		-	-	-	-	

**NEW ROOTS CHARTER SCHOOL  
Budget / Operating Plan**

**2017-18**

<b>Total Revenue</b>	-	<b>578,409</b>	-	-	<b>578,409</b>	-	-
<b>Total Expenses</b>	-	<b>578,361</b>	-	-	<b>578,361</b>	-	-
<b>Net Income</b>	-	<b>48</b>	-	-	<b>48</b>	-	-
<b>Actual Student Enrollment</b>	-	<b>150</b>	-	-	<b>150</b>	-	-

	1st Quarter - 7/1 - 9/30			2nd Quarter - 10/1 - 12/31			3rd Quarter
		Current Budget	Variance		Current Budget	Variance	Actual
	Actual			Actual			
*NOTE: Enrollment, Revenue and Expenditure Data IN the 'Total and Variance Analysis' Section is Based on LAST ACTUAL Quarter Completed							
Other		-	-		-	-	
TOTAL REVENUE FROM FEDERAL SOURCES	-	34,361	-	-	34,361	-	-
<b>LOCAL and OTHER REVENUE</b>							
Contributions and Donations		-	-		-	-	
Fundraising		3,750	-		3,750	-	
Erate Reimbursement		1,425	-		1,425	-	
Earnings on Investments		-	-		-	-	
Interest Income		100	-		100	-	
Food Service (Income from meals)		-	-		-	-	
Text Book		500	-		500	-	
OTHER		-	-		-	-	
TOTAL REVENUE FROM LOCAL and OTHER SOURCES	-	5,775	-	-	5,775	-	-
<b>TOTAL REVENUE</b>	-	<b>578,409</b>	-	-	<b>578,409</b>	-	-

**NEW ROOTS CHARTER SCHOOL  
Budget / Operating Plan**

**2017-18**

<b>Total Revenue</b>	-	<b>578,409</b>	-	-	<b>578,409</b>	-	-
<b>Total Expenses</b>	-	<b>578,361</b>	-	-	<b>578,361</b>	-	-
<b>Net Income</b>	-	<b>48</b>	-	-	<b>48</b>	-	-
<b>Actual Student Enrollment</b>	-	<b>150</b>	-	-	<b>150</b>	-	-

<b>*NOTE: Enrollment, Revenue and Expenditure Data IN the 'Total and Variance Analysis' Section is Based on LAST ACTUAL Quarter Completed</b>	<b>1st Quarter - 7/1 - 9/30</b>			<b>2nd Quarter - 10/1 - 12/31</b>			<b>3rd Quarter</b>
	<b>Actual</b>	<b>Current Budget</b>	<b>Variance</b>	<b>Actual</b>	<b>Current Budget</b>	<b>Variance</b>	<b>Actual</b>

**EXPENSES**

Quarter 0

No. of Positions

**ADMINISTRATIVE STAFF PERSONNEL COSTS**

Executive Management	-	23,300	-	23,300	-	
Instructional Management	-	16,111	-	16,111	-	
Deans, Directors & Coordinators	-	23,179	-	23,179	-	
CFO / Director of Finance	-	-	-	-	-	
Operation / Business Manager	-	14,437	-	14,437	-	
Administrative Staff	-	<u>27,625</u>	-	<u>27,624</u>	-	
<b>TOTAL ADMINISTRATIVE STAFF</b>	-	<b>104,652</b>	-	<b>104,651</b>	-	

**INSTRUCTIONAL PERSONNEL COSTS**

Teachers - Regular	-	113,944	-	113,945	-	
Teachers - SPED	-	23,588	-	23,588	-	
Substitute Teachers	-	4,000	-	4,000	-	
Teaching Assistants	-	-	-	-	-	
Specialty Teachers	-	34,292	-	34,292	-	
Aides	-	8,800	-	8,800	-	
Therapists & Counselors	-	-	-	-	-	
Other	-	-	-	-	-	
<b>TOTAL INSTRUCTIONAL</b>	-	<b>184,624</b>	-	<b>184,625</b>	-	

**NON-INSTRUCTIONAL PERSONNEL COSTS**

Nurse	-	-	-	-	-	
Librarian	-	-	-	-	-	
Custodian	-	-	-	-	-	
Security	-	-	-	-	-	
Other	-	<u>21,760</u>	-	<u>21,760</u>	-	
<b>TOTAL NON-INSTRUCTIONAL</b>	-	<b>21,760</b>	-	<b>21,760</b>	-	

**SUBTOTAL PERSONNEL SERVICE COSTS**

	-	311,036	-	311,036	-	
--	---	---------	---	---------	---	--

**PAYROLL TAXES AND BENEFITS**

Payroll Taxes		31,726	-	31,726	-	
Fringe / Employee Benefits		30,000	-	30,000	-	
Retirement / Pension		<u>23,042</u>	-	<u>23,042</u>	-	
<b>TOTAL PAYROLL TAXES AND BENEFITS</b>		<b>84,768</b>	-	<b>84,768</b>	-	

**TOTAL PERSONNEL SERVICE COSTS**

	-	395,804	-	395,804	-	
--	---	---------	---	---------	---	--

**NEW ROOTS CHARTER SCHOOL  
Budget / Operating Plan**

**2017-18**

<b>Total Revenue</b>	-	578,409	-	-	578,409	-	-
<b>Total Expenses</b>	-	578,361	-	-	578,361	-	-
<b>Net Income</b>	-	48	-	-	48	-	-
<b>Actual Student Enrollment</b>	-	150	-	-	150	-	-

*NOTE: Enrollment, Revenue and Expenditure Data IN the 'Total and Variance Analysis' Section is Based on LAST ACTUAL Quarter Completed	1st Quarter - 7/1 - 9/30			2nd Quarter - 10/1 - 12/31			3rd Quarter
	Actual	Current Budget	Variance	Actual	Current Budget	Variance	Actual
	<b>CONTRACTED SERVICES</b>						
Accounting / Audit		4,000	-		4,000	-	
Legal		5,000	-		5,000	-	
Management Company Fee		-	-		-	-	
Nurse Services		-	-		-	-	
Food Service / School Lunch		-	-		-	-	
Payroll Services		1,170	-		1,170	-	
Special Ed Services		-	-		-	-	
Titlement Services (i.e. Title I)		937	-		937	-	
Other Purchased / Professional / Consulting		6,250	-		6,250	-	
<b>TOTAL CONTRACTED SERVICES</b>		17,357	-		17,357	-	

**NEW ROOTS CHARTER SCHOOL  
Budget / Operating Plan**

**2017-18**

<b>Total Revenue</b>	-	<b>578,409</b>	-	-	<b>578,409</b>	-	-
<b>Total Expenses</b>	-	<b>578,361</b>	-	-	<b>578,361</b>	-	-
<b>Net Income</b>	-	<b>48</b>	-	-	<b>48</b>	-	-
<b>Actual Student Enrollment</b>	-	<b>150</b>	-	-	<b>150</b>	-	-

<b>*NOTE: Enrollment, Revenue and Expenditure Data IN the 'Total and Variance Analysis' Section is Based on LAST ACTUAL Quarter Completed</b>	<b>1st Quarter - 7/1 - 9/30</b>			<b>2nd Quarter - 10/1 - 12/31</b>			<b>3rd Quarter</b>
	<b>Actual</b>	<b>Current Budget</b>	<b>Variance</b>	<b>Actual</b>	<b>Current Budget</b>	<b>Variance</b>	<b>Actual</b>

**SCHOOL OPERATIONS**

Board Expenses		125	-		125	-	
Classroom / Teaching Supplies & Materials		2,250	-		2,250	-	
Special Ed Supplies & Materials		-	-		-	-	
Textbooks / Workbooks		500	-		500	-	
Supplies & Materials other		250	-		250	-	
Equipment / Furniture		525	-		525	-	
Telephone		3,000	-		3,000	-	
Technology		23,500	-		23,500	-	
Student Testing & Assessment		1,000	-		1,000	-	
Field Trips		750	-		750	-	
Transportation (student)		1,000	-		1,000	-	
Student Services - other		2,000	-		2,000	-	
Office Expense		2,000	-		2,000	-	
Staff Development		2,000	-		2,000	-	
Staff Recruitment		500	-		500	-	
Student Recruitment / Marketing		3,750	-		3,750	-	
School Meals / Lunch		7,500	-		7,500	-	
Travel (Staff)		250	-		250	-	
Fundraising		125	-		125	-	
Other		675	-		675	-	
<b>TOTAL SCHOOL OPERATIONS</b>		<b>51,700</b>	<b>-</b>		<b>51,700</b>	<b>-</b>	

**FACILITY OPERATION & MAINTENANCE**

Insurance		10,000	-		10,000	-	
Janitorial		6,500	-		6,500	-	
Building and Land Rent / Lease / Facility Finance Interest		72,250	-		72,250	-	
Repairs & Maintenance		3,750	-		3,750	-	
Equipment / Furniture		3,750	-		3,750	-	
Security		-	-		-	-	
Utilities		4,500	-		4,500	-	
<b>TOTAL FACILITY OPERATION &amp; MAINTENANCE</b>		<b>100,750</b>	<b>-</b>		<b>100,750</b>	<b>-</b>	

**DEPRECIATION & AMORTIZATION**

		12,750	-		12,750	-	
--	--	--------	---	--	--------	---	--

**RESERVES / CONTINGENCY**

		-	-		-	-	
--	--	---	---	--	---	---	--

<b>TOTAL EXPENSES</b>		<b>578,361</b>	<b>-</b>		<b>578,361</b>	<b>-</b>	
-----------------------	--	----------------	----------	--	----------------	----------	--

**NEW ROOTS CHARTER SCHOOL**  
**Budget / Operating Plan**

**2017-18**

<b>Total Revenue</b>	-	578,409	-	-	578,409	-	-
<b>Total Expenses</b>	-	578,361	-	-	578,361	-	-
<b>Net Income</b>	-	48	-	-	48	-	-
<b>Actual Student Enrollment</b>	-	150	-	-	150	-	-
				<b>1st Quarter - 7/1 - 9/30</b>	<b>2nd Quarter - 10/1 - 12/31</b>		
<b>*NOTE: Enrollment, Revenue and Expenditure Data IN the 'Total and Variance Analysis' Section is Based on LAST ACTUAL Quarter Completed</b>				<b>Actual</b>	<b>Current Budget</b>	<b>Variance</b>	<b>Actual</b>
				-	48	-	-
<b>NET INCOME</b>				-	48	-	-

<b>Total Revenue</b>	-	<b>578,409</b>	-	-	<b>578,409</b>	-	-
<b>Total Expenses</b>	-	<b>578,361</b>	-	-	<b>578,361</b>	-	-
<b>Net Income</b>	-	<b>48</b>	-	-	<b>48</b>	-	-
<b>Actual Student Enrollment</b>	-	<b>150</b>	-	-	<b>150</b>	-	-

3rd C

**\*NOTE: Enrollment, Revenue and Expenditure Data IN the 'Total and Variance Analysis' Section is Based on LAST ACTUAL Quarter Completed**

**1st Quarter - 7/1 - 9/30**

**2nd Quarter - 10/1 - 12/31**

3rd C

	1st Quarter - 7/1 - 9/30			2nd Quarter - 10/1 - 12/31			Actual
	Actual	Current Budget	Variance	Actual	Current Budget	Variance	
<b>ENROLLMENT - *School Districts Are Linked To Above Entries*</b>							
ITHACA CITY SD	-	80	-	-	80	-	-
DRYDEN CSD	-	13	-	-	13	-	-
LANSING CSD	-	7	-	-	7	-	-
TRUMANSBURG CSD	-	8	-	-	8	-	-
GROTON CSD	-	6	-	-	6	-	-
CORTLAND CITY SD	-	5	-	-	5	-	-
SOUTHERN CAYUGA CSD	-	5	-	-	5	-	-
ODESSA-MONTOUR CSD	-	4	-	-	4	-	-
NEWARK VALLEY CSD	-	3	-	-	3	-	-
WATKINS GLEN CSD	-	3	-	-	3	-	-
HOMER CSD	-	3	-	-	3	-	-
SPENCER-VAN ETTEN CSD	-	2	-	-	2	-	-
NEWFIELD CSD	-	1	-	-	1	-	-
SOUTH SENECA CSD	-	1	-	-	1	-	-
MARATHON CSD	-	1	-	-	1	-	-
ALL OTHER School Districts: ( Count = 6 )	-	8	-	-	8	-	-
<b>TOTAL ENROLLMENT</b>	-	<b>150</b>	-	-	<b>150</b>	-	-
<b>REVENUE PER PUPIL</b>	-	<b>3,856</b>	-	-	<b>3,856</b>	-	-
<b>EXPENSES PER PUPIL</b>	-	<b>3,856</b>	-	-	<b>3,856</b>	-	-

**HOOL  
n**

<b>Total Revenue</b>	<b>578,409</b>	-	-	<b>578,408</b>	-
<b>Total Expenses</b>	<b>578,363</b>	-	-	<b>578,364</b>	-
<b>Net Income</b>	<b>46</b>	-	-	<b>44</b>	-
<b>Actual Student Enrollment</b>	<b>150</b>	-	-	<b>150</b>	-

<p><b>*NOTE: Enrollment, Revenue and Expenditure Data IN the 'Total and Variance Analysis' Section is Based on LAST ACTUAL Quarter Completed</b></p>	<b>Quarter - 1/1 - 3/31</b>		<b>4th Quarter - 4/1 - 6/30</b>		
	<b>Current Budget</b>	<b>Variance</b>	<b>Actual</b>	<b>Current Budget</b>	<b>Variance</b>

**REVENUE  
REVENUES FROM STATE SOURCES**

Per Pupil Revenue	CY Per Pupil Rate
ITHACA CITY SD	13,670
DRYDEN CSD	12,012
LANSING CSD	11,855
TRUMANSBURG CSD	11,227
GROTON CSD	11,406
CORTLAND CITY SD	11,142
SOUTHERN CAYUGA CSD	14,419
ODESSA-MONTOUR CSD	11,863
NEWARK VALLEY CSD	11,287
WATKINS GLEN CSD	11,489
HOMER CSD	12,092
SPENCER-VAN ETTEN CSD	11,808
NEWFIELD CSD	10,832
SOUTH SENECA CSD	14,574
MARATHON CSD	12,911
ALL OTHER School Districts: ( Count = 6 )	11,560
<b>TOTAL Per Pupil Revenue (Weighted Average Per Pupil Funding)</b>	<b>12,835</b>

Special Education Revenue	56,957	-	-	56,958	-
Grants					
Stimulus	-	-	-	-	-
DYCD (Department of Youth and Community Development)	-	-	-	-	-
Other	-	-	-	-	-
NYC DoE Rental Assistance	-	-	-	-	-
Other	-	-	-	-	-
<b>TOTAL REVENUE FROM STATE SOURCES</b>	<b>538,273</b>	-	-	<b>538,274</b>	-

**REVENUE FROM FEDERAL FUNDING**

IDEA Special Needs	13,311	-	-	13,308	-
Title I	10,307	-	-	10,308	-
Title Funding - Other	743	-	-	743	-
School Food Service (Free Lunch)	10,000	-	-	10,000	-
Grants					
Charter School Program (CSP) Planning & Implementation	-	-	-	-	-
Other	-	-	-	-	-

**HOOL  
n**

<b>Total Revenue</b>	578,409	-	-	578,408	-
<b>Total Expenses</b>	578,363	-	-	578,364	-
<b>Net Income</b>	46	-	-	44	-
<b>Actual Student Enrollment</b>	150	-	-	150	-
<b>Quarter - 1/1 - 3/31</b>					
<b>4th Quarter - 4/1 - 6/30</b>					
<b>*NOTE: Enrollment, Revenue and Expenditure Data IN the 'Total and Variance Analysis' Section is Based on LAST ACTUAL Quarter Completed</b>					
	<b>Current Budget</b>	<b>Variance</b>	<b>Actual</b>	<b>Current Budget</b>	<b>Variance</b>
Other	-	-		-	-
TOTAL REVENUE FROM FEDERAL SOURCES	34,361	-	-	34,359	-
<b>LOCAL and OTHER REVENUE</b>					
Contributions and Donations	-	-		-	-
Fundraising	3,750	-		3,750	-
Erate Reimbursement	1,425	-		1,425	-
Earnings on Investments	-	-		-	-
Interest Income	100	-		100	-
Food Service (Income from meals)	-	-		-	-
Text Book	500	-		500	-
OTHER	-	-		-	-
TOTAL REVENUE FROM LOCAL and OTHER SOURCES	5,775	-	-	5,775	-
<b>TOTAL REVENUE</b>	<b>578,409</b>	<b>-</b>	<b>-</b>	<b>578,408</b>	<b>-</b>

**HOOL  
n**

<b>Total Revenue</b>	578,409	-	-	578,408	-
<b>Total Expenses</b>	578,363	-	-	578,364	-
<b>Net Income</b>	46	-	-	44	-
<b>Actual Student Enrollment</b>	150	-	-	150	-

<b>*NOTE: Enrollment, Revenue and Expenditure Data IN the 'Total and Variance Analysis' Section is Based on LAST ACTUAL Quarter Completed</b>	<b>Quarter - 1/1 - 3/31</b>		<b>4th Quarter - 4/1 - 6/30</b>		
	<b>Current Budget</b>	<b>Variance</b>	<b>Actual</b>	<b>Current Budget</b>	<b>Variance</b>

<b>EXPENSES</b>	Quarter 0 No. of Positions					
<b>ADMINISTRATIVE STAFF PERSONNEL COSTS</b>						
Executive Management	-	23,300	-		23,300	-
Instructional Management	-	16,111	-		16,111	-
Deans, Directors & Coordinators	-	23,179	-		23,179	-
CFO / Director of Finance	-	-	-		-	-
Operation / Business Manager	-	14,437	-		14,437	-
Administrative Staff	-	27,625	-		27,625	-
<b>TOTAL ADMINISTRATIVE STAFF</b>	-	104,652	-	-	104,652	-
<b>INSTRUCTIONAL PERSONNEL COSTS</b>						
Teachers - Regular	-	113,945	-		113,945	-
Teachers - SPED	-	23,589	-		23,589	-
Substitute Teachers	-	4,000	-		4,000	-
Teaching Assistants	-	-	-		-	-
Specialty Teachers	-	34,291	-		34,292	-
Aides	-	8,800	-		8,800	-
Therapists & Counselors	-	-	-		-	-
Other	-	-	-		-	-
<b>TOTAL INSTRUCTIONAL</b>	-	184,625	-	-	184,626	-
<b>NON-INSTRUCTIONAL PERSONNEL COSTS</b>						
Nurse	-	-	-		-	-
Librarian	-	-	-		-	-
Custodian	-	-	-		-	-
Security	-	-	-		-	-
Other	-	21,760	-		21,761	-
<b>TOTAL NON-INSTRUCTIONAL</b>	-	21,760	-	-	21,761	-
<b>SUBTOTAL PERSONNEL SERVICE COSTS</b>	-	311,037	-	-	311,039	-
<b>PAYROLL TAXES AND BENEFITS</b>						
Payroll Taxes		31,726	-		31,725	-
Fringe / Employee Benefits		30,000	-		30,000	-
Retirement / Pension		23,042	-		23,042	-
<b>TOTAL PAYROLL TAXES AND BENEFITS</b>		84,768	-	-	84,767	-
<b>TOTAL PERSONNEL SERVICE COSTS</b>	-	395,805	-	-	395,806	-

HOOL n					
<b>Total Revenue</b>	578,409	-	-	578,408	-
<b>Total Expenses</b>	578,363	-	-	578,364	-
<b>Net Income</b>	46	-	-	44	-
<b>Actual Student Enrollment</b>	150	-	-	150	-
		<b>Quarter - 1/1 - 3/31</b>	<b>4th Quarter - 4/1 - 6/30</b>		
<b>*NOTE: Enrollment, Revenue and Expenditure Data IN the 'Total and Variance Analysis' Section is Based on LAST ACTUAL Quarter Completed</b>		<b>HOOL</b>			
		<b>n</b>	<b>Current Budget</b>	<b>Variance</b>	<b>Actual</b>
<b>CONTRACTED SERVICES</b>					
Accounting / Audit	4,000	-		4,000	-
Legal	5,000	-		5,000	-
Management Company Fee	-	-		-	-
Nurse Services	-	-		-	-
Food Service / School Lunch	-	-		-	-
Payroll Services	1,170	-		1,170	-
Special Ed Services	-	-		-	-
Titlement Services (i.e. Title I)	938	-		938	-
Other Purchased / Professional / Consulting	6,250	-		6,250	-
<b>TOTAL CONTRACTED SERVICES</b>	<b>17,358</b>	<b>-</b>	<b>-</b>	<b>17,358</b>	<b>-</b>

**HOOL  
n**

<b>Total Revenue</b>	<b>578,409</b>	-	-	<b>578,408</b>	-
<b>Total Expenses</b>	<b>578,363</b>	-	-	<b>578,364</b>	-
<b>Net Income</b>	<b>46</b>	-	-	<b>44</b>	-
<b>Actual Student Enrollment</b>	<b>150</b>	-	-	<b>150</b>	-

<p><b>*NOTE: Enrollment, Revenue and Expenditure Data IN the 'Total and Variance Analysis' Section is Based on LAST ACTUAL Quarter Completed</b></p>	<b>Quarter - 1/1 - 3/31</b>		<b>4th Quarter - 4/1 - 6/30</b>		
	<b>Current Budget</b>	<b>Variance</b>	<b>Actual</b>	<b>Current Budget</b>	<b>Variance</b>

<b>SCHOOL OPERATIONS</b>	<b>Current Budget</b>	<b>Variance</b>	<b>Actual</b>	<b>Current Budget</b>	<b>Variance</b>
Board Expenses	125	-		125	-
Classroom / Teaching Supplies & Materials	2,250	-		2,250	-
Special Ed Supplies & Materials	-	-		-	-
Textbooks / Workbooks	500	-		500	-
Supplies & Materials other	250	-		250	-
Equipment / Furniture	525	-		525	-
Telephone	3,000	-		3,000	-
Technology	23,500	-		23,500	-
Student Testing & Assessment	1,000	-		1,000	-
Field Trips	750	-		750	-
Transportation (student)	1,000	-		1,000	-
Student Services - other	2,000	-		2,000	-
Office Expense	2,000	-		2,000	-
Staff Development	2,000	-		2,000	-
Staff Recruitment	500	-		500	-
Student Recruitment / Marketing	3,750	-		3,750	-
School Meals / Lunch	7,500	-		7,500	-
Travel (Staff)	250	-		250	-
Fundraising	125	-		125	-
Other	<u>675</u>	-		<u>675</u>	-
<b>TOTAL SCHOOL OPERATIONS</b>	<b>51,700</b>	-	-	<b>51,700</b>	-
<b>FACILITY OPERATION &amp; MAINTENANCE</b>					
Insurance	10,000	-		10,000	-
Janitorial	6,500	-		6,500	-
Building and Land Rent / Lease / Facility Finance Interest	72,250	-		72,250	-
Repairs & Maintenance	3,750	-		3,750	-
Equipment / Furniture	3,750	-		3,750	-
Security	-	-		-	-
Utilities	<u>4,500</u>	-		<u>4,500</u>	-
<b>TOTAL FACILITY OPERATION &amp; MAINTENANCE</b>	<b>100,750</b>	-	-	<b>100,750</b>	-
<b>DEPRECIATION &amp; AMORTIZATION</b>	12,750	-		12,750	-
<b>RESERVES / CONTINGENCY</b>	-	-		-	-
<b>TOTAL EXPENSES</b>	<b><u>578,363</u></b>	-	-	<b><u>578,364</u></b>	-

		HOOL		HOOL	
		n			
Total Revenue		578,409	-	-	578,408
Total Expenses		578,363	-	-	578,364
Net Income		46	-	-	44
Actual Student Enrollment		150	-	-	150
		Quarter - 1/1 - 3/31		4th Quarter - 4/1 - 6/30	
*NOTE: Enrollment, Revenue and Expenditure Data IN the 'Total and Variance Analysis' Section is Based on LAST ACTUAL Quarter Completed		Quarter - 1/1 - 3/31			
		Current Budget	Variance	Actual	Current Budget
NET INCOME		46	-	-	44

**HOOL  
n**

<b>Total Revenue</b>	578,409	-	-	578,408	-
<b>Total Expenses</b>	578,363	-	-	578,364	-
<b>Net Income</b>	46	-	-	44	-
<b>Actual Student Enrollment</b>	150	-	-	150	-

Quarter - 1/1 - 3/31

Quarter - 1/1 - 3/31

4th Quarter - 4/1 - 6/30

**\*NOTE: Enrollment, Revenue and Expenditure Data IN the 'Total and Variance Analysis' Section is Based on LAST ACTUAL Quarter Completed**

Current Budget	Variance	Actual	Current Budget	Variance
-------------------	----------	--------	-------------------	----------

**ENROLLMENT - \*School Districts Are Linked To Above Entries\***

ITHACA CITY SD	80	-	-	80	-
DRYDEN CSD	13	-	-	13	-
LANSING CSD	7	-	-	7	-
TRUMANSBURG CSD	8	-	-	8	-
GROTON CSD	6	-	-	6	-
CORTLAND CITY SD	5	-	-	5	-
SOUTHERN CAYUGA CSD	5	-	-	5	-
ODESSA-MONTOUR CSD	4	-	-	4	-
NEWARK VALLEY CSD	3	-	-	3	-
WATKINS GLEN CSD	3	-	-	3	-
HOMER CSD	3	-	-	3	-
SPENCER-VAN ETEN CSD	2	-	-	2	-
NEWFIELD CSD	1	-	-	1	-
SOUTH SENECA CSD	1	-	-	1	-
MARATHON CSD	1	-	-	1	-
ALL OTHER School Districts: ( Count = 6 )	8	-	-	8	-
<b>TOTAL ENROLLMENT</b>	<b>150</b>	<b>-</b>	<b>-</b>	<b>150</b>	<b>-</b>
<b>REVENUE PER PUPIL</b>	<b>3,856</b>	<b>-</b>	<b>-</b>	<b>3,856</b>	<b>-</b>
<b>EXPENSES PER PUPIL</b>	<b>3,856</b>	<b>-</b>	<b>-</b>	<b>3,856</b>	<b>-</b>

**NEW ROOTS CHARTER SCHOOL  
Budget / Operating Plan**

**2017-18**

<b>Total Revenue</b>	-	-	-	<b>2,313,634</b>	<b>(2,313,634)</b>	-	-	<b>2,313,634</b>
<b>Total Expenses</b>	-	-	-	<b>2,313,449</b>	<b>2,313,449</b>	-	-	<b>2,313,449</b>
<b>Net Income</b>	-	-	-	<b>185</b>	<b>(185)</b>	-	-	<b>185</b>
<b>Actual Student Enrollment</b>	-	-	-			-	-	

**\*NOTE: Enrollment, Revenue and Expenditure Data IN the 'Total and Variance Analysis' Section is Based on LAST ACTUAL Quarter Completed**

**TOTALS AND VARIANCE ANALYSIS**

	<b>Actual</b>	<b>Current Budget (Current Quarter)</b>	<b>Actual vs. Current Budget</b>	<b>Current Budget - TY</b>	<b>Actual vs. Current Budget TY</b>	<b>Original Budget (Current Quarter)</b>	<b>Actual vs. Original Budget</b>	<b>Original Budget -</b>
<b>REVENUE</b>								
<b>REVENUES FROM STATE SOURCES</b>								
Per Pupil Revenue								
			<b>CY Per Pupil Rate</b>					
ITHACA CITY SD	-	-	13,670	1,093,600	(1,093,600)	-	-	1,093,600
DRYDEN CSD	-	-	12,012	156,156	(156,156)	-	-	156,156
LANSING CSD	-	-	11,855	82,985	(82,985)	-	-	82,985
TRUMANSBURG CSD	-	-	11,227	89,816	(89,816)	-	-	89,816
GROTON CSD	-	-	11,406	68,436	(68,436)	-	-	68,436
CORTLAND CITY SD	-	-	11,142	55,710	(55,710)	-	-	55,710
SOUTHERN CAYUGA CSD	-	-	14,419	72,095	(72,095)	-	-	72,095
ODESSA-MONTOUR CSD	-	-	11,863	47,452	(47,452)	-	-	47,452
NEWARK VALLEY CSD	-	-	11,287	33,861	(33,861)	-	-	33,861
WATKINS GLEN CSD	-	-	11,489	34,467	(34,467)	-	-	34,467
HOMER CSD	-	-	12,092	36,276	(36,276)	-	-	36,276
SPENCER-VAN ETTEN CSD	-	-	11,808	23,616	(23,616)	-	-	23,616
NEWFIELD CSD	-	-	10,832	10,832	(10,832)	-	-	10,832
SOUTH SENECA CSD	-	-	14,574	14,574	(14,574)	-	-	14,574
MARATHON CSD	-	-	12,911	12,911	(12,911)	-	-	12,911
ALL OTHER School Districts: ( Count = 6 )	-	-	11,560	92,476	(92,476)	-	-	92,476
<b>TOTAL Per Pupil Revenue (Weighted Average Per Pupil Funding)</b>	-	-	<b>12,835</b>	<b>1,925,263</b>	<b>(1,925,263)</b>	-	-	<b>1,925,263</b>
Special Education Revenue	-	-		227,829	(227,829)	-	-	227,829
Grants								
Stimulus	-	-		-	-	-	-	
DYCD (Department of Youth and Community Development)	-	-		-	-	-	-	
Other	-	-		-	-	-	-	
NYC DoE Rental Assistance	-	-		-	-	-	-	
Other	-	-		-	-	-	-	
<b>TOTAL REVENUE FROM STATE SOURCES</b>	-	-		<b>2,153,092</b>	<b>(2,153,092)</b>	-	-	<b>2,153,092</b>
<b>REVENUE FROM FEDERAL FUNDING</b>								
IDEA Special Needs	-	-		53,241	(53,241)	-	-	53,241
Title I	-	-		41,229	(41,229)	-	-	41,229
Title Funding - Other	-	-		2,972	(2,972)	-	-	2,972
School Food Service (Free Lunch)	-	-		40,000	(40,000)	-	-	40,000
Grants								
Charter School Program (CSP) Planning & Implementation	-	-		-	-	-	-	
Other	-	-		-	-	-	-	

**NEW ROOTS CHARTER SCHOOL  
Budget / Operating Plan**

**2017-18**

<b>Total Revenue</b>	-	-	-	2,313,634	(2,313,634)	-	-	2,313,634
<b>Total Expenses</b>	-	-	-	2,313,449	2,313,449	-	-	2,313,449
<b>Net Income</b>	-	-	-	185	(185)	-	-	185
<b>Actual Student Enrollment</b>	-	-	-			-	-	

**\*NOTE: Enrollment, Revenue and Expenditure Data IN the 'Total and Variance Analysis' Section is Based on LAST ACTUAL Quarter Completed**

**TOTALS AND VARIANCE ANALYSIS**

	<b>Actual</b>	<b>Current Budget (Current Quarter)</b>	<b>Actual vs. Current Budget</b>	<b>Current Budget - TY</b>	<b>Actual vs. Current Budget TY</b>	<b>Original Budget (Current Quarter)</b>	<b>Actual vs. Original Budget</b>	<b>Original Budget -</b>
Other	-	-	-	-	-	-	-	
<b>TOTAL REVENUE FROM FEDERAL SOURCES</b>	-	-	-	137,442	(137,442)	-	-	137,442
<b>LOCAL and OTHER REVENUE</b>								
Contributions and Donations	-	-	-	-	-	-	-	
Fundraising	-	-	-	15,000	(15,000)	-	-	15,000
Erate Reimbursement	-	-	-	5,700	(5,700)	-	-	5,700
Earnings on Investments	-	-	-	-	-	-	-	
Interest Income	-	-	-	400	(400)	-	-	400
Food Service (Income from meals)	-	-	-	-	-	-	-	
Text Book	-	-	-	2,000	(2,000)	-	-	2,000
<b>OTHER</b>	-	-	-	-	-	-	-	
<b>TOTAL REVENUE FROM LOCAL and OTHER SOURCES</b>	-	-	-	23,100	(23,100)	-	-	23,100
<b>TOTAL REVENUE</b>	-	-	-	<b>2,313,634</b>	<b>(2,313,634)</b>	-	-	<b>2,313,634</b>

**NEW ROOTS CHARTER SCHOOL**  
**Budget / Operating Plan**

2017-18

<b>Total Revenue</b>	-	-	-	2,313,634	(2,313,634)	-	-	2,313,634
<b>Total Expenses</b>	-	-	-	2,313,449	2,313,449	-	-	2,313,449
<b>Net Income</b>	-	-	-	185	(185)	-	-	185
<b>Actual Student Enrollment</b>	-	-	-			-	-	

\*NOTE: Enrollment, Revenue and Expenditure Data IN the 'Total and Variance Analysis' Section is Based on LAST ACTUAL Quarter Completed

**TOTALS AND VARIANCE ANALYSIS**

				Current Budget (Current Quarter)	Actual vs. Current Budget	Current Budget - TY	Actual vs. Current Budget TY	Original Budget (Current Quarter)	Actual vs. Original Budget	Original Budget -
<b>EXPENSES</b>										
<b>ADMINISTRATIVE STAFF PERSONNEL COSTS</b>	Quarter 0 No. of Positions									
Executive Management	-	-	-	93,200	93,200	-	-	93,200	-	93,200
Instructional Management	-	-	-	64,444	64,444	-	-	64,444	-	64,444
Deans, Directors & Coordinators	-	-	-	92,716	92,716	-	-	92,716	-	92,716
CFO / Director of Finance	-	-	-	-	-	-	-	-	-	-
Operation / Business Manager	-	-	-	57,748	57,748	-	-	57,748	-	57,748
Administrative Staff	-	-	-	110,499	110,499	-	-	110,499	-	110,499
<b>TOTAL ADMINISTRATIVE STAFF</b>	-	-	-	418,607	418,607	-	-	418,607	-	418,607
<b>INSTRUCTIONAL PERSONNEL COSTS</b>										
Teachers - Regular	-	-	-	455,779	455,779	-	-	455,779	-	455,779
Teachers - SPED	-	-	-	94,354	94,354	-	-	94,354	-	94,354
Substitute Teachers	-	-	-	16,000	16,000	-	-	16,000	-	16,000
Teaching Assistants	-	-	-	-	-	-	-	-	-	-
Specialty Teachers	-	-	-	137,167	137,167	-	-	137,167	-	137,167
Aides	-	-	-	35,200	35,200	-	-	35,200	-	35,200
Therapists & Counselors	-	-	-	-	-	-	-	-	-	-
Other	-	-	-	-	-	-	-	-	-	-
<b>TOTAL INSTRUCTIONAL</b>	-	-	-	738,500	738,500	-	-	738,500	-	738,500
<b>NON-INSTRUCTIONAL PERSONNEL COSTS</b>										
Nurse	-	-	-	-	-	-	-	-	-	-
Librarian	-	-	-	-	-	-	-	-	-	-
Custodian	-	-	-	-	-	-	-	-	-	-
Security	-	-	-	-	-	-	-	-	-	-
Other	-	-	-	87,041	87,041	-	-	87,041	-	87,041
<b>TOTAL NON-INSTRUCTIONAL</b>	-	-	-	87,041	87,041	-	-	87,041	-	87,041
<b>SUBTOTAL PERSONNEL SERVICE COSTS</b>	-	-	-	1,244,148	1,244,148	-	-	1,244,148	-	1,244,148
<b>PAYROLL TAXES AND BENEFITS</b>										
Payroll Taxes	-	-	-	126,903	126,903	-	-	126,903	-	126,903
Fringe / Employee Benefits	-	-	-	120,000	120,000	-	-	120,000	-	120,000
Retirement / Pension	-	-	-	92,168	92,168	-	-	92,168	-	92,168
<b>TOTAL PAYROLL TAXES AND BENEFITS</b>	-	-	-	339,071	339,071	-	-	339,071	-	339,071
<b>TOTAL PERSONNEL SERVICE COSTS</b>	-	-	-	1,583,219	1,583,219	-	-	1,583,219	-	1,583,219

**NEW ROOTS CHARTER SCHOOL  
Budget / Operating Plan**

**2017-18**

<b>Total Revenue</b>	-	-	-	2,313,634	(2,313,634)	-	-	2,313,634
<b>Total Expenses</b>	-	-	-	2,313,449	2,313,449	-	-	2,313,449
<b>Net Income</b>	-	-	-	185	(185)	-	-	185
<b>Actual Student Enrollment</b>	-	-	-			-	-	

**TOTALS AND VARIANCE ANALYSIS**

**\*NOTE: Enrollment, Revenue and Expenditure Data IN the 'Total and Variance Analysis' Section is Based on LAST ACTUAL Quarter Completed**

	<b>Actual</b>	<b>Current Budget (Current Quarter)</b>	<b>Actual vs. Current Budget</b>	<b>Current Budget - TY</b>	<b>Actual vs. Current Budget TY</b>	<b>Original Budget (Current Quarter)</b>	<b>Actual vs. Original Budget</b>	<b>Original Budget - TY</b>
<b>CONTRACTED SERVICES</b>								
Accounting / Audit	-	-	-	16,000	16,000	-	-	16,000
Legal	-	-	-	20,000	20,000	-	-	20,000
Management Company Fee	-	-	-	-	-	-	-	-
Nurse Services	-	-	-	-	-	-	-	-
Food Service / School Lunch	-	-	-	-	-	-	-	-
Payroll Services	-	-	-	4,680	4,680	-	-	4,680
Special Ed Services	-	-	-	-	-	-	-	-
Titlement Services (i.e. Title I)	-	-	-	3,750	3,750	-	-	3,750
Other Purchased / Professional / Consulting	-	-	-	25,000	25,000	-	-	25,000
<b>TOTAL CONTRACTED SERVICES</b>	-	-	-	69,430	69,430	-	-	69,430

**NEW ROOTS CHARTER SCHOOL**  
**Budget / Operating Plan**

**2017-18**

<b>Total Revenue</b>	-	-	-	2,313,634	(2,313,634)	-	-	2,313,634
<b>Total Expenses</b>	-	-	-	2,313,449	2,313,449	-	-	2,313,449
<b>Net Income</b>	-	-	-	185	(185)	-	-	185
<b>Actual Student Enrollment</b>	-	-	-			-	-	

**TOTALS AND VARIANCE ANALYSIS**

**\*NOTE: Enrollment, Revenue and Expenditure Data IN the 'Total and Variance Analysis' Section is Based on LAST ACTUAL Quarter Completed**

	<b>Actual</b>	<b>Current Budget (Current Quarter)</b>	<b>Actual vs. Current Budget</b>	<b>Current Budget - TY</b>	<b>Actual vs. Current Budget TY</b>	<b>Original Budget (Current Quarter)</b>	<b>Actual vs. Original Budget</b>	<b>Original Budget -</b>
<b>SCHOOL OPERATIONS</b>								
Board Expenses	-	-	-	500	500	-	-	500
Classroom / Teaching Supplies & Materials	-	-	-	9,000	9,000	-	-	9,000
Special Ed Supplies & Materials	-	-	-	-	-	-	-	
Textbooks / Workbooks	-	-	-	2,000	2,000	-	-	2,000
Supplies & Materials other	-	-	-	1,000	1,000	-	-	1,000
Equipment / Furniture	-	-	-	2,100	2,100	-	-	2,100
Telephone	-	-	-	12,000	12,000	-	-	12,000
Technology	-	-	-	94,000	94,000	-	-	94,000
Student Testing & Assessment	-	-	-	4,000	4,000	-	-	4,000
Field Trips	-	-	-	3,000	3,000	-	-	3,000
Transportation (student)	-	-	-	4,000	4,000	-	-	4,000
Student Services - other	-	-	-	8,000	8,000	-	-	8,000
Office Expense	-	-	-	8,000	8,000	-	-	8,000
Staff Development	-	-	-	8,000	8,000	-	-	8,000
Staff Recruitment	-	-	-	2,000	2,000	-	-	2,000
Student Recruitment / Marketing	-	-	-	15,000	15,000	-	-	15,000
School Meals / Lunch	-	-	-	30,000	30,000	-	-	30,000
Travel (Staff)	-	-	-	1,000	1,000	-	-	1,000
Fundraising	-	-	-	500	500	-	-	500
Other	-	-	-	2,700	2,700	-	-	2,700
<b>TOTAL SCHOOL OPERATIONS</b>	-	-	-	206,800	206,800	-	-	206,800
<b>FACILITY OPERATION &amp; MAINTENANCE</b>								
Insurance	-	-	-	40,000	40,000	-	-	40,000
Janitorial	-	-	-	26,000	26,000	-	-	26,000
Building and Land Rent / Lease / Facility Finance Interest	-	-	-	289,000	289,000	-	-	289,000
Repairs & Maintenance	-	-	-	15,000	15,000	-	-	15,000
Equipment / Furniture	-	-	-	15,000	15,000	-	-	15,000
Security	-	-	-	-	-	-	-	
Utilities	-	-	-	18,000	18,000	-	-	18,000
<b>TOTAL FACILITY OPERATION &amp; MAINTENANCE</b>	-	-	-	403,000	403,000	-	-	403,000
<b>DEPRECIATION &amp; AMORTIZATION</b>	-	-	-	51,000	51,000	-	-	51,000
<b>RESERVES / CONTINGENCY</b>	-	-	-	-	-	-	-	
<b>TOTAL EXPENSES</b>	-	-	-	2,313,449	2,313,449	-	-	2,313,449

**NEW ROOTS CHARTER SCHOOL  
Budget / Operating Plan**

**2017-18**

<b>Total Revenue</b>	-	-	-	2,313,634	(2,313,634)	-	-	2,313,634
<b>Total Expenses</b>	-	-	-	2,313,449	2,313,449	-	-	2,313,449
<b>Net Income</b>	-	-	-	185	(185)	-	-	185
<b>Actual Student Enrollment</b>	-	-	-			-	-	

**TOTALS AND VARIANCE ANALYSIS**

<p><b>*NOTE: Enrollment, Revenue and Expenditure Data IN the 'Total and Variance Analysis' Section is Based on LAST ACTUAL Quarter Completed</b></p>		<b>Current Budget (Current Quarter)</b>	<b>Actual vs. Current Budget</b>	<b>Current Budget - TY</b>		<b>Actual vs. Current Budget TY</b>	<b>Original Budget (Current Quarter)</b>	<b>Actual vs. Original Budget</b>	<b>Original Budget -</b>
	<b>Actual</b>								
<b>NET INCOME</b>	-	-	-	185		(185)	-	-	185

	<b>NEWBOLTS CHARTER SCHOOL</b> <b>Budget / Operating Plan</b> <b>2017-18</b>
--	--

<b>Total Revenue</b>	-	-	-	2,313,634	(2,313,634)	-	-	2,313,634
<b>Total Expenses</b>	-	-	-	2,313,449	2,313,449	-	-	2,313,449
<b>Net Income</b>	-	-	-	185	(185)	-	-	185
<b>Actual Student Enrollment</b>	-	-	-			-	-	

	<b>TOTALS AND VARIANCE ANALYSIS</b> <b>TOTALS AND VARIANCE ANALYSIS</b>
--	--

**\*NOTE: Enrollment, Revenue and Expenditure Data IN the 'Total and Variance Analysis' Section is Based on LAST ACTUAL Quarter Completed**

	Current Budget	Actual vs. Current Budget	Current Budget - TY	Actual vs. Current Budget TY	Original Budget	Actual vs. Original Budget	Original Budget -
--	----------------	---------------------------	---------------------	------------------------------	-----------------	----------------------------	-------------------

	Actual	Current Budget (Current Quarter)	Actual vs. Current Budget	Current Budget - TY	Actual vs. Current Budget TY	Original Budget	Actual vs. Original Budget	Original Budget -
<b>ENROLLMENT - *School Districts Are Linked To Above Entries*</b>	<b>* Enrollment Data Based on Last Actual Quarter Completed</b>							
ITHACA CITY SD	-	-	-		-	-	-	
DRYDEN CSD	-	-	-		-	-	-	
LANSING CSD	-	-	-		-	-	-	
TRUMANSBURG CSD	-	-	-		-	-	-	
GROTON CSD	-	-	-		-	-	-	
CORTLAND CITY SD	-	-	-		-	-	-	
SOUTHERN CAYUGA CSD	-	-	-		-	-	-	
ODESSA-MONTOUR CSD	-	-	-		-	-	-	
NEWARK VALLEY CSD	-	-	-		-	-	-	
WATKINS GLEN CSD	-	-	-		-	-	-	
HOMER CSD	-	-	-		-	-	-	
SPENCER-VAN ETTEN CSD	-	-	-		-	-	-	
NEWFIELD CSD	-	-	-		-	-	-	
SOUTH SENECA CSD	-	-	-		-	-	-	
MARATHON CSD	-	-	-		-	-	-	
ALL OTHER School Districts: ( Count = 6 )	-	-	-		-	-	-	
<b>TOTAL ENROLLMENT</b>	-	-	-		-	-	-	
<b>REVENUE PER PUPIL</b>	-	-	-		-	-	-	
<b>EXPENSES PER PUPIL</b>	-	-	-		-	-	-	

<b>Total Revenue</b>		<b>(2,313,634)</b>	-	-
<b>Total Expenses</b>		<b>2,313,449</b>	-	-
<b>Net Income</b>		<b>(185)</b>	-	-
<b>Actual Student Enrollment</b>			-	-
<p><b>*NOTE: Enrollment, Revenue and Expenditure Data IN the 'Total and Variance Analysis' Section is Based on LAST ACTUAL Quarter Completed</b></p>		<p><b>Actual vs. Original Budget TY</b></p>	<p><b>PY Actual (PY TY / No. of COMPLETED Actual CY</b></p>	<p><b>Actual CY vs. Actual PY</b></p>
<b>REVENUE</b>				
<b>REVENUES FROM STATE SOURCES</b>				
Per Pupil Revenue	<b>CY Per Pupil Rate</b>			
ITHACA CITY SD	13,670	(1,093,600)	-	-
DRYDEN CSD	12,012	(156,156)	-	-
LANSING CSD	11,855	(82,985)	-	-
TRUMANSBURG CSD	11,227	(89,816)	-	-
GROTON CSD	11,406	(68,436)	-	-
CORTLAND CITY SD	11,142	(55,710)	-	-
SOUTHERN CAYUGA CSD	14,419	(72,095)	-	-
ODESSA-MONTOUR CSD	11,863	(47,452)	-	-
NEWARK VALLEY CSD	11,287	(33,861)	-	-
WATKINS GLEN CSD	11,489	(34,467)	-	-
HOMER CSD	12,092	(36,276)	-	-
SPENCER-VAN ETTEN CSD	11,808	(23,616)	-	-
NEWFIELD CSD	10,832	(10,832)	-	-
SOUTH SENECA CSD	14,574	(14,574)	-	-
MARATHON CSD	12,911	(12,911)	-	-
ALL OTHER School Districts: ( Count = 6 )	11,560	(92,476)	-	-
<b>TOTAL Per Pupil Revenue (Weighted Average Per Pupil Funding)</b>	<b>12,835</b>	<b>(1,925,263)</b>	-	-
Special Education Revenue		(227,829)	-	-
Grants				
Stimulus		-	-	-
DYCD (Department of Youth and Community Development)		-	-	-
Other		-	-	-
NYC DoE Rental Assistance		-	-	-
Other		-	-	-
<b>TOTAL REVENUE FROM STATE SOURCES</b>		<b>(2,153,092)</b>	-	-
<b>REVENUE FROM FEDERAL FUNDING</b>				
IDEA Special Needs		(53,241)	-	-
Title I		(41,229)	-	-
Title Funding - Other		(2,972)	-	-
School Food Service (Free Lunch)		(40,000)	-	-
Grants				
Charter School Program (CSP) Planning & Implementation		-	-	-
Other		-	-	-



<b>Total Revenue</b>	<b>(2,313,634)</b>	-	-
<b>Total Expenses</b>	<b>2,313,449</b>	-	-
<b>Net Income</b>	<b>(185)</b>	-	-
<b>Actual Student Enrollment</b>		-	-
<p><b>*NOTE: Enrollment, Revenue and Expenditure Data IN the 'Total and Variance Analysis' Section is Based on LAST ACTUAL Quarter Completed</b></p>			
	<b>Actual vs. Original Budget TY</b>	<b>PY Actual (PY TY / No. of COMPLETED Actual CY</b>	<b>Actual CY vs. Actual PY</b>
Other	-	-	-
TOTAL REVENUE FROM FEDERAL SOURCES	(137,442)	-	-
<b>LOCAL and OTHER REVENUE</b>			
Contributions and Donations	-	-	-
Fundraising	(15,000)	-	-
Erate Reimbursement	(5,700)	-	-
Earnings on Investments	-	-	-
Interest Income	(400)	-	-
Food Service (Income from meals)	-	-	-
Text Book	(2,000)	-	-
OTHER	-	-	-
TOTAL REVENUE FROM LOCAL and OTHER SOURCES	(23,100)	-	-
<b>TOTAL REVENUE</b>	<b>(2,313,634)</b>	-	-

<b>Total Revenue</b>	<b>(2,313,634)</b>	-	-
<b>Total Expenses</b>	<b>2,313,449</b>	-	-
<b>Net Income</b>	<b>(185)</b>	-	-
<b>Actual Student Enrollment</b>		-	-

<b>*NOTE: Enrollment, Revenue and Expenditure Data IN the 'Total and Variance Analysis' Section is Based on LAST ACTUAL Quarter Completed</b>	<b>Actual vs. Original Budget TY</b>	<b>PY Actual (PY TY / No. of COMPLETED Actual CY</b>	<b>Actual CY vs. Actual PY</b>
---	--------------------------------------	--	--------------------------------

<b>EXPENSES</b>	<b>Quarter 0 No. of Positions</b>			
<b>ADMINISTRATIVE STAFF PERSONNEL COSTS</b>				
Executive Management	-	93,200	-	-
Instructional Management	-	64,444	-	-
Deans, Directors & Coordinators	-	92,716	-	-
CFO / Director of Finance	-	-	-	-
Operation / Business Manager	-	57,748	-	-
Administrative Staff	-	110,499	-	-
<b>TOTAL ADMINISTRATIVE STAFF</b>	-	<b>418,607</b>	-	-
<b>INSTRUCTIONAL PERSONNEL COSTS</b>				
Teachers - Regular	-	455,779	-	-
Teachers - SPED	-	94,354	-	-
Substitute Teachers	-	16,000	-	-
Teaching Assistants	-	-	-	-
Specialty Teachers	-	137,167	-	-
Aides	-	35,200	-	-
Therapists & Counselors	-	-	-	-
Other	-	-	-	-
<b>TOTAL INSTRUCTIONAL</b>	-	<b>738,500</b>	-	-
<b>NON-INSTRUCTIONAL PERSONNEL COSTS</b>				
Nurse	-	-	-	-
Librarian	-	-	-	-
Custodian	-	-	-	-
Security	-	-	-	-
Other	-	87,041	-	-
<b>TOTAL NON-INSTRUCTIONAL</b>	-	<b>87,041</b>	-	-
<b>SUBTOTAL PERSONNEL SERVICE COSTS</b>	-	<b>1,244,148</b>	-	-
<b>PAYROLL TAXES AND BENEFITS</b>				
Payroll Taxes	-	126,903	-	-
Fringe / Employee Benefits	-	120,000	-	-
Retirement / Pension	-	92,168	-	-
<b>TOTAL PAYROLL TAXES AND BENEFITS</b>	-	<b>339,071</b>	-	-
<b>TOTAL PERSONNEL SERVICE COSTS</b>	-	<b>1,583,219</b>	-	-



<b>Total Revenue</b>	<b>(2,313,634)</b>	-	-
<b>Total Expenses</b>	<b>2,313,449</b>	-	-
<b>Net Income</b>	<b>(185)</b>	-	-
<b>Actual Student Enrollment</b>		-	-
<p><b>*NOTE: Enrollment, Revenue and Expenditure Data IN the 'Total and Variance Analysis' Section is Based on LAST ACTUAL Quarter Completed</b></p>			
	<b>Actual vs. Original Budget TY</b>	<b>PY Actual (PY TY / No. of COMPLETED Actual CY</b>	<b>Actual CY vs. Actual PY</b>
<b>CONTRACTED SERVICES</b>			
Accounting / Audit	16,000	-	-
Legal	20,000	-	-
Management Company Fee	-	-	-
Nurse Services	-	-	-
Food Service / School Lunch	-	-	-
Payroll Services	4,680	-	-
Special Ed Services	-	-	-
Titlement Services (i.e. Title I)	3,750	-	-
Other Purchased / Professional / Consulting	25,000	-	-
<b>TOTAL CONTRACTED SERVICES</b>	<b>69,430</b>	-	-

<b>Total Revenue</b>	<b>(2,313,634)</b>	-	-
<b>Total Expenses</b>	<b>2,313,449</b>	-	-
<b>Net Income</b>	<b>(185)</b>	-	-
<b>Actual Student Enrollment</b>		-	-
<p><b>*NOTE: Enrollment, Revenue and Expenditure Data IN the 'Total and Variance Analysis' Section is Based on LAST ACTUAL Quarter Completed</b></p>			
	<b>Actual vs. Original Budget TY</b>	<b>PY Actual (PY TY / No. of COMPLETED Actual CY</b>	<b>Actual CY vs. Actual PY</b>
<b>SCHOOL OPERATIONS</b>			
Board Expenses	500	-	-
Classroom / Teaching Supplies & Materials	9,000	-	-
Special Ed Supplies & Materials	-	-	-
Textbooks / Workbooks	2,000	-	-
Supplies & Materials other	1,000	-	-
Equipment / Furniture	2,100	-	-
Telephone	12,000	-	-
Technology	94,000	-	-
Student Testing & Assessment	4,000	-	-
Field Trips	3,000	-	-
Transportation (student)	4,000	-	-
Student Services - other	8,000	-	-
Office Expense	8,000	-	-
Staff Development	8,000	-	-
Staff Recruitment	2,000	-	-
Student Recruitment / Marketing	15,000	-	-
School Meals / Lunch	30,000	-	-
Travel (Staff)	1,000	-	-
Fundraising	500	-	-
Other	2,700	-	-
<b>TOTAL SCHOOL OPERATIONS</b>	<b>206,800</b>	-	-
<b>FACILITY OPERATION &amp; MAINTENANCE</b>			
Insurance	40,000	-	-
Janitorial	26,000	-	-
Building and Land Rent / Lease / Facility Finance Interest	289,000	-	-
Repairs & Maintenance	15,000	-	-
Equipment / Furniture	15,000	-	-
Security	-	-	-
Utilities	18,000	-	-
<b>TOTAL FACILITY OPERATION &amp; MAINTENANCE</b>	<b>403,000</b>	-	-
<b>DEPRECIATION &amp; AMORTIZATION</b>	<b>51,000</b>	-	-
<b>RESERVES / CONTINGENCY</b>	<b>-</b>	-	-
<b>TOTAL EXPENSES</b>	<b>2,313,449</b>	-	-

--

<b>Total Revenue</b>	<b>(2,313,634)</b>	-	-
<b>Total Expenses</b>	<b>2,313,449</b>	-	-
<b>Net Income</b>	<b>(185)</b>	-	-
<b>Actual Student Enrollment</b>		-	
<p><b>*NOTE: Enrollment, Revenue and Expenditure Data IN the 'Total and Variance Analysis' Section is Based on LAST ACTUAL Quarter Completed</b></p>			
	<b>Actual vs. Original Budget TY</b>	<b>PY Actual (PY TY / No. of COMPLETED Actual CY</b>	<b>Actual CY vs. Actual PY</b>
<b>NET INCOME</b>	<b>(185)</b>	-	-

-			
<b>Total Revenue</b>	<b>(2,313,634)</b>	-	-
<b>Total Expenses</b>	<b>2,313,449</b>	-	=
<b>Net Income</b>	<b>(185)</b>	-	-
<b>Actual Student Enrollment</b>		-	
<p><b>*NOTE: Enrollment, Revenue and Expenditure Data IN the 'Total and Variance Analysis' Section is Based on LAST ACTUAL Quarter Completed</b></p>			
	<b>Actual vs. Original Budget TY</b>	<b>PY Actual (PY TY / No. of COMPLETED Actual CY</b>	<b>Actual CY vs. Actual PY</b>
<b>ENROLLMENT - *School Districts Are Linked To Above Entries*</b>			
ITHACA CITY SD		-	-
DRYDEN CSD		-	-
LANSING CSD		-	-
TRUMANSBURG CSD		-	-
GROTON CSD		-	-
CORTLAND CITY SD		-	-
SOUTHERN CAYUGA CSD		-	-
ODESSA-MONTOUR CSD		-	-
NEWARK VALLEY CSD		-	-
WATKINS GLEN CSD		-	-
HOMER CSD		-	-
SPENCER-VAN ETTEN CSD		-	-
NEWFIELD CSD		-	-
SOUTH SENECA CSD		-	-
MARATHON CSD		-	-
ALL OTHER School Districts: ( Count = 6 )		-	-
<b>TOTAL ENROLLMENT</b>		-	-
<b>REVENUE PER PUPIL</b>		-	-
<b>EXPENSES PER PUPIL</b>		-	-



**Annual Report Requirement**  
*for SUNY Authorized Charter Schools*  
**NEW ROOTS CHARTER SCHOOL**  
**2017-18**

Administrative  
expenditures per pupil:

\$0.00

Per NYS Statute

Administrative expenditures per pupil: the sum of all general administration salaries and other general administration expenditures divided by the total number of enrolled students. Employee benefit costs or expenditures should not be reported here.

**\*NOTE: THIS TAB ONLY NEEDS TO BE COMPLETED FOR Q4**

**Disclosure of Financial Interest by a Current or Proposed Charter School Education Corporation Trustee**

Trustee Name:

Catherine Thompson

Name of Charter School Education Corporation (for an unmerged school, this is the Charter School Name):

New Roots Charter School

1. List all positions held on the education corporation board (e.g., president, treasurer, parent representative).

2. Is the trustee an employee of any school operated by the Education Corporation?  
 Yes  No

If **Yes**, for each school, please provide a description of the position(s) you hold, your responsibilities, your salary and your start date.

3. Is the trustee an employee or agent of the management company or institutional partner of the charter school(s) governed by the Education Corporation?  
 Yes  No

If **Yes**, for each school, please provide a description of the position(s) you hold, your responsibilities, your salary and your start date.

4. Identify each interest/transaction (and provide the requested information) that you or any of your immediate family members or any persons who live with you in your house have held or engaged in with the charter school(s) governed by the Education Corporation during the time you have served on the board, and in the six-month period prior to such service. If there has been no such financial interest or transaction, write **None**. Please note that if you answered **Yes** to Questions 2-4 above, you need not disclose again your employment status, salary, etc.

Date(s)	Nature of Financial Interest/Transaction	Steps taken to avoid a conflict of interest, (e.g., did not vote, did not participate in discussion)	Name of person holding interest or engaging in transaction and relationship to yourself

<i>None</i>	<i>None</i>	<i>None</i>	<i>None</i>
-------------	-------------	-------------	-------------

5. Identify each individual, business, corporation, union association, firm, partnership, committee proprietorship, franchise holding company, joint stock company, business or real estate trust, non-profit organization, or other organization or group of people doing business with the school(s) governed by the Education Corporation **and** in which such entity, during the time of your tenure as a trustee, you and/or your immediate family member(s) or person(s) living in your house had a financial interest or other relationship. If you are a member, director, officer or employee of an organization formally partnered with the school(s) that is/are doing business with the school(s) through a management or services agreement, please identify only the name of the organization, your position in the organization, and the relationship between such organization and the school(s). If there was no financial interest, write **None**.

Organization conducting business with the school(s)	Nature of business conducted	Approximate value of the business conducted	Name of Trustee and/or immediate family member of household holding an interest in the organization conducting business with the school(s) and the nature of the interest	Steps Taken to Avoid Conflict of Interest
<i>Please write "None" if applicable. Do not leave this space blank.</i>				
<i>None</i>	<i>None</i>	<i>None</i>	<i>None</i>	<i>None</i>

*Cath M. Thompson*  
 Signature \_\_\_\_\_ Date 7/27/2019

*Please note that this document is considered a public record and as such, may be made available to members of the public upon request under the Freedom of Information Law. Personal contact information provided below will be redacted.*

**Business Telephone:** [Redacted]  
**Business Address:** [Redacted]  
**E-mail Address:** [Redacted]  
**Home Telephone:** [Redacted]  
**Home Address:** [Redacted]

**Disclosure of Financial Interest by a Current or Proposed Charter School Education Corporation Trustee**

Trustee Name:

Joseph M. Wilson

Name of Charter School Education Corporation (for an unmerged school, this is the Charter School Name):

New Roots Charter High School

1. List all positions held on the education corporation board (e.g., president, treasurer, parent representative). Secretary

2. Is the trustee an employee of any school operated by the Education Corporation?  
 Yes  No

If **Yes**, for each school, please provide a description of the position(s) you hold, your responsibilities, your salary and your start date.

3. Is the trustee an employee or agent of the management company or institutional partner of the charter school(s) governed by the Education Corporation?  
 Yes  No

If **Yes**, for each school, please provide a description of the position(s) you hold, your responsibilities, your salary and your start date.

4. Identify each interest/transaction (and provide the requested information) that you or any of your immediate family members or any persons who live with you in your house have held or engaged in with the charter school(s) governed by the Education Corporation during the time you have served on the board, and in the six-month period prior to such service. If there has been no such financial interest or transaction, write **None**. Please note that if you answered **Yes** to Questions 2-4 above, you need not disclose again your employment status, salary, etc.

Date(s)	Nature of Financial Interest/Transaction	Steps taken to avoid a conflict of interest, (e.g., did not vote, did not participate in discussion)	Name of person holding interest or engaging in transaction and relationship to yourself

Please write "None" if applicable. Do not leave this space blank.			
None	None	N/A	N/A

5. Identify each individual, business, corporation, union association, firm, partnership, committee proprietorship, franchise holding company, joint stock company, business or real estate trust, non-profit organization, or other organization or group of people doing business with the school(s) governed by the Education Corporation **and** in which such entity, during the time of your tenure as a trustee, you and/or your immediate family member(s) or person(s) living in your house had a financial interest or other relationship. If you are a member, director, officer or employee of an organization formally partnered with the school(s) that is/are doing business with the school(s) through a management or services agreement, please identify only the name of the organization, your position in the organization, and the relationship between such organization and the school(s). If there was no financial interest, write **None**.

Organization conducting business with the school(s)	Nature of business conducted	Approximate value of the business conducted	Name of Trustee and/or immediate family member of household holding an interest in the organization conducting business with the school(s) and the nature of the interest	Steps Taken to Avoid Conflict of Interest
Please write "None" if applicable. Do not leave this space blank.				
None	None	N/A	N/A	N/A

Signature \_\_\_\_\_ Date 7/19/2017

Please note that this document is considered a public record and as such, may be made available to members of the public upon request under the Freedom of Information Law. Personal contact information provided below will be redacted.

Business Telephone: N/A

Business Address: N/A

E-mail Address: \_\_\_\_\_  
 Home Telephone: \_\_\_\_\_  
 Home Address: \_\_\_\_\_

**Disclosure of Financial Interest by a Current or Proposed Charter School Education Corporation Trustee**

Trustee Name:

Peter W. Bardaglio

Name of Charter School Education Corporation (for an unmerged school, this is the Charter School Name):

New Roots Charter School

1. List all positions held on the education corporation board (e.g., president, treasurer, parent representative).

Vice President

2. Is the trustee an employee of any school operated by the Education Corporation?  
 Yes  No

If Yes, for each school, please provide a description of the position(s) you hold, your responsibilities, your salary and your start date.

3. Is the trustee an employee or agent of the management company or institutional partner of the charter school(s) governed by the Education Corporation?

Yes  No

If Yes, for each school, please provide a description of the position(s) you hold, your responsibilities, your salary and your start date.

4. Identify each interest/transaction (and provide the requested information) that you or any of your immediate family members or any persons who live with you in your house have held or engaged in with the charter school(s) governed by the Education Corporation during the time you have served on the board, and in the six-month period prior to such service. If there has been no such financial interest or transaction, write **None**. Please note that if you answered **Yes** to Questions 2-4 above, you need not disclose again your employment status, salary, etc.

Date(s)	Nature of Financial Interest/Transaction	Steps taken to avoid a conflict of interest, (e.g., did not vote, did not participate in discussion)	Name of person holding interest or engaging in transaction and relationship to yourself
	<u>None</u>		

**Disclosure of Financial Interest by a Current or Proposed Charter School  
Education Corporation Trustee**

Trustee Name:

DR. Roger Richardson

Name of Charter School Education Corporation (for an unmerged school, this is the Charter School Name):

NEW ROOTS

1. List all positions held on the education corporation board (e.g., president, treasurer, parent representative). Personnel Committee Chairperson

2. Is the trustee an employee of any school operated by the Education Corporation?  
 Yes  No

If **Yes**, for each school, please provide a description of the position(s) you hold, your responsibilities, your salary and your start date.

3. Is the trustee an employee or agent of the management company or institutional partner of the charter school(s) governed by the Education Corporation?  
 Yes  No

If **Yes**, for each school, please provide a description of the position(s) you hold, your responsibilities, your salary and your start date.

4. Identify each interest/transaction (and provide the requested information) that you or any of your immediate family members or any persons who live with you in your house have held or engaged in with the charter school(s) governed by the Education Corporation during the time you have served on the board, and in the six-month period prior to such service. If there has been no such financial interest or transaction, write **None**. Please note that if you answered **Yes** to Questions 2-4 above, you need not disclose again your employment status, salary, etc.

Date(s)	Nature of Financial Interest/Transaction	Steps taken to avoid a conflict of interest, (e.g., did not vote, did not participate in discussion)	Name of person holding interest or engaging in transaction and relationship to yourself

Please write "None" if applicable. Do not leave this space blank.

5. Identify each individual, business, corporation, union association, firm, partnership, committee proprietorship, franchise holding company, joint stock company, business or real estate trust, non-profit organization, or other organization or group of people doing business with the school(s) governed by the Education Corporation **and** in which such entity, during the time of your tenure as a trustee, you and/or your immediate family member(s) or person(s) living in your house had a financial interest or other relationship. If you are a member, director, officer or employee of an organization formally partnered with the school(s) that is/are doing business with the school(s) through a management or services agreement, please identify only the name of the organization, your position in the organization, and the relationship between such organization and the school(s). If there was no financial interest, write **None**.

Organization conducting business with the school(s)	Nature of business conducted	Approximate value of the business conducted	Name of Trustee and/or immediate family member of household holding an interest in the organization conducting business with the school(s) and the nature of the interest	Steps Taken to Avoid Conflict of Interest
<i>Please write "None" if applicable. Do not leave this space blank.</i>				

*Dr. Roger Rich*  
Signature

7/24/17  
Date

*Please note that this document is considered a public record and as such, may be made available to members of the public upon request under the Freedom of Information Law. Personal contact information provided below will be redacted.*


**Business Telephone:**

**Business Address:**

**E-mail Address:** \_\_\_\_\_

**Home Telephone:** \_\_\_\_\_

**Home Address:** \_\_\_\_\_



**Disclosure of Financial Interest by a Current or Proposed Charter School Education Corporation Trustee**

**Trustee Name:**

Kathleen M Torello

**Name of Charter School Education Corporation (for an unmerged school, this is the Charter School Name):**

New Roots Charter High School

1. List all positions held on the education corporation board (e.g., president, treasurer, parent representative). Treasurer

2. Is the trustee an employee of any school operated by the Education Corporation?  
 Yes  No

If **Yes**, for each school, please provide a description of the position(s) you hold, your responsibilities, your salary and your start date.

3. Is the trustee an employee or agent of the management company or institutional partner of the charter school(s) governed by the Education Corporation?  
 Yes  No

If **Yes**, for each school, please provide a description of the position(s) you hold, your responsibilities, your salary and your start date.

4. Identify each interest/transaction (and provide the requested information) that you or any of your immediate family members or any persons who live with you in your house have held or engaged in with the charter school(s) governed by the Education Corporation during the time you have served on the board, and in the six-month period prior to such service. If there has been no such financial interest or transaction, write **None**. Please note that if you answered **Yes** to Questions 2-4 above, you need not disclose again your employment status, salary, etc.

Date(s)	Nature of Financial Interest/Transaction	Steps taken to avoid a conflict of interest, (e.g., did not vote, did not participate in discussion)	Name of person holding interest or engaging in transaction and relationship to yourself



**Disclosure of Financial Interest by a Current or Proposed Charter School Education Corporation Trustee**

**Trustee Name:**

Conrad Metcalfe

**Name of Charter School Education Corporation (for an unmerged school, this is the Charter School Name):**

New Roots

1. List all positions held on the education corporation board (e.g., president, treasurer, parent representative).

*Trustee*

2. Is the trustee an employee of any school operated by the Education Corporation?  
 Yes  No

If **Yes**, for each school, please provide a description of the position(s) you hold, your responsibilities, your salary and your start date.

3. Is the trustee an employee or agent of the management company or institutional partner of the charter school(s) governed by the Education Corporation?

Yes  No

If **Yes**, for each school, please provide a description of the position(s) you hold, your responsibilities, your salary and your start date.

4. Identify each interest/transaction (and provide the requested information) that you or any of your immediate family members or any persons who live with you in your house have held or engaged in with the charter school(s) governed by the Education Corporation during the time you have served on the board, and in the six-month period prior to such service. If there has been no such financial interest or transaction, write **None**. Please note that if you answered **Yes** to Questions 2-4 above, you need not disclose again your employment status, salary, etc.

Date(s)	Nature of Financial Interest/Transaction	Steps taken to avoid a conflict of interest, (e.g., did not vote, did not participate in discussion)	Name of person holding interest or engaging in transaction and relationship to yourself

<i>Please write "None" if applicable. Do not leave this space blank.</i>			
<i>None</i>	<i>None</i>	<i>None</i>	<i>None</i>

5. Identify each individual, business, corporation, union association, firm, partnership, committee proprietorship, franchise holding company, joint stock company, business or real estate trust, non-profit organization, or other organization or group of people doing business with the school(s) governed by the Education Corporation and in which such entity, during the time of your tenure as a trustee, you and/or your immediate family member(s) or person(s) living in your house had a financial interest or other relationship. If you are a member, director, officer or employee of an organization formally partnered with the school(s) that is/are doing business with the school(s) through a management or services agreement, please identify only the name of the organization, your position in the organization, and the relationship between such organization and the school(s). If there was no financial interest, write **None**.

<b>Organization conducting business with the school(s)</b>	<b>Nature of business conducted</b>	<b>Approximate value of the business conducted</b>	<b>Name of Trustee and/or immediate family member of household holding an interest in the organization conducting business with the school(s) and the nature of the interest</b>	<b>Steps Taken to Avoid Conflict of Interest</b>
<i>Please write "None" if applicable. Do not leave this space blank.</i>				
<i>None</i>	<i>None</i>	<i>None</i>	<i>None</i>	<i>None</i>

Signature \_\_\_\_\_

Date \_\_\_\_\_

*Please note that this document is considered a public record and as such, may be made available to members of the public upon request under the Freedom of Information Law. Personal contact information provided below will be redacted.*

**Business Telephone:** \_\_\_\_\_

**Business Address:** \_\_\_\_\_

**E-mail Address:** \_\_\_\_\_

**Home Telephone:** \_\_\_\_\_

**Home Address:** \_\_\_\_\_

**Disclosure of Financial Interest by a Current or Proposed Charter School Education Corporation Trustee**

Trustee Name:

JASON HAMILTON

Name of Charter School Education Corporation (for an unmerged school, this is the Charter School Name):

New Roots

1. List all positions held on the education corporation board (e.g., president, treasurer, parent representative).

President

2. Is the trustee an employee of any school operated by the Education Corporation?  
 Yes  No

If Yes, for each school, please provide a description of the position(s) you hold, your responsibilities, your salary and your start date.

3. Is the trustee an employee or agent of the management company or institutional partner of the charter school(s) governed by the Education Corporation?

Yes  No

If Yes, for each school, please provide a description of the position(s) you hold, your responsibilities, your salary and your start date.

4. Identify each interest/transaction (and provide the requested information) that you or any of your immediate family members or any persons who live with you in your house have held or engaged in with the charter school(s) governed by the Education Corporation during the time you have served on the board, and in the six-month period prior to such service. If there has been no such financial interest or transaction, write **None**. Please note that if you answered Yes to Questions 2-4 above, you need not disclose again your employment status, salary, etc.

Date(s)	Nature of Financial Interest/Transaction	Steps taken to avoid a conflict of interest, (e.g., did not vote, did not participate in discussion)	Name of person holding interest or engaging in transaction and relationship to yourself

*Please write "None" if applicable. Do not leave this space blank.*

*None*

5. Identify each individual, business, corporation, union association, firm, partnership, committee proprietorship, franchise holding company, joint stock company, business or real estate trust, non-profit organization, or other organization or group of people doing business with the school(s) governed by the Education Corporation **and** in which such entity, during the time of your tenure as a trustee, you and/or your immediate family member(s) or person(s) living in your house had a financial interest or other relationship. If you are a member, director, officer or employee of an organization formally partnered with the school(s) that is/are doing business with the school(s) through a management or services agreement, please identify only the name of the organization, your position in the organization, and the relationship between such organization and the school(s). If there was no financial interest, write **None**.

Organization conducting business with the school(s)	Nature of business conducted	Approximate value of the business conducted	Name of Trustee and/or immediate family member of household holding an interest in the organization conducting business with the school(s) and the nature of the interest	Steps Taken to Avoid Conflict of Interest
<i>Please write "None" if applicable. Do not leave this space blank.</i>				
<i>None</i>				

*[Signature]* \_\_\_\_\_ 28 JULY 17  
 Signature Date

*Please note that this document is considered a public record and as such, may be made available to members of the public upon request under the Freedom of Information Law. Personal contact information provided below will be redacted.*

**Business Telephone:** \_\_\_\_\_

**Business Address:** \_\_\_\_\_

**E-mail Address:** \_\_\_\_\_

**Home Telephone:** \_\_\_\_\_

**Home Address:** \_\_\_\_\_

**Disclosure of Financial Interest by a Current or Proposed Charter School  
Education Corporation Trustee**

Trustee Name:

Synnove Heggoy

Name of Charter School Education Corporation (for an unmerged school, this is the Charter School Name):

New Roots Charter School

1. List all positions held on the education corporation board (e.g., president, treasurer, parent representative). **Secretary**
  
2. Is the trustee an employee of any school operated by the Education Corporation?  
 Yes  No

If Yes, for each school, please provide a description of the position(s) you hold, your responsibilities, your salary and your start date.

3. Is the trustee an employee or agent of the management company or institutional partner of the charter school(s) governed by the Education Corporation?  
 Yes  No

If Yes, for each school, please provide a description of the position(s) you hold, your responsibilities, your salary and your start date.

Partnership (see #5). No salary & income is put back into business.

4. Identify each interest/transaction (and provide the requested information) that you or any of your immediate family members or any persons who live with you in your house have held or engaged in with the charter school(s) governed by the Education Corporation during the time you have served on the board, and in the six-month period prior to such service. If there has been no such financial interest or transaction, write **None**. Please note that if you answered **Yes** to Questions 2-4 above, you need not disclose again your employment status, salary, etc.

Date(s)	Nature of Financial Interest/Transaction	Steps taken to avoid a conflict of interest, (e.g., did not vote, did not participate in discussion)	Name of person holding interest or engaging in transaction and relationship to yourself
July 1, 2011 to Present	Partnership (10%) of 209 State Street Associates, LLC – which partly owns Clinton House, which houses New Roots Charter School	Recuse myself form any financial discussion – do not participate in any voting affected by my partnership.	Frost Travis – President of Travis-Hyde Properties – previously Travis & Travis Development, LLC, which owns part of the Clinton House.

5. Identify each individual, business, corporation, union association, firm, partnership, committee proprietorship, franchise holding company, joint stock company, business or real estate trust, non-profit organization, or other organization or group of people doing business with the school(s) governed by the Education Corporation **and** in which such entity, during the time of your tenure as a trustee, you **and/or** your immediate family member(s) or person(s) living in your house had a financial interest or other relationship. If you are a member, director, officer or employee of an organization formally partnered with the school(s) that is/are doing business with the school(s) through a management or services agreement, please identify only the name of the organization, your position in the organization, and the relationship between such organization and the school(s). If there was no financial interest, write **None**.

Organization conducting business with the school(s)	Nature of business conducted	Approximate value of the business conducted	Name of Trustee and/or immediate family member of household holding an interest in the organization conducting business with the school(s) and the nature of the interest	Steps Taken to Avoid Conflict of Interest
Travis Hyde Properties	Management	DK	Synnove Heggoy – Partner with son, A. Frost Travis, President of Travis Hyde Properties.	Recuse myself from any discussion or financial discussions involving the Clinton House or the 209 State Street Associates,

				LLC and do not vote.
--	--	--	--	----------------------

*Stephen D. Heggy*


Signature

7/25/2017

Date

*Please note that this document is considered a public record and as such, may be made available to members of the public upon request under the Freedom of Information Law. Personal contact information provided below will be redacted.*

**Business Telephone:** \_\_\_\_\_  
**Business Address:** \_\_\_\_\_  
**E-mail Address:** \_\_\_\_\_  
**Home Telephone:** \_\_\_\_\_  
**Home Address:** \_\_\_\_\_





# Entry 9 BOT Table

Created: 07/27/2017 • Last updated: 08/01/2017

(tab across or use scroll bar at bottom of table)

## 1. Current Board Member Information

	Trustee Name	Email Addresses	Position on the Board	Committee Affiliations	Voting Member Per By Laws? (Y/N)	Area of Expertise, and/or Additional Role at School (parent, staff member, etc.)	Number of Terms Served and Length of Each (Include election date and term expiration)	Number of Board Mtgs Attended during 2016-17?
1	Dr. Jason Hamilton	[REDACTED]	Chair/ Board President		Yes			
2	Dr. Peter Bardaglio	[REDACTED]	Vice Chair/ Vice President	Personnel, Accountability	Yes			
3	Kati Torello	[REDACTED]	Treasurer	Finance	Yes			
4	Dr. Synnove Heggo	[REDACTED]	Secretary	Personnel	Yes			
5	Conrad Metcalfe	[REDACTED]	Trustee/Member	Facilities	Yes			

6	Dr. Roger Richardson	[REDACTED]	Trustee/Member	Personnel	Yes			
7	Joseph Wilson, Esq	[REDACTED]	Trustee/Member	Accountability	Yes			
8	Catherine Thompson	[REDACTED]	Trustee/Member		Yes			
9	Tina Nilsen Hodges	[REDACTED]	Other		No			
10								
11								
12								
13								
14								
15								
16								
17								
18								
19								
20								

**2. Total Number of Members on June 30, 2016** 8

**3. Total Number of Members Joining the Board 2016-17 School Year** 0

- |  |    |
|--|----|
| <b>4. Total Number of Members<br/>Departing the Board during the<br/>2016-17 School Year</b>     | 0  |
| <b>5. Number of Voting Members<br/>2016-17, as set by the by-laws,<br/>resolution or minutes</b> | 8  |
| <b>6. Number of Board Meetings<br/>Conducted in the 2016-17 School<br/>Year</b>                  | 10 |
| <b>7. Number of Board Meetings<br/>Scheduled for the <a href="#">2017-18</a><br/>School Year</b> | 10 |

**Thank you.**



# Entry 11 Enrollment and Retention of Special Populations

Last updated: 07/27/2017

## [Instructions for Reporting Enrollment and Retention Strategies](#)

Describe the efforts the charter school has made in 2016 2017 toward meeting targets to attract and retain enrollment of students with disabilities, English language learners, and students who are economically disadvantaged. In addition, describe the school's plans for meeting or making progress toward meeting its enrollment and retention targets in 2017 2018.

## **Recruitment/Attraction Efforts Toward Meeting Targets**

	Describe Efforts Toward Meeting Recruitment Targets 2016 17)	Describe Plans Toward Meeting Recruitment Targets 2017 18)
Economically Disadvantaged	Regular outreach through community organizations that serve under resourced families.	Same.
English Language Learners	Regular outreach through programs providing English language instruction to families who are recent immigrants or refugees.	Same.
Students with Disabilities	Regular outreach through community organizations that serve under resourced families. Providing school information to school counselors and committees on special education in local districts.	Same.

## Retention Efforts Toward Meeting Targets

	Describe Efforts Toward Meeting Retention Targets 2016 17)	Describe Plans Toward Meeting Retention Targets 2017 18)
Economically Disadvantaged	Provide individualized attention and support for student success, engage families through regular communication, free lunch for all students, support for college application process.	Same.
English Language Learners	Provide resources to support the needs of the individual learner in the context of our school program.	Same.
Students with Disabilities	Individualized support for student engagement and academic success, family engagement, good coordination with school districts of residence.	Same.



# Entry 12 Classroom Teacher and Administrator Attrition

Last updated: 07/27/2017

Report changes in teacher and administrator staffing.

## Instructions for completing the Classroom Teacher and Administrator Attrition Tables

Charter schools must complete the two tables named 2016-2017 Classroom Teacher and Administrator Attrition to report changes in teacher and administrator staffing in 2016-2017. Please provide the full time equivalent (FTE) of staff on June 30, 2016; the FTE for any departed staff from July 1, 2016 through June 30, 2017; the FTE for added staff from July 1, 2016 through June 30, 2017; and the FTE of staff added in newly created positions from July 1, 2016 through June 30, 2017 using the two tables provided.

### Classroom Teacher Attrition Table

FTE Classroom Teachers on June 30, 2016	FTE Classroom Teachers Departed 7/1/16 6/30/17	FTE Classroom Teachers Filling Vacant Positions 7/1/16 6/30/17	FTE Classroom Teachers Added in New Positions 7/1/16 6/30/17	FTE of Classroom Teachers on June 30, 2017
14.7	2	1.9	0	13.7

### Administrator Position Attrition Table

FTE Administrative Positions on June 30, 2016	FTE Administrators Departed 7/1/16 6/30/17	FTE Administrators Filling Vacant Positions 7/1/16 6/30/17	FTE Administrators Added in New Positions 7/1/16 6/30/17	FTE Administrative Positions on June 30, 2017
6	2	2	0	6

Thank you

# New Roots Charter School | 2017-2018 ACADEMIC CALENDAR

4 Labor Day  
6 First Day of School for All Students – Beginning of First Day of Quarter 1

SEPTEMBER 2017						
S	M	T	W	Th	F	S
					1	2
3	4	5	6	7	8	9
10	11	12	13	14	15	16
17	18	19	20	21	22	23
24	25	26	27*	28	29	30

OCTOBER 2017						
S	M	T	W	Th	F	S
1	2	3	4	5	6	7
8	9	10	11	12	13	14
15	16	17	18	19	20	21
22	23	24	25*	26	27	28
29	30	31				

9 First People's Day Recess (no school for students)  
20 Staff Development Day (no school for students)

3 Last Day of Quarter 1  
6 First Day of Quarter 2  
10 Veterans Day Recess  
15 Caregiver/Student/Teacher Conference Day (no school for students)  
22-24 Thanksgiving Recess (no school for students)

NOVEMBER 2017						
S	M	T	W	Th	F	S
			1	2	3	4
5	6	7	8	9	10	11
12	13	14	15	16	17	18
19	20	21	22	23	24	25
26	27	28	29	30		

DECEMBER 2017						
S	M	T	W	Th	F	S
					1	2
3	4	5	6*	7	8	9
10	11	12	13	14	15	16
17	18	19	20	21	22	23
24	25	26	27	28	29	30
31						

21- 29 Winter Recess (no school for students)

1 – 2 Winter Recess  
15 Martin Luther King, Jr. Day (no school)  
19 Last day of Quarter 2  
22-25 Regents/Midterm Week  
26 Professional Dev. Day (No School for Students)  
29 First Day of Quarter 3

JANUARY 2018						
S	M	T	W	Th	F	S
	1	2	3	4	5	6
7	8	9	10*	11	12	13
14	15	16	17	18	19	20
21	22	23	24	25	26	27
28	29	30	31			

FEBRUARY 2018						
S	M	T	W	Th	F	S
				1	2	3
4	5	6	7*	8	9	10
11	12	13	14	15	16	17
18	19	20	21	22	23	24
25	26	27	28			

14 Caregiver/Student/Teacher Conference Day (no school for students)  
19-23 February Recess

27-31 Spring Recess (no school for students)

MARCH 2018						
S	M	T	W	Th	F	S
				1	2	3
4	5	6	7	8	9	10
11	12	13	14*	15	16	17
18	19	20	21	22	23	24
25	26	27	28	29	30	31

APRIL 2018						
S	M	T	W	Th	F	S
1	2	3	4	5	6	7
8	9	10	11*	12	13	14
15	16	17	18	19	20	21
22	23	24	25	26	27	28
29	30					

6 Last Day of Quarter 3  
20 Staff Development Day (no school for students)  
9 First Day of Quarter 4

25 Possible Snow-Day Make Up Day  
28 Memorial Day Recess

MAY 2018						
S	M	T	W	Th	F	S
		1	2	3	4	5
6	7	8	9*	10	11	12
13	14	15	16	17	18	19
20	21	22	23	24	25	26
27	28	29	30	31		

JUNE 2018						
S	M	T	W	Th	F	S
					1	2
3	4	5	6	7	8	9
10	11	12	13	14	15	16
17	18	19	20	21	22	23
24	25	26	27	28	29	30

11 Last Day of Quarter 4  
12-22 Regents  
22 Last Day of School for All Students  
20-29 Caregiver/Student/Teacher Conferences

	First Day and Last Day of School for All Students		No School for Students		Regents/Midterms
	Caregiver/Student/Teacher Led C		First and Last Day of Quarter		Staff Development Day (no school for students)

\* = Early Dismissal (subject to change)