



Entry 1 School Information

Created: 06/19/2017 • Last updated: 07/31/2017

Please be advised that you will need to complete this cover page (including signatures) before all of the other tasks assigned to you by your authorizer are visible on your task page. While completing this task, please ensure that you select the correct authorizer (**as of June 30, 2017**) or you may not be assigned the correct tasks.

a. SCHOOL NAME AND BEDS# NEW VISIONS CHS FOR ADVANCED MATH AND SCIENCE (SUNY Trustees)
(Select name from the drop down menu)

b. CHARTER AUTHORIZER SUNY Authorized Charter School
(For technical reasons, please re select authorizer name from the drop down menu).

c. DISTRICT / CSD OF LOCATION NYC CSD 10

d1. SCHOOL INFORMATION

	PRIMARY ADDRESS	PHONE NUMBER	FAX NUMBER	EMAIL ADDRESS
	99 Terrace View Bronx, NY 10463	[REDACTED]	[REDACTED]	

d2. PHONE CONTACT NUMBER FOR AFTER HOURS EMERGENCIES

Contact Name	Anton Pena
Title	Director of School Operations
Emergency Phone Number (### ### ####)	[REDACTED]

e. SCHOOL WEB ADDRESS (URL) <http://www.newvisions.org/ams>

f. DATE OF INITIAL CHARTER 12/2010

g. DATE FIRST OPENED FOR INSTRUCTION 08/2011

i. TOTAL ENROLLMENT ON JUNE 30, 2017 464

j. GRADES SERVED IN SCHOOL YEAR 2016-17

Check all that apply

Grades Served	9, 10, 11, 12
---------------	---------------

k1. DOES THE SCHOOL CONTRACT WITH A CHARTER OR EDUCATIONAL MANAGEMENT ORGANIZATION? Yes

k2. NAME OF CMO/EMO AND ADDRESS

NAME OF CMO/EMO	New Visions for Public School
PHYSICAL STREET ADDRESS	205 East 42nd Street
CITY	New York
STATE	NY
ZIP CODE	10017
EMAIL ADDRESS	[REDACTED]

l1. FACILITIES

Does the school maintain or operate multiple sites?

	No, just one site.
--	--------------------

12. SCHOOL SITES

Please list the sites where the school will operate for the upcoming school year.

	Physical Address	Phone Number	District/CSD	Grades Served at Site	School at Full Capacity at Site	Facilities Agreement
Site 1 (same as primary site)	99 Terrace View Avenue Bronx, NY 10463	[REDACTED]	CSD 10	9,10,11,12	Yes	DOE space
Site 2						
Site 3						

12a. Please provide the contact information for Site 1.

	Name	Work Phone	Alternate Phone	Email Address
School Leader	Robert Hiller	[REDACTED]	[REDACTED]	[REDACTED]
Operational Leader	Anton Pena	[REDACTED]	[REDACTED]	[REDACTED]
Compliance Contact	Matt Gill	[REDACTED]	[REDACTED]	[REDACTED]
Complaint Contact	Lori Mei	[REDACTED]	[REDACTED]	[REDACTED]

m1. Is the school or are the school sites co-located? Yes

m2. Please list the terms of your current co-location.

	Date school will leave current co location	Is school working with NYCDOE to expand into current space?	If so, list year expansion will occur.	Is school working with NYCDOE to move to separate space?	If so, list the proposed space and year planned for move	School at Full Capacity at Site
Site 1 (primary site)	No plans to leave current co location space	No		No		Yes
Site 2						
Site 3						

n1. Were there any revisions to the school’s charter during the 2016-17 school year? (Please include approved or pending material and non-material charter revisions). No

o. Name and Position of Individual(s) Who Completed the 2016-17 Annual Report. Lori Mei, Managing Director of Charter Operations and School Development, Matthew Gill, Deputy Director of Charter Operations, Melissa Marcus, Charter Accountability Facilitator, Robert Hiller, Principal

p. Our signatures below attest that all of the information contained herein is truthful and accurate and that this charter school is in compliance with all aspects of its charter, and with all pertinent Federal, State, and local laws, regulations, and rules. We understand that if any information in any part of this report is found to have been deliberately misrepresented, that will constitute grounds for the revocation of our charter. Check YES if you agree and then use the mouse on your PC or the stylist on your mobile device to sign your name).

Yes

Signature, Head of Charter School

Robert A. Hiller

Signature, President of the Board of Trustees

Loni Mei

Date

2017/07/17

Thank you.



Entry 2 NYS School Report Card Link

Last updated: 06/28/2017

1. NEW YORK STATE REPORT CARD

<https://data.nysed.gov/reportcard.php?year=2016&instid=800000070185>

Provide a direct URL or web link to the most recent New York State School Report Card for the charter school (See <https://reportcards.nysed.gov/>).

(Charter schools completing year one will not yet have a School Report Card or link to one. Please type "URL is not available" in the space provided).



Entry 4 Expenditures per Child

Created: 07/19/2017 • Last updated: 07/26/2017

Financial Information

This information is required of ALL charter schools. Provide the following measures of fiscal performance of the charter school in Appendix B (Total Expenditures and Administrative Expenditures Per Child):

1. Total Expenditures Per Child

To calculate '**Total Expenditures per Child**' take total expenditures (from the unaudited 2016-17 Schedule of Functional Expenses) and divide by the year end FTE student enrollment. (Integers Only. No dollar signs or commas).

Note: The information on the Schedule of Functional Expenses on pages 41-43 of the Audit Guide can help schools locate the amounts to use in the two per pupil calculations: <http://www.p12.nysed.gov/psc/AuditGuide.html>

Line 1: Total Expenditures	6923258
Line 2: Year End FTE student enrollment	464
Line 3: Divide Line 1 by Line 2	14921

2. Administrative Expenditures per Child

To calculate **'Administrative Expenditures per Child'** To calculate "Administrative Expenditures per Child" first *add* together the following:

1. Take the relevant portion from the 'personnel services cost' row and the 'management and general' column (from the unaudited 2016 17 Schedule of Functional Expenses)
2. Any contracted administrative/management fee paid to other organizations or corporations
3. Take the total from above and divide it by the year end FTE enrollment. The relevant portion that must be included in this calculation is defined as follows:

Administrative Expenditures: Administration and management of the charter school includes the activities and personnel of the offices of the chief school officer, the finance or business offices, school operations personnel, data management and reporting, human resources, technology, etc. It also includes those administrative and management services provided by other organizations or corporations on behalf of the charter school for which the charter school pays a fee or other compensation. Do not include the FTE of personnel whose role is to directly support the instructional program.

Notes:
The information on the Schedule of Functional Expenses on pages 41-43 of the Audit Guide can help schools locate the amounts to use in the two per pupil calculations:
<http://www.p12.nysed.gov/psc/AuditGuide.html>.
Employee benefit costs or expenditures should not be reported in the above calculations.

Line 1: Relevant Personnel Services Cost (Row)	570462
Line 2: Management and General Cost (Column)	95583
Line 3: Sum of Line 1 and Line 2	666045
Line 5: Divide Line 3 by the Year End FTE student enrollment	1435

Thank you.



**GENERAL INSTRUCTIONS FOR
ANNUAL BUDGET/QUARTERLY REPORT**

TEMPLATE TABS

1- GRAY tab contains the Instructions




Instructions	Provides description of tabs and input requirements.
Funding by District	Charter School Tuition Rates

2- BLUE tabs require input of information

1.) Name of School	>Select school name from list. >Enter contact information.
2.) Enrollment	Enter enrollment information for Annual Budget (& Revisions) and Quarterly Actuals. Includes: >Enrollment by Grade >Enrollment by District
3.) Staffing Plan	Enter staffing plan information for Annual Budget (& Revisions) and Quarterly Actuals. Includes: >Full Time Equivalent (FTE), by Position Category, By Quarter
4.) Yearly Budget	Enter Yearly Budget information. Includes: >"Pior Year" column may be completed based upon preliminary data, and adjusted with Annual Audited data when the Quarter 2 Actuals are being submitted. (Note: Quarterly Revenue allocation may be set) >Budgeted Enrollment data and Per Pupil Revenue for the current year are populated based upon input on tab "2.) Enrollment." >Budgeted FTE for current year is populated based upon input on tab "3.) Staffing Plan." >All other sources of revenue >All expenses >Budget Revisions, as necessary and <i>approved</i> by the school's Board of Directors, should be submitted when submitting Quarterly Actuals.
5.) Balance Sheet	Enter Balance Sheet information for EdCorps. Separate schools merged into a primary EdCorp should NOT use this tab. >"Pior Year" column may be completed based upon preliminary data, and adjusted with Annual Audited data when the Quarter 2 Actuals are being submitted.

6.) Quarterly Report	Enter Actual Quarterly Report information . Includes: >Actual Enrollment data and Per Pupil Revenue for the current year are populated based upon input on tab "2.) Enrollment." >Actual FTE for current year is populated based upon input on tab "3.) Staffing Plan." >All other sources of revenue >All expenses
7.) Annual Report Requirement	Complete when submitting Actual Quarter 4.

CELL COLORS & GUIDANCE COMMENTS

-  = Enter information into the light BLUE shaded cells.
-  = Cells labeled in ORANGE containe guidance regarding the input of information.
-  = Cells containing RED triangles in the upper right corner contain "guidance comments" on that particular line item. Please "mouse-over" the triangle to reveal each comment.

**Charter Funding Alphabetical By NYS School District
* (Sum of Charter School Basic Tuition and Supplemental Basic Tuition)**



ANNUAL BUDGET & QUARTERLY REPORT TEMPLATE

New Visions Charter High School for Advanced Math and Science

SCHOOL

Name:	New Visions Charter High School for Advanced Math and Science
--------------	---

CONTACT INFORMATION

Contact Name:	Cynthia Rietscha
Contact Title:	Chief Operating Officer
Contact Email:	[REDACTED]
Contact Phone:	[REDACTED]

REPORT PERIOD

Current Academic Year:	2017-18
Prior Academic Year:	2016-17

PLAN - FULL TIME EQUIVALENT

STAFFING PLAN - FULL TIME EQUIVALENT ("FTE")

***NOTE:** Enter the number of FTE positions in the "blue" cells.

***NOTE:** If there are NO budget revisions at the time of quarterly submittal leave the 'REVISED' Column(s) COMPLETELY BLANK.

ADMINISTRATIVE PERSONNEL FTE	ADMINISTRATIVE PERSONNEL FTE	PRIOR YEAR
		2016-17
		ACTUAL
Executive Management	Executive Management	1.0
Instructional Management	Instructional Management	3.0
Deans, Directors & Coordinators	Deans, Directors & Coordinators	7.0
CFO / Director of Finance	CFO / Director of Finance	1.0
Operation / Business Manager	Operation / Business Manager	5.0
Administrative Staff	Administrative Staff	4.0
TOTAL ADMINISTRATIVE STAFF	TOTAL ADMINISTRATIVE STAFF	21.0

ANNUAL BUDGETED FTE							
Q1		Q2		Q3		Q4	
Original	Revised	Original	Revised	Original	Revised	Original	Revised
1.0		1.0		1.0		1.0	
4.0		4.0		4.0		4.0	
8.0		8.0		8.0		8.0	
1.0		1.0		1.0		1.0	
5.0		5.0		5.0		5.0	
3.0		3.0		3.0		3.0	
22.0	0.0	22.0	0.0	22.0	0.0	22.0	0.0

INSTRUCTIONAL PERSONNEL FTE	INSTRUCTIONAL PERSONNEL FTE	PRIOR YEAR
		2016-17
		ACTUAL
Teachers - Regular	Teachers - Regular	21.0
Teachers - SPED	Teachers - SPED	7.0
Substitute Teachers	Substitute Teachers	
Teaching Assistants	Teaching Assistants	
Specialty Teachers	Specialty Teachers	8.0
Aides	Aides	
Therapists & Counselors	Therapists & Counselors	6.0
Other	Other	
TOTAL INSTRUCTIONAL	TOTAL INSTRUCTIONAL	42.0

ANNUAL BUDGETED FTE							
Q1		Q2		Q3		Q4	
Original	Revised	Original	Revised	Original	Revised	Original	Revised
22.0		22.0		22.0		22.0	
9.0		9.0		9.0		9.0	
1.0		1.0		1.0		1.0	
10.0		10.0		10.0		10.0	
7.0		7.0		7.0		7.0	
49.0	0.0	49.0	0.0	49.0	0.0	49.0	0.0

NON-INSTRUCTIONAL PERSONNEL FTE	NON-INSTRUCTIONAL PERSONNEL FTE	PRIOR YEAR
		2016-17
		ACTUAL
Nurse	Nurse	
Librarian	Librarian	
Custodian	Custodian	
Security	Security	
Other	Other	
TOTAL NON-INSTRUCTIONAL	TOTAL NON-INSTRUCTIONAL	0.0

ANNUAL BUDGETED FTE							
Q1		Q2		Q3		Q4	
Original	Revised	Original	Revised	Original	Revised	Original	Revised
0.0	0.0	0.0	0.0	0.0	0.0	0.0	0.0

TOTAL PERSONNEL SERVICE FTE	TOTAL PERSONNEL SERVICE FTE	63.0
------------------------------------	------------------------------------	-------------

71.0	0.0	71.0	0.0	71.0	0.0	71.0	0.0
-------------	------------	-------------	------------	-------------	------------	-------------	------------

**TER HIGH SCHOOL FOR ADVANC
2017-18**

PLAN - FULL TIME EQUIVALENT

***NOTE:** Enter the number of FTE positions in the "blue" cells.

Id be input.

***NOTE:** State the assumptions that are being made for personnel FTE levels.

ADMINISTRATIVE PERSONNEL FTE		Q4 Actual	Description of Assumptions
Executive Management			
Instructional Management			
Deans, Directors & Coordinators			
CFO / Director of Finance			
Operation / Business Manager			
Administrative Staff			
TOTAL ADMINISTRATIVE STAFF	0.0		

INSTRUCTIONAL PERSONNEL FTE		Q4 Actual	Description of Assumptions
Teachers - Regular			
Teachers - SPED			
Substitute Teachers			
Teaching Assistants			
Specialty Teachers			
Aides			
Therapists & Counselors			
Other			
TOTAL INSTRUCTIONAL	0.0		

NON-INSTRUCTIONAL PERSONNEL FTE		Q4 Actual	Description of Assumptions
Nurse			
Librarian			
Custodian			
Security			
Other			
TOTAL NON-INSTRUCTIONAL	0.0		

TOTAL PERSONNEL SERVICE FTE	0.0	
------------------------------------	------------	--

NEW VISIONS CHARTER HIGH SCHOOL FOR ADVANCED MATH AND SCIENC
Budget / Operating Plan
2017-18

Total Revenue	7,376,592	2,627,242	-	-	2,740,682	-	-	1,363,727
Total Expenses	6,898,711	2,087,937	-	-	1,982,409	-	-	1,860,929
Net Income	477,881	539,305	-	-	758,273	-	-	(497,202)
Actual Student Enrollment	470	498	-	-	498	-	-	498

	Prior Year Actual	1st Quarter - 7/1 - 9/30			2nd Quarter - 10/1 - 12/31			3rd Quarter
	2016-17 Revenue Per Pupil	Original Budget	Revised Budget	Variance	Original Budget	Revised Budget	Variance	Original Budget

REVENUE

REVENUES FROM STATE SOURCES

2017-18
Per Pupil Rate

		Allocate Per Pupil Revenue by Quarter	<i>*NOTE: If there are NO budget revisions at the time of quarterly submittal leave. If budget revisions ARE made, the entire "REVISED" budget columns for the affected quarters will be revised.</i>						
		PPR %/Qtr->	33.3%	25.0%		33.3%	25.0%		16.7%
NYC CHANCELLOR'S OFFICE	14,527	6,595,215	2,411,482	-	-	2,411,482	-	-	1,205,741
-	-	-	-	-	-	-	-	-	-
-	-	-	-	-	-	-	-	-	-
-	-	-	-	-	-	-	-	-	-
-	-	-	-	-	-	-	-	-	-
-	-	-	-	-	-	-	-	-	-
-	-	-	-	-	-	-	-	-	-
-	-	-	-	-	-	-	-	-	-
-	-	-	-	-	-	-	-	-	-
-	-	-	-	-	-	-	-	-	-
-	-	-	-	-	-	-	-	-	-
-	-	-	-	-	-	-	-	-	-
-	-	-	-	-	-	-	-	-	-
-	-	-	-	-	-	-	-	-	-
-	-	-	-	-	-	-	-	-	-
-	-	-	-	-	-	-	-	-	-
-	-	-	-	-	-	-	-	-	-
-	-	-	-	-	-	-	-	-	-
-	-	-	-	-	-	-	-	-	-
ALL OTHER School Districts: (Weighted Avg)	-	-	-	-	-	-	-	-	-
TOTAL Per Pupil Revenue (Weighted Average Per Pupil Funding)	14,527	6,595,215	2,411,482	-	-	2,411,482	-	-	1,205,741
Special Education Revenue		565,356	215,760			215,760			107,880
Grants									
Stimulus									
DYCD (Department of Youth and Community Development)									
Other									
NYC DoE Rental Assistance									
Other									
TOTAL REVENUE FROM STATE SOURCES		7,160,571	2,627,242	-	-	2,627,242	-	-	1,313,621

REVENUE FROM FEDERAL FUNDING

IDEA Special Needs		66,683				63,334			
Title I		99,742				48,456			48,456
Title Funding - Other		3,574				1,650			1,650
School Food Service (Free Lunch)									
Grants									

NEW VISIONS CHARTER HIGH SCHOOL FOR ADVANCED MATH AND SCIENC								
Budget / Operating Plan								
2017-18								
	7,376,592	2,627,242	-	-	2,740,682	-	-	1,363,727
Total Revenue								
Total Expenses								
Net Income								
Actual Student Enrollment								
	Prior Year Actual	1st Quarter - 7/1 - 9/30			2nd Quarter - 10/1 - 12/31			3rd Q
	2016-17	Original	Revised	Variance	Original	Revised	Variance	Original
	Revenue Per	Budget	Budget		Budget	Budget		Budget
	Pupil							
Charter School Program (CSP) Planning & Implementation	-			-			-	
Other				-			-	
Other				-			-	
TOTAL REVENUE FROM FEDERAL SOURCES	169,999	-	-	-	113,440	-	-	50,106
LOCAL and OTHER REVENUE								
Contributions and Donations	10,000			-			-	
Fundraising				-			-	
Erate Reimbursement				-			-	
Earnings on Investments				-			-	
Interest Income				-			-	
Food Service (Income from meals)				-			-	
Text Book				-			-	
OTHER	<u>36,022</u>			-			-	
TOTAL REVENUE FROM LOCAL and OTHER SOURCES	46,022	-	-	-	-	-	-	-
TOTAL REVENUE	<u>7,376,592</u>	<u>2,627,242</u>	-	-	<u>2,740,682</u>	-	-	<u>1,363,727</u>

NEW VISIONS CHARTER HIGH SCHOOL FOR ADVANCED MATH AND SCIENC
Budget / Operating Plan
2017-18

Total Revenue	7,376,592	2,627,242	-	-	2,740,682	-	-	1,363,727
Total Expenses	6,898,711	2,087,937	-	-	1,982,409	-	-	1,860,929
Net Income	477,881	539,305	-	-	758,273	-	-	(497,202)
Actual Student Enrollment	470	498	-	-	498	-	-	498
	Prior Year Actual	1st Quarter - 7/1 - 9/30			2nd Quarter - 10/1 - 12/31			3rd Q
	2016-17	Original	Revised		Original	Revised		Original
	Revenue Per Pupil	Budget	Budget	Variance	Budget	Budget	Variance	Budget

EXPENSES

ADMINISTRATIVE STAFF PERSONNEL COSTS

Avg. No. of Positions

Executive Management	1.00	145,875	37,672	-	37,672	-	37,672
Instructional Management	4.00	327,872	116,088	-	116,088	-	116,088
Deans, Directors & Coordinators	8.00	279,779	89,539	-	89,539	-	89,539
CFO / Director of Finance	1.00	112,192	29,175	-	29,175	-	29,175
Operation / Business Manager	5.00	241,552	65,265	-	65,265	-	65,265
Administrative Staff	3.00	180,249	36,023	-	36,023	-	36,023
TOTAL ADMINISTRATIVE STAFF	22.00	1,287,519	373,761	-	373,761	-	373,761

INSTRUCTIONAL PERSONNEL COSTS

Teachers - Regular	22.00	1,479,751	365,816	-	373,773	-	373,773
Teachers - SPED	9.00	510,273	71,822	-	79,779	-	79,779
Substitute Teachers	-	-	-	-	-	-	-
Teaching Assistants	1.00	-	8,240	-	9,270	-	9,270
Specialty Teachers	10.00	547,607	176,182	-	184,139	-	184,139
Aides	-	-	-	-	-	-	-
Therapists & Counselors	7.00	420,842	123,939	-	123,939	-	123,939
Other	-	-	-	-	-	-	-
TOTAL INSTRUCTIONAL	49.00	2,958,474	745,999	-	770,900	-	770,900

NON-INSTRUCTIONAL PERSONNEL COSTS

Nurse	-	-	-	-	-	-	-
Librarian	-	-	-	-	-	-	-
Custodian	-	-	-	-	-	-	-
Security	-	-	-	-	-	-	-
Other	-	-	-	-	-	-	-
TOTAL NON-INSTRUCTIONAL	-	-	-	-	-	-	-

SUBTOTAL PERSONNEL SERVICE COSTS

71.00	4,245,993	1,119,760	-	-	1,144,661	-	1,144,661
-------	-----------	-----------	---	---	-----------	---	-----------

PAYROLL TAXES AND BENEFITS

Payroll Taxes	338,286	121,307	-	-	121,420	-	121,420
Fringe / Employee Benefits	487,566	155,096	-	-	155,240	-	155,240

NEW VISIONS CHARTER HIGH SCHOOL FOR ADVANCED MATH AND SCIENC
Budget / Operating Plan
2017-18

	NEW VISIONS CHARTER HIGH SCHOOL FOR ADVANCED MATH AND SCIENC Budget / Operating Plan 2017-18							
	7,376,592	2,627,242	-	-	2,740,682	-	-	1,363,727
Total Revenue								
Total Expenses	6,898,711	2,087,937	-	-	1,982,409	-	-	1,860,929
Net Income	477,881	539,305	-	-	758,273	-	-	(497,202)
Actual Student Enrollment	470	498	-	-	498	-	-	498
	Prior Year Actual	1st Quarter - 7/1 - 9/30			2nd Quarter - 10/1 - 12/31			3rd Q
	2016-17	Original	Revised		Original	Revised		Original
	Revenue Per Pupil	Budget	Budget	Variance	Budget	Budget	Variance	Budget
Retirement / Pension	201,288	77,548		-	77,620		-	77,620
TOTAL PAYROLL TAXES AND BENEFITS	1,027,141	353,950	-	-	354,279	-	-	354,279
TOTAL PERSONNEL SERVICE COSTS	5,273,134	1,473,711	-	-	1,498,940	-	-	1,498,940
CONTRACTED SERVICES								
Accounting / Audit	20,017	-		-	16,000		-	3,000
Legal	7,195	5,000		-	5,000		-	5,000
Management Company Fee	499,216	210,327		-	219,402		-	109,172
Nurse Services	-	-		-			-	
Food Service / School Lunch	9,017	2,355		-	7,065		-	7,065
Payroll Services	13,225	5,449		-	5,449		-	5,449
Special Ed Services	-			-			-	
Titlement Services (i.e. Title I)	-			-			-	
Other Purchased / Professional / Consulting	253,654	23,400		-	80,150		-	94,900
TOTAL CONTRACTED SERVICES	802,324	246,531	-	-	333,066	-	-	224,586

71.00

NEW VISIONS CHARTER HIGH SCHOOL FOR ADVANCED MATH AND SCIENC
Budget / Operating Plan
2017-18

Total Revenue	7,376,592	2,627,242	-	-	2,740,682	-	-	1,363,727
Total Expenses	6,898,711	2,087,937	-	-	1,982,409	-	-	1,860,929
Net Income	477,881	539,305	-	-	758,273	-	-	(497,202)
Actual Student Enrollment	470	498	-	-	498	-	-	498

	Prior Year Actual 2016-17 Revenue Per Pupil	1st Quarter - 7/1 - 9/30			2nd Quarter - 10/1 - 12/31			3rd Q
		Original Budget	Revised Budget	Variance	Original Budget	Revised Budget	Variance	Original Budget

SCHOOL OPERATIONS

Board Expenses	-			-			-	
Classroom / Teaching Supplies & Materials	62,156	27,000		-	20,000		-	20,000
Special Ed Supplies & Materials	-			-			-	
Textbooks / Workbooks	15,107	10,000		-	8,000		-	3,000
Supplies & Materials other	58,075	10,500		-	17,000		-	15,000
Equipment / Furniture	52,984	9,150		-	10,000		-	10,000
Telephone	57,396	10,080		-	10,080		-	10,080
Technology	154,405	137,500		-	10,900		-	5,100
Student Testing & Assessment	13,875	4,000		-	10,000		-	-
Field Trips	41,440	6,000		-	16,000		-	18,000
Transportation (student)	17,148	6,500		-	5,000		-	7,500
Student Services - other	59,167	5,400		-	7,400		-	9,200
Office Expense	21,424	1,875		-	4,125		-	3,625
Staff Development	27,420	4,704		-	4,704		-	4,704
Staff Recruitment	423	500		-			-	
Student Recruitment / Marketing	473	-		-			-	-
School Meals / Lunch	76,674	5,250		-	16,500		-	25,000
Travel (Staff)	685	444		-	444		-	444
Fundraising	-			-			-	
Other	11,442	2,750		-	6,250		-	3,750
TOTAL SCHOOL OPERATIONS	670,294	241,653		-	146,403		-	135,403

FACILITY OPERATION & MAINTENANCE

Insurance	44,701	46,042		-			-	
Janitorial				-			-	
Building and Land Rent / Lease / Facility Finance Interest	192	13,000		-			-	
Repairs & Maintenance	10,717	20,000		-	4,000		-	2,000
Equipment / Furniture	70,996	20,000		-			-	
Security				-			-	
Utilities				-			-	
TOTAL FACILITY OPERATION & MAINTENANCE	126,606	99,042		-	4,000		-	2,000

DEPRECIATION & AMORTIZATION

	26,353	27,000		-			-	
--	--------	--------	--	---	--	--	---	--

RESERVES / CONTINGENCY

				-			-	
--	--	--	--	---	--	--	---	--

NEW VISIONS CHARTER HIGH SCHOOL FOR ADVANCED MATH AND SCIENC
Budget / Operating Plan
2017-18

Total Revenue	7,376,592	2,627,242	-	-	2,740,682	-	-	1,363,727
Total Expenses	6,898,711	2,087,937	-	-	1,982,409	-	-	1,860,929
Net Income	477,881	539,305	-	-	758,273	-	-	(497,202)
Actual Student Enrollment	470	498	-	-	498	-	-	498
	Prior Year Actual	1st Quarter - 7/1 - 9/30			2nd Quarter - 10/1 - 12/31			3rd C
	2016-17	Original	Revised		Original	Revised		Original
	Revenue Per	Budget	Budget	Variance	Budget	Budget	Variance	Budget
	Pupil							
TOTAL EXPENSES	6,898,711	2,087,937	-	-	1,982,409	-	-	1,860,929
NET INCOME	477,881	539,305	-	-	758,273	-	-	(497,202)

		2017-18 NEW VISIONS CHARTER HIGH SCHOOL FOR ADVANCED MATH AND SCIENC Budget / Operating Plan 2017-18							
Total Revenue		7,376,592	2,627,242	-	-	2,740,682	-	-	1,363,727
Total Expenses		6,898,711	2,087,937	-	-	1,982,409	-	-	1,860,929
Net Income		477,881	539,305	-	-	758,273	-	-	(497,202) ^{3rd C}
Actual Student Enrollment		470	498	-	-	498	-	-	498
		Prior Year Actual	1st Quarter - 7/1 - 9/30			2nd Quarter - 10/1 - 12/31			3rd Q
		2016-17	Original	Revised		Original	Revised		Original
		Revenue Per Pupil	Budget	Budget	Variance	Budget	Budget	Variance	Budget
ENROLLMENT - *School Districts Are Linked To Above Entries*									
Number of Districts:		1	1	-	-	1	-	-	1
NYC CHANCELLOR'S OFFICE		470	498	-	-	498	-	-	498
-		-	-	-	-	-	-	-	-
-		-	-	-	-	-	-	-	-
-		-	-	-	-	-	-	-	-
-		-	-	-	-	-	-	-	-
-		-	-	-	-	-	-	-	-
-		-	-	-	-	-	-	-	-
-		-	-	-	-	-	-	-	-
-		-	-	-	-	-	-	-	-
-		-	-	-	-	-	-	-	-
-		-	-	-	-	-	-	-	-
-		-	-	-	-	-	-	-	-
-		-	-	-	-	-	-	-	-
-		-	-	-	-	-	-	-	-
-		-	-	-	-	-	-	-	-
-		-	-	-	-	-	-	-	-
-		-	-	-	-	-	-	-	-
-		-	-	-	-	-	-	-	-
ALL OTHER School Districts: (Weighted Avg)		-	-	-	-	-	-	-	-
TOTAL ENROLLMENT		470	498	-	-	498	-	-	498
REVENUE PER PUPIL		15,689	5,276	-	-	5,503	-	-	2,738
EXPENSES PER PUPIL		14,672	4,193	-	-	3,981	-	-	3,737

		E			
Total Revenue	-	-	1,505,804	-	-
Total Expenses	-	-	2,058,670	-	-
Net Income	-	-	(552,866)	-	-
Actual Student Enrollment	-	-	498	-	-
		Quarter - 1/1 - 3/31		4th Quarter - 4/1 - 6/30	
		Revised Budget	Variance	Original Budget	Revised Budget
				Variance	
Charter School Program (CSP) Planning & Implementation		-			-
Other		-			-
Other		-			-
TOTAL REVENUE FROM FEDERAL SOURCES	-	-	150,319	-	-
LOCAL and OTHER REVENUE					
Contributions and Donations		-			-
Fundraising		-			-
Erate Reimbursement		-			-
Earnings on Investments		-			-
Interest Income		-			-
Food Service (Income from meals)		-			-
Text Book		-			-
OTHER		-			-
TOTAL REVENUE FROM LOCAL and OTHER SOURCES	-	-	-	-	-
TOTAL REVENUE	-	-	1,505,804	-	-

		E				
Total Revenue		-	-	1,505,804	-	-
Total Expenses		-	-	2,058,670	-	-
Net Income		-	-	(552,866)	-	-
Actual Student Enrollment		-	-	498	-	-
		Quarter - 1/1 - 3/31		4th Quarter - 4/1 - 6/30		
		Revised Budget	Variance	Original Budget	Revised Budget	Variance
EXPENSES						
ADMINISTRATIVE STAFF PERSONNEL COSTS		Avg. No. of Positions				
Executive Management	1.00		-	37,672		-
Instructional Management	4.00		-	116,088		-
Deans, Directors & Coordinators	8.00		-	89,539		-
CFO / Director of Finance	1.00		-	29,175		-
Operation / Business Manager	5.00		-	65,265		-
Administrative Staff	3.00		-	36,023		-
TOTAL ADMINISTRATIVE STAFF	22.00	-	-	373,761	-	-
INSTRUCTIONAL PERSONNEL COSTS						
Teachers - Regular	22.00		-	373,773		-
Teachers - SPED	9.00		-	79,779		-
Substitute Teachers	-		-			-
Teaching Assistants	1.00		-	9,270		-
Specialty Teachers	10.00		-	184,139		-
Aides	-		-			-
Therapists & Counselors	7.00		-	123,939		-
Other	-		-			-
TOTAL INSTRUCTIONAL	49.00	-	-	770,900	-	-
NON-INSTRUCTIONAL PERSONNEL COSTS						
Nurse	-		-			-
Librarian	-		-			-
Custodian	-		-			-
Security	-		-			-
Other	-		-			-
TOTAL NON-INSTRUCTIONAL	-	-	-	-	-	-
SUBTOTAL PERSONNEL SERVICE COSTS		71.00	-	-	1,144,661	-
PAYROLL TAXES AND BENEFITS						
Payroll Taxes			-	121,420		-
Fringe / Employee Benefits			-	155,240		-

		E				
Total Revenue		-	-	1,505,804	-	-
Total Expenses		-	-	2,058,670	-	-
Net Income		-	-	(552,866)	-	-
Actual Student Enrollment		-	-	498	-	-
		Quarter - 1/1 - 3/31			4th Quarter - 4/1 - 6/30	
		Revised Budget	Variance	Original Budget	Revised Budget	Variance
Retirement / Pension			-	<u>77,620</u>		-
TOTAL PAYROLL TAXES AND BENEFITS		-	-	354,279	-	-
TOTAL PERSONNEL SERVICE COSTS			-	1,498,940	-	-
CONTRACTED SERVICES			-			-
Accounting / Audit			-	2,250		-
Legal			-	5,000		-
Management Company Fee			-	120,538		-
Nurse Services			-			-
Food Service / School Lunch			-	7,065		-
Payroll Services			-	5,449		-
Special Ed Services			-			-
Titlement Services (i.e. Title I)			-			-
Other Purchased / Professional / Consulting			-	<u>171,400</u>		-
TOTAL CONTRACTED SERVICES		-	-	311,702	-	-

71.00

	E				
Total Revenue	-	-	1,505,804	-	-
Total Expenses	-	-	2,058,670	-	-
Net Income	-	-	(552,866)	-	-
Actual Student Enrollment	-	-	498	-	-
	Quarter - 1/1 - 3/31		4th Quarter - 4/1 - 6/30		
	Revised Budget	Variance	Original Budget	Revised Budget	Variance
SCHOOL OPERATIONS					
Board Expenses		-			-
Classroom / Teaching Supplies & Materials		-	25,200		-
Special Ed Supplies & Materials		-			-
Textbooks / Workbooks		-	28,838		-
Supplies & Materials other		-	7,500		-
Equipment / Furniture		-	10,850		-
Telephone		-	10,080		-
Technology		-	38,821		-
Student Testing & Assessment		-	15,903		-
Field Trips		-	27,988		-
Transportation (student)		-	6,000		-
Student Services - other		-	32,560		-
Office Expense		-	7,843		-
Staff Development		-	4,704		-
Staff Recruitment		-			-
Student Recruitment / Marketing		-	2,500		-
School Meals / Lunch		-	15,548		-
Travel (Staff)		-	443		-
Fundraising		-			-
Other		-	4,250		-
TOTAL SCHOOL OPERATIONS	-	-	239,028	-	-
FACILITY OPERATION & MAINTENANCE					
Insurance		-			-
Janitorial		-			-
Building and Land Rent / Lease / Facility Finance Interest		-	5,000		-
Repairs & Maintenance		-	4,000		-
Equipment / Furniture		-			-
Security		-			-
Utilities		-			-
TOTAL FACILITY OPERATION & MAINTENANCE	-	-	9,000	-	-
DEPRECIATION & AMORTIZATION		-			-
RESERVES / CONTINGENCY		-			-

	E				
	E				
Total Revenue	-	-	1,505,804	-	-
Total Expenses	-	-	2,058,670	-	-
Net Income	-	-	(552,866)	-	-
Actual Student Enrollment	-	-	498	-	-
	Quarter - 1/1 - 3/31		4th Quarter - 4/1 - 6/30		
	Revised		Original	Revised	
	Budget	Variance	Budget	Budget	Variance
TOTAL EXPENSES	-	-	2,058,670	-	-
NET INCOME	-	-	(552,866)	-	-

NEW VISIONS CHARTER HIGH SCHOOL FOR ADVANCED MATH AND SCIENCE					
Budget / Operating Plan					
2017-18					
	8,237,455	8,237,455	-	860,863	860,863
Total Revenue					
Total Expenses	7,989,946	7,989,946	-	(1,091,235)	(1,091,235)
Net Income	247,510	247,510	-	(230,372)	(230,372)
Actual Student Enrollment					
	Total Year			VARIANCE	
	Original Budget	Revised Budget	Variance	Original Budget vs. PY Budget	Revised Budget vs. PY Budget
Charter School Program (CSP) Planning & Implementation	-	-	-	-	-
Other	-	-	-	-	-
Other	-	-	-	-	-
TOTAL REVENUE FROM FEDERAL SOURCES	313,865	313,865	-	143,866	143,866
LOCAL and OTHER REVENUE					
Contributions and Donations	-	-	-	(10,000)	(10,000)
Fundraising	-	-	-	-	-
Erate Reimbursement	-	-	-	-	-
Earnings on Investments	-	-	-	-	-
Interest Income	-	-	-	-	-
Food Service (Income from meals)	-	-	-	-	-
Text Book	-	-	-	-	-
OTHER	-	-	-	(36,022)	(36,022)
TOTAL REVENUE FROM LOCAL and OTHER SOURCES	-	-	-	(46,022)	(46,022)
TOTAL REVENUE	8,237,455	8,237,455	-	860,863	860,863

DESCRIPTION OF ASSUMPTIONS

**NEW VISIONS CHARTER HIGH SCHOOL FOR ADVANCED MATH AND SCIENCE
Budget / Operating Plan**

2017-18

Total Revenue	8,237,455	8,237,455	-	860,863	860,863
Total Expenses	7,989,946	7,989,946	-	(1,091,235)	(1,091,235)
Net Income	247,510	247,510	-	(230,372)	(230,372)
Actual Student Enrollment					

Total Year			VARIANCE	
Original Budget	Revised Budget	Variance	Original Budget vs. PY Budget	Revised Budget vs. PY Budget

DESCRIPTION OF ASSUMPTIONS

EXPENSES

ADMINISTRATIVE STAFF PERSONNEL COSTS

Avg. No. of Positions

Executive Management	1.00	150,689	150,689	-	(4,815)	(4,815)
Instructional Management	4.00	464,350	464,350	-	(136,478)	(136,478)
Deans, Directors & Coordinators	8.00	358,155	358,155	-	(78,376)	(78,376)
CFO / Director of Finance	1.00	116,699	116,699	-	(4,507)	(4,507)
Operation / Business Manager	5.00	261,061	261,061	-	(19,509)	(19,509)
Administrative Staff	3.00	144,091	144,091	-	36,158	36,158
TOTAL ADMINISTRATIVE STAFF	22.00	1,495,046	1,495,046	-	(207,527)	(207,527)

INSTRUCTIONAL PERSONNEL COSTS

Teachers - Regular	22.00	1,487,135	1,487,135	-	(7,384)	(7,384)
Teachers - SPED	9.00	311,161	311,161	-	199,113	199,113
Substitute Teachers	-	-	-	-	-	-
Teaching Assistants	1.00	36,050	36,050	-	(36,050)	(36,050)
Specialty Teachers	10.00	728,597	728,597	-	(180,990)	(180,990)
Aides	-	-	-	-	-	-
Therapists & Counselors	7.00	495,755	495,755	-	(74,912)	(74,912)
Other	-	-	-	-	-	-
TOTAL INSTRUCTIONAL	49.00	3,058,698	3,058,698	-	(100,224)	(100,224)

NON-INSTRUCTIONAL PERSONNEL COSTS

Nurse	-	-	-	-	-	-
Librarian	-	-	-	-	-	-
Custodian	-	-	-	-	-	-
Security	-	-	-	-	-	-
Other	-	-	-	-	-	-
TOTAL NON-INSTRUCTIONAL	-	-	-	-	-	-

SUBTOTAL PERSONNEL SERVICE COSTS

71.00	4,553,744	4,553,744	-	(307,751)	(307,751)
-------	-----------	-----------	---	-----------	-----------

PAYROLL TAXES AND BENEFITS

Payroll Taxes		485,566	485,566	-	(147,279)	(147,279)
Fringe / Employee Benefits		620,815	620,815	-	(133,248)	(133,248)

**NEW VISIONS CHARTER HIGH SCHOOL FOR ADVANCED MATH AND SCIENCE
Budget / Operating Plan**

2017-18

Total Revenue	8,237,455	8,237,455	-	860,863	860,863
Total Expenses	7,989,946	7,989,946	-	(1,091,235)	(1,091,235)
Net Income	247,510	247,510	-	(230,372)	(230,372)
Actual Student Enrollment					
	Total Year			VARIANCE	
	Original Budget	Revised Budget	Variance	Original Budget vs. PY Budget	Revised Budget vs. PY Budget
Retirement / Pension	310,407	310,407	-	(109,119)	(109,119)
TOTAL PAYROLL TAXES AND BENEFITS	1,416,788	1,416,788	-	(389,647)	(389,647)
TOTAL PERSONNEL SERVICE COSTS	5,970,532	5,970,532	-	(697,398)	(697,398)
CONTRACTED SERVICES					
Accounting / Audit	21,250	21,250	-	(1,233)	(1,233)
Legal	20,000	20,000	-	(12,805)	(12,805)
Management Company Fee	659,439	659,439	-	(160,223)	(160,223)
Nurse Services	-	-	-	-	-
Food Service / School Lunch	23,550	23,550	-	(14,533)	(14,533)
Payroll Services	21,796	21,796	-	(8,571)	(8,571)
Special Ed Services	-	-	-	-	-
Titlement Services (i.e. Title I)	-	-	-	-	-
Other Purchased / Professional / Consulting	369,850	369,850	-	(116,196)	(116,196)
TOTAL CONTRACTED SERVICES	1,115,885	1,115,885	-	(313,561)	(313,561)

71.00

DESCRIPTION OF ASSUMPTIONS

**NEW VISIONS CHARTER HIGH SCHOOL FOR ADVANCED MATH AND SCIENCE
Budget / Operating Plan**

2017-18

Total Revenue	8,237,455	8,237,455	-	860,863	860,863
Total Expenses	7,989,946	7,989,946	-	(1,091,235)	(1,091,235)
Net Income	247,510	247,510	-	(230,372)	(230,372)

Actual Student Enrollment

	Total Year			VARIANCE	
	Original Budget	Revised Budget	Variance	Original Budget vs. PY Budget	Revised Budget vs. PY Budget

DESCRIPTION OF ASSUMPTIONS

SCHOOL OPERATIONS

Board Expenses	-	-	-	-	-
Classroom / Teaching Supplies & Materials	92,200	92,200	-	(30,044)	(30,044)
Special Ed Supplies & Materials	-	-	-	-	-
Textbooks / Workbooks	49,838	49,838	-	(34,731)	(34,731)
Supplies & Materials other	50,000	50,000	-	8,075	8,075
Equipment / Furniture	40,000	40,000	-	12,984	12,984
Telephone	40,320	40,320	-	17,076	17,076
Technology	192,321	192,321	-	(37,916)	(37,916)
Student Testing & Assessment	29,903	29,903	-	(16,028)	(16,028)
Field Trips	67,988	67,988	-	(26,548)	(26,548)
Transportation (student)	25,000	25,000	-	(7,852)	(7,852)
Student Services - other	54,560	54,560	-	4,607	4,607
Office Expense	17,468	17,468	-	3,956	3,956
Staff Development	18,816	18,816	-	8,604	8,604
Staff Recruitment	500	500	-	(77)	(77)
Student Recruitment / Marketing	2,500	2,500	-	(2,027)	(2,027)
School Meals / Lunch	62,298	62,298	-	14,376	14,376
Travel (Staff)	1,775	1,775	-	(1,090)	(1,090)
Fundraising	-	-	-	-	-
Other	17,000	17,000	-	(5,558)	(5,558)
TOTAL SCHOOL OPERATIONS	762,487	762,487	-	(92,193)	(92,193)

FACILITY OPERATION & MAINTENANCE

Insurance	46,042	46,042	-	(1,341)	(1,341)
Janitorial	-	-	-	-	-
Building and Land Rent / Lease / Facility Finance Interest	18,000	18,000	-	(17,808)	(17,808)
Repairs & Maintenance	30,000	30,000	-	(19,283)	(19,283)
Equipment / Furniture	20,000	20,000	-	50,996	50,996
Security	-	-	-	-	-
Utilities	-	-	-	-	-
TOTAL FACILITY OPERATION & MAINTENANCE	114,042	114,042	-	12,564	12,564

DEPRECIATION & AMORTIZATION

	27,000	27,000	-	(647)	(647)
--	--------	--------	---	-------	-------

RESERVES / CONTINGENCY

	-	-	-	-	-
--	---	---	---	---	---

**NEW VISIONS CHARTER HIGH SCHOOL FOR ADVANCED MATH AND SCIENCE
Budget / Operating Plan**

2017-18

Total Revenue	8,237,455	8,237,455	-	860,863	860,863
Total Expenses	7,989,946	7,989,946	-	(1,091,235)	(1,091,235)
Net Income	247,510	247,510	-	(230,372)	(230,372)
Actual Student Enrollment					
	Total Year			VARIANCE	
	Original Budget	Revised Budget	Variance	Original Budget vs. PY Budget	Revised Budget vs. PY Budget
TOTAL EXPENSES	<u>7,989,946</u>	<u>7,989,946</u>	-	<u>(1,091,235)</u>	<u>(1,091,235)</u>
NET INCOME	<u>247,510</u>	<u>247,510</u>	-	<u>(230,372)</u>	<u>(230,372)</u>

DESCRIPTION OF ASSUMPTIONS

**NEW VISIONS CHARTER HIGH SCHOOL FOR ADVANCED MATH AND SCIENCE
BALANCE SHEET
2017-18**

	<u>Prior Year</u>	Q1	Q2	Q3	Q4
	<u>2016-17</u>	<u>As of 9/30</u>	<u>As of 12/31</u>	<u>As of 3/31</u>	<u>As of 6/30</u>
<u>ASSETS</u>					
<u>CURRENT ASSETS</u>					
Cash and cash equivalents	2,879,457	-	-	-	-
Grants and contracts receivable	-	-	-	-	-
Accounts receivables	-	-	-	-	-
Prepaid Expenses	8,734	-	-	-	-
Contributions and other receivables	-	-	-	-	-
TOTAL CURRENT ASSETS	2,888,191	-	-	-	-
<u>PROPERTY, BUILDING AND EQUIPMENT, net</u>	-	-	-	-	-
<u>OTHER ASSETS</u>	50,143	-	-	-	-
TOTAL ASSETS	2,938,334	-	-	-	-
<u>LIABILITIES AND NET ASSETS</u>					
<u>CURRENT LIABILITIES</u>					
Accounts payable and accrued expenses	59,929	-	-	-	-
Accrued payroll and benefits	-	-	-	-	-
Deferred Revenue	-	-	-	-	-
Current maturities of long-term debt	-	-	-	-	-
Short Term Debt - Bonds, Notes Payable	-	-	-	-	-
Other	-	-	-	-	-
TOTAL CURRENT LIABILITIES	59,929	-	-	-	-
<u>LONG-TERM DEBT and NOTES PAYABLE, net current maturities</u>	-	-	-	-	-
TOTAL LIABILITIES	59,929	-	-	-	-
<u>NET ASSETS</u>					
Unrestricted	2,878,405	-	-	-	-
Temporarily restricted	-	-	-	-	-
TOTAL NET ASSETS	2,878,405	-	-	-	-
TOTAL LIABILITIES AND NET ASSETS	2,938,334	-	-	-	-

NEW VISIONS CHARTER HIGH SCHOOL FOR ADVANCEMENT
Budget / Operating Plan

2017-18

Total Revenue	-	2,627,242	-	-	2,740,682	-	-			
Total Expenses	-	2,087,937	-	-	1,982,409	-	-			
Net Income	-	539,305	-	-	758,273	-	-			
Actual Student Enrollment	-	498	-	-	498	-	-			
				1st Quarter - 7/1 - 9/30			2nd Quarter - 10/1 - 12/31			3rd Quarter
*NOTE: Enrollment, Revenue and Expenditure Data IN the 'Total and Variance Analysis' Section is Based on LAST ACTUAL Quarter Completed				Actual	Current Budget	Variance	Actual	Current Budget	Variance	Actual
	Other		=	=		=		=	=	
TOTAL REVENUE FROM FEDERAL SOURCES	-		-	-	113,440	-	-		-	-
LOCAL and OTHER REVENUE										
Contributions and Donations		-	-		-	-		-	-	
Fundraising		-	-		-	-		-	-	
Erate Reimbursement		-	-		-	-		-	-	
Earnings on Investments		-	-		-	-		-	-	
Interest Income		-	-		-	-		-	-	
Food Service (Income from meals)		-	-		-	-		-	-	
Text Book		-	-		-	-		-	-	
OTHER		=	=		=	=		=	=	
TOTAL REVENUE FROM LOCAL and OTHER SOURCES	-		-	-	-	-	-		-	-
TOTAL REVENUE	-	2,627,242	-	-	2,740,682	-	-		-	-

NEW VISIONS CHARTER HIGH SCHOOL FOR ADVANCEMENT
Budget / Operating Plan

2017-18

Total Revenue	-	2,627,242	-	-	2,740,682	-	-
Total Expenses	-	2,087,937	-	-	1,982,409	-	-
Net Income	-	539,305	-	-	758,273	-	-
Actual Student Enrollment	-	498	-	-	498	-	-

*NOTE: Enrollment, Revenue and Expenditure Data IN the 'Total and Variance Analysis' Section is Based on LAST ACTUAL Quarter Completed	1st Quarter - 7/1 - 9/30			2nd Quarter - 10/1 - 12/31			3rd Quarter
	Actual	Current Budget	Variance	Actual	Current Budget	Variance	Actual

EXPENSES

Quarter 0

No. of Positions

ADMINISTRATIVE STAFF PERSONNEL COSTS

Executive Management	-	37,672	-	37,672	-	-
Instructional Management	-	116,088	-	116,088	-	-
Deans, Directors & Coordinators	-	89,539	-	89,539	-	-
CFO / Director of Finance	-	29,175	-	29,175	-	-
Operation / Business Manager	-	65,265	-	65,265	-	-
Administrative Staff	-	36,023	-	36,023	-	-
TOTAL ADMINISTRATIVE STAFF	-	373,761	-	373,761	-	-

INSTRUCTIONAL PERSONNEL COSTS

Teachers - Regular	-	365,816	-	373,773	-	-
Teachers - SPED	-	71,822	-	79,779	-	-
Substitute Teachers	-	-	-	-	-	-
Teaching Assistants	-	8,240	-	9,270	-	-
Specialty Teachers	-	176,182	-	184,139	-	-
Aides	-	-	-	-	-	-
Therapists & Counselors	-	123,939	-	123,939	-	-
Other	-	-	-	-	-	-
TOTAL INSTRUCTIONAL	-	745,999	-	770,900	-	-

NON-INSTRUCTIONAL PERSONNEL COSTS

Nurse	-	-	-	-	-	-
Librarian	-	-	-	-	-	-
Custodian	-	-	-	-	-	-
Security	-	-	-	-	-	-
Other	-	-	-	-	-	-
TOTAL NON-INSTRUCTIONAL	-	-	-	-	-	-

SUBTOTAL PERSONNEL SERVICE COSTS

	-	1,119,760	-	1,144,661	-	-
--	---	-----------	---	-----------	---	---

PAYROLL TAXES AND BENEFITS

Payroll Taxes	-	121,307	-	121,420	-	-
Fringe / Employee Benefits	-	155,096	-	155,240	-	-
Retirement / Pension	-	77,548	-	77,620	-	-
TOTAL PAYROLL TAXES AND BENEFITS	-	353,950	-	354,279	-	-

TOTAL PERSONNEL SERVICE COSTS

	-	1,473,711	-	1,498,940	-	-
--	---	-----------	---	-----------	---	---

NEW VISIONS CHARTER HIGH SCHOOL FOR ADVANCEMENT
Budget / Operating Plan

2017-18

Total Revenue	-	2,627,242	-	-	2,740,682	-	-
Total Expenses	-	2,087,937	-	-	1,982,409	-	-
Net Income	-	539,305	-	-	758,273	-	-
Actual Student Enrollment	-	498	-	-	498	-	-

*NOTE: Enrollment, Revenue and Expenditure Data IN the 'Total and Variance Analysis' Section is Based on LAST ACTUAL Quarter Completed	1st Quarter - 7/1 - 9/30			2nd Quarter - 10/1 - 12/31			3rd Quarter
	Actual	Current Budget	Variance	Actual	Current Budget	Variance	Actual
	CONTRACTED SERVICES						
Accounting / Audit		-	-		16,000	-	
Legal		5,000	-		5,000	-	
Management Company Fee		210,327	-		219,402	-	
Nurse Services		-	-		-	-	
Food Service / School Lunch		2,355	-		7,065	-	
Payroll Services		5,449	-		5,449	-	
Special Ed Services		-	-		-	-	
Titlement Services (i.e. Title I)		-	-		-	-	
Other Purchased / Professional / Consulting		23,400	-		80,150	-	
TOTAL CONTRACTED SERVICES	-	246,531	-	-	333,066	-	-

NEW VISIONS CHARTER HIGH SCHOOL FOR ADVANCED LEARNING
Budget / Operating Plan

2017-18

Total Revenue	-	2,627,242	-	-	2,740,682	-	-
Total Expenses	-	2,087,937	-	-	1,982,409	-	-
Net Income	-	539,305	-	-	758,273	-	-
Actual Student Enrollment	-	498	-	-	498	-	-

*NOTE: Enrollment, Revenue and Expenditure Data IN the 'Total and Variance Analysis' Section is Based on LAST ACTUAL Quarter Completed	1st Quarter - 7/1 - 9/30			2nd Quarter - 10/1 - 12/31			3rd Quarter
	Actual	Current Budget	Variance	Actual	Current Budget	Variance	Actual

SCHOOL OPERATIONS

Board Expenses	-	-	-	-	-	-	-
Classroom / Teaching Supplies & Materials	27,000	-	-	20,000	-	-	-
Special Ed Supplies & Materials	-	-	-	-	-	-	-
Textbooks / Workbooks	10,000	-	-	8,000	-	-	-
Supplies & Materials other	10,500	-	-	17,000	-	-	-
Equipment / Furniture	9,150	-	-	10,000	-	-	-
Telephone	10,080	-	-	10,080	-	-	-
Technology	137,500	-	-	10,900	-	-	-
Student Testing & Assessment	4,000	-	-	10,000	-	-	-
Field Trips	6,000	-	-	16,000	-	-	-
Transportation (student)	6,500	-	-	5,000	-	-	-
Student Services - other	5,400	-	-	7,400	-	-	-
Office Expense	1,875	-	-	4,125	-	-	-
Staff Development	4,704	-	-	4,704	-	-	-
Staff Recruitment	500	-	-	-	-	-	-
Student Recruitment / Marketing	-	-	-	-	-	-	-
School Meals / Lunch	5,250	-	-	16,500	-	-	-
Travel (Staff)	444	-	-	444	-	-	-
Fundraising	-	-	-	-	-	-	-
Other	2,750	-	-	6,250	-	-	-
TOTAL SCHOOL OPERATIONS	-	241,653	-	-	146,403	-	-

FACILITY OPERATION & MAINTENANCE

Insurance	46,042	-	-	-	-	-	-
Janitorial	-	-	-	-	-	-	-
Building and Land Rent / Lease / Facility Finance Interest	13,000	-	-	-	-	-	-
Repairs & Maintenance	20,000	-	-	4,000	-	-	-
Equipment / Furniture	20,000	-	-	-	-	-	-
Security	-	-	-	-	-	-	-
Utilities	-	-	-	-	-	-	-
TOTAL FACILITY OPERATION & MAINTENANCE	-	99,042	-	-	4,000	-	-

DEPRECIATION & AMORTIZATION

	27,000	-	-	-	-	-	-
--	--------	---	---	---	---	---	---

RESERVES / CONTINGENCY

	-	-	-	-	-	-	-
--	---	---	---	---	---	---	---

TOTAL EXPENSES	-	2,087,937	-	-	1,982,409	-	-
-----------------------	---	-----------	---	---	-----------	---	---

**NEW VISIONS CHARTER HIGH SCHOOL FOR ADVANCEMENT
Budget / Operating Plan**

2017-18

Total Revenue	-	2,627,242	-	-	2,740,682	-	-
Total Expenses	-	2,087,937	-	-	1,982,409	-	-
Net Income	-	539,305	-	-	758,273	-	-
Actual Student Enrollment	-	498	-	-	498	-	-

*NOTE: Enrollment, Revenue and Expenditure Data IN the 'Total and Variance Analysis' Section is Based on LAST ACTUAL Quarter Completed	1st Quarter - 7/1 - 9/30			2nd Quarter - 10/1 - 12/31			3rd Quarter
	Actual	Current Budget	Variance	Actual	Current Budget	Variance	Actual
	NET INCOME	-	539,305	-	-	758,273	-

2017-18

Total Revenue	-	2,627,242	-	-	2,740,682	-	-
Total Expenses	-	2,087,937	-	-	1,982,409	-	-
Net Income	-	539,305	-	-	758,273	-	-
Actual Student Enrollment	-	498	-	-	498	-	-

3rd C

1st Quarter - 7/1 - 9/30

2nd Quarter - 10/1 - 12/31

3rd C

***NOTE: Enrollment, Revenue and Expenditure Data IN the 'Total and Variance Analysis' Section is Based on LAST ACTUAL Quarter Completed**

	Actual	Current Budget	Variance	Actual	Current Budget	Variance	Actual
ENROLLMENT - *School Districts Are Linked To Above Entries*							
NYC CHANCELLOR'S OFFICE	-	498	-	-	498	-	-
-	-	-	-	-	-	-	-
-	-	-	-	-	-	-	-
-	-	-	-	-	-	-	-
-	-	-	-	-	-	-	-
-	-	-	-	-	-	-	-
-	-	-	-	-	-	-	-
-	-	-	-	-	-	-	-
-	-	-	-	-	-	-	-
-	-	-	-	-	-	-	-
-	-	-	-	-	-	-	-
-	-	-	-	-	-	-	-
-	-	-	-	-	-	-	-
-	-	-	-	-	-	-	-
-	-	-	-	-	-	-	-
-	-	-	-	-	-	-	-
-	-	-	-	-	-	-	-
-	-	-	-	-	-	-	-
-	-	-	-	-	-	-	-
-	-	-	-	-	-	-	-
-	-	-	-	-	-	-	-
ALL OTHER School Districts: (Count = 0)	-	-	-	-	-	-	-
TOTAL ENROLLMENT	-	498	-	-	498	-	-
REVENUE PER PUPIL	-	5,276	-	-	5,503	-	-
EXPENSES PER PUPIL	-	4,193	-	-	3,981	-	-

ANCED MATH AND SCIENCE

n

Total Revenue	1,363,727	-	-	1,505,804	-
Total Expenses	1,860,929	-	-	2,058,670	-
Net Income	(497,202)	-	-	(552,866)	-
Actual Student Enrollment	498	-	-	498	-
	Quarter - 1/1 - 3/31		4th Quarter - 4/1 - 6/30		
*NOTE: Enrollment, Revenue and Expenditure Data IN the 'Total and Variance Analysis' Section is Based on LAST ACTUAL Quarter Completed	Current Budget	Variance	Actual	Current Budget	Variance
	-	-	-	-	-
Other	-	-	-	-	-
TOTAL REVENUE FROM FEDERAL SOURCES	50,106	-	-	150,319	-
LOCAL and OTHER REVENUE					
Contributions and Donations	-	-	-	-	-
Fundraising	-	-	-	-	-
Erate Reimbursement	-	-	-	-	-
Earnings on Investments	-	-	-	-	-
Interest Income	-	-	-	-	-
Food Service (Income from meals)	-	-	-	-	-
Text Book	-	-	-	-	-
OTHER	-	-	-	-	-
TOTAL REVENUE FROM LOCAL and OTHER SOURCES	-	-	-	-	-
TOTAL REVENUE	1,363,727	-	-	1,505,804	-

ANCED MATH AND SCIENCE

n

Total Revenue	1,363,727	-	-	1,505,804	-
Total Expenses	1,860,929	-	-	2,058,670	-
Net Income	(497,202)	-	-	(552,866)	-
Actual Student Enrollment	498	-	-	498	-

<p>*NOTE: Enrollment, Revenue and Expenditure Data IN the 'Total and Variance Analysis' Section is Based on LAST ACTUAL Quarter Completed</p>	Quarter - 1/1 - 3/31		4th Quarter - 4/1 - 6/30		
	Current Budget	Variance	Actual	Current Budget	Variance

EXPENSES

ADMINISTRATIVE STAFF PERSONNEL COSTS

	Quarter 0 No. of Positions				
Executive Management	-	37,672	-	37,672	-
Instructional Management	-	116,088	-	116,088	-
Deans, Directors & Coordinators	-	89,539	-	89,539	-
CFO / Director of Finance	-	29,175	-	29,175	-
Operation / Business Manager	-	65,265	-	65,265	-
Administrative Staff	-	<u>36,023</u>	-	<u>36,023</u>	-
TOTAL ADMINISTRATIVE STAFF	-	373,761	-	373,761	-

INSTRUCTIONAL PERSONNEL COSTS

Teachers - Regular	-	373,773	-	373,773	-
Teachers - SPED	-	79,779	-	79,779	-
Substitute Teachers	-	-	-	-	-
Teaching Assistants	-	9,270	-	9,270	-
Specialty Teachers	-	184,139	-	184,139	-
Aides	-	-	-	-	-
Therapists & Counselors	-	123,939	-	123,939	-
Other	-	-	-	-	-
TOTAL INSTRUCTIONAL	-	770,900	-	770,900	-

NON-INSTRUCTIONAL PERSONNEL COSTS

Nurse	-	-	-	-	-
Librarian	-	-	-	-	-
Custodian	-	-	-	-	-
Security	-	-	-	-	-
Other	-	-	-	-	-
TOTAL NON-INSTRUCTIONAL	-	-	-	-	-

SUBTOTAL PERSONNEL SERVICE COSTS

PAYROLL TAXES AND BENEFITS

Payroll Taxes		121,420	-	121,420	-
Fringe / Employee Benefits		155,240	-	155,240	-
Retirement / Pension		<u>77,620</u>	-	<u>77,620</u>	-
TOTAL PAYROLL TAXES AND BENEFITS		354,279	-	354,279	-

TOTAL PERSONNEL SERVICE COSTS

	-	1,498,940	-	1,498,940	-
--	---	------------------	---	------------------	---

ANCED MATH AND SCIENCE

n

Total Revenue	1,363,727	-	-	1,505,804	-
Total Expenses	1,860,929	-	-	2,058,670	-
Net Income	(497,202)	-	-	(552,866)	-
Actual Student Enrollment	498	-	-	498	-

*NOTE: Enrollment, Revenue and Expenditure Data IN the 'Total and Variance Analysis' Section is Based on LAST ACTUAL Quarter Completed	Quarter - 1/1 - 3/31			4th Quarter - 4/1 - 6/30		
	ANCED MATH AND SCIENCE					
	n	Current Budget	Variance	Actual	Current Budget	Variance
CONTRACTED SERVICES						
Accounting / Audit	3,000	-		2,250	-	
Legal	5,000	-		5,000	-	
Management Company Fee	109,172	-		120,538	-	
Nurse Services	-	-		-	-	
Food Service / School Lunch	7,065	-		7,065	-	
Payroll Services	5,449	-		5,449	-	
Special Ed Services	-	-		-	-	
Titlement Services (i.e. Title I)	-	-		-	-	
Other Purchased / Professional / Consulting	94,900	-		171,400	-	
TOTAL CONTRACTED SERVICES	224,586	-		311,702	-	

ANCED MATH AND SCIENCE

n

Total Revenue	1,363,727	-	-	1,505,804	-
Total Expenses	1,860,929	-	-	2,058,670	-
Net Income	(497,202)	-	-	(552,866)	-
Actual Student Enrollment	498	-	-	498	-

<p>*NOTE: Enrollment, Revenue and Expenditure Data IN the 'Total and Variance Analysis' Section is Based on LAST ACTUAL Quarter Completed</p>	Quarter - 1/1 - 3/31		4th Quarter - 4/1 - 6/30		
	Current Budget	Variance	Actual	Current Budget	Variance

SCHOOL OPERATIONS					
Board Expenses	-	-		-	-
Classroom / Teaching Supplies & Materials	20,000	-		25,200	-
Special Ed Supplies & Materials	-	-		-	-
Textbooks / Workbooks	3,000	-		28,838	-
Supplies & Materials other	15,000	-		7,500	-
Equipment / Furniture	10,000	-		10,850	-
Telephone	10,080	-		10,080	-
Technology	5,100	-		38,821	-
Student Testing & Assessment	-	-		15,903	-
Field Trips	18,000	-		27,988	-
Transportation (student)	7,500	-		6,000	-
Student Services - other	9,200	-		32,560	-
Office Expense	3,625	-		7,843	-
Staff Development	4,704	-		4,704	-
Staff Recruitment	-	-		-	-
Student Recruitment / Marketing	-	-		2,500	-
School Meals / Lunch	25,000	-		15,548	-
Travel (Staff)	444	-		443	-
Fundraising	-	-		-	-
Other	<u>3,750</u>	=		<u>4,250</u>	=
TOTAL SCHOOL OPERATIONS	135,403	-	-	239,028	-
FACILITY OPERATION & MAINTENANCE					
Insurance	-	-		-	-
Janitorial	-	-		-	-
Building and Land Rent / Lease / Facility Finance Interest	-	-		5,000	-
Repairs & Maintenance	2,000	-		4,000	-
Equipment / Furniture	-	-		-	-
Security	-	-		-	-
Utilities	=	=		=	=
TOTAL FACILITY OPERATION & MAINTENANCE	2,000	-	-	9,000	-
DEPRECIATION & AMORTIZATION	-	-		-	-
RESERVES / CONTINGENCY	-	-		-	-
TOTAL EXPENSES	<u>1,860,929</u>	-	-	<u>2,058,670</u>	-

**ANCED MATH AND SCIENCE
ANCED MATH AND SCIENCE**

		n			
Total Revenue		1,363,727	-	-	1,505,804
Total Expenses		1,860,929	-	-	2,058,670
Net Income		(497,202)	-	-	(552,866)
Actual Student Enrollment		498	-	-	498
		Quarter - 1/1 - 3/31		4th Quarter - 4/1 - 6/30	
*NOTE: Enrollment, Revenue and Expenditure Data IN the 'Total and Variance Analysis' Section is Based on LAST ACTUAL Quarter Completed		Quarter - 1/1 - 3/31			
		Current Budget	Variance	Actual	Current Budget
NET INCOME		(497,202)	-	-	(552,866)

**ANCED MATH AND SCIENCE
n**

Total Revenue	1,363,727	-	-	1,505,804	-
Total Expenses	1,860,929	-	-	2,058,670	-
Net Income	(497,202)	-	-	(552,866)	-
Actual Student Enrollment	498	-	-	498	-

Quarter - 1/1 - 3/31

Quarter - 1/1 - 3/31

4th Quarter - 4/1 - 6/30

***NOTE: Enrollment, Revenue and Expenditure Data IN the 'Total and Variance Analysis' Section is Based on LAST ACTUAL Quarter Completed**

Current Budget	Variance	Actual	Current Budget	Variance
-------------------	----------	--------	-------------------	----------

ENROLLMENT - *School Districts Are Linked To Above Entries*

NYC CHANCELLOR'S OFFICE	498	-	-	498	-
-	-	-	-	-	-
-	-	-	-	-	-
-	-	-	-	-	-
-	-	-	-	-	-
-	-	-	-	-	-
-	-	-	-	-	-
-	-	-	-	-	-
-	-	-	-	-	-
-	-	-	-	-	-
-	-	-	-	-	-
-	-	-	-	-	-
-	-	-	-	-	-
-	-	-	-	-	-
-	-	-	-	-	-
-	-	-	-	-	-
-	-	-	-	-	-
-	-	-	-	-	-
-	-	-	-	-	-
-	-	-	-	-	-
-	-	-	-	-	-
ALL OTHER School Districts: (Count = 0)	-	-	-	-	-
TOTAL ENROLLMENT	498	-	-	498	-
REVENUE PER PUPIL	2,738	-	-	3,024	-
EXPENSES PER PUPIL	3,737	-	-	4,134	-

NEW VISIONS CHARTER HIGH SCHOOL FOR ADVANCED MA
Budget / Operating Plan

2017-18

Total Revenue	-	-	-	8,237,455	(8,237,455)	-	-	8,237,4
Total Expenses	-	-	-	7,989,946	7,989,946	-	-	7,989,9
Net Income	-	-	-	247,510	(247,510)	-	-	247,5
Actual Student Enrollment	-	-	-			-	-	

***NOTE: Enrollment, Revenue and Expenditure Data IN the 'Total and Variance Analysis' Section is Based on LAST ACTUAL Quarter Completed**

TOTALS AND VARIANCE ANALYSIS

	Actual	Current Budget (Current Quarter)	Actual vs. Current Budget	Current Budget - TY	Actual vs. Current Budget TY	Original Budget (Current Quarter)	Actual vs. Original Budget	Original Budget -
REVENUE								
REVENUES FROM STATE SOURCES								
Per Pupil Revenue								
NYC CHANCELLOR'S OFFICE			14,527	7,234,446	(7,234,446)			7,234,4
-								
-								
-								
-								
-								
-								
-								
-								
-								
-								
-								
-								
-								
-								
-								
-								
-								
-								
-								
-								
-								
ALL OTHER School Districts: (Count = 0)								
TOTAL Per Pupil Revenue (Weighted Average Per Pupil Funding)			14,527	7,234,446	(7,234,446)			7,234,4
Special Education Revenue				647,280	(647,280)			647,2
Grants								
Stimulus								
DYCD (Department of Youth and Community Development)								
Other				41,864	(41,864)			41,8
NYC DoE Rental Assistance								
Other								
TOTAL REVENUE FROM STATE SOURCES				7,923,590	(7,923,590)			7,923,5
REVENUE FROM FEDERAL FUNDING								
IDEA Special Needs				63,334	(63,334)			63,3
Title I				242,281	(242,281)			242,2
Title Funding - Other				8,250	(8,250)			8,2
School Food Service (Free Lunch)								
Grants								
Charter School Program (CSP) Planning & Implementation								
Other								

NEW VISIONS CHARTER HIGH SCHOOL FOR ADVANCED MA
Budget / Operating Plan

2017-18

Total Revenue	-	-	-	8,237,455	(8,237,455)	-	-	8,237,4
Total Expenses	-	-	-	7,989,946	7,989,946	-	-	7,989,9
Net Income	-	-	-	247,510	(247,510)	-	-	247,5
Actual Student Enrollment	-	-	-			-	-	

TOTALS AND VARIANCE ANALYSIS

***NOTE: Enrollment, Revenue and Expenditure Data IN the 'Total and Variance Analysis' Section is Based on LAST ACTUAL Quarter Completed**

	Actual	Current Budget (Current Quarter)	Actual vs. Current Budget	Current Budget - TY	Actual vs. Current Budget TY	Original Budget (Current Quarter)	Actual vs. Original Budget	Original Budget -
Other	-	-	-	-	-	-	-	
TOTAL REVENUE FROM FEDERAL SOURCES	-	-	-	313,865	(313,865)	-	-	313,8
LOCAL and OTHER REVENUE								
Contributions and Donations	-	-	-	-	-	-	-	
Fundraising	-	-	-	-	-	-	-	
Erate Reimbursement	-	-	-	-	-	-	-	
Earnings on Investments	-	-	-	-	-	-	-	
Interest Income	-	-	-	-	-	-	-	
Food Service (Income from meals)	-	-	-	-	-	-	-	
Text Book	-	-	-	-	-	-	-	
OTHER	-	-	-	-	-	-	-	
TOTAL REVENUE FROM LOCAL and OTHER SOURCES	-	-	-	-	-	-	-	
TOTAL REVENUE	-	-	-	8,237,455	(8,237,455)	-	-	8,237,4

NEW VISIONS CHARTER HIGH SCHOOL FOR ADVANCED MA
Budget / Operating Plan

2017-18

Total Revenue	-	-	-	8,237,455	(8,237,455)	-	-	8,237,455
Total Expenses	-	-	-	7,989,946	7,989,946	-	-	7,989,946
Net Income	-	-	-	247,510	(247,510)	-	-	247,510
Actual Student Enrollment	-	-	-			-	-	

***NOTE: Enrollment, Revenue and Expenditure Data IN the 'Total and Variance Analysis' Section is Based on LAST ACTUAL Quarter Completed**

TOTALS AND VARIANCE ANALYSIS

				Current Budget (Current Quarter)	Actual vs. Current Budget	Current Budget - TY	Actual vs. Current Budget TY	Original Budget (Current Quarter)	Actual vs. Original Budget	Original Budget - TY
EXPENSES										
ADMINISTRATIVE STAFF PERSONNEL COSTS	Quarter 0	No. of Positions								
Executive Management	-		-	150,689	150,689	-	-	150,689	-	150,689
Instructional Management	-		-	464,350	464,350	-	-	464,350	-	464,350
Deans, Directors & Coordinators	-		-	358,155	358,155	-	-	358,155	-	358,155
CFO / Director of Finance	-		-	116,699	116,699	-	-	116,699	-	116,699
Operation / Business Manager	-		-	261,061	261,061	-	-	261,061	-	261,061
Administrative Staff	-		-	144,091	144,091	-	-	144,091	-	144,091
TOTAL ADMINISTRATIVE STAFF	-		-	1,495,046	1,495,046	-	-	1,495,046	-	1,495,046
INSTRUCTIONAL PERSONNEL COSTS										
Teachers - Regular	-		-	1,487,135	1,487,135	-	-	1,487,135	-	1,487,135
Teachers - SPED	-		-	311,161	311,161	-	-	311,161	-	311,161
Substitute Teachers	-		-	-	-	-	-	-	-	-
Teaching Assistants	-		-	36,050	36,050	-	-	36,050	-	36,050
Specialty Teachers	-		-	728,597	728,597	-	-	728,597	-	728,597
Aides	-		-	-	-	-	-	-	-	-
Therapists & Counselors	-		-	495,755	495,755	-	-	495,755	-	495,755
Other	-		-	-	-	-	-	-	-	-
TOTAL INSTRUCTIONAL	-		-	3,058,698	3,058,698	-	-	3,058,698	-	3,058,698
NON-INSTRUCTIONAL PERSONNEL COSTS										
Nurse	-		-	-	-	-	-	-	-	-
Librarian	-		-	-	-	-	-	-	-	-
Custodian	-		-	-	-	-	-	-	-	-
Security	-		-	-	-	-	-	-	-	-
Other	-		-	-	-	-	-	-	-	-
TOTAL NON-INSTRUCTIONAL	-		-	-	-	-	-	-	-	-
SUBTOTAL PERSONNEL SERVICE COSTS	-		-	4,553,744	4,553,744	-	-	4,553,744	-	4,553,744
PAYROLL TAXES AND BENEFITS										
Payroll Taxes	-		-	485,566	485,566	-	-	485,566	-	485,566
Fringe / Employee Benefits	-		-	620,815	620,815	-	-	620,815	-	620,815
Retirement / Pension	-		-	310,407	310,407	-	-	310,407	-	310,407
TOTAL PAYROLL TAXES AND BENEFITS	-		-	1,416,788	1,416,788	-	-	1,416,788	-	1,416,788
TOTAL PERSONNEL SERVICE COSTS	-		-	5,970,532	5,970,532	-	-	5,970,532	-	5,970,532

NEW VISIONS CHARTER HIGH SCHOOL FOR ADVANCED MA
Budget / Operating Plan

2017-18

Total Revenue	-	-	-	8,237,455	(8,237,455)	-	-	8,237,455
Total Expenses	-	-	-	7,989,946	7,989,946	-	-	7,989,946
Net Income	-	-	-	247,510	(247,510)	-	-	247,510
Actual Student Enrollment	-	-	-			-	-	

TOTALS AND VARIANCE ANALYSIS

***NOTE: Enrollment, Revenue and Expenditure Data IN the 'Total and Variance Analysis' Section is Based on LAST ACTUAL Quarter Completed**

	Actual	Current Budget (Current Quarter)	Actual vs. Current Budget	Current Budget - TY	Actual vs. Current Budget TY	Original Budget (Current Quarter)	Actual vs. Original Budget	Original Budget -
CONTRACTED SERVICES								
Accounting / Audit	-	-	-	21,250	21,250	-	-	21,250
Legal	-	-	-	20,000	20,000	-	-	20,000
Management Company Fee	-	-	-	659,439	659,439	-	-	659,439
Nurse Services	-	-	-	-	-	-	-	-
Food Service / School Lunch	-	-	-	23,550	23,550	-	-	23,550
Payroll Services	-	-	-	21,796	21,796	-	-	21,796
Special Ed Services	-	-	-	-	-	-	-	-
Titlement Services (i.e. Title I)	-	-	-	-	-	-	-	-
Other Purchased / Professional / Consulting	-	-	-	369,850	369,850	-	-	369,850
TOTAL CONTRACTED SERVICES	-	-	-	1,115,885	1,115,885	-	-	1,115,885

NEW VISIONS CHARTER HIGH SCHOOL FOR ADVANCED MATHEMATICS
Budget / Operating Plan

2017-18

Total Revenue	-	-	-	8,237,455	(8,237,455)	-	-	8,237,455
Total Expenses	-	-	-	7,989,946	7,989,946	-	-	7,989,946
Net Income	-	-	-	247,510	(247,510)	-	-	247,510
Actual Student Enrollment	-	-	-			-	-	

***NOTE: Enrollment, Revenue and Expenditure Data IN the 'Total and Variance Analysis' Section is Based on LAST ACTUAL Quarter Completed**

TOTALS AND VARIANCE ANALYSIS

	Actual	Current Budget (Current Quarter)	Actual vs. Current Budget	Current Budget - TY	Actual vs. Current Budget TY	Original Budget (Current Quarter)	Actual vs. Original Budget	Original Budget - TY
SCHOOL OPERATIONS								
Board Expenses	-	-	-	-	-	-	-	-
Classroom / Teaching Supplies & Materials	-	-	-	92,200	92,200	-	-	92,200
Special Ed Supplies & Materials	-	-	-	-	-	-	-	-
Textbooks / Workbooks	-	-	-	49,838	49,838	-	-	49,838
Supplies & Materials other	-	-	-	50,000	50,000	-	-	50,000
Equipment / Furniture	-	-	-	40,000	40,000	-	-	40,000
Telephone	-	-	-	40,320	40,320	-	-	40,320
Technology	-	-	-	192,321	192,321	-	-	192,321
Student Testing & Assessment	-	-	-	29,903	29,903	-	-	29,903
Field Trips	-	-	-	67,988	67,988	-	-	67,988
Transportation (student)	-	-	-	25,000	25,000	-	-	25,000
Student Services - other	-	-	-	54,560	54,560	-	-	54,560
Office Expense	-	-	-	17,468	17,468	-	-	17,468
Staff Development	-	-	-	18,816	18,816	-	-	18,816
Staff Recruitment	-	-	-	500	500	-	-	500
Student Recruitment / Marketing	-	-	-	2,500	2,500	-	-	2,500
School Meals / Lunch	-	-	-	62,298	62,298	-	-	62,298
Travel (Staff)	-	-	-	1,775	1,775	-	-	1,775
Fundraising	-	-	-	-	-	-	-	-
Other	-	-	-	17,000	17,000	-	-	17,000
TOTAL SCHOOL OPERATIONS	-	-	-	762,487	762,487	-	-	762,487
FACILITY OPERATION & MAINTENANCE								
Insurance	-	-	-	46,042	46,042	-	-	46,042
Janitorial	-	-	-	-	-	-	-	-
Building and Land Rent / Lease / Facility Finance Interest	-	-	-	18,000	18,000	-	-	18,000
Repairs & Maintenance	-	-	-	30,000	30,000	-	-	30,000
Equipment / Furniture	-	-	-	20,000	20,000	-	-	20,000
Security	-	-	-	-	-	-	-	-
Utilities	-	-	-	-	-	-	-	-
TOTAL FACILITY OPERATION & MAINTENANCE	-	-	-	114,042	114,042	-	-	114,042
DEPRECIATION & AMORTIZATION	-	-	-	27,000	27,000	-	-	27,000
RESERVES / CONTINGENCY	-	-	-	-	-	-	-	-
TOTAL EXPENSES	-	-	-	7,989,946	7,989,946	-	-	7,989,946

NEW VISIONS CHARTER HIGH SCHOOL FOR ADVANCED MA
Budget / Operating Plan

	2017-18							
Total Revenue	-	-	-	8,237,455	(8,237,455)	-	-	8,237,4
Total Expenses	-	-	-	7,989,946	7,989,946	-	-	7,989,9
Net Income	-	-	-	247,510	(247,510)	-	-	247,5
Actual Student Enrollment	-	-	-			-	-	

*NOTE: Enrollment, Revenue and Expenditure Data IN the 'Total and Variance Analysis' Section is Based on LAST ACTUAL Quarter Completed	TOTALS AND VARIANCE ANALYSIS							
	Actual	Current Budget (Current Quarter)	Actual vs. Current Budget	Current Budget - TY	Actual vs. Current Budget TY	Original Budget (Current Quarter)	Actual vs. Original Budget	Original Budget -
NET INCOME	-	-	-	247,510	(247,510)	-	-	247,5

**NEW VISIONS CHARTER HIGH SCHOOL FOR ADVANCED MATHEMATICS
Budget / Operating Plan
Budget / Operating Plan**

2017-18

Total Revenue	-	-	-	8,237,455	(8,237,455)	-	-	8,237,455
Total Expenses	-	-	-	7,989,946	7,989,946	-	-	7,989,946
Net Income	-	-	-	247,510	(247,510)	-	-	247,510
Actual Student Enrollment	-	-	-			-	-	

TOTALS AND VARIANCE ANALYSIS

TOTALS AND VARIANCE ANALYSIS

*NOTE: Enrollment, Revenue and Expenditure Data IN the 'Total and Variance Analysis' Section is Based on LAST ACTUAL Quarter Completed

Actual	Current Budget (Current Quarter)	Actual vs. Current Budget	Current Budget - TY	Actual vs. Current Budget TY	Original Budget (Current Quarter)	Actual vs. Original Budget	Original Budget -
--------	----------------------------------	---------------------------	---------------------	------------------------------	-----------------------------------	----------------------------	-------------------

ENROLLMENT - *School Districts Are Linked To Above Entries*

*** Enrollment Data Based on Last Actual Quarter Completed**

NYC CHANCELLOR'S OFFICE	-	-	-		-	-	
-	-	-	-		-	-	
-	-	-	-		-	-	
-	-	-	-		-	-	
-	-	-	-		-	-	
-	-	-	-		-	-	
-	-	-	-		-	-	
-	-	-	-		-	-	
-	-	-	-		-	-	
-	-	-	-		-	-	
-	-	-	-		-	-	
-	-	-	-		-	-	
-	-	-	-		-	-	
-	-	-	-		-	-	
-	-	-	-		-	-	
-	-	-	-		-	-	
-	-	-	-		-	-	
-	-	-	-		-	-	
ALL OTHER School Districts: (Count = 0)	-	-	-		-	-	
TOTAL ENROLLMENT	-	-	-		-	-	
REVENUE PER PUPIL	-	-	-		-	-	
EXPENSES PER PUPIL	-	-	-		-	-	

I AND SCIENCE

Total Revenue		(8,237,455)	-	-
Total Expenses		7,989,946	-	-
Net Income		(247,510)	-	-
Actual Student Enrollment			-	
<p>*NOTE: Enrollment, Revenue and Expenditure Data IN the 'Total and Variance Analysis' Section is Based on LAST ACTUAL Quarter Completed</p>		Actual vs. Original Budget TY	PY Actual (PY TY / No. of COMPLETED Actual CY	Actual CY vs. Actual PY
REVENUE				
REVENUES FROM STATE SOURCES				
Per Pupil Revenue	CY Per Pupil Rate			
NYC CHANCELLOR'S OFFICE	14,527	(7,234,446)	-	-
-	-	-	-	-
-	-	-	-	-
-	-	-	-	-
-	-	-	-	-
-	-	-	-	-
-	-	-	-	-
-	-	-	-	-
-	-	-	-	-
-	-	-	-	-
-	-	-	-	-
-	-	-	-	-
-	-	-	-	-
-	-	-	-	-
-	-	-	-	-
-	-	-	-	-
-	-	-	-	-
-	-	-	-	-
ALL OTHER School Districts: (Count = 0)	-	-	-	-
TOTAL Per Pupil Revenue (Weighted Average Per Pupil Funding)	14,527	(7,234,446)	-	-
Special Education Revenue		(647,280)	-	-
Grants				
Stimulus		-	-	-
DYCD (Department of Youth and Community Development)		-	-	-
Other		(41,864)	-	-
NYC DoE Rental Assistance		-	-	-
Other		-	-	-
TOTAL REVENUE FROM STATE SOURCES		(7,923,590)	-	-
REVENUE FROM FEDERAL FUNDING				
IDEA Special Needs		(63,334)	-	-
Title I		(242,281)	-	-
Title Funding - Other		(8,250)	-	-
School Food Service (Free Lunch)		-	-	-
Grants				
Charter School Program (CSP) Planning & Implementation		-	-	-
Other		-	-	-

I AND SCIENCE

Total Revenue	(8,237,455)	-	-
Total Expenses	7,989,946	-	-
Net Income	(247,510)	-	-
Actual Student Enrollment		-	-
<p>*NOTE: Enrollment, Revenue and Expenditure Data IN the 'Total and Variance Analysis' Section is Based on LAST ACTUAL Quarter Completed</p>			
	Actual vs. Original Budget TY	PY Actual (PY TY / No. of COMPLETED Actual CY	Actual CY vs. Actual PY
Other	-	-	-
TOTAL REVENUE FROM FEDERAL SOURCES	(313,865)	-	-
LOCAL and OTHER REVENUE			
Contributions and Donations	-	-	-
Fundraising	-	-	-
Erate Reimbursement	-	-	-
Earnings on Investments	-	-	-
Interest Income	-	-	-
Food Service (Income from meals)	-	-	-
Text Book	-	-	-
OTHER	-	-	-
TOTAL REVENUE FROM LOCAL and OTHER SOURCES	-	-	-
TOTAL REVENUE	(8,237,455)	-	-

I AND SCIENCE

Total Revenue	(8,237,455)	-	-
Total Expenses	7,989,946	-	-
Net Income	(247,510)	-	-
Actual Student Enrollment		-	

***NOTE: Enrollment, Revenue and Expenditure Data IN the 'Total and Variance Analysis' Section is Based on LAST ACTUAL Quarter Completed**

Actual vs. Original Budget TY	PY Actual (PY TY / No. of COMPLETED Actual CY	Actual CY vs. Actual PY
--	--	--

EXPENSES

ADMINISTRATIVE STAFF PERSONNEL COSTS

	Quarter 0 No. of Positions			
Executive Management	-	150,689	-	-
Instructional Management	-	464,350	-	-
Deans, Directors & Coordinators	-	358,155	-	-
CFO / Director of Finance	-	116,699	-	-
Operation / Business Manager	-	261,061	-	-
Administrative Staff	-	144,091	-	-
TOTAL ADMINISTRATIVE STAFF	-	1,495,046	-	-

INSTRUCTIONAL PERSONNEL COSTS

Teachers - Regular	-	1,487,135	-	-
Teachers - SPED	-	311,161	-	-
Substitute Teachers	-	-	-	-
Teaching Assistants	-	36,050	-	-
Specialty Teachers	-	728,597	-	-
Aides	-	-	-	-
Therapists & Counselors	-	495,755	-	-
Other	-	-	-	-
TOTAL INSTRUCTIONAL	-	3,058,698	-	-

NON-INSTRUCTIONAL PERSONNEL COSTS

Nurse	-	-	-	-
Librarian	-	-	-	-
Custodian	-	-	-	-
Security	-	-	-	-
Other	-	-	-	-
TOTAL NON-INSTRUCTIONAL	-	-	-	-

SUBTOTAL PERSONNEL SERVICE COSTS

PAYROLL TAXES AND BENEFITS

Payroll Taxes		485,566	-	-
Fringe / Employee Benefits		620,815	-	-
Retirement / Pension		310,407	-	-
TOTAL PAYROLL TAXES AND BENEFITS		1,416,788	-	-
TOTAL PERSONNEL SERVICE COSTS	-	5,970,532	-	-

I AND SCIENCE

Total Revenue	(8,237,455)	-	-
Total Expenses	7,989,946	-	-
Net Income	(247,510)	-	-
Actual Student Enrollment		-	

*NOTE: Enrollment, Revenue and Expenditure Data IN the 'Total and Variance Analysis Section is Based on LAST ACTUAL Quarter Completed	Actual vs. Original Budget TY	PY Actual (PY TY / No. of COMPLETED Actual CY	Actual CY vs. Actual PY
--	--	--	--

CONTRACTED SERVICES			
	Actual vs. Original Budget TY	PY Actual (PY TY / No. of COMPLETED Actual CY	Actual CY vs. Actual PY
Accounting / Audit	21,250	-	-
Legal	20,000	-	-
Management Company Fee	659,439	-	-
Nurse Services	-	-	-
Food Service / School Lunch	23,550	-	-
Payroll Services	21,796	-	-
Special Ed Services	-	-	-
Titlement Services (i.e. Title I)	-	-	-
Other Purchased / Professional / Consulting	369,850	-	-
TOTAL CONTRACTED SERVICES	1,115,885	-	-

I AND SCIENCE

Total Revenue	(8,237,455)	-	-
Total Expenses	7,989,946	-	-
Net Income	(247,510)	-	-
Actual Student Enrollment		-	
<p>*NOTE: Enrollment, Revenue and Expenditure Data IN the 'Total and Variance Analysis' Section is Based on LAST ACTUAL Quarter Completed</p>			
	Actual vs. Original Budget TY	PY Actual (PY TY / No. of COMPLETED Actual CY	Actual CY vs. Actual PY
SCHOOL OPERATIONS			
Board Expenses	-	-	-
Classroom / Teaching Supplies & Materials	92,200	-	-
Special Ed Supplies & Materials	-	-	-
Textbooks / Workbooks	49,838	-	-
Supplies & Materials other	50,000	-	-
Equipment / Furniture	40,000	-	-
Telephone	40,320	-	-
Technology	192,321	-	-
Student Testing & Assessment	29,903	-	-
Field Trips	67,988	-	-
Transportation (student)	25,000	-	-
Student Services - other	54,560	-	-
Office Expense	17,468	-	-
Staff Development	18,816	-	-
Staff Recruitment	500	-	-
Student Recruitment / Marketing	2,500	-	-
School Meals / Lunch	62,298	-	-
Travel (Staff)	1,775	-	-
Fundraising	-	-	-
Other	17,000	-	-
TOTAL SCHOOL OPERATIONS	762,487	-	-
FACILITY OPERATION & MAINTENANCE			
Insurance	46,042	-	-
Janitorial	-	-	-
Building and Land Rent / Lease / Facility Finance Interest	18,000	-	-
Repairs & Maintenance	30,000	-	-
Equipment / Furniture	20,000	-	-
Security	-	-	-
Utilities	-	-	-
TOTAL FACILITY OPERATION & MAINTENANCE	114,042	-	-
DEPRECIATION & AMORTIZATION	27,000	-	-
RESERVES / CONTINGENCY	-	-	-
TOTAL EXPENSES	7,989,946	-	-

I AND SCIENCE
I AND SCIENCE

Total Revenue	(8,237,455)	-	-					
Total Expenses	7,989,946	-	-					
Net Income	(247,510)	-	-					
Actual Student Enrollment		-						
<table style="width: 100%; border: none;"> <tr> <td style="width: 60%; border: 1px solid black; padding: 5px;"> *NOTE: Enrollment, Revenue and Expenditure Data IN the 'Total and Variance Analysis' Section is Based on LAST ACTUAL Quarter Completed </td> <td style="border: none; padding: 5px;"> <table style="width: 100%; border: none;"> <tr> <td style="text-align: center; padding: 5px;">Actual vs. Original Budget TY</td> <td style="text-align: center; padding: 5px;">PY Actual (PY TY / No. of COMPLETED Actual CY</td> <td style="text-align: center; padding: 5px;">Actual CY vs. Actual PY</td> </tr> </table> </td> </tr> </table>				*NOTE: Enrollment, Revenue and Expenditure Data IN the 'Total and Variance Analysis' Section is Based on LAST ACTUAL Quarter Completed	<table style="width: 100%; border: none;"> <tr> <td style="text-align: center; padding: 5px;">Actual vs. Original Budget TY</td> <td style="text-align: center; padding: 5px;">PY Actual (PY TY / No. of COMPLETED Actual CY</td> <td style="text-align: center; padding: 5px;">Actual CY vs. Actual PY</td> </tr> </table>	Actual vs. Original Budget TY	PY Actual (PY TY / No. of COMPLETED Actual CY	Actual CY vs. Actual PY
*NOTE: Enrollment, Revenue and Expenditure Data IN the 'Total and Variance Analysis' Section is Based on LAST ACTUAL Quarter Completed	<table style="width: 100%; border: none;"> <tr> <td style="text-align: center; padding: 5px;">Actual vs. Original Budget TY</td> <td style="text-align: center; padding: 5px;">PY Actual (PY TY / No. of COMPLETED Actual CY</td> <td style="text-align: center; padding: 5px;">Actual CY vs. Actual PY</td> </tr> </table>	Actual vs. Original Budget TY	PY Actual (PY TY / No. of COMPLETED Actual CY	Actual CY vs. Actual PY				
Actual vs. Original Budget TY	PY Actual (PY TY / No. of COMPLETED Actual CY	Actual CY vs. Actual PY						
NET INCOME	(247,510)	-	-					

I AND SCIENCE

Total Revenue	(8,237,455)	-	-
Total Expenses	7,989,946	-	-
Net Income	(247,510)	-	-
Actual Student Enrollment		-	

<p>*NOTE: Enrollment, Revenue and Expenditure Data IN the 'Total and Variance Analysis' Section is Based on LAST ACTUAL Quarter Completed</p>	<p>Actual vs. Original Budget TY</p>	<p>PY Actual (PY TY / No. of COMPLETED Actual CY</p>	<p>Actual CY vs. Actual PY</p>
--	---	---	---------------------------------------

ENROLLMENT - *School Districts Are Linked To Above Entries*			
NYC CHANCELLOR'S OFFICE		-	-
-		-	-
-		-	-
-		-	-
-		-	-
-		-	-
-		-	-
-		-	-
-		-	-
-		-	-
-		-	-
-		-	-
-		-	-
-		-	-
-		-	-
-		-	-
-		-	-
-		-	-
-		-	-
ALL OTHER School Districts: (Count = 0)		-	-
TOTAL ENROLLMENT		-	-
REVENUE PER PUPIL		-	-
EXPENSES PER PUPIL		-	-



Annual Report Requirement
for SUNY Authorized Charter Schools
**NEW VISIONS CHARTER HIGH SCHOOL FOR ADVANCED MATH AND
SCIENCE
2017-18**

Administrative
expenditures per pupil: \$0.00

Per NYS Statute Administrative expenditures per pupil: the sum of all general administration salaries and other general administration expenditures divided by the total number of enrolled students. Employee benefit costs or expenditures should not be reported here.

***NOTE: THIS TAB ONLY NEEDS TO BE COMPLETED FOR Q4**

Disclosure of Financial Interest by a Current or Proposed Charter School Education Corporation Trustee

Trustee Name:

Carol "Lili" Lynton

Name of Charter School Education Corporation (for an unmerged school, this is the Charter School Name):

AMS

1. List all positions held on the education corporation board (e.g., president, treasurer, parent representative).

2. Is the trustee an employee of any school operated by the Education Corporation?
 Yes No

If **Yes**, for each school, please provide a description of the position(s) you hold, your responsibilities, your salary and your start date.

3. Is the trustee an employee or agent of the management company or institutional partner of the charter school(s) governed by the Education Corporation?
 Yes No

If **Yes**, for each school, please provide a description of the position(s) you hold, your responsibilities, your salary and your start date.

4. Identify each interest/transaction (and provide the requested information) that you or any of your immediate family members or any persons who live with you in your house have held or engaged in with the charter school(s) governed by the Education Corporation during the time you have served on the board, and in the six-month period prior to such service. If there has been no such financial interest or transaction, write **None**. Please note that if you answered **Yes** to Questions 2-4 above, you need not disclose again your employment status, salary, etc.

Date(s)	Nature of Financial Interest/Transaction	Steps taken to avoid a conflict of interest, (e.g., did not vote, did not participate in discussion)	Name of person holding interest or engaging in transaction and relationship to yourself

Please write "None" if applicable. Do not leave this space blank.

None

5. Identify each individual, business, corporation, union association, firm, partnership, committee proprietorship, franchise holding company, joint stock company, business or real estate trust, non-profit organization, or other organization or group of people doing business with the school(s) governed by the Education Corporation and in which such entity, during the time of your tenure as a trustee, you and/or your immediate family member(s) or person(s) living in your house had a financial interest or other relationship. If you are a member, director, officer or employee of an organization formally partnered with the school(s) that is/are doing business with the school(s) through a management or services agreement, please identify only the name of the organization, your position in the organization, and the relationship between such organization and the school(s). If there was no financial interest, write **None**.

Organization conducting business with the school(s)	Nature of business conducted	Approximate value of the business conducted	Name of Trustee and/or immediate family member of household holding an interest in the organization conducting business with the school(s) and the nature of the interest	Steps Taken to Avoid Conflict of Interest
<p><i>Please write "None" if applicable. Do not leave this space blank.</i></p> <p><i>none</i></p>				

Carol Lyub _____ *7/17/17*
 Signature Date

Please note that this document is considered a public record and as such, may be made available to members of the public upon request under the Freedom of Information Law. Personal contact information provided below will be redacted.

Business Telephone: _____

Business Address: _____

E-mail Address: _____

Home Telephone: _____

Home Address: _____

Disclosure of Financial Interest by a Current or Proposed Charter School Education Corporation Trustee

Trustee Name:

Peter Cantillo

Name of Charter School Education Corporation (for an unmerged school, this is the Charter School Name):

AMS

1. List all positions held on the education corporation board (e.g., president, treasurer, parent representative).

2. Is the trustee an employee of any school operated by the Education Corporation?
 Yes No

If **Yes**, for each school, please provide a description of the position(s) you hold, your responsibilities, your salary and your start date.

3. Is the trustee an employee or agent of the management company or institutional partner of the charter school(s) governed by the Education Corporation?
 Yes No

If **Yes**, for each school, please provide a description of the position(s) you hold, your responsibilities, your salary and your start date.

4. Identify each interest/transaction (and provide the requested information) that you or any of your immediate family members or any persons who live with you in your house have held or engaged in with the charter school(s) governed by the Education Corporation during the time you have served on the board, and in the six-month period prior to such service. If there has been no such financial interest or transaction, write **None**. Please note that if you answered **Yes** to Questions 2-4 above, you need not disclose again your employment status, salary, etc.


Date(s)	Nature of Financial Interest/Transaction	Steps taken to avoid a conflict of interest, (e.g., did not vote, did not participate in discussion)	Name of person holding interest or engaging in transaction and relationship to yourself
<i>None</i>			

Please write "None" if applicable. Do not leave this space blank.

None

5. Identify each individual, business, corporation, union association, firm, partnership, committee proprietorship, franchise holding company, joint stock company, business or real estate trust, non-profit organization, or other organization or group of people doing business with the school(s) governed by the Education Corporation and in which such entity, during the time of your tenure as a trustee, you and/or your immediate family member(s) or person(s) living in your house had a financial interest or other relationship. If you are a member, director, officer or employee of an organization formally partnered with the school(s) that is/are doing business with the school(s) through a management or services agreement, please identify only the name of the organization, your position in the organization, and the relationship between such organization and the school(s). If there was no financial interest, write **None**.

Organization conducting business with the school(s)	Nature of business conducted	Approximate value of the business conducted	Name of Trustee and/or immediate family member of household holding an interest in the organization conducting business with the school(s) and the nature of the interest	Steps Taken to Avoid Conflict of Interest
<p><i>Please write "None" if applicable. Do not leave this space blank.</i></p> <p><i>None</i></p>				


Signature  Date 7/17/17

Please note that this document is considered a public record and as such, may be made available to members of the public upon request under the Freedom of Information Law. Personal contact information provided below will be redacted.

Business Telephone: 

Business Address:

E-mail Address: 

Home Telephone: 

Home Address: 

Disclosure of Financial Interest by a Current or Proposed Charter School Education Corporation Trustee

Trustee Name:

Frederick Levy

Name of Charter School Education Corporation (for an unmerged school, this is the Charter School Name):

AMS

1. List all positions held on the education corporation board (e.g., president, treasurer, parent representative).

2. Is the trustee an employee of any school operated by the Education Corporation?
 Yes No

If **Yes**, for each school, please provide a description of the position(s) you hold, your responsibilities, your salary and your start date.

3. Is the trustee an employee or agent of the management company or institutional partner of the charter school(s) governed by the Education Corporation?
 Yes No

If **Yes**, for each school, please provide a description of the position(s) you hold, your responsibilities, your salary and your start date.


4. Identify each interest/transaction (and provide the requested information) that you or any of your immediate family members or any persons who live with you in your house have held or engaged in with the charter school(s) governed by the Education Corporation during the time you have served on the board, and in the six-month period prior to such service. If there has been no such financial interest or transaction, write **None**. Please note that if you answered **Yes** to Questions 2-4 above, you need not disclose again your employment status, salary, etc.

Date(s)	Nature of Financial Interest/Transaction	Steps taken to avoid a conflict of interest, (e.g., did not vote, did not participate in discussion)	Name of person holding interest or engaging in transaction and relationship to yourself

Please write "None" if applicable. Do not leave this space blank.

5. Identify each individual, business, corporation, union association, firm, partnership, committee proprietorship, franchise holding company, joint stock company, business or real estate trust, non-profit organization, or other organization or group of people doing business with the school(s) governed by the Education Corporation and in which such entity, during the time of your tenure as a trustee, you and/or your immediate family member(s) or person(s) living in your house had a financial interest or other relationship. If you are a member, director, officer or employee of an organization formally partnered with the school(s) that is/are doing business with the school(s) through a management or services agreement, please identify only the name of the organization, your position in the organization, and the relationship between such organization and the school(s). If there was no financial interest, write **None**.


Organization conducting business with the school(s)	Nature of business conducted	Approximate value of the business conducted	Name of Trustee and/or immediate family member of household holding an interest in the organization conducting business with the school(s) and the nature of the interest	Steps Taken to Avoid Conflict of Interest
Please write "None" if applicable. Do not leave this space blank.				


Signature  Date 7/17/17

Please note that this document is considered a public record and as such, may be made available to members of the public upon request under the Freedom of Information Law. Personal contact information provided below will be redacted.

Business Telephone: NA

Business Address: NA

E-mail Address: 

Home Telephone: 

Home Address: 

Disclosure of Financial Interest by a Current or Proposed Charter School Education Corporation Trustee

Trustee Name:

Michael Nathan

Name of Charter School Education Corporation (for an unmerged school, this is the Charter School Name):

AMS

1. List all positions held on the education corporation board (e.g., president, treasurer, parent representative). *Trustee*

2. Is the trustee an employee of any school operated by the Education Corporation?
 Yes No

If **Yes**, for each school, please provide a description of the position(s) you hold, your responsibilities, your salary and your start date.

3. Is the trustee an employee or agent of the management company or institutional partner of the charter school(s) governed by the Education Corporation?
 Yes No

If **Yes**, for each school, please provide a description of the position(s) you hold, your responsibilities, your salary and your start date.

4. Identify each interest/transaction (and provide the requested information) that you or any of your immediate family members or any persons who live with you in your house have held or engaged in with the charter school(s) governed by the Education Corporation during the time you have served on the board, and in the six-month period prior to such service. If there has been no such financial interest or transaction, write **None**. Please note that if you answered **Yes** to Questions 2-4 above, you need not disclose again your employment status, salary, etc.

Date(s)	Nature of Financial Interest/Transaction	Steps taken to avoid a conflict of interest, (e.g., did not vote, did not participate in discussion)	Name of person holding interest or engaging in transaction and relationship to yourself
	<i>None</i>		

<i>Please write "None" if applicable. Do not leave this space blank.</i>			
--	--	--	--

5. Identify each individual, business, corporation, union association, firm, partnership, committee proprietorship, franchise holding company, joint stock company, business or real estate trust, non-profit organization, or other organization or group of people doing business with the school(s) governed by the Education Corporation and in which such entity, during the time of your tenure as a trustee, you and/or your immediate family member(s) or person(s) living in your house had a financial interest or other relationship. If you are a member, director, officer or employee of an organization formally partnered with the school(s) that is/are doing business with the school(s) through a management or services agreement, please identify only the name of the organization, your position in the organization, and the relationship between such organization and the school(s). If there was no financial interest, write **None**.


Organization conducting business with the school(s)	Nature of business conducted	Approximate value of the business conducted	Name of Trustee and/or immediate family member of household holding an interest in the organization conducting business with the school(s) and the nature of the interest	Steps Taken to Avoid Conflict of Interest
<i>Please write "None" if applicable. Do not leave this space blank.</i>				
	<i>None</i>			


Michael M. ...
 Signature _____ Date 7/17/77


Please note that this document is considered a public record and as such, may be made available to members of the public upon request under the Freedom of Information Law. Personal contact information provided below will be redacted.

Business Telephone: _____

Business Address: _____

E-mail Address: 

Home Telephone: 

Home Address: 



FOR INSTITUTE USE ONLY
FILING FOR SCHOOL YEAR: _____
DATE RECEIVED: _____

**DISCLOSURE OF FINANCIAL INTEREST
BY A NOT-FOR-PROFIT CHARTER SCHOOL
EDUCATION CORPORATION TRUSTEE**

1. Name of education corporation: NEW VISIONS CHARTER SCHOOL FOR ADVANCED MATH AND SCIENCE

2. Trustee's name (print): EDNA R. VEGA

3. Position(s) on board, if any: (e.g., chair, treasurer, committee chair, etc.): _____

CHAIRPERSON/PRESIDENT AND DIRECTOR

4. Home address: _____

5. Business Address: _____

6. Daytime phone: _____

7. E-mail: _____

8. Is Trustee an employee of the education corporation? ___Yes. No. If you checked yes, please provide a description of the position you hold, your salary and your start date.

9. Identify each interest/transaction (and provide the requested information) that you or any of your immediate family members have held or engaged in with the education corporation during the prior school year. If there has been no such financial interest or transaction, please *write "None."* Please note that if you answered yes to Question 8, you need not disclose again your employment status, salary, etc.

Date(s)	Nature of Financial Interest/Transaction	Steps Taken to Avoid a Conflict of Interest, (e.g., did not vote, did not participate in discussion)	Identity of Person Holding Interest or Engaging in Transaction (e.g., you and/or immediate family member (name))
<i>Please write "None" if applicable. Do not leave this space blank.</i>			
NONE			

10. Identify each individual, business, corporation, union association, firm, partnership, committee proprietorship, franchise holding company, joint stock company, business or real estate trust, non-profit organization, or other organization or group of people doing business with the education corporation *and* in which such entity, during the preceding school year (July 1 – June 30), you and/or your immediate family member(s) had a financial interest or other relationship. If you are a member, director, officer or employee of an organization formally partnered with the education corporation that is doing business with the education corporation through a management or services agreement, you need not list every transaction between such entity and the education corporation that is pursuant to such agreement; rather, please identify only the name of the entity, your position in the entity as well as the relationship between such entity and the education corporation. If there was no financial interest, please *write "None."*

Entity Conducting Business with the Education Corporation	Nature of Business Conducted	Approximate Value of the Business Conducted	Name of Trustee and/or Immediate Family Holding an Interest in the Entity Conducting Business with the Education Corporation and the Nature of the Interest	Steps Taken to Avoid Conflict of Interest
<i>Please write "None" if applicable. Do not leave this space blank.</i>				
NONE				

Edna R. Vez

Signature

19 JULY 2017

Date

Disclosure of Financial Interest by a Current or Proposed Charter School Education Corporation Trustee

Trustee Name: JINDRA ZITEK

Name of Charter School Education Corporation (for an unmerged school, this is the Charter School Name):

AMS

1. List all positions held on the education corporation board (e.g., president, treasurer, parent representative). *member*

2. Is the trustee an employee of any school operated by the Education Corporation?
 Yes No

If **Yes**, for each school, please provide a description of the position(s) you hold, your responsibilities, your salary and your start date.

3. Is the trustee an employee or agent of the management company or institutional partner of the charter school(s) governed by the Education Corporation?
 Yes No

If **Yes**, for each school, please provide a description of the position(s) you hold, your responsibilities, your salary and your start date.

4. Identify each interest/transaction (and provide the requested information) that you or any of your immediate family members or any persons who live with you in your house have held or engaged in with the charter school(s) governed by the Education Corporation during the time you have served on the board, and in the six-month period prior to such service. If there has been no such financial interest or transaction, write **None**. Please note that if you answered **Yes** to Questions 2-4 above, you need not disclose again your employment status, salary, etc.

Date(s)	Nature of Financial Interest/Transaction	Steps taken to avoid a conflict of interest, (e.g., did not vote, did not participate in discussion)	Name of person holding interest or engaging in transaction and relationship to yourself
<i>Please write "None" if applicable. Do not leave this space blank.</i>			

--	--	--	--

5. Identify each individual, business, corporation, union association, firm, partnership, committee proprietorship, franchise holding company, joint stock company, business or real estate trust, non-profit organization, or other organization or group of people doing business with the school(s) governed by the Education Corporation and in which such entity, during the time of your tenure as a trustee, you and/or your immediate family member(s) or person(s) living in your house had a financial interest or other relationship. If you are a member, director, officer or employee of an organization formally partnered with the school(s) that is/are doing business with the school(s) through a management or services agreement, please identify only the name of the organization, your position in the organization, and the relationship between such organization and the school(s). If there was no financial interest, write **None**.

Organization conducting business with the school(s)	Nature of business conducted	Approximate value of the business conducted	Name of Trustee and/or immediate family member of household holding an interest in the organization conducting business with the school(s) and the nature of the interest	Steps Taken to Avoid Conflict of Interest
<i>Please write "None" if applicable. Do not leave this space blank.</i> <div style="text-align: center; font-size: 2em; font-family: cursive;">None</div>				

Lee

7/25/2017

Signature

Date

Please note that this document is considered a public record and as such, may be made available to members of the public upon request under the Freedom of Information Law. Personal contact information provided below will be redacted.


Business Telephone: _____

Business Address: _____

E-mail Address: _____

Home Telephone: _____

Home Address: _____



Disclosure of Financial Interest by a Current or Proposed Charter School Education Corporation Trustee

Trustee Name:

NANCY GROSSMAN

Name of Charter School Education Corporation (for an unmerged school, this is the Charter School Name):

AMS

1. List all positions held on the education corporation board (e.g., president, treasurer, parent representative).

Chairperson

2. Is the trustee an employee of any school operated by the Education Corporation? Yes No

If **Yes**, for each school, please provide a description of the position(s) you hold, your responsibilities, your salary and your start date.

3. Is the trustee an employee or agent of the management company or institutional partner of the charter school(s) governed by the Education Corporation?

Yes No

If **Yes**, for each school, please provide a description of the position(s) you hold, your responsibilities, your salary and your start date.

4. Identify each interest/transaction (and provide the requested information) that you or any of your immediate family members or any persons who live with you in your house have held or engaged in with the charter school(s) governed by the Education Corporation during the time you have served on the board, and in the six-month period prior to such service. If there has been no such financial interest or transaction, write **None**. Please note that if you answered **Yes** to Questions 2-4 above, you need not disclose again your employment status, salary, etc.

Date(s)	Nature of Financial Interest/Transaction	Steps taken to avoid a conflict of interest, (e.g., did not vote, did not participate in discussion)	Name of person holding interest or engaging in transaction and relationship to yourself
<i>None</i> write "None" if applicable. Do not leave this space blank.			

5. Identify each individual, business, corporation, union association, firm, partnership, committee proprietorship, franchise holding company, joint stock company, business or real estate trust, non-profit organization, or other organization or group of people doing business with the school(s)

governed by the Education Corporation **and** in which such entity, during the time of your tenure as a trustee, you and/or your immediate family member(s) or person(s) living in your house had a financial interest or other relationship. If you are a member, director, officer or employee of an organization formally partnered with the school(s) that is/are doing business with the school(s) through a management or services agreement, please identify only the name of the organization, your position in the organization, and the relationship between such organization and the school(s). If there was no financial interest, write **None**.

Organization conducting business with the school(s)	Nature of business conducted	Approximate value of the business conducted	Name of Trustee and/or immediate family member of household holding an interest in the organization conducting business with the school(s) and the nature of the interest	Steps Taken to Avoid Conflict of Interest
<p style="text-align: center;"><i>Please write "None" if applicable. Do not leave this space blank.</i></p> <p style="font-size: 2em; font-weight: bold; margin-left: 10%;"><i>NONE</i></p>				

Nancy Grossman

 Signature

July 20, 2017

 Date

Please note that this document is considered a public record and as such, may be made available to members of the public upon request under the Freedom of Information Law. Personal contact information provided below will be redacted.


Business Telephone: _____

Business Address: _____

E-mail Address: _____

Home Telephone: _____

Home Address: _____



Disclosure of Financial Interest by a Current or Proposed Charter School Education Corporation Trustee

Trustee Name:

Stacy Martin

Name of Charter School Education Corporation (for an unmerged school, this is the Charter School Name):

AMS

1. List all positions held on the education corporation board (e.g., president, treasurer, parent representative).

2. Is the trustee an employee of any school operated by the Education Corporation?
 Yes No

If **Yes**, for each school, please provide a description of the position(s) you hold, your responsibilities, your salary and your start date.

3. Is the trustee an employee or agent of the management company or institutional partner of the charter school(s) governed by the Education Corporation?
 Yes No

If **Yes**, for each school, please provide a description of the position(s) you hold, your responsibilities, your salary and your start date.

4. Identify each interest/transaction (and provide the requested information) that you or any of your immediate family members or any persons who live with you in your house have held or engaged in with the charter school(s) governed by the Education Corporation during the time you have served on the board, and in the six-month period prior to such service. If there has been no such financial interest or transaction, write **None**. Please note that if you answered **Yes** to Questions 2-4 above, you need not disclose again your employment status, salary, etc.

Date(s)	Nature of Financial Interest/Transaction	Steps taken to avoid a conflict of interest, (e.g., did not vote, did not participate in discussion)	Name of person holding interest or engaging in transaction and relationship to yourself

<i>None</i>	<i>Please write "None" if applicable. Do not leave this space blank.</i>		
-------------	--	--	--

5. Identify each individual, business, corporation, union association, firm, partnership, committee proprietorship, franchise holding company, joint stock company, business or real estate trust, non-profit organization, or other organization or group of people doing business with the school(s) governed by the Education Corporation and in which such entity, during the time of your tenure as a trustee, you and/or your immediate family member(s) or person(s) living in your house had a financial interest or other relationship. If you are a member, director, officer or employee of an organization formally partnered with the school(s) that is/are doing business with the school(s) through a management or services agreement, please identify only the name of the organization, your position in the organization, and the relationship between such organization and the school(s). If there was no financial interest, write **None**.

Organization conducting business with the school(s)	Nature of business conducted	Approximate value of the business conducted	Name of Trustee and/or immediate family member of household holding an interest in the organization conducting business with the school(s) and the nature of the interest	Steps Taken to Avoid Conflict of Interest
<i>Please write "None" if applicable. Do not leave this space blank.</i>				
<i>None</i>				

Stacy J. Mast
 Signature

7-19-2017
 Date

Please note that this document is considered a public record and as such, may be made available to members of the public upon request under the Freedom of Information Law. Personal contact information provided below will be redacted.


Business Telephone:

Business Address:

E-mail Address:

Home Telephone:

Home Address:





Entry 9 BOT Table

Created: 07/05/2017 • Last updated: 07/20/2017

(tab across or use scroll bar at bottom of table)

1. Current Board Member Information

	Trustee Name	Email Addresses	Position on the Board	Committee Affiliations	Voting Member Per By Laws? (Y/N)	Area of Expertise, and/or Additional Role at School (parent, staff member, etc.)	Number of Terms Served and Length of Each (Include election date and term expiration)	Number of Board Mtgs Attended during 2016-17?
1	Peter Cantillo	[REDACTED]	Trustee/Member		Yes	Business	1, 3 years (12/14/15-12/31/18)	10
2	Nancy Grossman	[REDACTED]	Chair/Board President		Yes	Higher Education, Arts	1, 3 Years (2/22/16-12/31/19)	12
3	Frederick Levy	[REDACTED]	Trustee/Member		Yes		1, 3 years (12/5/16-12/31/19)	5 or less
4	Carol "Lili" Lynton	[REDACTED]	Trustee/Member		Yes	Business	1, 3 Years (1/11/16-12/31/19)	10

5	Stacy Martin	[REDACTED]	Treasurer		Yes	Finance, Non Profit	1, 3 Years (5/18/15-12/31/18)	9
6	Michael Nathan	[REDACTED]	Trustee/Member		Yes		1, 3 Years (4/24/17-12/31/20)	5 or less
7	Selina Urbina	[REDACTED]	Trustee/Member		Yes	Legal, Non Profit	1, 3 Years (2/22/16-12/31/19)	9
8	Edna Vega	[REDACTED]	Trustee/Member		Yes	School Leader, ELLs	1, 3 Years (1/11/16-12/31/19)	6
9	Jindra Zitek	[REDACTED]	Trustee/Member		Yes	Finance	1, 3 Years (1/11/16-12/31/19)	9
10								
11								
12								
13								
14								
15								
16								
17								
18								
19								
20								

-
- 2. Total Number of Members on June 30, 2016** 9
- 3. Total Number of Members Joining the Board 2016-17 School Year** 2
- 4. Total Number of Members Departing the Board during the 2016-17 School Year** 2
- 5. Number of Voting Members 2016-17, as set by the by-laws, resolution or minutes** 9
- 6. Number of Board Meetings Conducted in the 2016-17 School Year** 12
- 7. Number of Board Meetings Scheduled for the [2017-18](#) School Year** 12

Thank you.



Entry 11 Enrollment and Retention of Special Populations

Created: 06/30/2017 • Last updated: 07/26/2017

Instructions for Reporting Enrollment and Retention Strategies

Describe the efforts the charter school has made in 2016 2017 toward meeting targets to attract and retain enrollment of students with disabilities, English language learners, and students who are economically disadvantaged. In addition, describe the school’s plans for meeting or making progress toward meeting its enrollment and retention targets in 2017 2018.

Recruitment/Attraction Efforts Toward Meeting Targets

	Describe Efforts Toward Meeting Recruitment Targets 2016 17)	Describe Plans Toward Meeting Recruitment Targets 2017 18)
Economically Disadvantaged	<p>To meet recruitment targets for 2016 2017, AMS continued their extensive outreach to community school district 10 and the surrounding districts to inform families and community members about the school and the admissions process. AMS continued to use known strategies that have been effective during past recruitment seasons, such as participating in the citywide and borough wide high school fairs hosted by the Department of Education in September, October and March; middle school outreach; direct mailing campaigns to over 17,000 eighth graders residing in the Bronx; and hosting of open houses. AMS has built relationships and conducted outreach to middle schools and key community based locations in community school district 10 and surrounding districts. AMS recruitment staff dropped off promotional materials and applications to over 30 middle schools throughout district 10 and near by districts. In dropping off materials, AMS continued to build relationships with middle schools that have typically referred students to AMS. All of these strategies allowed for a diverse enough pool of applicants that included students in special populations. Additionally, the school hosted information sessions and open houses to further inform families and the community about the school and the</p>	<p>To meet recruitment targets for 2017 2018, AMS executed some of the same strategies executed in the previous recruitment period. These were effective enough to increase the applicant pool to ensure that targets were met. Some of the broad strategies included participation in the citywide and borough high school fairs, direct blind mailing campaigns to over 18,000 8th grade students throughout the Bronx, and direct outreach to middle schools. AMS continued to use relationships built over the years with middle school staff and in the community to effectively recruit for 2017 2018.</p> <p>All of these strategies allowed for a diverse enough pool of applicants that included students in special populations. Additionally, the school hosted information sessions and open houses to further inform families and the community about the school and the admissions process. All information sessions and open houses included the dissemination of recruitment materials, enrollment applications, a question and answer period, a school tour, and individual consultation with families who are interested. These were</p>

admissions process. All information sessions and open houses included the dissemination of recruitment materials, enrollment applications, a question and answer period, a school tour and individual consultation with families who were interested. These were typically held at the school and were publicized widely through the dissemination of flyers and postcards to families as well as the school's webpage (<http://www.newvisions.org/AMS>) on the network's website which receives over 15,000 hits during the recruitment season. Families were also encouraged to visit the school to see classes in action and meet currently enrolled students.

typically held at the school and are publicized widely through the dissemination of flyers and postcards to families as well as the school's webpage (<http://www.newvisions.org/AMS>) on the network's website which receives over 15,000 hits during the recruitment season and is available in many languages through Google translate. Families were also encouraged to visit the school to see classes in action and meet currently enrolled students.

AMS, in conjunction with the New Visions network, took additional steps to attract English language learners (ELLs). AMS benefits from New Visions' extensive network of agencies and organizations that support and interact with these groups of students. Targeted and specific efforts were made to connect with strategic locations within community school district (CSD) 10, such as the various NYPL branches (Kingsbridge, Bronx Library Center, Francis Martin) and community centers (Mosholu Montefiore Community Center, Kingsbridge Heights Community Center, Davidson Community Center). Additionally, New Visions created a database of over 200 partner organizations that supports families throughout the Bronx and NYC, including organizations that provide social services to high need families such as those in the foster care and shelter systems, and connected with them via mailings to promote AMS applications and information about our recruitment process.

In order to reach out to families for whom English is not their primary language and students with IEPs, New Visions, collaborating with AMS, developed family friendly and accessible information regarding support services in place for AMS students. The brochure, Serving our Students: English Language Learners (ELLs) and students with Individualized Education Plans (IEP) or Section 504 plans is an example of this work. This brochure outlines the New Visions network guiding principles for supporting our

To ensure a large enough pool of ELL applicants, AMS executed additional strategies, along with help from the network to reach as many families as possible. Given the district preference, AMS did a lot of their outreach in district 10. This included visiting middle schools in district 10 and other key community based locations like NYPL and community centers. More importantly, our application continued to be available in nine languages (English, Spanish, Arabic, Urdu, Russian, Korean, Haitian Creole, French and Chinese) through the NYC Charter Center's Common Application to ensure that non English speaking families have access to apply to our school. The dedicated recruitment staff at AMS is also bilingual which facilitates conversations with families.

AMS continued to use the the brochure, Serving our Students: English Language Learners (ELLs) and students with Individualized Education Plans (IEP) or Section 504 plans as part of the their recruitment materials. This brochure outlines

English
Language
Learners

	<p>students and supports we have in place, such as bilingual electives, integrated co teaching model (ICT) and special education teacher support services (SETSS). This brochure has been translated into Spanish, French, and Haitian Creole to facilitate accessibility for families. AMS found the brochure particularly useful during outreach events such as citywide and borough high school fairs as it promoted conversation between school staff and prospective families of high need students. Also, our application was available in nine languages (English, Spanish, Arabic, Urdu, Russian, Korean, Haitian Creole, French and Chinese) through the NYC Charter Center’s Common Application to ensure that non English speaking families have access to apply to our school.</p>	<p>the New Visions network guiding principles for supporting our students and supports we have in place, such as bilingual electives, integrated co teaching model (ICT) and special education teacher support services (SETSS). This brochure has been translated into Spanish, French, and Haitian Creole to facilitate accessibility for families.</p>
<p>Students with Disabilities</p>	<p>As noted above, all of the recruitment strategies executed by AMS allowed for diverse enough pool of applicants that included students with disabilities. As an additional effort, all of the school’s promotional materials intentionally state that we are open to students with disabilities to encourage families to apply. As described above, in order to reach out to families for with students with IEPs, New Visions, collaborating with AMS, developed family friendly and accessible information regarding support services in place for AMS students. The brochure, Serving our Students: English Language Learners (ELLs) and students with Individualized Education Plans (IEP) or Section 504 plans is an example of this work. This brochure outlines the New Visions network guiding principles for supporting our students and supports we have in place, such as bilingual electives, integrated co teaching model (ICT) and special education teacher support services (SETSS). This brochure has been translated into Spanish, French, and Haitian Creole to facilitate accessibility for families.</p>	<p>As noted above, all of the recruitment strategies executed by AMS allowed for diverse enough pool of applicants that included students with disabilities. Additionally, whenever possible AMS special education staff attended recruitment events to speak with families directly. As an additional effort, all of the school’s promotional materials intentionally stated that we are open to students with disabilities to encourage families to apply. As described above, AMS continued to use the brochure Serving our Students: English Language Learners (ELLs) and students with Individualized Education Plans (IEP) or Section 504 plans because it allowed for an informed conversation with families.</p>

Retention Efforts Toward Meeting Targets

	<p>Describe Efforts Toward Meeting Retention Targets 2016 17)</p>	<p>Describe Plans Toward Meeting Retention Targets 2017 18)</p>

<p>Economically Disadvantaged</p>	<p>AMS employs multiple strategies and designs specific programmatic elements to ensure the success of targeted students. Part of our overall strategy is to ensure that all students, whether or not they have special needs, feel supported and thrive academically.</p>	<p>For the 17 18 school year, we will be implementing a more systematic approach to building relationships with students and staff and between students. Specifically we will be implementing a staff mentor system such that each staff member mentors 2 3 students that we identify as needing additional support. We will be leveraging our twice a month grade team time to keep our community accountable to this very important work as well as use it as a place to support one another. We also plan on having a group of upperclass students push into our 9th and 10th grade social studies classrooms. During these push ins our upper house students will facilitate small group discussions around issues students are facing in and out of school. We believe these processes will help continue to retain students who might be economically disadvantaged. Lastly, we will leverage our relationship with our in school health clinic to support all of our different students needs (therapy, dentist, doctor visits, physicals, etc.).</p>
	<p>As a commitment to retaining ELL students we work with families from the initial meeting at enrollment to ensure that families feel supported and comfortable and are aware of the services available to their students. At the time of enrollment, we distribute the Home Language Survey to gather information on the student, which then can be used to determine if a student should take the NYSESLAT and receive ENL services. We ensure that all correspondence is translated in Spanish and if needed, someone on staff is available to translate. If our staff members do not speak the language of the family, we typically use the DOE translation service line.</p> <p>In addition, AMS monitors students' English proficiency progress in day to day social and academic interactions using formal and informal assessments such as the WIDA Model or teacher created assessments. Beginner to low intermediate students receive ESL instruction and AMS supports them by providing a standalone ESL/ENL course, as well as integrated ESL/ENL in their content courses. This means that ELLs have</p>	<p>We will continue our plans from the previous year and will continue to work with our staff in incorporating teaching strategies that support ELL students, which we know</p>

an ELL teacher co teaching in one or more of their core content courses to support their understanding of the material. Furthermore, AMS educates high intermediate, advanced, and recently determined proficient ELLs by providing integrated ESL/ENL instruction in the content area classes in the courses most appropriate. AMS also offer Native Language Arts courses levels 1 3 for students whose native language is Spanish in order to develop the student's academic reading and writing skills in Spanish. This course is offered to both English Language Learners and the general population. Research has shown that efforts to develop literacy skills in students' native language will translate into aptitude with their second language literacy development. These services ensure that ELLs gain academic English language fluency as quickly as possible while developing the content knowledge and academic language required for success across the curriculum. While meeting the statutory requirements for educating ELLs, AMS provides its ELL students with equal access to the full and rich educational program provided to native English speakers.

Lastly, through results on the NYSESLAT, the school administration reviews students' academic progress and make adjustments to the supports for ELL students, which may include professional development in scaffolding content for ELLs.

As a commitment to retaining students with disabilities we work with families from the initial meeting at enrollment to ensure that families feel supported and comfortable and are aware of the services available to their students. For students with disabilities, we make the appropriate introductions to staff that will be supporting these areas and set up a time to review each student's IEP, as well as provide any assessments if necessary.

AMS has an assistant principal of special education and employs certified special education teachers to coordinate special education services and to provide special education support services. The school provides special education teacher support

benefits all students. Creating more visual representations, giving students time to process and think, allowing students to collaborate, allowing students to share their understanding in a format that taps into one of their strengths. On top of these strategies, we will continue to improve our ability to be inclusive with all of our community: students, staff, families, etc. by working on ensuring our communication processes allows access for all of our families and students.

At AMS we will continue our strategies from the previous year and we will build on it by increasing our focus on literacy across the content areas. Our special education team will be focusing on how to best support all of our students in making sense of text, both simple and complex as this has been an area that many of our students, especially our SWD population have struggled with. This

Students with Disabilities

services (SETSS) and integrated co teaching (ICT) services. SETSS provides supplemental instruction to support the participation of a special education student in the general education classroom. These services are designed for greatest flexibility so that students with IEPs can remain in the general education classroom and benefit from the combined expertise of both the general and special education teachers. In addition, there is one ICT section per grade level that is taught by the core content level teacher (ELA, math, social studies, science) working in conjunction with the grade level special education teacher. Additionally, to continue to support students with IEPs, AMS provides Wilson Literacy Intervention class.

Lastly, through formal quarterly progress reports, the special education teacher reviews students' academic progress and make adjustments to the supports for general education teachers, including professional development in appropriately accommodating and modifying curriculum and pedagogy to meet the needs of students with disabilities.

work will cut across all four core content areas and we will work to implement strategies that give access to all students. We are also adding a more focused reading intervention class for some of our students with disabilities, specifically we will be using the well known Wilson intervention. Lastly, we will continue to leverage our mandated counselor in supporting our students who struggle with managing their impulses by building this program directly into their schedule 2 3 times a week. We believe that by adding these more focused supports we will allow for us as a school community to support our students in a more thoughtful way and in return these students will feel more connected to our school community.



Entry 12 Classroom Teacher and Administrator Attrition

Last updated: 07/13/2017

Report changes in teacher and administrator staffing.

Instructions for completing the Classroom Teacher and Administrator Attrition Tables

Charter schools must complete the two tables named 2016-2017 Classroom Teacher and Administrator Attrition to report changes in teacher and administrator staffing in 2016-2017. Please provide the full time equivalent (FTE) of staff on June 30, 2016; the FTE for any departed staff from July 1, 2016 through June 30, 2017; the FTE for added staff from July 1, 2016 through June 30, 2017; and the FTE of staff added in newly created positions from July 1, 2016 through June 30, 2017 using the two tables provided.

Classroom Teacher Attrition Table

	FTE Classroom Teachers on June 30, 2016	FTE Classroom Teachers Departed 7/1/16 6/30/17	FTE Classroom Teachers Filling Vacant Positions 7/1/16 6/30/17	FTE Classroom Teachers Added in New Positions 7/1/16 6/30/17	FTE of Classroom Teachers on June 30, 2017
	38	15	13	0	36

Administrator Position Attrition Table

	FTE Administrative Positions on June 30, 2016	FTE Administrators Departed 7/1/16 6/30/17	FTE Administrators Filling Vacant Positions 7/1/16 6/30/17	FTE Administrators Added in New Positions 7/1/16 6/30/17	FTE Administrative Positions on June 30, 2017
	5	2	1	0	4

Thank you

New Visions Charter High Schools

2017-2018 School Calendar

School Start Date

Thursday, September 7th

180 Days Required by NYSED (September-June instructional days, Regents days, and PD days total 183 days)

September – June:

- 166 school days (165 instructional days)
- 13 Regents days (including rating days & RCT)
- 4 professional development days (September 6th, November 7th, January 29th, June 7th)
- Last day of school is June 26th

Trimester Instructional Days

- Trimester 1: 55 instructional days
- Trimester 2: 55 instructional days
- Trimester 3: 55 instructional days (note that June 26th does not count toward instructional seat time)

PSAT / SAT & ACT Testing Dates

PSAT: TBD

SAT: TBD

ACT: TBD

Additional Assessment Windows

Fall Performance Series Reading: TBD

Spring Performance Series Reading: TBD

NYSESLAT: TBD

Revised 5/1/17

Purple numbers in right corner indicate instructional days: 183 total (166 school days from September to June + 13 Regents days + 4 PD days). Note: NYSED requires 180 days per year. For credit purposes NYSED indicates 108 hours for unit (two credits) for full year=54 hours (or 3,240 minutes) = 1 credit per semester. New Visions Charter High School students earn 1 credit (3,240 minutes) per trimester.

July 2017

New Visions Charter High Schools

Sun	Mon	Tue	Wed	Thu	Fri	Sat
2	3	4 Holiday	5	6	7	8
9	10	11	12	13	14	15
16	17	18	19	20	21	22
23	24	25	26	27	28	29
30	31 New Teacher Report Date: ALL SCHOOLS					

Revised 5/1/17

Purple numbers in right corner indicate instructional days: 183 total (166 school days from September to June + 13 Regents days + 4 PD days). Note: NYSED requires 180 days per year. For credit purposes NYSED indicates 108 hours for unit (two credits) for full year=54 hours (or 3,240 minutes) = 1 credit per semester. New Visions Charter High School students earn 1 credit (3,240 minutes) per trimester.

August 2017

New Visions Charter High Schools

Sun	Mon	Tue	Wed	Thu	Fri	Sat
		1	2	3	4	5
6	7	8	9	10	11	12
13	14 Returning Teacher Report Date: ALL SCHOOLS	15	16 August Regents Exams	17 August Regents Exams	18	19
20	21	22	23	24	25	26
27	28	29	30	31		

Revised 5/1/17

Purple numbers in right corner indicate instructional days: 183 total (166 school days from September to June + 13 Regents days + 4 PD days). Note: NYSED requires 180 days per year. For credit purposes NYSED indicates 108 hours for unit (two credits) for full year=54 hours (or 3,240 minutes) = 1 credit per semester. New Visions Charter High School students earn 1 credit (3,240 minutes) per trimester.

September 2017

New Visions Charter High Schools

Sun	Mon	Tue	Wed	Thu	Fri	Sat
					1	2
3	4 Labor Day – No School	5 No School for Students	6 No School for Students Professional Development Day	7 First Day of School	8	9
10	11	12	13	14	15	16
17	18	19	20	21 Rosh Hashanah – No School	22 Rosh Hashanah – No School	23
24	25	26	27	28	29	30

Purple numbers in right corner indicate instructional days: 183 total (166 school days from September to June + 13 Regents days + 4 PD days). Note: NYSED requires 180 days per year. For credit purposes NYSED indicates 108 hours for unit (two credits) for full year=54 hours (or 3,240 minutes) = 1 credit per semester. New Visions Charter High School students earn 1 credit (3,240 minutes) per trimester.

October 2017

New Visions Charter High Schools

Sun	Mon	Tue	Wed	Thu	Fri	Sat
1	2	3	4 BEDS Day	5	6	7
	16	17	18	19	20	
8	9 Columbus Day – No School	10	11	12	13	14
	21	22	23	24		
15	16	17	18 Progress Reports (T1)	19	20	21
	25	26	27	28	29	
22	23	24	25	26	27	28
	30	31	32	33	34	
29	30	31				
	35	36				

Revised 5/1/17

Purple numbers in right corner indicate instructional days: 183 total (166 school days from September to June + 13 Regents days + 4 PD days). Note: NYSED requires 180 days per year. For credit purposes NYSED indicates 108 hours for unit (two credits) for full year=54 hours (or 3,240 minutes) = 1 credit per semester. New Visions Charter High School students earn 1 credit (3,240 minutes) per trimester.

November 2017

New Visions Charter High Schools

Sun	Mon	Tue	Wed	Thu	Fri	Sat
			1	2	3	4
			37	38	39	
5	6	7 Election Day – No School for Students Professional Development Day	8	9	10	11
		40	41	42	43	
12	13	14	15	16	17	18
		44	45	46	47	48
19	20	21	22	23 Thanksgiving – No School	24 Thanksgiving – No School	25
		49	50	51		
26	27	28	29	30 End of Trimester #1		
		52	53	54	55	

Revised 5/1/17

Purple numbers in right corner indicate instructional days: 183 total (166 school days from September to June + 13 Regents days + 4 PD days). Note: NYSED requires 180 days per year. For credit purposes NYSED indicates 108 hours for unit (two credits) for full year=54 hours (or 3,240 minutes) = 1 credit per semester. New Visions Charter High School students earn 1 credit (3,240 minutes) per trimester.

December 2017

New Visions Charter High Schools

Sun	Mon	Tue	Wed	Thu	Fri	Sat
					1 Beginning of Trimester #2	2
3	4	5	6	7	8	9
		2	3	4	5	6
10	11	12	13	14	15	16
		7	8	9	10	11
17	18 Report Cards (T1)	19	20	21	22	23
		12	13	14	15	16
24	25 Winter Break No School	26 Winter Break No School	27 Winter Break No School	28 Winter Break No School	29 Winter Break No School	30

Revised 5/1/17

Purple numbers in right corner indicate instructional days: 183 total (166 school days from September to June + 13 Regents days + 4 PD days). Note: NYSED requires 180 days per year. For credit purposes NYSED indicates 108 hours for unit (two credits) for full year=54 hours (or 3,240 minutes) = 1 credit per semester. New Visions Charter High School students earn 1 credit (3,240 minutes) per trimester.

January 2018

New Visions Charter High Schools

Sun	Mon	Tue	Wed	Thu	Fri	Sat
	1 Winter Break No School	2	3	4	5	6
		17	18	19	20	
7	8	9	10	11	12	13
	21	22	23	24	25	
14	15 Martin Luther King Jr. Day – No School	16	17 Progress Reports (T2)	18	19	20
		26	27	28	29	
21	22 Regents - TBD	23 Regents - TBD	24 Regents - TBD	25 Regents - TBD	26 Regents Rating Day	27
28	29 No School for Students Regents Scoring (if needed) Professional Development Day	30	31			
		30	31			

Revised 5/1/17

Purple numbers in right corner indicate instructional days: 183 total (166 school days from September to June + 13 Regents days + 4 PD days). Note: NYSED requires 180 days per year. For credit purposes NYSED indicates 108 hours for unit (two credits) for full year=54 hours (or 3,240 minutes) = 1 credit per semester. New Visions Charter High School students earn 1 credit (3,240 minutes) per trimester.

February 2018

New Visions Charter High Schools

Sun	Mon	Tue	Wed	Thu	Fri	Sat
				1	2	3
					32	33
4	5	6	7	8	9	10
	34	35	36	37	38	
11	12	13	14	15	16	17
	39	40	41	42	Lunar New Year – No School	
18	19	20	21	22	23	24
	President’s Day – No School	Mid-Winter Break – No School	Mid-Winter Break – No School	Mid-Winter Break – No School	Mid-Winter Break – No School	
25	26	27	28			
	43	44	45			

Revised 5/1/17

Purple numbers in right corner indicate instructional days: 183 total (166 school days from September to June + 13 Regents days + 4 PD days). Note: NYSED requires 180 days per year. For credit purposes NYSED indicates 108 hours for unit (two credits) for full year=54 hours (or 3,240 minutes) = 1 credit per semester. New Visions Charter High School students earn 1 credit (3,240 minutes) per trimester.

March 2018

New Visions Charter High Schools

March 2018						
New Visions Charter High Schools						
Sun	Mon	Tue	Wed	Thu	Fri	Sat
				1	2	3
4	5	6	7	8	9	10
11	12	13	14	15	16	17
18	19	20	21	22	23	24
25	26	27	28	29	30	31

Revised 5/1/17

Purple numbers in right corner indicate instructional days: 183 total (166 school days from September to June + 13 Regents days + 4 PD days). Note: NYSED requires 180 days per year. For credit purposes NYSED indicates 108 hours for unit (two credits) for full year=54 hours (or 3,240 minutes) = 1 credit per semester. New Visions Charter High School students earn 1 credit (3,240 minutes) per trimester.

April 2018

New Visions Charter High Schools

Sun	Mon	Tue	Wed	Thu	Fri	Sat
1	2 Spring Break – No School	3 Spring Break – No School	4 Spring Break – No School	5 Spring Break – No School	6 Spring Break – No School	7
8	9	10	11	12	13	14
	12	13	14	15	16	
15	16	17	18	19	20	21
	17	18	19	20	21	
22	23	24	25	26	27 Progress Reports (T3)	28
	22	23	24	25	26	
29	30					
	27					

Revised 5/1/17

Purple numbers in right corner indicate instructional days: 183 total (166 school days from September to June + 13 Regents days + 4 PD days). Note: NYSED requires 180 days per year. For credit purposes NYSED indicates 108 hours for unit (two credits) for full year=54 hours (or 3,240 minutes) = 1 credit per semester. New Visions Charter High School students earn 1 credit (3,240 minutes) per trimester.

May 2018

New Visions Charter High Schools

Sun	Mon	Tue	Wed	Thu	Fri	Sat
		1	2	3	4	5
			28	29	30	31
6	7	8	9	10	11	12
		32	33	34	35	36
13	14	15	16	17	18	19
		37	38	39	40	41
20	21	22	23	24	25	26
		42	43	44	45	46
27	28	29	30	31		
	Memorial Day – No School		47	48	49	

Revised 5/1/17

Purple numbers in right corner indicate instructional days: 183 total (166 school days from September to June + 13 Regents days + 4 PD days). Note: NYSED requires 180 days per year. For credit purposes NYSED indicates 108 hours for unit (two credits) for full year=54 hours (or 3,240 minutes) = 1 credit per semester. New Visions Charter High School students earn 1 credit (3,240 minutes) per trimester.

June 2018

New Visions Charter High Schools

Sun	Mon	Tue	Wed	Thu	Fri	Sat
					1	2
					50	
3	4	5	6	7	8	9
		51	52	53	54	
		No School for Students Professional Development Day				
10	11	12	13	14	15	16
		55	Regents - TBD	Regents - TBD	Eid al-Fitr – No School	
		Regents - TBD	Regents - TBD	Regents - TBD		
17	18	19	20	21	22	23
	Regents - TBD	Regents - TBD	Regents - TBD	Regents - TBD	No School for Students Regents Rating Day	
24	25	26	27	28	29	30
	No School for Students	Last Day of School for Students Report Cards (T3)	56		Last Day of School for Teachers	

Revised 5/1/17

Purple numbers in right corner indicate instructional days: 183 total (166 school days from September to June + 13 Regents days + 4 PD days). Note: NYSED requires 180 days per year. For credit purposes NYSED indicates 108 hours for unit (two credits) for full year=54 hours (or 3,240 minutes) = 1 credit per semester. New Visions Charter High School students earn 1 credit (3,240 minutes) per trimester.