



# Entry 1 School Information

Created: 06/19/2017 • Last updated: 07/31/2017

Please be advised that you will need to complete this cover page (including signatures) before all of the other tasks assigned to you by your authorizer are visible on your task page. While completing this task, please ensure that you select the correct authorizer (**as of June 30, 2017**) or you may not be assigned the correct tasks.

**a. SCHOOL NAME AND BEDS#** NEW VISIONS CHS FOR THE HUMANITIES (SUNY Trustees)

(Select name from the drop down menu)

**b. CHARTER AUTHORIZER** SUNY Authorized Charter School

(For technical reasons, please re select authorizer name from the drop down menu).

**c. DISTRICT / CSD OF LOCATION** NYC CSD 10

## d1. SCHOOL INFORMATION

	PRIMARY ADDRESS	PHONE NUMBER	FAX NUMBER	EMAIL ADDRESS
	99 Terrace View Bronx, NY 10463	██████████	██████████	

## d2. PHONE CONTACT NUMBER FOR AFTER HOURS EMERGENCIES

Contact Name	Kernit Patterson
Title	Director of School Operations
Emergency Phone Number (### ### ####)	██████████

**e. SCHOOL WEB ADDRESS (URL)** <http://www.newvisions.org/humanities>

**f. DATE OF INITIAL CHARTER** 12/2010

**g. DATE FIRST OPENED FOR INSTRUCTION** 08/2011

**i. TOTAL ENROLLMENT ON JUNE 30, 2017** 532

**j. GRADES SERVED IN SCHOOL YEAR 2016-17**

Check all that apply

Grades Served	9, 10, 11, 12
---------------	---------------

**k1. DOES THE SCHOOL CONTRACT WITH A CHARTER OR EDUCATIONAL MANAGEMENT ORGANIZATION?** No


**11. FACILITIES**

Does the school maintain or operate multiple sites?

No, just one site.
--------------------

**12. SCHOOL SITES**

Please list the sites where the school will operate for the upcoming school year.

	Physical Address	Phone Number	District/CSD	Grades Served at Site	School at Full Capacity at Site	Facilities Agreement
Site 1 (same as primary site)	99 Terrace View Avenue Bronx, NY 10463		CSD 10	9, 10, 11, 12	Yes	DOE space
Site 2						
Site 3						

**I2a. Please provide the contact information for Site 1.**

	Name	Work Phone	Alternate Phone	Email Address
School Leader	Magaly Hicks	[REDACTED]	[REDACTED]	[REDACTED]
Operational Leader	Kermit Patterson	[REDACTED]	[REDACTED]	[REDACTED]
Compliance Contact	Matt Gill	[REDACTED]	[REDACTED]	[REDACTED]
Complaint Contact	Lori Mei	[REDACTED]	[REDACTED]	[REDACTED]

**m1. Is the school or are the school sites co-located?** Yes

**m2. Please list the terms of your current co-location.**

	Date school will leave current co location	Is school working with NYCDOE to expand into current space?	If so, list year expansion will occur.	Is school working with NYCDOE to move to separate space?	If so, list the proposed space and year planned for move	School at Full Capacity at Site
Site 1 (primary site)	No plans to leave current co location space	No		No		Yes
Site 2						
Site 3						

**n1. Were there any revisions to the school's charter during the 2016-17 school year? (Please include approved or pending material and non-material charter revisions).** No


**o. Name and Position of Individual(s) Who Completed the 2016-17 Annual Report.**

Lori Mei, Managing Director of Charter Operations and School Development, Matthew Gill, Deputy Director of Charter Operations, Melissa Marcus, Charter Accountability Facilitator, Magaly Hicks, Principal

**p. Our signatures below attest that all of the information contained herein is truthful and accurate and that this charter school is in compliance with all aspects of its charter, and with all pertinent Federal, State, and local laws, regulations, and rules. We understand that if any information in any part of this report is found to have been deliberately misrepresented, that will constitute grounds for the revocation of our charter. Check **YES** if you agree and then use the mouse on your PC or the stylist on your mobile device to sign your name).**

Yes

**Signature, Head of Charter School**

A handwritten signature in black ink that reads "Magaly Hicks". The signature is written in a cursive style with a long horizontal line extending to the right.

**Signature, President of the Board of Trustees**

A handwritten signature in black ink that reads "Lori Mei". The signature is written in a cursive style.

**Date**

2017/06/30

**Thank you.**



# Entry 2 NYS School Report Card Link

Last updated: 06/28/2017

---

## 1. NEW YORK STATE REPORT CARD

<https://data.nysed.gov/reportcard.php?year=2016&instid=800000070186>

**Provide a direct URL or web link to the most recent New York State School Report Card for the charter school (See <https://reportcards.nysed.gov/>).**

(Charter schools completing year one will not yet have a School Report Card or link to one. Please type "URL is not available" in the space provided).



# Entry 4 Expenditures per Child

Last updated: 07/26/2017

## Financial Information

This information is required of ALL charter schools. Provide the following measures of fiscal performance of the charter school in Appendix B (Total Expenditures and Administrative Expenditures Per Child):

### 1. Total Expenditures Per Child

To calculate '**Total Expenditures per Child**' take total expenditures (from the unaudited 2016-17 Schedule of Functional Expenses) and divide by the year end FTE student enrollment. (Integers Only. No dollar signs or commas).

**Note:** The information on the Schedule of Functional Expenses on pages 41-43 of the Audit Guide can help schools locate the amounts to use in the two per pupil calculations: <http://www.p12.nysed.gov/psc/AuditGuide.html>

Line 1: Total Expenditures	8394169
Line 2: Year End FTE student enrollment	532
Line 3: Divide Line 1 by Line 2	15779

## 2. Administrative Expenditures per Child

To calculate **'Administrative Expenditures per Child'** To calculate "Administrative Expenditures per Child" first *add* together the following:

1. Take the relevant portion from the 'personnel services cost' row and the 'management and general' column (from the unaudited 2016 17 Schedule of Functional Expenses)
2. Any contracted administrative/management fee paid to other organizations or corporations
3. Take the total from above and divide it by the year end FTE enrollment. The relevant portion that must be included in this calculation is defined as follows:

Administrative Expenditures: Administration and management of the charter school includes the activities and personnel of the offices of the chief school officer, the finance or business offices, school operations personnel, data management and reporting, human resources, technology, etc. It also includes those administrative and management services provided by other organizations or corporations on behalf of the charter school for which the charter school pays a fee or other compensation. Do not include the FTE of personnel whose role is to directly support the instructional program.

**Notes:**  
***The information on the Schedule of Functional Expenses on pages 41-43 of the Audit Guide can help schools locate the amounts to use in the two per pupil calculations:***  
**<http://www.p12.nysed.gov/psc/AuditGuide.html>.**  
**Employee benefit costs or expenditures should not be reported in the above calculations.**

Line 1: Relevant Personnel Services Cost (Row)	626719
Line 2: Management and General Cost (Column)	61913
Line 3: Sum of Line 1 and Line 2	688632
Line 5: Divide Line 3 by the Year End FTE student enrollment	1294

***Thank you.***



**GENERAL INSTRUCTIONS FOR  
ANNUAL BUDGET/QUARTERLY REPORT**

**TEMPLATE TABS**

**1- GRAY tab contains the Instructions**




<a href="#">Instructions</a>	Provides description of tabs and input requirements.
<a href="#">Funding by District</a>	Charter School Tuition Rates

**2- BLUE tabs require input of information**

<a href="#">1.) Name of School</a>	>Select school name from list. >Enter contact information.
<a href="#">2.) Enrollment</a>	Enter enrollment information for Annual Budget (& Revisions) and Quarterly Actuals. Includes: >Enrollment by Grade >Enrollment by District
<a href="#">3.) Staffing Plan</a>	Enter staffing plan information for Annual Budget (& Revisions) and Quarterly Actuals. Includes: >Full Time Equivalent (FTE), by Position Category, By Quarter
<a href="#">4.) Yearly Budget</a>	Enter Yearly Budget information. Includes: >"Pior Year" column may be completed based upon preliminary data, and adjusted with Annual Audited data when the Quarter 2 Actuals are being submitted. (Note: Quarterly Revenue allocation may be set) >Budgeted Enrollment data and Per Pupil Revenue for the current year are populated based upon input on tab "2.) Enrollment." >Budgeted FTE for current year is populated based upon input on tab "3.) Staffing Plan." >All other sources of revenue >All expenses >Budget Revisions, as necessary and <i>approved</i> by the school's Board of Directors, should be submitted when submitting Quarterly Actuals
<a href="#">5.) Balance Sheet</a>	Enter Balance Sheet information for EdCorps. Separate schools merged into a primary EdCorp should NOT use this tab. >"Pior Year" column may be completed based upon preliminary data, and adjusted with Annual Audited data when the Quarter 2 Actuals are being submitted.

<a href="#">6.) Quarterly Report</a>	Enter Actual Quarterly Report information . Includes: >Actual Enrollment data and Per Pupil Revenue for the current year are populated based upon input on tab "2.) Enrollment." >Actual FTE for current year is populated based upon input on tab "3.) Staffing Plan." >All other sources of revenue >All expenses
<a href="#">7.) Annual Report Requirement</a>	Complete when submitting Actual Quarter 4.

**CELL COLORS & GUIDANCE COMMENTS**

-  = Enter information into the light BLUE shaded cells.
-  = Cells labeled in ORANGE containe guidance regarding the input of information.
-  = Cells containing RED triangles in the upper right corner contain "guidance comments" on that particular line item. Please "mouse-over" the triangle to reveal each comment.

**Charter Funding Alphabetical By NYS School District  
\* (Sum of Charter School Basic Tuition and Supplemental Basic Tuition)**



**ANNUAL BUDGET & QUARTERLY REPORT TEMPLATE**

**New Visions Charter High School for the Humanities**

**SCHOOL**

<b>Name:</b>	New Visions Charter High School for the Humanities
--------------	--

**CONTACT INFORMATION**

<b>Contact Name:</b>	Cynthia Rietscha
<b>Contact Title:</b>	Chief Operating Officer
<b>Contact Email:</b>	[REDACTED]
<b>Contact Phone:</b>	[REDACTED]

**REPORT PERIOD**

<b>Current Academic Year:</b>	2017-18
<b>Prior Academic Year:</b>	2016-17









**S CHARTER HIGH SCHOOL FOR  
2017-18**

**NEW VISIONS CHARTER HIGH SCHOOL FOR THE HUMANITIES  
2017-18**

**PLAN - FULL TIME EQUIVALENT**

**STAFFING PLAN - FULL TIME EQUIVALENT ("FTE")**

**\*NOTE:** Enter the number of FTE positions in the "blue" cells.

**\*NOTE:** If there are NO budget revisions at the time of quarterly submittal leave the 'REVISED' Column(s) COMPLETELY BLANK.

ADMINISTRATIVE PERSONNEL FTE	ADMINISTRATIVE PERSONNEL FTE	PRIOR YEAR
		2016-17
		ACTUAL
Executive Management	Executive Management	1.0
Instructional Management	Instructional Management	4.0
Deans, Directors & Coordinators	Deans, Directors & Coordinators	9.0
CFO / Director of Finance	CFO / Director of Finance	1.0
Operation / Business Manager	Operation / Business Manager	4.0
Administrative Staff	Administrative Staff	6.0
<b>TOTAL ADMINISTRATIVE STAFF</b>	<b>TOTAL ADMINISTRATIVE STAFF</b>	<b>25.0</b>

ANNUAL BUDGETED FTE							
Q1		Q2		Q3		Q4	
Original	Revised	Original	Revised	Original	Revised	Original	Revised
1.0		1.0		1.0		1.0	
5.0		5.0		5.0		5.0	
9.0		9.0		9.0		9.0	
1.0		1.0		1.0		1.0	
6.0		6.0		6.0		6.0	
4.0		4.0		4.0		4.0	
26.0	0.0	26.0	0.0	26.0	0.0	26.0	0.0

INSTRUCTIONAL PERSONNEL FTE	INSTRUCTIONAL PERSONNEL FTE	PRIOR YEAR
		2016-17
		ACTUAL
Teachers - Regular	Teachers - Regular	23.0
Teachers - SPED	Teachers - SPED	9.0
Substitute Teachers	Substitute Teachers	
Teaching Assistants	Teaching Assistants	
Specialty Teachers	Specialty Teachers	13.0
Aides	Aides	
Therapists & Counselors	Therapists & Counselors	6.0
Other	Other	
<b>TOTAL INSTRUCTIONAL</b>	<b>TOTAL INSTRUCTIONAL</b>	<b>51.0</b>

ANNUAL BUDGETED FTE							
Q1		Q2		Q3		Q4	
Original	Revised	Original	Revised	Original	Revised	Original	Revised
20.0		20.0		20.0		20.0	
6.0		6.0		6.0		6.0	
2.0		2.0		2.0		2.0	
16.0		16.0		16.0		16.0	
6.0		6.0		6.0		6.0	
50.0	0.0	50.0	0.0	50.0	0.0	50.0	0.0

NON-INSTRUCTIONAL PERSONNEL FTE	NON-INSTRUCTIONAL PERSONNEL FTE	PRIOR YEAR
		2016-17
		ACTUAL
Nurse	Nurse	
Librarian	Librarian	
Custodian	Custodian	
Security	Security	
Other	Other	
<b>TOTAL NON-INSTRUCTIONAL</b>	<b>TOTAL NON-INSTRUCTIONAL</b>	<b>0.0</b>

ANNUAL BUDGETED FTE							
Q1		Q2		Q3		Q4	
Original	Revised	Original	Revised	Original	Revised	Original	Revised
0.0	0.0	0.0	0.0	0.0	0.0	0.0	0.0

<b>TOTAL PERSONNEL SERVICE FTE</b>	<b>TOTAL PERSONNEL SERVICE FTE</b>	<b>76.0</b>
------------------------------------	------------------------------------	-------------

76.0	0.0	76.0	0.0	76.0	0.0	76.0	0.0
------	-----	------	-----	------	-----	------	-----

**S CHARTER HIGH SCHOOL FOR  
2017-18**

**PLAN - FULL TIME EQUIVALENT**

**\*NOTE:** Enter the number of FTE positions in the "blue" cells. *Should be input.*

**\*NOTE:** State the assumptions that are being made for personnel FTE levels.

<b>ADMINISTRATIVE PERSONNEL FTE</b>		<b>Description of Assumptions</b>
	<b>Q4</b>	
	<b>Actual</b>	
Executive Management		
Instructional Management		
Deans, Directors & Coordinators		
CFO / Director of Finance		
Operation / Business Manager		
Administrative Staff		
<b>TOTAL ADMINISTRATIVE STAFF</b>	0.0	

<b>INSTRUCTIONAL PERSONNEL FTE</b>		<b>Description of Assumptions</b>
	<b>Q4</b>	
	<b>Actual</b>	
Teachers - Regular		
Teachers - SPED		
Substitute Teachers		
Teaching Assistants		
Specialty Teachers		
Aides		
Therapists & Counselors		
Other		
<b>TOTAL INSTRUCTIONAL</b>	0.0	

<b>NON-INSTRUCTIONAL PERSONNEL FTE</b>		<b>Description of Assumptions</b>
	<b>Q4</b>	
	<b>Actual</b>	
Nurse		
Librarian		
Custodian		
Security		
Other		
<b>TOTAL NON-INSTRUCTIONAL</b>	0.0	

<b>TOTAL PERSONNEL SERVICE FTE</b>	0.0	
------------------------------------	-----	--



NEW VISIONS CHARTER HIGH SCHOOL FOR THE HUMANITIES								
Budget / Operating Plan								
2017-18								
	8,808,563	3,102,965	-	-	3,278,654	-	-	1,608,525
Total Revenue								
Total Expenses								
Net Income								
Actual Student Enrollment								
	Prior Year Actual	1st Quarter - 7/1 - 9/30			2nd Quarter - 10/1 - 12/31			3rd Q
	2016-17	Original	Revised	Variance	Original	Revised	Variance	Original
	Revenue Per Pupil	Budget	Budget		Budget	Budget		Budget
Charter School Program (CSP) Planning & Implementation				-			-	
Other				-			-	
Other				-			-	
TOTAL REVENUE FROM FEDERAL SOURCES	215,092	-	-	-	175,689	-	-	57,043
<b>LOCAL and OTHER REVENUE</b>								
Contributions and Donations				-			-	
Fundraising				-			-	
Erate Reimbursement				-			-	
Earnings on Investments				-			-	
Interest Income				-			-	
Food Service (Income from meals)				-			-	
Text Book				-			-	
OTHER	57,811			-			-	
TOTAL REVENUE FROM LOCAL and OTHER SOURCES	57,811	-	-	-	-	-	-	-
<b>TOTAL REVENUE</b>	<b>8,808,563</b>	<b>3,102,965</b>	<b>-</b>	<b>-</b>	<b>3,278,654</b>	<b>-</b>	<b>-</b>	<b>1,608,525</b>

**NEW VISIONS CHARTER HIGH SCHOOL FOR THE HUMANITIES**  
**Budget / Operating Plan**  
**2017-18**

<b>Total Revenue</b>	<b>8,808,563</b>	<b>3,102,965</b>	-	-	<b>3,278,654</b>	-	-	<b>1,608,525</b>
<b>Total Expenses</b>	<b>8,362,092</b>	<b>2,514,361</b>	-	-	<b>2,297,838</b>	-	-	<b>2,233,803</b>
<b>Net Income</b>	<b>446,472</b>	<b>588,603</b>	-	-	<b>980,816</b>	-	-	<b>(625,277)</b>
<b>Actual Student Enrollment</b>	<b>535</b>	<b>560</b>	-	-	<b>560</b>	-	-	<b>560</b>
	<b>Prior Year Actual</b>	<b>1st Quarter - 7/1 - 9/30</b>			<b>2nd Quarter - 10/1 - 12/31</b>			<b>3rd Q</b>
	<b>2016-17</b>	<b>Original</b>	<b>Revised</b>		<b>Original</b>	<b>Revised</b>		<b>Original</b>
	<b>Revenue Per Pupil</b>	<b>Budget</b>	<b>Budget</b>	<b>Variance</b>	<b>Budget</b>	<b>Budget</b>	<b>Variance</b>	<b>Budget</b>

**EXPENSES**

<b>ADMINISTRATIVE STAFF PERSONNEL COSTS</b>		Avg. No. of Positions							
Executive Management		1.00	156,905	40,549		-	40,549		40,549
Instructional Management		5.00	455,906	144,691		-	144,691		144,691
Deans, Directors & Coordinators		9.00	374,659	99,978		-	99,978		99,978
CFO / Director of Finance		1.00	124,842	28,325		-	28,325		28,325
Operation / Business Manager		6.00	245,825	63,230		-	63,230		63,230
Administrative Staff		4.00	216,826	67,983		-	67,983		67,983
<b>TOTAL ADMINISTRATIVE STAFF</b>		<b>26.00</b>	<b>1,574,963</b>	<b>444,755</b>		<b>-</b>	<b>444,755</b>		<b>444,755</b>
<b>INSTRUCTIONAL PERSONNEL COSTS</b>									
Teachers - Regular		20.00	1,539,363	438,306		-	438,306		438,306
Teachers - SPED		6.00	585,320	34,464		-	75,581		75,581
Substitute Teachers		-				-			
Teaching Assistants		2.00		16,480		-	18,540		18,540
Specialty Teachers		16.00	876,244	251,746		-	251,746		251,746
Aides		-				-			
Therapists & Counselors		6.00	394,226	103,229		-	103,229		103,229
Other		-	-	-		-	-		-
<b>TOTAL INSTRUCTIONAL</b>		<b>50.00</b>	<b>3,395,154</b>	<b>844,224</b>		<b>-</b>	<b>887,402</b>		<b>887,402</b>
<b>NON-INSTRUCTIONAL PERSONNEL COSTS</b>									
Nurse		-				-			-
Librarian		-				-			-
Custodian		-				-			-
Security		-				-			-
Other		-	-	-		-	-		-
<b>TOTAL NON-INSTRUCTIONAL</b>		<b>-</b>	<b>-</b>	<b>-</b>		<b>-</b>	<b>-</b>		<b>-</b>
<b>SUBTOTAL PERSONNEL SERVICE COSTS</b>		<b>76.00</b>	<b>4,970,117</b>	<b>1,288,980</b>		<b>-</b>	<b>1,332,157</b>		<b>1,332,157</b>
<b>PAYROLL TAXES AND BENEFITS</b>									
Payroll Taxes			400,949	138,892		-	139,118		139,118
Fringe / Employee Benefits			588,328	176,050		-	176,338		176,338

		NEW VISIONS CHARTER HIGH SCHOOL FOR THE HUMANITIES Budget / Operating Plan 2017-18							
<b>Total Revenue</b>		<b>8,808,563</b>	<b>3,102,965</b>	-	-	<b>3,278,654</b>	-	-	<b>1,608,525</b>
<b>Total Expenses</b>		<b>8,362,092</b>	<b>2,514,361</b>	-	-	<b>2,297,838</b>	-	-	<b>2,233,803</b>
<b>Net Income</b>		<b>446,472</b>	<b>588,603</b>	-	-	<b>980,816</b>	-	-	<b>(625,277)</b>
<b>Actual Student Enrollment</b>		<b>535</b>	<b>560</b>	-	-	<b>560</b>	-	-	<b>560</b>
		<b>Prior Year Actual</b>	<b>1st Quarter - 7/1 - 9/30</b>			<b>2nd Quarter - 10/1 - 12/31</b>			<b>3rd Q</b>
		<b>2016-17</b>	<b>Original</b>	<b>Revised</b>		<b>Original</b>	<b>Revised</b>		<b>Original</b>
		<b>Revenue Per Pupil</b>	<b>Budget</b>	<b>Budget</b>	<b>Variance</b>	<b>Budget</b>	<b>Budget</b>	<b>Variance</b>	<b>Budget</b>
Retirement / Pension		<u>245,190</u>	<u>88,789</u>		-	<u>88,934</u>		-	<u>88,934</u>
TOTAL PAYROLL TAXES AND BENEFITS		1,234,467	403,732	-	-	404,390	-	-	404,390
<b>TOTAL PERSONNEL SERVICE COSTS</b>		6,204,584	1,692,711	-	-	1,736,547	-	-	1,736,547
<b>CONTRACTED SERVICES</b>									
Accounting / Audit		20,064	-		-	15,000		-	3,000
Legal		23,117	5,000		-	7,000		-	6,000
Management Company Fee		601,464	248,307		-	262,362		-	128,721
Nurse Services		-	-		-			-	
Food Service / School Lunch		5,269	3,529		-	10,587		-	10,587
Payroll Services		15,321	5,833		-	5,833		-	5,833
Special Ed Services		-			-			-	
Titlement Services (i.e. Title I)		-			-			-	
Other Purchased / Professional / Consulting		<u>298,908</u>	<u>39,400</u>		-	<u>65,900</u>		-	<u>79,400</u>
<b>TOTAL CONTRACTED SERVICES</b>		964,143	302,069	-	-	366,682	-	-	233,541

**NEW VISIONS CHARTER HIGH SCHOOL FOR THE HUMANITIES**  
**Budget / Operating Plan**  
**2017-18**

<b>Total Revenue</b>	<b>8,808,563</b>	<b>3,102,965</b>	-	-	<b>3,278,654</b>	-	-	<b>1,608,525</b>
<b>Total Expenses</b>	<b>8,362,092</b>	<b>2,514,361</b>	-	-	<b>2,297,838</b>	-	-	<b>2,233,803</b>
<b>Net Income</b>	<b>446,472</b>	<b>588,603</b>	-	-	<b>980,816</b>	-	-	<b>(625,277)</b>
<b>Actual Student Enrollment</b>	<b>535</b>	<b>560</b>	-	-	<b>560</b>	-	-	<b>560</b>

	Prior Year Actual 2016-17 Revenue Per Pupil	1st Quarter - 7/1 - 9/30			2nd Quarter - 10/1 - 12/31			3rd Q
		Original Budget	Revised Budget	Variance	Original Budget	Revised Budget	Variance	Original Budget

**SCHOOL OPERATIONS**

Board Expenses	-			-			-	
Classroom / Teaching Supplies & Materials	146,609	27,500		-	27,500		-	37,500
Special Ed Supplies & Materials	-			-			-	
Textbooks / Workbooks	6,395	10,000		-	1,018		-	5,000
Supplies & Materials other	46,109	12,500		-	10,000		-	12,500
Equipment / Furniture	76,095	22,500		-	22,500		-	22,500
Telephone	56,168	10,290		-	10,290		-	10,290
Technology	175,292	97,500		-	40,000		-	35,000
Student Testing & Assessment	13,922			-	5,000		-	20,000
Field Trips	87,204	10,000		-	15,000		-	50,000
Transportation (student)	78,278	15,000		-	7,500		-	15,000
Student Services - other	152,367	20,000		-	15,000		-	10,000
Office Expense	25,141	6,451		-	12,451		-	13,451
Staff Development	13,607	4,360		-	5,000		-	5,000
Staff Recruitment	334	1,000		-			-	
Student Recruitment / Marketing	8,895	4,000		-			-	4,000
School Meals / Lunch	99,636	11,500		-	20,000		-	16,124
Travel (Staff)	6,066	475		-	475		-	475
Fundraising	-			-			-	
Other	20,197	7,875		-	2,875		-	6,875
<b>TOTAL SCHOOL OPERATIONS</b>	<b>1,012,315</b>	<b>260,951</b>		-	<b>194,609</b>		-	<b>263,715</b>

**FACILITY OPERATION & MAINTENANCE**

Insurance	49,641	51,130		-			-	
Janitorial				-			-	
Building and Land Rent / Lease / Facility Finance Interest	1,450	22,500		-			-	
Repairs & Maintenance	12,372	25,000		-			-	
Equipment / Furniture	34,399	50,000		-			-	
Security				-			-	
Utilities				-			-	
<b>TOTAL FACILITY OPERATION &amp; MAINTENANCE</b>	<b>97,862</b>	<b>148,630</b>		-			-	

**DEPRECIATION & AMORTIZATION**

	83,188	110,000		-			-	
--	--------	---------	--	---	--	--	---	--

**RESERVES / CONTINGENCY**

	-	-		-			-	
--	---	---	--	---	--	--	---	--

<b>NEW VISIONS CHARTER HIGH SCHOOL FOR THE HUMANITIES</b>										
<b>Budget / Operating Plan</b>										
<b>2017-18</b>										
<b>Total Revenue</b>	<b>8,808,563</b>	<b>3,102,965</b>	<b>-</b>	<b>-</b>	<b>3,278,654</b>	<b>-</b>	<b>-</b>	<b>1,608,525</b>		
<b>Total Expenses</b>	<b>8,362,092</b>	<b>2,514,361</b>	<b>-</b>	<b>-</b>	<b>2,297,838</b>	<b>-</b>	<b>-</b>	<b>2,233,803</b>		
<b>Net Income</b>	<b>446,472</b>	<b>588,603</b>	<b>-</b>	<b>-</b>	<b>980,816</b>	<b>-</b>	<b>-</b>	<b>(625,277)</b>		
<b>Actual Student Enrollment</b>	<b>535</b>	<b>560</b>	<b>-</b>	<b>-</b>	<b>560</b>	<b>-</b>	<b>-</b>	<b>560</b>		
	<b>Prior Year Actual</b>	<b>1st Quarter - 7/1 - 9/30</b>			<b>2nd Quarter - 10/1 - 12/31</b>			<b>3rd C</b>		
	<b>2016-17</b>	<b>Original</b>	<b>Revised</b>		<b>Original</b>	<b>Revised</b>		<b>Original</b>		
	<b>Revenue Per Pupil</b>	<b>Budget</b>	<b>Budget</b>	<b>Variance</b>	<b>Budget</b>	<b>Budget</b>	<b>Variance</b>	<b>Budget</b>		
<b>TOTAL EXPENSES</b>	<b>8,362,092</b>	<b>2,514,361</b>	<b>-</b>	<b>-</b>	<b>2,297,838</b>	<b>-</b>	<b>-</b>	<b>2,233,803</b>		
<b>NET INCOME</b>	<b>446,472</b>	<b>588,603</b>	<b>-</b>	<b>-</b>	<b>980,816</b>	<b>-</b>	<b>-</b>	<b>(625,277)</b>		

		NEW VISIONS CHARTER HIGH SCHOOL FOR THE HUMANITIES Budget / Operating Plan 2017-18							
Total Revenue	8,808,563	3,102,965	-	-	3,278,654	-	-	1,608,525	
Total Expenses	8,362,092	2,514,361	-	-	2,297,838	-	-	2,233,803	
Net Income	446,472	588,603	-	-	980,816	-	-	(625,277)	
Actual Student Enrollment	535	560	-	-	560	-	-	560	
	Prior Year Actual 2016-17 Revenue Per Pupil	1st Quarter - 7/1 - 9/30			2nd Quarter - 10/1 - 12/31			3rd Q	
		Original Budget	Revised Budget	Variance	Original Budget	Revised Budget	Variance	Original Budget	
<b>ENROLLMENT - *School Districts Are Linked To Above Entries*</b>									
Number of Districts:	1	1	-	-	1	-	-	1	
NYC CHANCELLOR'S OFFICE	535	560	-	-	560	-	-	560	
-	-	-	-	-	-	-	-	-	
-	-	-	-	-	-	-	-	-	
-	-	-	-	-	-	-	-	-	
-	-	-	-	-	-	-	-	-	
-	-	-	-	-	-	-	-	-	
-	-	-	-	-	-	-	-	-	
-	-	-	-	-	-	-	-	-	
-	-	-	-	-	-	-	-	-	
-	-	-	-	-	-	-	-	-	
-	-	-	-	-	-	-	-	-	
-	-	-	-	-	-	-	-	-	
-	-	-	-	-	-	-	-	-	
-	-	-	-	-	-	-	-	-	
-	-	-	-	-	-	-	-	-	
-	-	-	-	-	-	-	-	-	
-	-	-	-	-	-	-	-	-	
ALL OTHER School Districts: ( Weighted Avg )	-	-	-	-	-	-	-	-	
<b>TOTAL ENROLLMENT</b>	<b>535</b>	<b>560</b>	-	-	<b>560</b>	-	-	<b>560</b>	
<b>REVENUE PER PUPIL</b>	<b>16,471</b>	<b>5,541</b>	-	-	<b>5,855</b>	-	-	<b>2,872</b>	
<b>EXPENSES PER PUPIL</b>	<b>15,636</b>	<b>4,490</b>	-	-	<b>4,103</b>	-	-	<b>3,989</b>	



<b>Total Revenue</b>	-	-	<b>1,769,618</b>	-	-
<b>Total Expenses</b>	-	-	<b>2,427,512</b>	-	-
<b>Net Income</b>	-	-	<b>(657,893)</b>	-	-
<b>Actual Student Enrollment</b>	-	-	<b>560</b>	-	-
	<b>Quarter - 1/1 - 3/31</b>		<b>4th Quarter - 4/1 - 6/30</b>		
	<b>Revised Budget</b>	<b>Variance</b>	<b>Original Budget</b>	<b>Revised Budget</b>	<b>Variance</b>
Charter School Program (CSP) Planning & Implementation		-			-
Other		-			-
Other		=			=
<b>TOTAL REVENUE FROM FEDERAL SOURCES</b>	-	-	171,081	-	-
<b>LOCAL and OTHER REVENUE</b>					
Contributions and Donations		-			-
Fundraising		-			-
Erate Reimbursement		-			-
Earnings on Investments		-			-
Interest Income		-			-
Food Service (Income from meals)		-			-
Text Book		-			-
OTHER		=			=
<b>TOTAL REVENUE FROM LOCAL and OTHER SOURCES</b>	-	-	-	-	-
<b>TOTAL REVENUE</b>	-	-	<b>1,769,618</b>	-	-

<b>Total Revenue</b>		-	-	<b>1,769,618</b>	-
<b>Total Expenses</b>		-	-	<b>2,427,512</b>	-
<b>Net Income</b>		-	-	<b>(657,893)</b>	-
<b>Actual Student Enrollment</b>		-	-	<b>560</b>	-
		<b>Quarter - 1/1 - 3/31</b>		<b>4th Quarter - 4/1 - 6/30</b>	
		<b>Revised</b>		<b>Original</b>	<b>Revised</b>
		<b>Budget</b>	<b>Variance</b>	<b>Budget</b>	<b>Budget</b>
					<b>Variance</b>
<b>EXPENSES</b>					
<b>ADMINISTRATIVE STAFF PERSONNEL COSTS</b>		Avg. No. of Positions			
Executive Management	1.00		-	40,549	-
Instructional Management	5.00		-	144,691	-
Deans, Directors & Coordinators	9.00		-	99,978	-
CFO / Director of Finance	1.00		-	28,325	-
Operation / Business Manager	6.00		-	63,230	-
Administrative Staff	4.00		-	67,983	-
<b>TOTAL ADMINISTRATIVE STAFF</b>	<b>26.00</b>	-	-	<b>444,755</b>	-
<b>INSTRUCTIONAL PERSONNEL COSTS</b>					
Teachers - Regular	20.00		-	438,306	-
Teachers - SPED	6.00		-	75,581	-
Substitute Teachers	-		-	-	-
Teaching Assistants	2.00		-	18,540	-
Specialty Teachers	16.00		-	251,746	-
Aides	-		-	-	-
Therapists & Counselors	6.00		-	103,229	-
Other	-		-	-	-
<b>TOTAL INSTRUCTIONAL</b>	<b>50.00</b>	-	-	<b>887,402</b>	-
<b>NON-INSTRUCTIONAL PERSONNEL COSTS</b>					
Nurse	-		-	-	-
Librarian	-		-	-	-
Custodian	-		-	-	-
Security	-		-	-	-
Other	-		-	-	-
<b>TOTAL NON-INSTRUCTIONAL</b>	<b>-</b>	-	-	<b>-</b>	-
<b>SUBTOTAL PERSONNEL SERVICE COSTS</b>		<b>76.00</b>	-	<b>1,332,157</b>	-
<b>PAYROLL TAXES AND BENEFITS</b>					
Payroll Taxes			-	139,118	-
Fringe / Employee Benefits			-	176,338	-

<b>Total Revenue</b>		-	-	<b>1,769,618</b>	-	-
<b>Total Expenses</b>		-	-	<b>2,427,512</b>	-	-
<b>Net Income</b>		-	-	<b>(657,893)</b>	-	-
<b>Actual Student Enrollment</b>		-	-	<b>560</b>	-	-
		<b>Quarter - 1/1 - 3/31</b>			<b>4th Quarter - 4/1 - 6/30</b>	
		<b>Revised Budget</b>	<b>Variance</b>	<b>Original Budget</b>	<b>Revised Budget</b>	<b>Variance</b>
Retirement / Pension			-	<u>88,934</u>		-
TOTAL PAYROLL TAXES AND BENEFITS		-	-	404,390	-	-
<b>TOTAL PERSONNEL SERVICE COSTS</b>						
	76.00	-	-	1,736,547	-	-
<b>CONTRACTED SERVICES</b>						
Accounting / Audit			-	2,250		-
Legal			-	7,000		-
Management Company Fee			-	141,604		-
Nurse Services			-			-
Food Service / School Lunch			-	10,587		-
Payroll Services			-	5,833		-
Special Ed Services			-			-
Titlement Services (i.e. Title I)			-			-
Other Purchased / Professional / Consulting			-	<u>128,739</u>		-
TOTAL CONTRACTED SERVICES		-	-	296,013	-	-

<b>Total Revenue</b>	-	-	<b>1,769,618</b>	-	-
<b>Total Expenses</b>	-	-	<b>2,427,512</b>	-	-
<b>Net Income</b>	-	-	<b>(657,893)</b>	-	-
<b>Actual Student Enrollment</b>	-	-	<b>560</b>	-	-
	<b>Quarter - 1/1 - 3/31</b>		<b>4th Quarter - 4/1 - 6/30</b>		
	<b>Revised Budget</b>	<b>Variance</b>	<b>Original Budget</b>	<b>Revised Budget</b>	<b>Variance</b>
<b>SCHOOL OPERATIONS</b>					
Board Expenses		-			-
Classroom / Teaching Supplies & Materials		-	47,545		-
Special Ed Supplies & Materials		-			-
Textbooks / Workbooks		-	40,000		-
Supplies & Materials other		-	15,000		-
Equipment / Furniture		-	22,500		-
Telephone		-	10,290		-
Technology		-	76,627		-
Student Testing & Assessment		-	17,013		-
Field Trips		-	32,176		-
Transportation (student)		-	12,500		-
Student Services - other		-	60,600		-
Office Expense		-	16,451		-
Staff Development		-	5,400		-
Staff Recruitment		-			-
Student Recruitment / Marketing		-	2,000		-
School Meals / Lunch		-	28,000		-
Travel (Staff)		-	475		-
Fundraising		-			-
Other		-	8,375		-
<b>TOTAL SCHOOL OPERATIONS</b>	-	-	<b>394,952</b>	-	-
<b>FACILITY OPERATION &amp; MAINTENANCE</b>					
Insurance		-			-
Janitorial		-			-
Building and Land Rent / Lease / Facility Finance Interest		-			-
Repairs & Maintenance		-			-
Equipment / Furniture		-			-
Security		-			-
Utilities		-			-
<b>TOTAL FACILITY OPERATION &amp; MAINTENANCE</b>	-	-	-	-	-
<b>DEPRECIATION &amp; AMORTIZATION</b>		-			-
<b>RESERVES / CONTINGENCY</b>		-			-

<b>Total Revenue</b>	-	-	<b>1,769,618</b>	-	-
<b>Total Expenses</b>	-	-	<b>2,427,512</b>	-	-
<b>Net Income</b>	-	-	<b>(657,893)</b>	-	-
<b>Actual Student Enrollment</b>	-	-	<b>560</b>	-	-
	<b>Quarter - 1/1 - 3/31</b>		<b>4th Quarter - 4/1 - 6/30</b>		
	<b>Revised</b>	<b>Variance</b>	<b>Original</b>	<b>Revised</b>	<b>Variance</b>
	<b>Budget</b>		<b>Budget</b>	<b>Budget</b>	
<b>TOTAL EXPENSES</b>	-	-	<b>2,427,512</b>	-	-
<b>NET INCOME</b>	-	-	<b>(657,893)</b>	-	-

	Quarter - 1/1 - 3/31		4th Quarter - 4/1 - 6/30		
	Revised Budget	Variance	Original Budget	Revised Budget	Variance
	<b>Total Revenue</b>	-	-	1,769,618	-
<b>Total Expenses</b>	-	-	2,427,512	-	-
<b>Net Income</b>	-	-	(657,893)	-	-
<b>Actual Student Enrollment</b>	-	-	560	-	-
<b>ENROLLMENT - *School Districts Are Linked To Above Entries*</b>					
<b>Number of Districts:</b>	-	-	1	-	-
NYC CHANCELLOR'S OFFICE	-	-	560	-	-
-	-	-	-	-	-
-	-	-	-	-	-
-	-	-	-	-	-
-	-	-	-	-	-
-	-	-	-	-	-
-	-	-	-	-	-
-	-	-	-	-	-
-	-	-	-	-	-
-	-	-	-	-	-
-	-	-	-	-	-
-	-	-	-	-	-
-	-	-	-	-	-
-	-	-	-	-	-
-	-	-	-	-	-
-	-	-	-	-	-
ALL OTHER School Districts: ( Weighted Avg )	-	-	-	-	-
<b>TOTAL ENROLLMENT</b>	=	=	<b>560</b>	=	=
<b>REVENUE PER PUPIL</b>	=	=	<b>3,160</b>	=	=
<b>EXPENSES PER PUPIL</b>	-	-	<b>4,335</b>	-	-



**NEW VISIONS CHARTER HIGH SCHOOL FOR THE HUMANITIES  
Budget / Operating Plan**

2017-18

<b>Total Revenue</b>	<b>9,759,762</b>	<b>9,759,762</b>	<b>-</b>	<b>951,199</b>	<b>951,199</b>
<b>Total Expenses</b>	<b>9,473,514</b>	<b>9,473,514</b>	<b>-</b>	<b>(1,111,422)</b>	<b>(1,111,422)</b>
<b>Net Income</b>	<b>286,248</b>	<b>286,248</b>	<b>-</b>	<b>(160,223)</b>	<b>(160,223)</b>
<b>Actual Student Enrollment</b>					
	<b>Total Year</b>			<b>VARIANCE</b>	
	<b>Original Budget</b>	<b>Revised Budget</b>	<b>Variance</b>	<b>Original Budget vs. PY Budget</b>	<b>Revised Budget vs. PY Budget</b>
Charter School Program (CSP) Planning & Implementation	-	-	-	-	-
Other	-	-	-	-	-
Other	-	-	-	-	-
<b>TOTAL REVENUE FROM FEDERAL SOURCES</b>	<b>403,813</b>	<b>403,813</b>	<b>-</b>	<b>188,721</b>	<b>188,721</b>
<b>LOCAL and OTHER REVENUE</b>					
Contributions and Donations	-	-	-	-	-
Fundraising	-	-	-	-	-
Erate Reimbursement	-	-	-	-	-
Earnings on Investments	-	-	-	-	-
Interest Income	-	-	-	-	-
Food Service (Income from meals)	-	-	-	-	-
Text Book	-	-	-	-	-
OTHER	-	-	-	<u>(57,811)</u>	<u>(57,811)</u>
<b>TOTAL REVENUE FROM LOCAL and OTHER SOURCES</b>	<b>-</b>	<b>-</b>	<b>-</b>	<b>(57,811)</b>	<b>(57,811)</b>
<b>TOTAL REVENUE</b>	<b><u>9,759,762</u></b>	<b><u>9,759,762</u></b>	<b>-</b>	<b><u>951,199</u></b>	<b><u>951,199</u></b>

**DESCRIPTION OF ASSUMPTIONS**

**NEW VISIONS CHARTER HIGH SCHOOL FOR THE HUMANITIES  
Budget / Operating Plan**

**2017-18**

<b>Total Revenue</b>	<b>9,759,762</b>	<b>9,759,762</b>	<b>-</b>	<b>951,199</b>	<b>951,199</b>
<b>Total Expenses</b>	<b>9,473,514</b>	<b>9,473,514</b>	<b>-</b>	<b>(1,111,422)</b>	<b>(1,111,422)</b>
<b>Net Income</b>	<b>286,248</b>	<b>286,248</b>	<b>-</b>	<b>(160,223)</b>	<b>(160,223)</b>
<b>Actual Student Enrollment</b>					

Total Year			VARIANCE	
Original Budget	Revised Budget	Variance	Original Budget vs. PY Budget	Revised Budget vs. PY Budget

**DESCRIPTION OF ASSUMPTIONS**

**EXPENSES**

**ADMINISTRATIVE STAFF PERSONNEL COSTS**

Avg. No. of Positions

Executive Management	1.00	162,194	162,194	-	(5,289)	(5,289)
Instructional Management	5.00	578,765	578,765	-	(122,859)	(122,859)
Deans, Directors & Coordinators	9.00	399,911	399,911	-	(25,252)	(25,252)
CFO / Director of Finance	1.00	113,300	113,300	-	11,542	11,542
Operation / Business Manager	6.00	252,920	252,920	-	(7,095)	(7,095)
Administrative Staff	4.00	271,931	271,931	-	(55,105)	(55,105)
<b>TOTAL ADMINISTRATIVE STAFF</b>	<b>26.00</b>	<b>1,779,021</b>	<b>1,779,021</b>	<b>-</b>	<b>(204,058)</b>	<b>(204,058)</b>

**INSTRUCTIONAL PERSONNEL COSTS**

Teachers - Regular	20.00	1,753,223	1,753,223	-	(213,859)	(213,859)
Teachers - SPED	6.00	261,207	261,207	-	324,113	324,113
Substitute Teachers	-	-	-	-	-	-
Teaching Assistants	2.00	72,100	72,100	-	(72,100)	(72,100)
Specialty Teachers	16.00	1,006,985	1,006,985	-	(130,742)	(130,742)
Aides	-	-	-	-	-	-
Therapists & Counselors	6.00	412,915	412,915	-	(18,689)	(18,689)
Other	-	-	-	-	-	-
<b>TOTAL INSTRUCTIONAL</b>	<b>50.00</b>	<b>3,506,430</b>	<b>3,506,430</b>	<b>-</b>	<b>(111,276)</b>	<b>(111,276)</b>

**NON-INSTRUCTIONAL PERSONNEL COSTS**

Nurse	-	-	-	-	-	-
Librarian	-	-	-	-	-	-
Custodian	-	-	-	-	-	-
Security	-	-	-	-	-	-
Other	-	-	-	-	-	-
<b>TOTAL NON-INSTRUCTIONAL</b>	<b>-</b>	<b>-</b>	<b>-</b>	<b>-</b>	<b>-</b>	<b>-</b>

**SUBTOTAL PERSONNEL SERVICE COSTS**

76.00	5,285,451	5,285,451	-	(315,335)	(315,335)
-------	-----------	-----------	---	-----------	-----------

**PAYROLL TAXES AND BENEFITS**

Payroll Taxes		556,245	556,245	-	(155,296)	(155,296)
Fringe / Employee Benefits		705,065	705,065	-	(116,737)	(116,737)

**NEW VISIONS CHARTER HIGH SCHOOL FOR THE HUMANITIES  
Budget / Operating Plan**

2017-18

	Total Year			VARIANCE	
	Original Budget	Revised Budget	Variance	Original Budget vs. PY Budget	Revised Budget vs. PY Budget
<b>Total Revenue</b>	<b>9,759,762</b>	<b>9,759,762</b>	<b>-</b>	<b>951,199</b>	<b>951,199</b>
<b>Total Expenses</b>	<b>9,473,514</b>	<b>9,473,514</b>	<b>-</b>	<b>(1,111,422)</b>	<b>(1,111,422)</b>
<b>Net Income</b>	<b>286,248</b>	<b>286,248</b>	<b>-</b>	<b>(160,223)</b>	<b>(160,223)</b>
<b>Actual Student Enrollment</b>					
Retirement / Pension	355,590	355,590	-	(110,400)	(110,400)
TOTAL PAYROLL TAXES AND BENEFITS	1,616,901	1,616,901	-	(382,434)	(382,434)
<b>TOTAL PERSONNEL SERVICE COSTS</b>	<b>6,902,352</b>	<b>6,902,352</b>	<b>-</b>	<b>(697,768)</b>	<b>(697,768)</b>
<b>CONTRACTED SERVICES</b>					
Accounting / Audit	20,250	20,250	-	(186)	(186)
Legal	25,000	25,000	-	(1,883)	(1,883)
Management Company Fee	780,994	780,994	-	(179,530)	(179,530)
Nurse Services	-	-	-	-	-
Food Service / School Lunch	35,290	35,290	-	(30,021)	(30,021)
Payroll Services	23,332	23,332	-	(8,011)	(8,011)
Special Ed Services	-	-	-	-	-
Titlement Services (i.e. Title I)	-	-	-	-	-
Other Purchased / Professional / Consulting	313,439	313,439	-	(14,531)	(14,531)
<b>TOTAL CONTRACTED SERVICES</b>	<b>1,198,305</b>	<b>1,198,305</b>	<b>-</b>	<b>(234,162)</b>	<b>(234,162)</b>

**DESCRIPTION OF ASSUMPTIONS**

76.00

**NEW VISIONS CHARTER HIGH SCHOOL FOR THE HUMANITIES  
Budget / Operating Plan**

**2017-18**

<b>Total Revenue</b>	<b>9,759,762</b>	<b>9,759,762</b>	<b>-</b>	<b>951,199</b>	<b>951,199</b>
<b>Total Expenses</b>	<b>9,473,514</b>	<b>9,473,514</b>	<b>-</b>	<b>(1,111,422)</b>	<b>(1,111,422)</b>
<b>Net Income</b>	<b>286,248</b>	<b>286,248</b>	<b>-</b>	<b>(160,223)</b>	<b>(160,223)</b>

**Actual Student Enrollment**

<b>Total Year</b>			<b>VARIANCE</b>	
<b>Original Budget</b>	<b>Revised Budget</b>	<b>Variance</b>	<b>Original Budget vs. PY Budget</b>	<b>Revised Budget vs. PY Budget</b>

**DESCRIPTION OF ASSUMPTIONS**

**SCHOOL OPERATIONS**

Board Expenses	-	-	-	-	-
Classroom / Teaching Supplies & Materials	140,045	140,045	-	6,564	6,564
Special Ed Supplies & Materials	-	-	-	-	-
Textbooks / Workbooks	56,018	56,018	-	(49,623)	(49,623)
Supplies & Materials other	50,000	50,000	-	(3,891)	(3,891)
Equipment / Furniture	90,000	90,000	-	(13,905)	(13,905)
Telephone	41,160	41,160	-	15,008	15,008
Technology	249,127	249,127	-	(73,835)	(73,835)
Student Testing & Assessment	42,013	42,013	-	(28,091)	(28,091)
Field Trips	107,176	107,176	-	(19,972)	(19,972)
Transportation (student)	50,000	50,000	-	28,278	28,278
Student Services - other	105,600	105,600	-	46,767	46,767
Office Expense	48,804	48,804	-	(23,663)	(23,663)
Staff Development	19,760	19,760	-	(6,153)	(6,153)
Staff Recruitment	1,000	1,000	-	(666)	(666)
Student Recruitment / Marketing	10,000	10,000	-	(1,105)	(1,105)
School Meals / Lunch	75,624	75,624	-	24,012	24,012
Travel (Staff)	1,900	1,900	-	4,166	4,166
Fundraising	-	-	-	-	-
Other	26,000	26,000	-	(5,803)	(5,803)
<b>TOTAL SCHOOL OPERATIONS</b>	<b>1,114,227</b>	<b>1,114,227</b>	<b>-</b>	<b>(101,912)</b>	<b>(101,912)</b>

**FACILITY OPERATION & MAINTENANCE**

Insurance	51,130	51,130	-	(1,489)	(1,489)
Janitorial	-	-	-	-	-
Building and Land Rent / Lease / Facility Finance Interest	22,500	22,500	-	(21,050)	(21,050)
Repairs & Maintenance	25,000	25,000	-	(12,628)	(12,628)
Equipment / Furniture	50,000	50,000	-	(15,601)	(15,601)
Security	-	-	-	-	-
Utilities	-	-	-	-	-
<b>TOTAL FACILITY OPERATION &amp; MAINTENANCE</b>	<b>148,630</b>	<b>148,630</b>	<b>-</b>	<b>(50,768)</b>	<b>(50,768)</b>

**DEPRECIATION & AMORTIZATION**

	110,000	110,000	-	(26,812)	(26,812)
--	---------	---------	---	----------	----------

**RESERVES / CONTINGENCY**

	-	-	-	-	-
--	---	---	---	---	---

**NEW VISIONS CHARTER HIGH SCHOOL FOR THE HUMANITIES  
Budget / Operating Plan**

2017-18

<b>Total Revenue</b>	9,759,762	9,759,762	-	951,199	951,199
<b>Total Expenses</b>	9,473,514	9,473,514	-	(1,111,422)	(1,111,422)
<b>Net Income</b>	286,248	286,248	-	(160,223)	(160,223)
<b>Actual Student Enrollment</b>					
	<b>Total Year</b>			<b>VARIANCE</b>	
	<b>Original Budget</b>	<b>Revised Budget</b>	<b>Variance</b>	<b>Original Budget vs. PY Budget</b>	<b>Revised Budget vs. PY Budget</b>
<b>TOTAL EXPENSES</b>	<b>9,473,514</b>	<b>9,473,514</b>	-	<b>(1,111,422)</b>	<b>(1,111,422)</b>
<b>NET INCOME</b>	<b>286,248</b>	<b>286,248</b>	-	<b>(160,223)</b>	<b>(160,223)</b>

**DESCRIPTION OF ASSUMPTIONS**

**NEW VISIONS CHARTER HIGH SCHOOL FOR THE HUMANITIES  
Budget / Operating Plan**

2017-18

<b>Total Revenue</b>	9,759,762	9,759,762	-	951,199	951,199
<b>Total Expenses</b>	9,473,514	9,473,514	-	(1,111,422)	(1,111,422)
<b>Net Income</b>	286,248	286,248	-	(160,223)	(160,223)
<b>Actual Student Enrollment</b>					

**Total Year**

**VARIANCE**

<b>Original Budget</b>	<b>Revised Budget</b>	<b>Variance</b>	<b>Original Budget vs. PY Budget</b>	<b>Revised Budget vs. PY Budget</b>
----------------------------	---------------------------	-----------------	--	---

**DESCRIPTION OF ASSUMPTIONS**

**ENROLLMENT - \*School Districts Are Linked To Above Entries\***

**Number of Districts:**

NYC CHANCELLOR'S OFFICE

- 
- 
- 
- 
- 
- 
- 
- 
- 
- 
- 
- 
- 
- 
- 
- 
- 
- 
- 
- 

ALL OTHER School Districts: ( Weighted Avg )

**TOTAL ENROLLMENT**

**REVENUE PER PUPIL**

**EXPENSES PER PUPIL**

**NEW VISIONS CHARTER HIGH SCHOOL FOR THE HUMANITIES  
BALANCE SHEET  
2017-18**

	<u>Prior Year</u>	Q1	Q2	Q3	Q4
	<u>2016-17</u>	<u>As of 9/30</u>	<u>As of 12/31</u>	<u>As of 3/31</u>	<u>As of 6/30</u>
<b><u>ASSETS</u></b>					
<b><u>CURRENT ASSETS</u></b>					
Cash and cash equivalents	3,032,747	-	-	-	-
Grants and contracts receivable	-	-	-	-	-
Accounts receivables	5,268	-	-	-	-
Prepaid Expenses	24,553	-	-	-	-
Contributions and other receivables	-	-	-	-	-
<b>TOTAL CURRENT ASSETS</b>	3,062,568	-	-	-	-
<b><u>PROPERTY, BUILDING AND EQUIPMENT, net</u></b>	-	-	-	-	-
<b><u>OTHER ASSETS</u></b>	129,258	-	-	-	-
<b>TOTAL ASSETS</b>	<b>3,191,826</b>	-	-	-	-
<b><u>LIABILITIES AND NET ASSETS</u></b>					
<b><u>CURRENT LIABILITIES</u></b>					
Accounts payable and accrued expenses	145,175	-	-	-	-
Accrued payroll and benefits	-	-	-	-	-
Deferred Revenue	-	-	-	-	-
Current maturities of long-term debt	-	-	-	-	-
Short Term Debt - Bonds, Notes Payable	-	-	-	-	-
Other	-	-	-	-	-
<b>TOTAL CURRENT LIABILITIES</b>	145,175	-	-	-	-
<b><u>LONG-TERM DEBT and NOTES PAYABLE, net current maturities</u></b>	-	-	-	-	-
<b>TOTAL LIABILITIES</b>	145,175	-	-	-	-
<b><u>NET ASSETS</u></b>					
Unrestricted	3,046,651	-	-	-	-
Temporarily restricted	-	-	-	-	-
<b>TOTAL NET ASSETS</b>	3,046,651	-	-	-	-
<b>TOTAL LIABILITIES AND NET ASSETS</b>	<b>3,191,826</b>	-	-	-	-



**NEW VISIONS CHARTER HIGH SCHOOL FC  
Budget / Operating Plan**

**2017-18**

<b>Total Revenue</b>	-	<b>3,102,965</b>	-	-	<b>3,278,654</b>	-	-
<b>Total Expenses</b>	-	<b>2,514,361</b>	-	-	<b>2,297,838</b>	-	-
<b>Net Income</b>	-	<b>588,603</b>	-	-	<b>980,816</b>	-	-
<b>Actual Student Enrollment</b>	-	<b>560</b>	-	-	<b>560</b>	-	-

	1st Quarter - 7/1 - 9/30			2nd Quarter - 10/1 - 12/31			3rd Q
		Current Budget	Variance		Current Budget	Variance	Actual
	Actual			Actual			
*NOTE: Enrollment, Revenue and Expenditure Data IN the 'Total and Variance Analysis' Section is Based on LAST ACTUAL Quarter Completed							
Other		=	=		=	=	
TOTAL REVENUE FROM FEDERAL SOURCES	-	-	-	-	175,689	-	-
<b>LOCAL and OTHER REVENUE</b>							
Contributions and Donations		-	-		-	-	
Fundraising		-	-		-	-	
Erate Reimbursement		-	-		-	-	
Earnings on Investments		-	-		-	-	
Interest Income		-	-		-	-	
Food Service (Income from meals)		-	-		-	-	
Text Book		-	-		-	-	
OTHER		=	=		=	=	
TOTAL REVENUE FROM LOCAL and OTHER SOURCES	-	-	-	-	-	-	-
<b>TOTAL REVENUE</b>	-	<b>3,102,965</b>	-	-	<b>3,278,654</b>	-	-

**NEW VISIONS CHARTER HIGH SCHOOL FC  
Budget / Operating Plan**

**2017-18**

<b>Total Revenue</b>	-	<b>3,102,965</b>	-	-	<b>3,278,654</b>	-	-
<b>Total Expenses</b>	-	<b>2,514,361</b>	-	-	<b>2,297,838</b>	-	-
<b>Net Income</b>	-	<b>588,603</b>	-	-	<b>980,816</b>	-	-
<b>Actual Student Enrollment</b>	-	<b>560</b>	-	-	<b>560</b>	-	-

**\*NOTE: Enrollment, Revenue and Expenditure Data IN the 'Total and Variance Analysis' Section is Based on LAST ACTUAL Quarter Completed**

	Quarter 0 No. of Positions	1st Quarter - 7/1 - 9/30			2nd Quarter - 10/1 - 12/31			3rd Quarter
		Actual	Current Budget	Variance	Actual	Current Budget	Variance	
<b>EXPENSES</b>								
<b>ADMINISTRATIVE STAFF PERSONNEL COSTS</b>								
Executive Management	-		40,549	-		40,549	-	
Instructional Management	-		144,691	-		144,691	-	
Deans, Directors & Coordinators	-		99,978	-		99,978	-	
CFO / Director of Finance	-		28,325	-		28,325	-	
Operation / Business Manager	-		63,230	-		63,230	-	
Administrative Staff	-		67,983	-		67,983	-	
<b>TOTAL ADMINISTRATIVE STAFF</b>	-		444,755	-		444,755	-	
<b>INSTRUCTIONAL PERSONNEL COSTS</b>								
Teachers - Regular	-		438,306	-		438,306	-	
Teachers - SPED	-		34,464	-		75,581	-	
Substitute Teachers	-		-	-		-	-	
Teaching Assistants	-		16,480	-		18,540	-	
Specialty Teachers	-		251,746	-		251,746	-	
Aides	-		-	-		-	-	
Therapists & Counselors	-		103,229	-		103,229	-	
Other	-		-	-		-	-	
<b>TOTAL INSTRUCTIONAL</b>	-		844,224	-		887,402	-	
<b>NON-INSTRUCTIONAL PERSONNEL COSTS</b>								
Nurse	-		-	-		-	-	
Librarian	-		-	-		-	-	
Custodian	-		-	-		-	-	
Security	-		-	-		-	-	
Other	-		-	-		-	-	
<b>TOTAL NON-INSTRUCTIONAL</b>	-		-	-		-	-	
<b>SUBTOTAL PERSONNEL SERVICE COSTS</b>	-		1,288,980	-		1,332,157	-	
<b>PAYROLL TAXES AND BENEFITS</b>								
Payroll Taxes			138,892	-		139,118	-	
Fringe / Employee Benefits			176,050	-		176,338	-	
Retirement / Pension			88,789	-		88,934	-	
<b>TOTAL PAYROLL TAXES AND BENEFITS</b>			403,732	-		404,390	-	
<b>TOTAL PERSONNEL SERVICE COSTS</b>			1,692,711	-		1,736,547	-	

**NEW VISIONS CHARTER HIGH SCHOOL FC**  
**Budget / Operating Plan**

**2017-18**

<b>Total Revenue</b>	-	<b>3,102,965</b>	-	-	<b>3,278,654</b>	-	-
<b>Total Expenses</b>	-	<b>2,514,361</b>	-	-	<b>2,297,838</b>	-	-
<b>Net Income</b>	-	<b>588,603</b>	-	-	<b>980,816</b>	-	-
<b>Actual Student Enrollment</b>	-	<b>560</b>	-	-	<b>560</b>	-	-

*NOTE: Enrollment, Revenue and Expenditure Data IN the 'Total and Variance Analysis' Section is Based on LAST ACTUAL Quarter Completed	1st Quarter - 7/1 - 9/30			2nd Quarter - 10/1 - 12/31			3rd Q
	Actual	Current Budget	Variance	Actual	Current Budget	Variance	Actual
	<b>CONTRACTED SERVICES</b>						
Accounting / Audit		-	-		15,000	-	
Legal		5,000	-		7,000	-	
Management Company Fee		248,307	-		262,362	-	
Nurse Services		-	-		-	-	
Food Service / School Lunch		3,529	-		10,587	-	
Payroll Services		5,833	-		5,833	-	
Special Ed Services		-	-		-	-	
Titlement Services (i.e. Title I)		-	-		-	-	
Other Purchased / Professional / Consulting		39,400	-		65,900	-	
<b>TOTAL CONTRACTED SERVICES</b>	-	<b>302,069</b>	-	-	<b>366,682</b>	-	-

**NEW VISIONS CHARTER HIGH SCHOOL FC  
Budget / Operating Plan**

**2017-18**

<b>Total Revenue</b>	-	<b>3,102,965</b>	-	-	<b>3,278,654</b>	-	-
<b>Total Expenses</b>	-	<b>2,514,361</b>	-	-	<b>2,297,838</b>	-	-
<b>Net Income</b>	-	<b>588,603</b>	-	-	<b>980,816</b>	-	-
<b>Actual Student Enrollment</b>	-	<b>560</b>	-	-	<b>560</b>	-	-

<b>*NOTE: Enrollment, Revenue and Expenditure Data IN the 'Total and Variance Analysis' Section is Based on LAST ACTUAL Quarter Completed</b>	<b>1st Quarter - 7/1 - 9/30</b>			<b>2nd Quarter - 10/1 - 12/31</b>			<b>3rd Quarter</b>
	<b>Actual</b>	<b>Current Budget</b>	<b>Variance</b>	<b>Actual</b>	<b>Current Budget</b>	<b>Variance</b>	<b>Actual</b>

**SCHOOL OPERATIONS**

Board Expenses	-	-	-	-	-	-	-
Classroom / Teaching Supplies & Materials	27,500	-	-	27,500	-	-	-
Special Ed Supplies & Materials	-	-	-	-	-	-	-
Textbooks / Workbooks	10,000	-	-	1,018	-	-	-
Supplies & Materials other	12,500	-	-	10,000	-	-	-
Equipment / Furniture	22,500	-	-	22,500	-	-	-
Telephone	10,290	-	-	10,290	-	-	-
Technology	97,500	-	-	40,000	-	-	-
Student Testing & Assessment	-	-	-	5,000	-	-	-
Field Trips	10,000	-	-	15,000	-	-	-
Transportation (student)	15,000	-	-	7,500	-	-	-
Student Services - other	20,000	-	-	15,000	-	-	-
Office Expense	6,451	-	-	12,451	-	-	-
Staff Development	4,360	-	-	5,000	-	-	-
Staff Recruitment	1,000	-	-	-	-	-	-
Student Recruitment / Marketing	4,000	-	-	-	-	-	-
School Meals / Lunch	11,500	-	-	20,000	-	-	-
Travel (Staff)	475	-	-	475	-	-	-
Fundraising	-	-	-	-	-	-	-
Other	<u>7,875</u>	-	-	<u>2,875</u>	-	-	-
<b>TOTAL SCHOOL OPERATIONS</b>	-	<b>260,951</b>	-	-	<b>194,609</b>	-	-

**FACILITY OPERATION & MAINTENANCE**

Insurance	51,130	-	-	-	-	-	-
Janitorial	-	-	-	-	-	-	-
Building and Land Rent / Lease / Facility Finance Interest	22,500	-	-	-	-	-	-
Repairs & Maintenance	25,000	-	-	-	-	-	-
Equipment / Furniture	50,000	-	-	-	-	-	-
Security	-	-	-	-	-	-	-
Utilities	-	-	-	-	-	-	-
<b>TOTAL FACILITY OPERATION &amp; MAINTENANCE</b>	-	<b>148,630</b>	-	-	-	-	-

**DEPRECIATION & AMORTIZATION**

	110,000	-	-	-	-	-	-
--	---------	---	---	---	---	---	---

**RESERVES / CONTINGENCY**

	-	-	-	-	-	-	-
--	---	---	---	---	---	---	---

<b>TOTAL EXPENSES</b>	-	<b>2,514,361</b>	-	-	<b>2,297,838</b>	-	-
-----------------------	---	------------------	---	---	------------------	---	---

**NEW VISIONS CHARTER HIGH SCHOOL FC**  
**Budget / Operating Plan**

**2017-18**

<b>Total Revenue</b>	-	<b>3,102,965</b>	-	-	<b>3,278,654</b>	-	-
<b>Total Expenses</b>	-	<b>2,514,361</b>	-	-	<b>2,297,838</b>	-	-
<b>Net Income</b>	-	<b>588,603</b>	-	-	<b>980,816</b>	-	-
<b>Actual Student Enrollment</b>	-	<b>560</b>	-	-	<b>560</b>	-	-

<b>*NOTE: Enrollment, Revenue and Expenditure Data IN the 'Total and Variance Analysis' Section is Based on LAST ACTUAL Quarter Completed</b>	1st Quarter - 7/1 - 9/30			2nd Quarter - 10/1 - 12/31			3rd Quarter
	Actual	Current Budget	Variance	Actual	Current Budget	Variance	Actual
<b>NET INCOME</b>	-	<b>588,603</b>	-	-	<b>980,816</b>	-	-

**NEW VISIONS CHARTER HIGH SCHOOL PA  
Budget / Operating Plan  
2017-18**

<b>Total Revenue</b>	-	<b>3,102,965</b>	-	-	<b>3,278,654</b>	-	-
<b>Total Expenses</b>	-	<b>2,514,361</b>	-	-	<b>2,297,838</b>	-	-
<b>Net Income</b>	-	<b>588,603</b>	-	-	<b>980,816</b>	-	-
<b>Actual Student Enrollment</b>	-	<b>560</b>	-	-	<b>560</b>	-	-

<p><b>*NOTE: Enrollment, Revenue and Expenditure Data IN the 'Total and Variance Analysis' Section is Based on LAST ACTUAL Quarter Completed</b></p>	<b>1st Quarter - 7/1 - 9/30</b>			<b>2nd Quarter - 10/1 - 12/31</b>			<b>3rd C</b>
	<b>Actual</b>	<b>Current Budget</b>	<b>Variance</b>	<b>Actual</b>	<b>Current Budget</b>	<b>Variance</b>	<b>Actual</b>

<b>ENROLLMENT - *School Districts Are Linked To Above Entries*</b>							
NYC CHANCELLOR'S OFFICE	-	560	-	-	560	-	-
-	-	-	-	-	-	-	-
-	-	-	-	-	-	-	-
-	-	-	-	-	-	-	-
-	-	-	-	-	-	-	-
-	-	-	-	-	-	-	-
-	-	-	-	-	-	-	-
-	-	-	-	-	-	-	-
-	-	-	-	-	-	-	-
-	-	-	-	-	-	-	-
-	-	-	-	-	-	-	-
-	-	-	-	-	-	-	-
-	-	-	-	-	-	-	-
-	-	-	-	-	-	-	-
-	-	-	-	-	-	-	-
-	-	-	-	-	-	-	-
-	-	-	-	-	-	-	-
ALL OTHER School Districts: ( Count = 0 )	-	-	-	-	-	-	-
<b>TOTAL ENROLLMENT</b>	-	<b>560</b>	-	-	<b>560</b>	-	-
<b>REVENUE PER PUPIL</b>	-	<b>5,541</b>	-	-	<b>5,855</b>	-	-
<b>EXPENSES PER PUPIL</b>	-	<b>4,490</b>	-	-	<b>4,103</b>	-	-



**OR THE HUMANITIES**

n

<b>Total Revenue</b>	<b>1,608,525</b>	-	-	<b>1,769,618</b>	-
<b>Total Expenses</b>	<b>2,233,803</b>	-	-	<b>2,427,512</b>	-
<b>Net Income</b>	<b>(625,277)</b>	-	-	<b>(657,893)</b>	-
<b>Actual Student Enrollment</b>	<b>560</b>	-	-	<b>560</b>	-
	<b>Quarter - 1/1 - 3/31</b>		<b>4th Quarter - 4/1 - 6/30</b>		
<b>*NOTE: Enrollment, Revenue and Expenditure Data IN the 'Total and Variance Analysis' Section is Based on LAST ACTUAL Quarter Completed</b>					
	<b>Current Budget</b>	<b>Variance</b>	<b>Actual</b>	<b>Current Budget</b>	<b>Variance</b>
Other	-	-		-	-
TOTAL REVENUE FROM FEDERAL SOURCES	57,043	-	-	171,081	-
<b>LOCAL and OTHER REVENUE</b>					
Contributions and Donations	-	-		-	-
Fundraising	-	-		-	-
Erate Reimbursement	-	-		-	-
Earnings on Investments	-	-		-	-
Interest Income	-	-		-	-
Food Service (Income from meals)	-	-		-	-
Text Book	-	-		-	-
OTHER	-	-		-	-
TOTAL REVENUE FROM LOCAL and OTHER SOURCES	-	-	-	-	-
<b>TOTAL REVENUE</b>	<b>1,608,525</b>	-	-	<b>1,769,618</b>	-

**OR THE HUMANITIES**

n

<b>Total Revenue</b>	<b>1,608,525</b>	-	-	<b>1,769,618</b>	-
<b>Total Expenses</b>	<b>2,233,803</b>	-	-	<b>2,427,512</b>	-
<b>Net Income</b>	<b>(625,277)</b>	-	-	<b>(657,893)</b>	-
<b>Actual Student Enrollment</b>	<b>560</b>	-	-	<b>560</b>	-

<p><b>*NOTE: Enrollment, Revenue and Expenditure Data IN the 'Total and Variance Analysis' Section is Based on LAST ACTUAL Quarter Completed</b></p>	<b>Quarter - 1/1 - 3/31</b>		<b>4th Quarter - 4/1 - 6/30</b>		
	<b>Current Budget</b>	<b>Variance</b>	<b>Actual</b>	<b>Current Budget</b>	<b>Variance</b>

**EXPENSES**

**ADMINISTRATIVE STAFF PERSONNEL COSTS**

	Quarter 0 No. of Positions					
Executive Management	-	40,549	-		40,549	-
Instructional Management	-	144,691	-		144,691	-
Deans, Directors & Coordinators	-	99,978	-		99,978	-
CFO / Director of Finance	-	28,325	-		28,325	-
Operation / Business Manager	-	63,230	-		63,230	-
Administrative Staff	-	<u>67,983</u>	-		<u>67,983</u>	-
<b>TOTAL ADMINISTRATIVE STAFF</b>	-	<b>444,755</b>	-	-	<b>444,755</b>	-

**INSTRUCTIONAL PERSONNEL COSTS**

Teachers - Regular	-	438,306	-		438,306	-
Teachers - SPED	-	75,581	-		75,581	-
Substitute Teachers	-	-	-		-	-
Teaching Assistants	-	18,540	-		18,540	-
Specialty Teachers	-	251,746	-		251,746	-
Aides	-	-	-		-	-
Therapists & Counselors	-	103,229	-		103,229	-
Other	-	-	-		-	-
<b>TOTAL INSTRUCTIONAL</b>	-	<b>887,402</b>	-	-	<b>887,402</b>	-

**NON-INSTRUCTIONAL PERSONNEL COSTS**

Nurse	-	-	-		-	-
Librarian	-	-	-		-	-
Custodian	-	-	-		-	-
Security	-	-	-		-	-
Other	-	-	-		-	-
<b>TOTAL NON-INSTRUCTIONAL</b>	-	-	-	-	-	-

**SUBTOTAL PERSONNEL SERVICE COSTS**

**PAYROLL TAXES AND BENEFITS**

Payroll Taxes		139,118	-		139,118	-
Fringe / Employee Benefits		176,338	-		176,338	-
Retirement / Pension		<u>88,934</u>	-		<u>88,934</u>	-
<b>TOTAL PAYROLL TAXES AND BENEFITS</b>		<b>404,390</b>	-	-	<b>404,390</b>	-

**TOTAL PERSONNEL SERVICE COSTS**

		<b>1,736,547</b>	-	-	<b>1,736,547</b>	-
--	--	------------------	---	---	------------------	---

**OR THE HUMANITIES**

n

<b>Total Revenue</b>	1,608,525	-	-	1,769,618	-
<b>Total Expenses</b>	2,233,803	-	-	2,427,512	-
<b>Net Income</b>	(625,277)	-	-	(657,893)	-
<b>Actual Student Enrollment</b>	560	-	-	560	-

<p><b>*NOTE: Enrollment, Revenue and Expenditure Data IN the 'Total and Variance Analysis' Section is Based on LAST ACTUAL Quarter Completed</b></p>	<b>Quarter - 1/1 - 3/31</b>			<b>4th Quarter - 4/1 - 6/30</b>		
	<b>OR THE HUMANITIES</b>					
	<b>n</b>	<b>Current Budget</b>	<b>Variance</b>	<b>Actual</b>	<b>Current Budget</b>	<b>Variance</b>
<b>CONTRACTED SERVICES</b>						
Accounting / Audit		3,000	-		2,250	-
Legal		6,000	-		7,000	-
Management Company Fee		128,721	-		141,604	-
Nurse Services		-	-		-	-
Food Service / School Lunch		10,587	-		10,587	-
Payroll Services		5,833	-		5,833	-
Special Ed Services		-	-		-	-
Titlement Services (i.e. Title I)		-	-		-	-
Other Purchased / Professional / Consulting		79,400	-		128,739	-
<b>TOTAL CONTRACTED SERVICES</b>		233,541	-	-	296,013	-

**OR THE HUMANITIES**

n

<b>Total Revenue</b>	1,608,525	-	-	1,769,618	-
<b>Total Expenses</b>	2,233,803	-	-	2,427,512	-
<b>Net Income</b>	(625,277)	-	-	(657,893)	-
<b>Actual Student Enrollment</b>	560	-	-	560	-

<p><b>*NOTE: Enrollment, Revenue and Expenditure Data IN the 'Total and Variance Analysis' Section is Based on LAST ACTUAL Quarter Completed</b></p>	<b>Quarter - 1/1 - 3/31</b>		<b>4th Quarter - 4/1 - 6/30</b>		
	<b>Current Budget</b>	<b>Variance</b>	<b>Actual</b>	<b>Current Budget</b>	<b>Variance</b>

<b>SCHOOL OPERATIONS</b>	<b>Current Budget</b>	<b>Variance</b>	<b>Actual</b>	<b>Current Budget</b>	<b>Variance</b>
Board Expenses	-	-		-	-
Classroom / Teaching Supplies & Materials	37,500	-		47,545	-
Special Ed Supplies & Materials	-	-		-	-
Textbooks / Workbooks	5,000	-		40,000	-
Supplies & Materials other	12,500	-		15,000	-
Equipment / Furniture	22,500	-		22,500	-
Telephone	10,290	-		10,290	-
Technology	35,000	-		76,627	-
Student Testing & Assessment	20,000	-		17,013	-
Field Trips	50,000	-		32,176	-
Transportation (student)	15,000	-		12,500	-
Student Services - other	10,000	-		60,600	-
Office Expense	13,451	-		16,451	-
Staff Development	5,000	-		5,400	-
Staff Recruitment	-	-		-	-
Student Recruitment / Marketing	4,000	-		2,000	-
School Meals / Lunch	16,124	-		28,000	-
Travel (Staff)	475	-		475	-
Fundraising	-	-		-	-
Other	<u>6,875</u>	-		<u>8,375</u>	-
<b>TOTAL SCHOOL OPERATIONS</b>	263,715	-	-	394,952	-
<b>FACILITY OPERATION &amp; MAINTENANCE</b>					
Insurance	-	-		-	-
Janitorial	-	-		-	-
Building and Land Rent / Lease / Facility Finance Interest	-	-		-	-
Repairs & Maintenance	-	-		-	-
Equipment / Furniture	-	-		-	-
Security	-	-		-	-
Utilities	-	-		-	-
<b>TOTAL FACILITY OPERATION &amp; MAINTENANCE</b>	-	-	-	-	-
<b>DEPRECIATION &amp; AMORTIZATION</b>	-	-		-	-
<b>RESERVES / CONTINGENCY</b>	-	-		-	-
<b>TOTAL EXPENSES</b>	<u>2,233,803</u>	-	-	<u>2,427,512</u>	-

OR THE HUMANITIES					
OR THE HUMANITIES					
	n				
Total Revenue	1,608,525	-	-	1,769,618	-
Total Expenses	2,233,803	-	-	2,427,512	-
Net Income	(625,277)	-	-	(657,893)	-
Actual Student Enrollment	560	-	-	560	-
	Quarter - 1/1 - 3/31		4th Quarter - 4/1 - 6/30		
*NOTE: Enrollment, Revenue and Expenditure Data IN the 'Total and Variance Analysis' Section is Based on LAST ACTUAL Quarter Completed	Quarter - 1/1 - 3/31				
	Current Budget	Variance	Actual	Current Budget	Variance
NET INCOME	(625,277)	-	-	(657,893)	-



**NEW VISIONS CHARTER HIGH SCHOOL FOR THE HU**  
**Budget / Operating Plan**

**2017-18**

<b>Total Revenue</b>	-	-	-	9,759,762	(9,759,762)	-	-	9,759,762
<b>Total Expenses</b>	-	-	-	9,473,514	9,473,514	-	-	9,473,514
<b>Net Income</b>	-	-	-	286,248	(286,248)	-	-	286,248
<b>Actual Student Enrollment</b>	-	-	-			-	-	

**\*NOTE: Enrollment, Revenue and Expenditure Data IN the 'Total and Variance Analysis' Section is Based on LAST ACTUAL Quarter Completed**

**TOTALS AND VARIANCE ANALYSIS**

	Actual	Current Budget (Current Quarter)	Actual vs. Current Budget	Current Budget - TY	Actual vs. Current Budget TY	Original Budget (Current Quarter)	Actual vs. Original Budget	Original Budget -
<b>REVENUE</b>								
<b>REVENUES FROM STATE SOURCES</b>								
Per Pupil Revenue								
<b>CY Per Pupil Rate</b>								
NYC CHANCELLOR'S OFFICE				8,135,120	(8,135,120)			8,135,120
-	-	-	-	-	-	-	-	-
-	-	-	-	-	-	-	-	-
-	-	-	-	-	-	-	-	-
-	-	-	-	-	-	-	-	-
-	-	-	-	-	-	-	-	-
-	-	-	-	-	-	-	-	-
-	-	-	-	-	-	-	-	-
-	-	-	-	-	-	-	-	-
-	-	-	-	-	-	-	-	-
-	-	-	-	-	-	-	-	-
-	-	-	-	-	-	-	-	-
-	-	-	-	-	-	-	-	-
-	-	-	-	-	-	-	-	-
-	-	-	-	-	-	-	-	-
-	-	-	-	-	-	-	-	-
-	-	-	-	-	-	-	-	-
ALL OTHER School Districts: ( Count = 0 )								
<b>TOTAL Per Pupil Revenue (Weighted Average Per Pupil Funding)</b>				8,135,120	(8,135,120)			8,135,120
Special Education Revenue				1,173,774	(1,173,774)			1,173,774
Grants								
Stimulus								
DYCD (Department of Youth and Community Development)								
Other				47,055	(47,055)			47,055
NYC DoE Rental Assistance								
Other								
<b>TOTAL REVENUE FROM STATE SOURCES</b>				9,355,949	(9,355,949)			9,355,949
<b>REVENUE FROM FEDERAL FUNDING</b>								
IDEA Special Needs				118,646	(118,646)			118,646
Title I				277,217	(277,217)			277,217
Title Funding - Other				7,950	(7,950)			7,950
School Food Service (Free Lunch)								
Grants								
Charter School Program (CSP) Planning & Implementation								
Other								

**NEW VISIONS CHARTER HIGH SCHOOL FOR THE HU**  
**Budget / Operating Plan**

**2017-18**

<b>Total Revenue</b>	-	-	-	9,759,762	(9,759,762)	-	-	9,759,7
<b>Total Expenses</b>	-	-	-	9,473,514	9,473,514	-	-	9,473,5
<b>Net Income</b>	-	-	-	286,248	(286,248)	-	-	286,2
<b>Actual Student Enrollment</b>	-	-	-			-	-	

**TOTALS AND VARIANCE ANALYSIS**

**\*NOTE: Enrollment, Revenue and Expenditure Data IN the 'Total and Variance Analysis' Section is Based on LAST ACTUAL Quarter Completed**

	<b>Actual</b>	<b>Current Budget (Current Quarter)</b>	<b>Actual vs. Current Budget</b>	<b>Current Budget - TY</b>	<b>Actual vs. Current Budget TY</b>	<b>Original Budget (Current Quarter)</b>	<b>Actual vs. Original Budget</b>	<b>Original Budget -</b>
Other	-	-	-	-	-	-	-	
TOTAL REVENUE FROM FEDERAL SOURCES	-	-	-	403,813	(403,813)	-	-	403,8
<b>LOCAL and OTHER REVENUE</b>								
Contributions and Donations	-	-	-	-	-	-	-	
Fundraising	-	-	-	-	-	-	-	
Erate Reimbursement	-	-	-	-	-	-	-	
Earnings on Investments	-	-	-	-	-	-	-	
Interest Income	-	-	-	-	-	-	-	
Food Service (Income from meals)	-	-	-	-	-	-	-	
Text Book	-	-	-	-	-	-	-	
OTHER	-	-	-	-	-	-	-	
TOTAL REVENUE FROM LOCAL and OTHER SOURCES	-	-	-	-	-	-	-	
<b>TOTAL REVENUE</b>	-	-	-	9,759,762	(9,759,762)	-	-	9,759,7

**NEW VISIONS CHARTER HIGH SCHOOL FOR THE HU**  
**Budget / Operating Plan**

**2017-18**

<b>Total Revenue</b>	-	-	-	9,759,762	(9,759,762)	-	-	9,759,762
<b>Total Expenses</b>	-	-	-	9,473,514	9,473,514	-	-	9,473,514
<b>Net Income</b>	-	-	-	286,248	(286,248)	-	-	286,248
<b>Actual Student Enrollment</b>	-	-	-			-	-	

**\*NOTE: Enrollment, Revenue and Expenditure Data IN the 'Total and Variance Analysis' Section is Based on LAST ACTUAL Quarter Completed**

**TOTALS AND VARIANCE ANALYSIS**

				<b>Current Budget (Current Quarter)</b>	<b>Actual vs. Current Budget</b>	<b>Current Budget - TY</b>	<b>Actual vs. Current Budget TY</b>	<b>Original Budget (Current Quarter)</b>	<b>Actual vs. Original Budget</b>	<b>Original Budget - TY</b>
<b>EXPENSES</b>										
<b>ADMINISTRATIVE STAFF PERSONNEL COSTS</b>	Quarter 0 No. of Positions									
Executive Management	-	-	-	162,194	-	162,194	-	-	-	162,194
Instructional Management	-	-	-	578,765	-	578,765	-	-	-	578,765
Deans, Directors & Coordinators	-	-	-	399,911	-	399,911	-	-	-	399,911
CFO / Director of Finance	-	-	-	113,300	-	113,300	-	-	-	113,300
Operation / Business Manager	-	-	-	252,920	-	252,920	-	-	-	252,920
Administrative Staff	-	-	-	271,931	-	271,931	-	-	-	271,931
<b>TOTAL ADMINISTRATIVE STAFF</b>	-	-	-	1,779,021	-	1,779,021	-	-	-	1,779,021
<b>INSTRUCTIONAL PERSONNEL COSTS</b>										
Teachers - Regular	-	-	-	1,753,223	-	1,753,223	-	-	-	1,753,223
Teachers - SPED	-	-	-	261,207	-	261,207	-	-	-	261,207
Substitute Teachers	-	-	-	-	-	-	-	-	-	-
Teaching Assistants	-	-	-	72,100	-	72,100	-	-	-	72,100
Specialty Teachers	-	-	-	1,006,985	-	1,006,985	-	-	-	1,006,985
Aides	-	-	-	-	-	-	-	-	-	-
Therapists & Counselors	-	-	-	412,915	-	412,915	-	-	-	412,915
Other	-	-	-	-	-	-	-	-	-	-
<b>TOTAL INSTRUCTIONAL</b>	-	-	-	3,506,430	-	3,506,430	-	-	-	3,506,430
<b>NON-INSTRUCTIONAL PERSONNEL COSTS</b>										
Nurse	-	-	-	-	-	-	-	-	-	-
Librarian	-	-	-	-	-	-	-	-	-	-
Custodian	-	-	-	-	-	-	-	-	-	-
Security	-	-	-	-	-	-	-	-	-	-
Other	-	-	-	-	-	-	-	-	-	-
<b>TOTAL NON-INSTRUCTIONAL</b>	-	-	-	-	-	-	-	-	-	-
<b>SUBTOTAL PERSONNEL SERVICE COSTS</b>	-	-	-	5,285,451	-	5,285,451	-	-	-	5,285,451
<b>PAYROLL TAXES AND BENEFITS</b>										
Payroll Taxes	-	-	-	556,245	-	556,245	-	-	-	556,245
Fringe / Employee Benefits	-	-	-	705,065	-	705,065	-	-	-	705,065
Retirement / Pension	-	-	-	355,590	-	355,590	-	-	-	355,590
<b>TOTAL PAYROLL TAXES AND BENEFITS</b>	-	-	-	1,616,901	-	1,616,901	-	-	-	1,616,901
<b>TOTAL PERSONNEL SERVICE COSTS</b>	-	-	-	6,902,352	-	6,902,352	-	-	-	6,902,352

**NEW VISIONS CHARTER HIGH SCHOOL FOR THE HU**  
**Budget / Operating Plan**

**2017-18**

<b>Total Revenue</b>	-	-	-	9,759,762	(9,759,762)	-	-	9,759,7
<b>Total Expenses</b>	-	-	-	9,473,514	9,473,514	-	-	9,473,5
<b>Net Income</b>	-	-	-	286,248	(286,248)	-	-	286,2
<b>Actual Student Enrollment</b>	-	-	-			-	-	

**TOTALS AND VARIANCE ANALYSIS**

**\*NOTE: Enrollment, Revenue and Expenditure Data IN the 'Total and Variance Analysis' Section is Based on LAST ACTUAL Quarter Completed**

	<b>Actual</b>	<b>Current Budget (Current Quarter)</b>	<b>Actual vs. Current Budget</b>	<b>Current Budget - TY</b>	<b>Actual vs. Current Budget TY</b>	<b>Original Budget (Current Quarter)</b>	<b>Actual vs. Original Budget</b>	<b>Original Budget -</b>
<b>CONTRACTED SERVICES</b>								
Accounting / Audit	-	-	-	20,250	20,250	-	-	20,2
Legal	-	-	-	25,000	25,000	-	-	25,0
Management Company Fee	-	-	-	780,994	780,994	-	-	780,9
Nurse Services	-	-	-	-	-	-	-	
Food Service / School Lunch	-	-	-	35,290	35,290	-	-	35,2
Payroll Services	-	-	-	23,332	23,332	-	-	23,3
Special Ed Services	-	-	-	-	-	-	-	
Titlement Services (i.e. Title I)	-	-	-	-	-	-	-	
Other Purchased / Professional / Consulting	-	-	-	313,439	313,439	-	-	313,4
<b>TOTAL CONTRACTED SERVICES</b>	-	-	-	1,198,305	1,198,305	-	-	1,198,3

**NEW VISIONS CHARTER HIGH SCHOOL FOR THE HU**  
**Budget / Operating Plan**

**2017-18**

<b>Total Revenue</b>	-	-	-	<b>9,759,762</b>	<b>(9,759,762)</b>	-	-	<b>9,759,7</b>
<b>Total Expenses</b>	-	-	-	<b>9,473,514</b>	<b>9,473,514</b>	-	-	<b>9,473,5</b>
<b>Net Income</b>	-	-	-	<b>286,248</b>	<b>(286,248)</b>	-	-	<b>286,2</b>
<b>Actual Student Enrollment</b>	-	-	-			-	-	

**\*NOTE: Enrollment, Revenue and Expenditure Data IN the 'Total and Variance Analysis' Section is Based on LAST ACTUAL Quarter Completed**

**TOTALS AND VARIANCE ANALYSIS**

	<b>Actual</b>	<b>Current Budget (Current Quarter)</b>	<b>Actual vs. Current Budget</b>	<b>Current Budget - TY</b>	<b>Actual vs. Current Budget TY</b>	<b>Original Budget (Current Quarter)</b>	<b>Actual vs. Original Budget</b>	<b>Original Budget -</b>
<b>SCHOOL OPERATIONS</b>								
Board Expenses	-	-	-	-	-	-	-	-
Classroom / Teaching Supplies & Materials	-	-	-	140,045	140,045	-	-	140,0
Special Ed Supplies & Materials	-	-	-	-	-	-	-	-
Textbooks / Workbooks	-	-	-	56,018	56,018	-	-	56,0
Supplies & Materials other	-	-	-	50,000	50,000	-	-	50,0
Equipment / Furniture	-	-	-	90,000	90,000	-	-	90,0
Telephone	-	-	-	41,160	41,160	-	-	41,1
Technology	-	-	-	249,127	249,127	-	-	249,1
Student Testing & Assessment	-	-	-	42,013	42,013	-	-	42,0
Field Trips	-	-	-	107,176	107,176	-	-	107,1
Transportation (student)	-	-	-	50,000	50,000	-	-	50,0
Student Services - other	-	-	-	105,600	105,600	-	-	105,6
Office Expense	-	-	-	48,804	48,804	-	-	48,8
Staff Development	-	-	-	19,760	19,760	-	-	19,7
Staff Recruitment	-	-	-	1,000	1,000	-	-	1,0
Student Recruitment / Marketing	-	-	-	10,000	10,000	-	-	10,0
School Meals / Lunch	-	-	-	75,624	75,624	-	-	75,6
Travel (Staff)	-	-	-	1,900	1,900	-	-	1,9
Fundraising	-	-	-	-	-	-	-	-
Other	-	-	-	26,000	26,000	-	-	26,0
<b>TOTAL SCHOOL OPERATIONS</b>	-	-	-	<b>1,114,227</b>	<b>1,114,227</b>	-	-	<b>1,114,2</b>
<b>FACILITY OPERATION &amp; MAINTENANCE</b>								
Insurance	-	-	-	51,130	51,130	-	-	51,1
Janitorial	-	-	-	-	-	-	-	-
Building and Land Rent / Lease / Facility Finance Interest	-	-	-	22,500	22,500	-	-	22,5
Repairs & Maintenance	-	-	-	25,000	25,000	-	-	25,0
Equipment / Furniture	-	-	-	50,000	50,000	-	-	50,0
Security	-	-	-	-	-	-	-	-
Utilities	-	-	-	-	-	-	-	-
<b>TOTAL FACILITY OPERATION &amp; MAINTENANCE</b>	-	-	-	<b>148,630</b>	<b>148,630</b>	-	-	<b>148,6</b>
<b>DEPRECIATION &amp; AMORTIZATION</b>	-	-	-	<b>110,000</b>	<b>110,000</b>	-	-	<b>110,0</b>
<b>RESERVES / CONTINGENCY</b>	-	-	-	-	-	-	-	-
<b>TOTAL EXPENSES</b>	-	-	-	<b>9,473,514</b>	<b>9,473,514</b>	-	-	<b>9,473,5</b>

**NEW VISIONS CHARTER HIGH SCHOOL FOR THE HU**  
**Budget / Operating Plan**

**2017-18**

<b>Total Revenue</b>	-	-	-	9,759,762	(9,759,762)	-	-	9,759,7
<b>Total Expenses</b>	-	-	-	9,473,514	9,473,514	-	-	9,473,5
<b>Net Income</b>	-	-	-	286,248	(286,248)	-	-	286,2
<b>Actual Student Enrollment</b>	-	-	-			-	-	

**TOTALS AND VARIANCE ANALYSIS**

<p><b>*NOTE: Enrollment, Revenue and Expenditure Data IN the 'Total and Variance Analysis' Section is Based on LAST ACTUAL Quarter Completed</b></p>		<b>Current</b>	<b>Actual</b>		<b>Actual</b>	<b>Original</b>	<b>Actual</b>	
		<b>Budget</b>	<b>vs.</b>	<b>Current</b>	<b>vs.</b>	<b>Budget</b>	<b>vs.</b>	<b>Original</b>
	<b>Actual</b>	<b>(Current</b>	<b>Current</b>	<b>Budget - TY</b>	<b>Current</b>	<b>(Current</b>	<b>Original</b>	<b>Budget -</b>
		<b>Quarter)</b>	<b>Budget</b>		<b>Budget TY</b>	<b>Quarter)</b>	<b>Budget</b>	
<b>NET INCOME</b>	-	-	-	286,248	(286,248)	-	-	286,2



**ANITIES**

<b>Total Revenue</b>		<b>(9,759,762)</b>	-	-
<b>Total Expenses</b>		<b>9,473,514</b>	-	-
<b>Net Income</b>		<b>(286,248)</b>	-	-
<b>Actual Student Enrollment</b>			-	
<p><b>*NOTE: Enrollment, Revenue and Expenditure Data IN the 'Total and Variance Analysis' Section is Based on LAST ACTUAL Quarter Completed</b></p>		<p><b>Actual vs. Original Budget TY</b></p>	<p><b>PY Actual (PY TY / No. of COMPLETED Actual CY</b></p>	<p><b>Actual CY vs. Actual PY</b></p>
<b>REVENUE</b>				
<b>REVENUES FROM STATE SOURCES</b>				
Per Pupil Revenue	<b>CY Per Pupil Rate</b>			
NYC CHANCELLOR'S OFFICE	14,527	(8,135,120)	-	-
-	-	-	-	-
-	-	-	-	-
-	-	-	-	-
-	-	-	-	-
-	-	-	-	-
-	-	-	-	-
-	-	-	-	-
-	-	-	-	-
-	-	-	-	-
-	-	-	-	-
-	-	-	-	-
-	-	-	-	-
-	-	-	-	-
-	-	-	-	-
-	-	-	-	-
-	-	-	-	-
ALL OTHER School Districts: ( Count = 0 )	-	-	-	-
TOTAL Per Pupil Revenue (Weighted Average Per Pupil Funding)	14,527	(8,135,120)	-	-
Special Education Revenue		(1,173,774)	-	-
Grants				
Stimulus		-	-	-
DYCD (Department of Youth and Community Development)		-	-	-
Other		(47,055)	-	-
NYC DoE Rental Assistance		-	-	-
Other		-	-	-
<b>TOTAL REVENUE FROM STATE SOURCES</b>		<b>(9,355,949)</b>	-	-
<b>REVENUE FROM FEDERAL FUNDING</b>				
IDEA Special Needs		(118,646)	-	-
Title I		(277,217)	-	-
Title Funding - Other		(7,950)	-	-
School Food Service (Free Lunch)		-	-	-
Grants				
Charter School Program (CSP) Planning & Implementation		-	-	-
Other		-	-	-

**ANITIES**

<b>Total Revenue</b>	<b>(9,759,762)</b>	-	-
<b>Total Expenses</b>	<b>9,473,514</b>	-	-
<b>Net Income</b>	<b>(286,248)</b>	-	-
<b>Actual Student Enrollment</b>		-	
<b>*NOTE: Enrollment, Revenue and Expenditure Data IN the 'Total and Variance Analysis' Section is Based on LAST ACTUAL Quarter Completed</b>	<b>Actual vs. Original Budget TY</b>	<b>PY Actual (PY TY / No. of COMPLETED Actual CY</b>	<b>Actual CY vs. Actual PY</b>
Other	-	-	-
TOTAL REVENUE FROM FEDERAL SOURCES	(403,813)	-	-
<b>LOCAL and OTHER REVENUE</b>			
Contributions and Donations	-	-	-
Fundraising	-	-	-
Erate Reimbursement	-	-	-
Earnings on Investments	-	-	-
Interest Income	-	-	-
Food Service (Income from meals)	-	-	-
Text Book	-	-	-
OTHER	-	-	-
TOTAL REVENUE FROM LOCAL and OTHER SOURCES	-	-	-
<b>TOTAL REVENUE</b>	<b>(9,759,762)</b>	-	-

**ANITIES**

<b>Total Revenue</b>	<b>(9,759,762)</b>	-	-
<b>Total Expenses</b>	<b>9,473,514</b>	-	-
<b>Net Income</b>	<b>(286,248)</b>	-	-
<b>Actual Student Enrollment</b>		-	
<p><b>*NOTE: Enrollment, Revenue and Expenditure Data IN the 'Total and Variance Analysis' Section is Based on LAST ACTUAL Quarter Completed</b></p>			
	<b>Actual vs. Original Budget TY</b>	<b>PY Actual (PY TY / No. of COMPLETED Actual CY</b>	<b>Actual CY vs. Actual PY</b>

<b>EXPENSES</b>	Quarter 0 No. of Positions			
<b>ADMINISTRATIVE STAFF PERSONNEL COSTS</b>				
Executive Management	-	162,194	-	-
Instructional Management	-	578,765	-	-
Deans, Directors & Coordinators	-	399,911	-	-
CFO / Director of Finance	-	113,300	-	-
Operation / Business Manager	-	252,920	-	-
Administrative Staff	-	271,931	-	-
<b>TOTAL ADMINISTRATIVE STAFF</b>	-	<b>1,779,021</b>	-	-
<b>INSTRUCTIONAL PERSONNEL COSTS</b>				
Teachers - Regular	-	1,753,223	-	-
Teachers - SPED	-	261,207	-	-
Substitute Teachers	-	-	-	-
Teaching Assistants	-	72,100	-	-
Specialty Teachers	-	1,006,985	-	-
Aides	-	-	-	-
Therapists & Counselors	-	412,915	-	-
Other	-	-	-	-
<b>TOTAL INSTRUCTIONAL</b>	-	<b>3,506,430</b>	-	-
<b>NON-INSTRUCTIONAL PERSONNEL COSTS</b>				
Nurse	-	-	-	-
Librarian	-	-	-	-
Custodian	-	-	-	-
Security	-	-	-	-
Other	-	-	-	-
<b>TOTAL NON-INSTRUCTIONAL</b>	-	-	-	-
<b>SUBTOTAL PERSONNEL SERVICE COSTS</b>	-	<b>5,285,451</b>	-	-
<b>PAYROLL TAXES AND BENEFITS</b>				
Payroll Taxes		556,245	-	-
Fringe / Employee Benefits		705,065	-	-
Retirement / Pension		355,590	-	-
<b>TOTAL PAYROLL TAXES AND BENEFITS</b>		<b>1,616,901</b>	-	-
<b>TOTAL PERSONNEL SERVICE COSTS</b>	-	<b>6,902,352</b>	-	-

**ANITIES**

<b>Total Revenue</b>	<b>(9,759,762)</b>	-	-
<b>Total Expenses</b>	<b>9,473,514</b>	-	-
<b>Net Income</b>	<b>(286,248)</b>	-	-
<b>Actual Student Enrollment</b>		-	
<p><b>*NOTE: Enrollment, Revenue and Expenditure Data IN the 'Total and Variance Analysis Section is Based on LAST ACTUAL Quarter Completed</b></p>			
	<b>Actual ANITIES Original Budget TY</b>	<b>PY Actual (PY TY / No. of COMPLETED Actual CY</b>	<b>Actual CY vs. Actual PY</b>
<b>CONTRACTED SERVICES</b>			
Accounting / Audit	20,250	-	-
Legal	25,000	-	-
Management Company Fee	780,994	-	-
Nurse Services	-	-	-
Food Service / School Lunch	35,290	-	-
Payroll Services	23,332	-	-
Special Ed Services	-	-	-
Titlement Services (i.e. Title I)	-	-	-
Other Purchased / Professional / Consulting	313,439	-	-
<b>TOTAL CONTRACTED SERVICES</b>	<b>1,198,305</b>	-	-

**ANITIES**

<b>Total Revenue</b>	<b>(9,759,762)</b>	-	-
<b>Total Expenses</b>	<b>9,473,514</b>	-	-
<b>Net Income</b>	<b>(286,248)</b>	-	-
<b>Actual Student Enrollment</b>		-	
<p><b>*NOTE: Enrollment, Revenue and Expenditure Data IN the 'Total and Variance Analysis' Section is Based on LAST ACTUAL Quarter Completed</b></p>			
	<b>Actual vs. Original Budget TY</b>	<b>PY Actual (PY TY / No. of COMPLETED Actual CY</b>	<b>Actual CY vs. Actual PY</b>
<b>SCHOOL OPERATIONS</b>			
Board Expenses	-	-	-
Classroom / Teaching Supplies & Materials	140,045	-	-
Special Ed Supplies & Materials	-	-	-
Textbooks / Workbooks	56,018	-	-
Supplies & Materials other	50,000	-	-
Equipment / Furniture	90,000	-	-
Telephone	41,160	-	-
Technology	249,127	-	-
Student Testing & Assessment	42,013	-	-
Field Trips	107,176	-	-
Transportation (student)	50,000	-	-
Student Services - other	105,600	-	-
Office Expense	48,804	-	-
Staff Development	19,760	-	-
Staff Recruitment	1,000	-	-
Student Recruitment / Marketing	10,000	-	-
School Meals / Lunch	75,624	-	-
Travel (Staff)	1,900	-	-
Fundraising	-	-	-
Other	26,000	-	-
<b>TOTAL SCHOOL OPERATIONS</b>	<b>1,114,227</b>	-	-
<b>FACILITY OPERATION &amp; MAINTENANCE</b>			
Insurance	51,130	-	-
Janitorial	-	-	-
Building and Land Rent / Lease / Facility Finance Interest	22,500	-	-
Repairs & Maintenance	25,000	-	-
Equipment / Furniture	50,000	-	-
Security	-	-	-
Utilities	-	-	-
<b>TOTAL FACILITY OPERATION &amp; MAINTENANCE</b>	<b>148,630</b>	-	-
<b>DEPRECIATION &amp; AMORTIZATION</b>	<b>110,000</b>	-	-
<b>RESERVES / CONTINGENCY</b>	<b>-</b>	-	-
<b>TOTAL EXPENSES</b>	<b>9,473,514</b>	-	-

<b>INITIES</b>
<b>INITIES</b>

<b>Total Revenue</b>	<b>(9,759,762)</b>	-	-								
<b>Total Expenses</b>	<b>9,473,514</b>	-	-								
<b>Net Income</b>	<b>(286,248)</b>	-	-								
<b>Actual Student Enrollment</b>		-									
<div style="border: 1px solid black; padding: 5px; margin-bottom: 5px;"> <p><b>*NOTE: Enrollment, Revenue and Expenditure Data IN the 'Total and Variance Analysis' Section is Based on LAST ACTUAL Quarter Completed</b></p> </div> <table style="width: 100%; border-collapse: collapse;"> <thead> <tr> <th style="width: 60%;"></th> <th style="width: 15%; text-align: center;">Actual vs. Original Budget TY</th> <th style="width: 10%; text-align: center;">PY Actual (PY TY / No. of COMPLETED Actual CY</th> <th style="width: 15%; text-align: center;">Actual CY vs. Actual PY</th> </tr> </thead> <tbody> <tr> <td><b>NET INCOME</b></td> <td style="text-align: right;"><b>(286,248)</b></td> <td style="text-align: center;">-</td> <td style="text-align: center;">-</td> </tr> </tbody> </table>					Actual vs. Original Budget TY	PY Actual (PY TY / No. of COMPLETED Actual CY	Actual CY vs. Actual PY	<b>NET INCOME</b>	<b>(286,248)</b>	-	-
	Actual vs. Original Budget TY	PY Actual (PY TY / No. of COMPLETED Actual CY	Actual CY vs. Actual PY								
<b>NET INCOME</b>	<b>(286,248)</b>	-	-								

**ANITIES**

<b>Total Revenue</b>	(9,759,762)	-	-
<b>Total Expenses</b>	9,473,514	-	-
<b>Net Income</b>	(286,248)	-	-
<b>Actual Student Enrollment</b>		-	

<p><b>*NOTE: Enrollment, Revenue and Expenditure Data IN the 'Total and Variance Analysis' Section is Based on LAST ACTUAL Quarter Completed</b></p>	<p><b>Actual vs. Original Budget TY</b></p>	<p><b>PY Actual (PY TY / No. of COMPLETED Actual CY</b></p>	<p><b>Actual CY vs. Actual PY</b></p>
--	---	---	---------------------------------------

<b>ENROLLMENT - *School Districts Are Linked To Above Entries*</b>			
NYC CHANCELLOR'S OFFICE		-	-
-		-	-
-		-	-
-		-	-
-		-	-
-		-	-
-		-	-
-		-	-
-		-	-
-		-	-
-		-	-
-		-	-
-		-	-
-		-	-
-		-	-
-		-	-
-		-	-
-		-	-
ALL OTHER School Districts: ( Count = 0 )		-	-
<b>TOTAL ENROLLMENT</b>		-	-
<b>REVENUE PER PUPIL</b>		-	-
<b>EXPENSES PER PUPIL</b>		-	-



**Annual Report Requirement**  
*for SUNY Authorized Charter Schools*  
**NEW VISIONS CHARTER HIGH SCHOOL FOR THE HUMANITIES**  
**2017-18**

Administrative  
expenditures per pupil:

\$0.00

Per NYS Statute

Administrative expenditures per pupil: the sum of all general administration salaries and other general administration expenditures divided by the total number of enrolled students. Employee benefit costs or expenditures should not be reported here.

**\*NOTE: THIS TAB ONLY NEEDS TO BE COMPLETED FOR Q4**

<b>Disclosure of Financial Interest by a Current or Proposed Charter School Education Corporation Trustee</b>
---

Trustee Name:

Carol "Lili" Lynton

---

Name of Charter School Education Corporation (for an unmerged school, this is the Charter School Name):

HUM

---

1. List all positions held on the education corporation board (e.g., president, treasurer, parent representative).
  
2. Is the trustee an employee of any school operated by the Education Corporation?  
 Yes  No

If **Yes**, for each school, please provide a description of the position(s) you hold, your responsibilities, your salary and your start date.

3. Is the trustee an employee or agent of the management company or institutional partner of the charter school(s) governed by the Education Corporation?  
 Yes  No

If **Yes**, for each school, please provide a description of the position(s) you hold, your responsibilities, your salary and your start date.

4. Identify each interest/transaction (and provide the requested information) that you or any of your immediate family members or any persons who live with you in your house have held or engaged in with the charter school(s) governed by the Education Corporation during the time you have served on the board, and in the six-month period prior to such service. If there has been no such financial interest or transaction, write **None**. Please note that if you answered **Yes** to Questions 2-4 above, you need not disclose again your employment status, salary, etc.

Date(s)	Nature of Financial Interest/Transaction	Steps taken to avoid a conflict of interest, (e.g., did not vote, did not participate in discussion)	Name of person holding interest or engaging in transaction and relationship to yourself


*None* Please write "None" if applicable. Do not leave this space blank.


5. Identify each individual, business, corporation, union association, firm, partnership, committee proprietorship, franchise holding company, joint stock company, business or real estate trust, non-profit organization, or other organization or group of people doing business with the school(s) governed by the Education Corporation and in which such entity, during the time of your tenure as a trustee, you and/or your immediate family member(s) or person(s) living in your house had a financial interest or other relationship. If you are a member, director, officer or employee of an organization formally partnered with the school(s) that is/are doing business with the school(s) through a management or services agreement, please identify only the name of the organization, your position in the organization, and the relationship between such organization and the school(s). If there was no financial interest, write **None**.


Organization conducting business with the school(s)	Nature of business conducted	Approximate value of the business conducted	Name of Trustee and/or immediate family member of household holding an interest in the organization conducting business with the school(s) and the nature of the interest	Steps Taken to Avoid Conflict of Interest
<p><i>None</i> Please write "None" if applicable. Do not leave this space blank.</p>				


Barclay Lyub 7/13/17  
 Signature Date


Please note that this document is considered a public record and as such, may be made available to members of the public upon request under the Freedom of Information Law. Personal contact information provided below will be redacted.

Business Telephone: 

Business Address: 

E-mail Address: 

Home Telephone: 

Home Address: 

**Disclosure of Financial Interest by a Current or Proposed Charter School Education Corporation Trustee**

Trustee Name:

Peter Cantillo

---

Name of Charter School Education Corporation (for an unmerged school, this is the Charter School Name):

HUM

---

1. List all positions held on the education corporation board (e.g., president, treasurer, parent representative).

2. Is the trustee an employee of any school operated by the Education Corporation?  
 Yes  No

If **Yes**, for each school, please provide a description of the position(s) you hold, your responsibilities, your salary and your start date.

3. Is the trustee an employee or agent of the management company or institutional partner of the charter school(s) governed by the Education Corporation?  
 Yes  No

If **Yes**, for each school, please provide a description of the position(s) you hold, your responsibilities, your salary and your start date.

4. Identify each interest/transaction (and provide the requested information) that you or any of your immediate family members or any persons who live with you in your house have held or engaged in with the charter school(s) governed by the Education Corporation during the time you have served on the board, and in the six-month period prior to such service. If there has been no such financial interest or transaction, write **None**. Please note that if you answered **Yes** to Questions 2-4 above, you need not disclose again your employment status, salary, etc.

Date(s)	Nature of Financial Interest/Transaction	Steps taken to avoid a conflict of interest, (e.g., did not vote, did not participate in discussion)	Name of person holding interest or engaging in transaction and relationship to yourself
<i>None</i>			

<i>Please write "None" if applicable. Do not leave this space blank.</i> <b>None</b>			
---	--	--	--

5. Identify each individual, business, corporation, union association, firm, partnership, committee proprietorship, franchise holding company, joint stock company, business or real estate trust, non-profit organization, or other organization or group of people doing business with the school(s) governed by the Education Corporation and in which such entity, during the time of your tenure as a trustee, you and/or your immediate family member(s) or person(s) living in your house had a financial interest or other relationship. If you are a member, director, officer or employee of an organization formally partnered with the school(s) that is/are doing business with the school(s) through a management or services agreement, please identify only the name of the organization, your position in the organization, and the relationship between such organization and the school(s). If there was no financial interest, write **None**.


Organization conducting business with the school(s)	Nature of business conducted	Approximate value of the business conducted	Name of Trustee and/or immediate family member of household holding an interest in the organization conducting business with the school(s) and the nature of the interest	Steps Taken to Avoid Conflict of Interest
<i>Please write "None" if applicable. Do not leave this space blank.</i>				
<b>None</b>				

Signature  Date 7/17/17

*Please note that this document is considered a public record and as such, may be made available to members of the public upon request under the Freedom of Information Law. Personal contact information provided below will be redacted.*

Business Telephone: 

Business Address: \_\_\_\_\_

E-mail Address: 

Home Telephone: \_\_\_\_\_

Home Address: \_\_\_\_\_

**Disclosure of Financial Interest by a Current or Proposed Charter School Education Corporation Trustee**

Trustee Name:

Frederick Levy

---

Name of Charter School Education Corporation (for an unmerged school, this is the Charter School Name):

HUM

---

1. List all positions held on the education corporation board (e.g., president, treasurer, parent representative).
  
2. Is the trustee an employee of any school operated by the Education Corporation?  
 Yes  No

If **Yes**, for each school, please provide a description of the position(s) you hold, your responsibilities, your salary and your start date.

3. Is the trustee an employee or agent of the management company or institutional partner of the charter school(s) governed by the Education Corporation?  
 Yes  No

If **Yes**, for each school, please provide a description of the position(s) you hold, your responsibilities, your salary and your start date.

4. Identify each interest/transaction (and provide the requested information) that you or any of your immediate family members or any persons who live with you in your house have held or engaged in with the charter school(s) governed by the Education Corporation during the time you have served on the board, and in the six-month period prior to such service. If there has been no such financial interest or transaction, write **None**. Please note that if you answered **Yes** to Questions 2-4 above, you need not disclose again your employment status, salary, etc.

Date(s)	Nature of Financial Interest/Transaction	Steps taken to avoid a conflict of interest, (e.g., did not vote, did not participate in discussion)	Name of person holding interest or engaging in transaction and relationship to yourself

Please write "None" if applicable. Do not leave this space blank.

5. Identify each individual, business, corporation, union association, firm, partnership, committee proprietorship, franchise holding company, joint stock company, business or real estate trust, non-profit organization, or other organization or group of people doing business with the school(s) governed by the Education Corporation and in which such entity, during the time of your tenure as a trustee, you and/or your immediate family member(s) or person(s) living in your house had a financial interest or other relationship. If you are a member, director, officer or employee of an organization formally partnered with the school(s) that is/are doing business with the school(s) through a management or services agreement, please identify only the name of the organization, your position in the organization, and the relationship between such organization and the school(s). If there was no financial interest, write **None**.

Organization conducting business with the school(s)	Nature of business conducted	Approximate value of the business conducted	Name of Trustee and/or immediate family member of household holding an interest in the organization conducting business with the school(s) and the nature of the interest	Steps Taken to Avoid Conflict of Interest
Please write "None" if applicable. Do not leave this space blank.				

*[Handwritten Signature]*

*7/17/07*

Signature

Date

*Please note that this document is considered a public record and as such, may be made available to members of the public upon request under the Freedom of Information Law. Personal contact information provided below will be redacted.*

Business Telephone: NA

Business Address: NA

E-mail Address: \_\_\_\_\_  
 Home Telephone: \_\_\_\_\_  
 Home Address: \_\_\_\_\_

**Disclosure of Financial Interest by a Current or Proposed Charter School Education Corporation Trustee**

Trustee Name:

Michael Nathan

Name of Charter School Education Corporation (for an unmerged school, this is the Charter School Name):

HUM

1. List all positions held on the education corporation board (e.g., president, treasurer, parent representative).

*Three*

2. Is the trustee an employee of any school operated by the Education Corporation?  
 Yes  No

If **Yes**, for each school, please provide a description of the position(s) you hold, your responsibilities, your salary and your start date.

3. Is the trustee an employee or agent of the management company or institutional partner of the charter school(s) governed by the Education Corporation?

Yes  No

If **Yes**, for each school, please provide a description of the position(s) you hold, your responsibilities, your salary and your start date.

4. Identify each interest/transaction (and provide the requested information) that you or any of your immediate family members or any persons who live with you in your house have held or engaged in with the charter school(s) governed by the Education Corporation during the time you have served on the board, and in the six-month period prior to such service. If there has been no such financial interest or transaction, write **None**. Please note that if you answered **Yes** to Questions 2-4 above, you need not disclose again your employment status, salary, etc.

Date(s)	Nature of Financial Interest/Transaction	Steps taken to avoid a conflict of interest, (e.g., did not vote, did not participate in discussion)	Name of person holding interest or engaging in transaction and relationship to yourself
	<i>None</i>		

Please write "None" if applicable. Do not leave this space blank.

5. Identify each individual, business, corporation, union association, firm, partnership, committee proprietorship, franchise holding company, joint stock company, business or real estate trust, non-profit organization, or other organization or group of people doing business with the school(s) governed by the Education Corporation **and** in which such entity, during the time of your tenure as a trustee, you and/or your immediate family member(s) or person(s) living in your house had a financial interest or other relationship. If you are a member, director, officer or employee of an organization formally partnered with the school(s) that is/are doing business with the school(s) through a management or services agreement, please identify only the name of the organization, your position in the organization, and the relationship between such organization and the school(s). If there was no financial interest, write **None**.

Organization conducting business with the school(s)	Nature of business conducted	Approximate value of the business conducted	Name of Trustee and/or immediate family member of household holding an interest in the organization conducting business with the school(s) and the nature of the interest	Steps Taken to Avoid Conflict of Interest
<i>Please write "None" if applicable. Do not leave this space blank.</i>				
	<i>None</i>			

*[Handwritten Signature]*

Signature

*7/12/17*

Date

*Please note that this document is considered a public record and as such, may be made available to members of the public upon request under the Freedom of Information Law. Personal contact information provided below will be redacted.*


**Business Telephone:** \_\_\_\_\_

**Business Address:** \_\_\_\_\_

**E-mail Address:**

**Home Telephone:**

**Home Address:**





FOR INSTITUTE USE ONLY  
 FILING FOR SCHOOL YEAR: \_\_\_\_\_  
 DATE RECEIVED: \_\_\_\_\_

**DISCLOSURE OF FINANCIAL INTEREST  
 BY A NOT-FOR-PROFIT CHARTER SCHOOL  
 EDUCATION CORPORATION TRUSTEE**

1. Name of education corporation: NEW VISIONS CHARTER SCHOOL FOR THE HUMANITIES
2. Trustee's name (print): EDNA R. VEGA
3. Position(s) on board, if any: (e.g., chair, treasurer, committee chair, etc.): \_\_\_\_\_  
DIRECTOR
4. Home address: \_\_\_\_\_
5. Business Address: \_\_\_\_\_
6. Daytime phone: \_\_\_\_\_
7. E-mail: \_\_\_\_\_
8. Is Trustee an employee of the education corporation? \_\_\_ Yes. X No. If you checked yes, please provide a description of the position you hold, your salary and your start date.  
 \_\_\_\_\_
9. Identify each interest/transaction (and provide the requested information) that you or any of your immediate family members have held or engaged in with the education corporation during the prior school year. If there has been no such financial interest or transaction, please *write "None."* Please note that if you answered yes to Question 8, you need not disclose again your employment status, salary, etc.

Date(s)	Nature of Financial Interest/Transaction	Steps Taken to Avoid a Conflict of Interest, (e.g., did not vote, did not participate in discussion)	Identity of Person Holding Interest or Engaging in Transaction (e.g., you and/or immediate family member (name))
<p><i>Please write "None" if applicable. Do not leave this space blank.</i></p> <p>NONE</p>			

10. Identify each individual, business, corporation, union association, firm, partnership, committee proprietorship, franchise holding company, joint stock company, business or real estate trust, non-profit organization, or other organization or group of people doing business with the education corporation *and* in which such entity, during the preceding school year (July 1 – June 30), you and/or your immediate family member(s) had a financial interest or other relationship. If you are a member, director, officer or employee of an organization formally partnered with the education corporation that is doing business with the education corporation through a management or services agreement, you need not list every transaction between such entity and the education corporation that is pursuant to such agreement; rather, please identify only the name of the entity, your position in the entity as well as the relationship between such entity and the education corporation. If there was no financial interest, please *write "None."*

Entity Conducting Business with the Education Corporation	Nature of Business Conducted	Approximate Value of the Business Conducted	Name of Trustee and/or Immediate Family Holding an Interest in the Entity Conducting Business with the Education Corporation and the Nature of the Interest	Steps Taken to Avoid Conflict of Interest
<i>Please write "None" if applicable. Do not leave this space blank.</i>				
NONE				

*Edna R. Uey*

**Signature**

19 JULY 2017

**Date**

**Disclosure of Financial Interest by a Current or Proposed Charter School Education Corporation Trustee**

Trustee Name: JINDRA ZITEK

Name of Charter School Education Corporation (for an unmerged school, this is the Charter School Name):

HUM

1. List all positions held on the education corporation board (e.g., president, treasurer, parent representative). *member*

2. Is the trustee an employee of any school operated by the Education Corporation?  
 Yes  No

If Yes, for each school, please provide a description of the position(s) you hold, your responsibilities, your salary and your start date.

3. Is the trustee an employee or agent of the management company or institutional partner of the charter school(s) governed by the Education Corporation?  
 Yes  No

If Yes, for each school, please provide a description of the position(s) you hold, your responsibilities, your salary and your start date.

4. Identify each interest/transaction (and provide the requested information) that you or any of your immediate family members or any persons who live with you in your house have held or engaged in with the charter school(s) governed by the Education Corporation during the time you have served on the board, and in the six-month period prior to such service. If there has been no such financial interest or transaction, write **None**. Please note that if you answered Yes to Questions 2-4 above, you need not disclose again your employment status, salary, etc.

Date(s)	Nature of Financial Interest/Transaction	Steps taken to avoid a conflict of interest, (e.g., did not vote, did not participate in discussion)	Name of person holding interest or engaging in transaction and relationship to yourself
<i>Please write "None" if applicable. Do not leave this space blank.</i>			

--	--	--	--

5. Identify each individual, business, corporation, union association, firm, partnership, committee proprietorship, franchise holding company, joint stock company, business or real estate trust, non-profit organization, or other organization or group of people doing business with the school(s) governed by the Education Corporation **and** in which such entity, during the time of your tenure as a trustee, you and/or your immediate family member(s) or person(s) living in your house had a financial interest or other relationship. If you are a member, director, officer or employee of an organization formally partnered with the school(s) that is/are doing business with the school(s) through a management or services agreement, please identify only the name of the organization, your position in the organization, and the relationship between such organization and the school(s). If there was no financial interest, write **None**.

Organization conducting business with the school(s)	Nature of business conducted	Approximate value of the business conducted	Name of Trustee and/or immediate family member of household holding an interest in the organization conducting business with the school(s) and the nature of the interest	Steps Taken to Avoid Conflict of Interest
<i>Please write "None" if applicable. Do not leave this space blank.</i>				
		NONE		

*Jill*   
 \_\_\_\_\_  
 Signature

7/25/2017  
 \_\_\_\_\_  
 Date

*Please note that this document is considered a public record and as such, may be made available to members of the public upon request under the Freedom of Information Law. Personal contact information provided below will be redacted.*

Business Telephone: 

Business Address: 

E-mail Address: 

Home Telephone: 

Home Address: 

**Disclosure of Financial Interest by a Current or Proposed Charter School Education Corporation Trustee**

Trustee Name:

NANCY GROSSMAN

Name of Charter School Education Corporation (for an unmerged school, this is the Charter School Name):

HUM

6. List all positions held on the education corporation board (e.g., president, treasurer, parent representative).

*Chairperson*

7. Is the trustee an employee of any school operated by the Education Corporation? \_\_\_ Yes  No

If **Yes**, for each school, please provide a description of the position(s) you hold, your responsibilities, your salary and your start date.

8. Is the trustee an employee or agent of the management company or institutional partner of the charter school(s) governed by the Education Corporation?

\_\_\_ Yes  No

If **Yes**, for each school, please provide a description of the position(s) you hold, your responsibilities, your salary and your start date.

9. Identify each interest/transaction (and provide the requested information) that you or any of your immediate family members or any persons who live with you in your house have held or engaged in with the charter school(s) governed by the Education Corporation during the time you have served on the board, and in the six-month period prior to such service. If there has been no such financial interest or transaction, write **None**. Please note that if you answered **Yes** to Questions 2-4 above, you need not disclose again your employment status, salary, etc.

Date(s)	Nature of Financial Interest/Transaction	Steps taken to avoid a conflict of interest, (e.g., did not vote, did not participate in discussion)	Name of person holding interest or engaging in transaction and relationship to yourself
<i>NONE</i> write "None" if applicable. Do not leave this space blank.			

10. Identify each individual, business, corporation, union association, firm, partnership, committee proprietorship, franchise holding company, joint stock company, business or real estate trust, non-profit organization, or other organization or group of people doing business with the school(s)



**Disclosure of Financial Interest by a Current or Proposed Charter School Education Corporation Trustee**

Trustee Name:

Stacy Martin

Name of Charter School Education Corporation (for an unmerged school, this is the Charter School Name):

HUM

1. List all positions held on the education corporation board (e.g., president, treasurer, parent representative).
  
2. Is the trustee an employee of any school operated by the Education Corporation?  
 Yes  No

If **Yes**, for each school, please provide a description of the position(s) you hold, your responsibilities, your salary and your start date.

3. Is the trustee an employee or agent of the management company or institutional partner of the charter school(s) governed by the Education Corporation?  
 Yes  No

If **Yes**, for each school, please provide a description of the position(s) you hold, your responsibilities, your salary and your start date.

4. Identify each interest/transaction (and provide the requested information) that you or any of your immediate family members or any persons who live with you in your house have held or engaged in with the charter school(s) governed by the Education Corporation during the time you have served on the board, and in the six-month period prior to such service. If there has been no such financial interest or transaction, write **None**. Please note that if you answered **Yes** to Questions 2-4 above, you need not disclose again your employment status, salary, etc.

Date(s) <i>None</i>	Nature of Financial Interest/Transaction	Steps taken to avoid a conflict of interest, (e.g., did not vote, did not participate in discussion)	Name of person holding interest or engaging in transaction and relationship to yourself

<i>Please write "None" if applicable. Do not leave this space blank.</i> None			
--	--	--	--

5. Identify each individual, business, corporation, union association, firm, partnership, committee proprietorship, franchise holding company, joint stock company, business or real estate trust, non-profit organization, or other organization or group of people doing business with the school(s) governed by the Education Corporation and in which such entity, during the time of your tenure as a trustee, you and/or your immediate family member(s) or person(s) living in your house had a financial interest or other relationship. If you are a member, director, officer or employee of an organization formally partnered with the school(s) that is/are doing business with the school(s) through a management or services agreement, please identify only the name of the organization, your position in the organization, and the relationship between such organization and the school(s). If there was no financial interest, write **None**.

Organization conducting business with the school(s)	Nature of business conducted	Approximate value of the business conducted	Name of Trustee and/or immediate family member of household holding an interest in the organization conducting business with the school(s) and the nature of the interest	Steps Taken to Avoid Conflict of Interest
<i>Please write "None" if applicable. Do not leave this space blank.</i> None				

*Stacy J. Mack*  
 Signature

7-19-2017  
 Date

*Please note that this document is considered a public record and as such, may be made available to members of the public upon request under the Freedom of Information Law. Personal contact information provided below will be redacted.*

Business Telephone: [Redacted]  
 Business Address: [Redacted]  
 E-mail Address: [Redacted]  
 Home Telephone: [Redacted]  
 Home Address: [Redacted]



# Entry 9 BOT Table

Created: 07/05/2017 • Last updated: 07/20/2017

(tab across or use scroll bar at bottom of table)

## 1. Current Board Member Information

	Trustee Name	Email Addresses	Position on the Board	Committee Affiliations	Voting Member Per By Laws? (Y/N)	Area of Expertise, and/or Additional Role at School (parent, staff member, etc.)	Number of Terms Served and Length of Each (Include election date and term expiration)	Number of Board Mtgs Attended during 2016-17?
1	Peter Cantillo	[REDACTED]	Trustee/Member		Yes	Business	1, 3 years (12/14/15-12/31/18)	10
2	Nancy Grossman	[REDACTED]	Chair/Board President		Yes	Higher Education, Arts	1, 3 Years (2/22/16-12/31/19)	12
3	Frederick Levy	[REDACTED]	Trustee/Member		Yes		1, 3 years (12/5/16-12/31/19)	5 or less
4	Carol "Lili" Lynton	[REDACTED]	Trustee/Member		Yes	Business	1, 3 Years (1/11/16-12/31/19)	10

5	Stacy Martin	[REDACTED]	Treasurer		Yes	Finance, Non Profit	1, 3 Years (5/18/15-12/31/18)	9
6	Michael Nathan	[REDACTED]	Trustee/Member		Yes		1, 3 Years (4/24/17-12/31/20)	5 or less
7	Selina Urbina	[REDACTED]	Trustee/Member		Yes	Legal, Non Profit	1, 3 Years (2/22/16-12/31/19)	9
8	Edna Vega	[REDACTED]	Trustee/Member		Yes	School Leader, ELLs	1, 3 Years (1/11/16-12/31/19)	6
9	Jindra Zitek	[REDACTED]	Trustee/Member		Yes	Finance	1, 3 Years (1/11/16-12/31/19)	9
10								
11								
12								
13								
14								
15								
16								
17								
18								
19								
20								

- 
- 2. Total Number of Members on June 30, 2016** 9
- 3. Total Number of Members Joining the Board 2016-17 School Year** 2
- 4. Total Number of Members Departing the Board during the 2016-17 School Year** 2
- 5. Number of Voting Members 2016-17, as set by the by-laws, resolution or minutes** 9
- 6. Number of Board Meetings Conducted in the 2016-17 School Year** 12
- 7. Number of Board Meetings Scheduled for the [2017-18](#) School Year** 12

**Thank you.**



# Entry 11 Enrollment and Retention of Special Populations

Last updated: 07/27/2017

## Instructions for Reporting Enrollment and Retention Strategies

Describe the efforts the charter school has made in 2016 2017 toward meeting targets to attract and retain enrollment of students with disabilities, English language learners, and students who are economically disadvantaged. In addition, describe the school’s plans for meeting or making progress toward meeting its enrollment and retention targets in 2017 2018.

## Recruitment/Attraction Efforts Toward Meeting Targets

	Describe Efforts Toward Meeting Recruitment Targets 2016 17)	Describe Plans Toward Meeting Recruitment Targets 2017 18)
Economically Disadvantaged	<p>HUM carried out extensive outreach to community school district 10 and the surrounding districts to inform families and community members about the school and the admissions process. Recruitment strategies were comprehensive and included some of the following: participation in the citywide and borough wide high school fairs hosted by the Department of Education, middle school outreach, direct mailing campaigns to over 17,000 eighth graders residing in the Bronx, street outreach, hosting of open houses and participation in local community events such as fairs and presentations at local networks of community based organizations and social service networks. HUM has built relationships with feeder middle schools and community based organizations over the years. HUM connected with several middle schools including MS 254, MS 45, MS 391 and Emolior Academy. During these visits, HUM presented to families and Parent Teacher Conferences, as well as connected with staff. Some of the visits allowed for face to face contact which facilitates engagement with families of high need students who may have specific questions about supports and programs offered at HUM. Additionally, the school hosted information sessions and open houses to further inform</p>	<p>To meet recruitment targets for 2017 2018, HUM executed similar outreach strategies to that of the previous year. The following outreach strategies were particularly helpful in receiving a substantial number of applications, including those who are economically disadvantaged: participation in the citywide and borough wide high school fairs hosted by the Department of Education, middle school outreach and direct mailing campaigns to over 17,000 eighth graders residing in the Bronx. HUM also utilizes current families as a strategy to help engage potential families in the application and enrollment process.</p> <p>Additionally, HUM has found open houses and school tours to be effective in recruiting special groups because it allows families to ask questions and feel more connected to the staff. HUM operational and instructional staff participated at each school based event where families receive information regarding the application process and were provided assistance if needed. HUM promoted open house events at all outreach events throughout the recruitment season.</p>

families and the community about the school and the admissions process. All information sessions and open houses included the dissemination of recruitment materials, enrollment applications, a question and answer period, a school tour and individual consultation with families who are interested. These are held at HUM and are publicized widely through the dissemination of flyers and postcards to families as well as the school's webpage (<http://www.newvisions.org/HUM>) on the network's website which receives over 15,000 hits during the recruitment season. Families were also encouraged to visit the school to see classes in action and meet currently enrolled students.

At HUM, we see enrollment and retention as a priority, and as such the parent coordinator has continued overseeing and executing HUM's recruitment and marketing efforts. The parent coordinator is supervised by the director of school operations (DSO) and supported by the New Visions network during monthly check ins and quarterly network meetings. This team, along with the DSO is responsible for meeting all enrollment targets and continuously communicating with families from the waitlist as seats become available; until HUM is fully enrolled.

HUM took additional steps to attract English language learners (ELLs) by carrying out comprehensive outreach within community school district 10 and the surrounding districts of 9, 11 and 12. HUM canvassed neighborhoods near the school and hosted tables in strategic locations like Fordham Road to answer questions and encourage families to apply. HUM also benefited from New Visions' extensive network of agencies and organizations that support and interact with these groups of students. New Visions created a database of over 200 partner organizations that supports families throughout the Bronx and NYC, including organizations that provide social services to high need families such as those in the foster care and shelter systems, and connected with them via mailings to promote HUM applications and information about our recruitment process.

In order to reach out to families for whom English is not their primary language and students with IEPs, New Visions, collaborating with HUM, developed family friendly and accessible information regarding support services in place for HUM students. The brochure, *Serving our Students: English Language Learners (ELLs) and students with Individualized Education Plans (IEP) or Section 504 plans* is an example of this work. This brochure outlines the New Visions network guiding principles for supporting our students and supports we have in place, such as bilingual electives, integrated co

In addition to the strategies outline above, HUM took additional steps to ensure that ELL students knew of the school and were encouraged to apply. This included connecting with middle schools in district 10 and all surrounding districts, including those while high ELL populations. Additionally we ensured that all outreach materials were available in Spanish. Most importantly, our application is available in nine languages (English, Spanish, Arabic, Urdu, Russian, Korean, Haitian Creole, French and Chinese) through the NYC Charter Center's Common Application to ensure that non English speaking families have access to apply to our school. Furthermore, HUM benefits from a curated database of over 200 partner organizations that supports families throughout the Bronx and NYC, including organizations that provide social services to high need families such as those in the foster

English  
Language  
Learners

teaching model (ICT) and special education teacher support services (SETSS). This brochure has been translated into Spanish, French, and Haitian Creole to facilitate accessibility for families. HUM found the brochure particularly useful during outreach events such as citywide and borough high school fairs as it promoted conversation between school staff and prospective families of high need students. In addition to the recruitment strategies outlined above, our application was available in nine languages (English, Spanish, Arabic, Urdu, Russian, Korean, Haitian Creole, French and Chinese) through the NYC Charter Center’s Common Application to ensure that non English speaking families have access to apply to our school.

care and shelter systems, and connected with them via mailings to promote HUM applications and information about our recruitment process.

Students with Disabilities

In addition to the recruitment strategies outlined above, we conducted targeted outreach to middle schools with high numbers of students with disabilities as well as provided information by mail and email to a list of over 200 contacts that specifically work with target populations such as Resources for Children with Special Needs. As described above, in order to reach out to families for with students with IEPs, New Visions, collaborating with HUM, developed family friendly and accessible information regarding support services in place for HUM students. The brochure, Serving our Students: English Language Learners (ELLs) and students with Individualized Education Plans (IEP) or Section 504 plans is an example of this work. This brochure outlines the New Visions network guiding principles for supporting our students and supports we have in place, such as bilingual electives, integrated co teaching model (ICT) and special education teacher support services (SETSS). This brochure has been translated into Spanish, French, and Haitian Creole to facilitate accessibility for families. HUM found the brochure particularly useful during outreach events such as citywide and borough high school fairs as it promoted conversation between school staff and prospective families of high need students. This brochure was also used during the middle school information sessions, fairs and at community based forums such as the

In addition to the strategies outline above, HUM took additional steps to ensure that students with disabilities knew of the school and were encouraged to apply. Additionally, whenever possible HUM canvassed neighborhoods near the school and hosted tables in strategic locations like Fordham Road or other heavily visited locations in areas of the Bronx to answer questions directly and encourage families to apply. HUM continued to use New Visions’ family friendly and accessible brochure regarding support services in place for HUM students. The brochure, Serving our Students: English Language Learners (ELLs) and students with Individualized Education Plans (IEP) or Section 504 plans outlines the New Visions network guiding principles for supporting our students and supports we have in place, such as bilingual electives, integrated co teaching model (ICT) and special education teacher support services (SETSS). This brochure has been translated into Spanish, French and Haitian Creole to facilitate accessibility for families.

## Retention Efforts Toward Meeting Targets

	Describe Efforts Toward Meeting Retention Targets 2016 17)	Describe Plans Toward Meeting Retention Targets 2017 18)
Economically Disadvantaged	<p>HUM is committed to attracting and retaining at risk students including economically disadvantaged students by offering a high quality educational program; hiring and training highly qualified teachers, and communicating regularly with families. We utilize the Response to Intervention (RtI) framework which is a multi tiered approach used to efficiently differentiate instruction for all students. The model relies on student literacy assessment data to determine the intensity of the research based interventions needed to accelerate student literacy gains. We utilize the Wilson Language intervention program, Wilson Just Words, and small reading group instruction using Read 180 to provide tiered literacy intervention classes for students depending on their individual learning needs. This tiered approach is inclusive and based on student need, including general education students, students with disabilities, ELLs, and economically disadvantaged students.</p>	<p>HUM puts a number of programs in place to support the academic and social emotional growth and success of students in target sub populations. During the 2017 18 school year HUM will continue to implement an attendance intervention plan in support of meeting retention targets. Traditionally there has been a correlation between the number of absences and the socioeconomic status of a student. HUM acknowledges that many of our students have various aspects in their lives that create barriers, making it difficult for them to focus on their education. Knowing this, HUM will continue to make attendance a main priority. Through earlier intervention, transparency of attendance data, consistent communication and follow up with families we will prevent more of our students from becoming chronically absent. In addition we will create targeted intervention groups and provide mentoring for students.</p>
	<p>As a commitment to retaining ELL students we work with families from the initial meeting at enrollment to ensure that families feel supported and comfortable and are aware of the services available to their students. During enrollment, families complete a Home Language Identification Survey (HLIS) during the student enrollment process which helps to identify students who may need English language support. Once the ELL student is identified, he or she will take the New York State Identification Test for English Language Learners (NYSITELL). The results from the NYSITELL will determine eligibility for English as a Second Language/English as a New Language (ESL/ENL) services. Additionally, the parent and community coordinators at HUM assists the instructional staff in creating spaces for families to come in and speak to staff about their student's progress. HUM has hosted</p>	

family nights where families of students with IEPs and ELLs have an opportunity to speak to staff about their progress.

In addition, HUM monitors students' English proficiency progress in day to day social and academic interactions using formal and informal assessments such as the WIDA Model or teacher created assessments. HUM offers a standalone double block of ESL/ENL for the increasingly large number of beginner to low intermediate ELLs that are attracted to the school. This double block of standalone ESL/ENL replaces the students' ELA course until students are ready to mainstream into ELA. This standalone course has proven more effective than an integrated ELA/ESL course for newcomer ELLs because it provides a "safe space" that builds' students' confidence and more efficiently scaffolds the students' academic English Language skills. As a result, new ELL students are able to quickly mainstream into integrated ELA/ESL courses and are more successful in their core content courses. Furthermore, HUM educates high intermediate, advanced and recently determined proficient ELLs by providing integrated ESL/ENL instruction in the content area classes in the courses most appropriate. HUM also offer Native Language Arts courses levels 1 3 for students whose native language is Spanish in order to develop the student's academic reading and writing skills in Spanish. This course is offered to both English Language Learners and the general population. Research has shown that efforts to develop literacy skills in students' native language will translate into aptitude with their second language literacy development. These services ensure that ELLs gain academic English language fluency as quickly as possible while developing the content knowledge and academic language required for success across the curriculum. While meeting the statutory requirements for educating ELLs, HUM provides its ELL students with equal access to the full and rich educational program provided to native English speakers.

In addition to current efforts made to support and retain ELL students we plan to: continue to distribute the Home Language Survey at the time of enrollment to gather information on the student, which then can be used to determine if a student should take the NYSESLAT and receive ENL services; ensure that all correspondence is translated into Spanish; have translators regularly available for families so that they are comfortable and feel supported within our school community; partner HUM ELLs with mentor teachers that are certified in English to Speakers of Other Languages (ESOL) and/or bilingual and introduce their families to these teacher/mentor advocates; and conduct ELL information sessions for families to help them better understand the supports that HUM provides our ELLs.

English  
Language  
Learners

HUM is committed to retaining students with disabilities, and therefore will continue to

Student  
s with  
Disabilit  
ies

As a commitment to retaining students with disabilities we work with families from the initial meeting at enrollment to ensure that families feel supported and comfortable and are aware of the services available to their students. For students with disabilities, we make the appropriate introductions to staff that will be supporting these areas and set up a time to review each student's IEP, as well as provide any assessments if necessary.

HUM has a special education coordinator and employs certified special education teachers to coordinate special education services and to provide special education support services. The school provides special education teacher support services (SETSS) and integrated co teaching (ICT) services. SETSS provides supplemental instruction to support the participation of a special education student in the general education classroom. These services are designed for greatest flexibility so that students with IEPs can remain in the general education classroom and benefit from the combined expertise of both the general and special education teachers. SETSS services may be provided within the general education classroom or in a separate location on site. In addition, there are ICT sections per grade level that are taught by the core content level teacher (ELA, math, social studies, science) working in conjunction with the grade level special education teacher. Additionally, to continue to support students with IEPs, HUM provides Wilson Literacy Intervention class.

Lastly, through formal quarterly progress reports, the special education teacher review students' academic progress and make adjustments to the supports for general education teachers, including professional development in appropriately accommodating and modifying curriculum and pedagogy to meet the needs of students with disabilities.

work with families from the initial meeting at enrollment to ensure that families feel supported and comfortable and are aware of the services available to their students. For students with disabilities, we make the appropriate introductions to staff that will be supporting these areas and set up a time to review each student's IEP, as well as provide any assessments if necessary.

HUM has an associate director of special education and employs certified special education teachers to coordinate special education services and to provide special education support services. Additionally, HUM provides in house mandated counseling to SWD in accordance with their IEP recommended services. In 2017 2018 HUM will add an additional counselor to support all SWD with Transition Services and partner programs, including ACCESS VR, the Transition Coordination Center, and TOP. The school provides special education teacher support services (SETSS) and integrated co teaching (ICT) services. SETSS provides supplemental instruction to support the participation of a special education student in the general education classroom. These services are designed for greatest flexibility so that students with IEPs can remain in the general education classroom and benefit from the combined expertise of both the general and special education teachers. SETSS services may be provided within the general education classroom or in a separate location on site. In addition, there are ICT sections per grade level that are taught by the core content level teacher (ELA, math, social studies, science) working in conjunction with the grade level special education teacher.

Lastly, through formal quarterly progress reports, the special education teacher will continue to review students' academic progress and make adjustments to the supports for general education teachers, including professional development in appropriately accommodating and modifying curriculum and pedagogy to meet the needs of students with disabilities.



# Entry 12 Classroom Teacher and Administrator Attrition

Last updated: 07/13/2017

Report changes in teacher and administrator staffing.

## Instructions for completing the Classroom Teacher and Administrator Attrition Tables

Charter schools must complete the two tables named 2016-2017 Classroom Teacher and Administrator Attrition to report changes in teacher and administrator staffing in 2016-2017. Please provide the full time equivalent (FTE) of staff on June 30, 2016; the FTE for any departed staff from July 1, 2016 through June 30, 2017; the FTE for added staff from July 1, 2016 through June 30, 2017; and the FTE of staff added in newly created positions from July 1, 2016 through June 30, 2017 using the two tables provided.

### Classroom Teacher Attrition Table

	FTE Classroom Teachers on June 30, 2016	FTE Classroom Teachers Departed 7/1/16 6/30/17	FTE Classroom Teachers Filling Vacant Positions 7/1/16 6/30/17	FTE Classroom Teachers Added in New Positions 7/1/16 6/30/17	FTE of Classroom Teachers on June 30, 2017
	42	5	5	3	45

### Administrator Position Attrition Table

	FTE Administrative Positions on June 30, 2016	FTE Administrators Departed 7/1/16 6/30/17	FTE Administrators Filling Vacant Positions 7/1/16 6/30/17	FTE Administrators Added in New Positions 7/1/16 6/30/17	FTE Administrative Positions on June 30, 2017
	6	1	1	0	6

Thank you

# New Visions Charter High Schools

## 2017-2018 School Calendar

### School Start Date

Thursday, September 7th

### 180 Days Required by NYSED (September-June instructional days, Regents days, and PD days total 183 days)

September – June:

- 166 school days (165 instructional days)
- 13 Regents days (including rating days & RCT)
- 4 professional development days (September 6<sup>th</sup>, November 7<sup>th</sup>, January 29<sup>th</sup>, June 7<sup>th</sup>)
- Last day of school is June 26<sup>th</sup>

### Trimester Instructional Days

- Trimester 1: 55 instructional days
- Trimester 2: 55 instructional days
- Trimester 3: 55 instructional days (note that June 26<sup>th</sup> does not count toward instructional seat time)

### PSAT / SAT & ACT Testing Dates

PSAT: TBD

SAT: TBD

ACT: TBD

### Additional Assessment Windows

Fall Performance Series Reading: TBD

Spring Performance Series Reading: TBD

NYSESLAT: TBD

*Revised 5/1/17*

Purple numbers in right corner indicate instructional days: 183 total (166 school days from September to June + 13 Regents days + 4 PD days). Note: NYSED requires 180 days per year. For credit purposes NYSED indicates 108 hours for unit (two credits) for full year=54 hours (or 3,240 minutes) = 1 credit per semester. New Visions Charter High School students earn 1 credit (3,240 minutes) per trimester.

# July 2017

## New Visions Charter High Schools

Sun	Mon	Tue	Wed	Thu	Fri	Sat
2	3	4 Holiday	5	6	7	8
9	10	11	12	13	14	15
16	17	18	19	20	21	22
23	24	25	26	27	28	29
30	31 New Teacher Report Date: ALL SCHOOLS					

*Revised 5/1/17*

Purple numbers in right corner indicate instructional days: 183 total (166 school days from September to June + 13 Regents days + 4 PD days). Note: NYSED requires 180 days per year. For credit purposes NYSED indicates 108 hours for unit (two credits) for full year=54 hours (or 3,240 minutes) = 1 credit per semester. New Visions Charter High School students earn 1 credit (3,240 minutes) per trimester.

# August 2017

## New Visions Charter High Schools

Sun	Mon	Tue	Wed	Thu	Fri	Sat
		1	2	3	4	5
6	7	8	9	10	11	12
13	14 Returning Teacher Report Date: ALL SCHOOLS	15	16 August Regents Exams	17 August Regents Exams	18	19
20	21	22	23	24	25	26
27	28	29	30	31		

*Revised 5/1/17*

Purple numbers in right corner indicate instructional days: 183 total (166 school days from September to June + 13 Regents days + 4 PD days). Note: NYSED requires 180 days per year. For credit purposes NYSED indicates 108 hours for unit (two credits) for full year=54 hours (or 3,240 minutes) = 1 credit per semester. New Visions Charter High School students earn 1 credit (3,240 minutes) per trimester.

# September 2017

## New Visions Charter High Schools

Sun	Mon	Tue	Wed	Thu	Fri	Sat
					1	2
3	4 Labor Day – No School	5 No School for Students	6 No School for Students Professional Development Day	7 First Day of School	8	9
10	11	12	13	14	15	16
17	18	19	20	21 Rosh Hashanah – No School	22 Rosh Hashanah – No School	23
24	25	26	27	28	29	30

Purple numbers in right corner indicate instructional days: 183 total (166 school days from September to June + 13 Regents days + 4 PD days). Note: NYSED requires 180 days per year. For credit purposes NYSED indicates 108 hours for unit (two credits) for full year=54 hours (or 3,240 minutes) = 1 credit per semester. New Visions Charter High School students earn 1 credit (3,240 minutes) per trimester.

# October 2017

## New Visions Charter High Schools

October 2017						
New Visions Charter High Schools						
Sun	Mon	Tue	Wed	Thu	Fri	Sat
1	2	3	4 BEDS Day	5	6	7
	16	17	18	19	20	
8	9 Columbus Day – No School	10	11	12	13	14
		21	22	23	24	
15	16	17	18 Progress Reports (T1)	19	20	21
		25	26	27	28	29
22	23	24	25	26	27	28
		30	31	32	33	34
29	30	31				
		35	36			

*Revised 5/1/17*

Purple numbers in right corner indicate instructional days: 183 total (166 school days from September to June + 13 Regents days + 4 PD days). Note: NYSED requires 180 days per year. For credit purposes NYSED indicates 108 hours for unit (two credits) for full year=54 hours (or 3,240 minutes) = 1 credit per semester. New Visions Charter High School students earn 1 credit (3,240 minutes) per trimester.

# November 2017

## New Visions Charter High Schools

Sun	Mon	Tue	Wed	Thu	Fri	Sat
			1	2	3	4
			37	38	39	
5	6	7 Election Day – No School for Students Professional Development Day	8	9	10	11
		40	41	42	43	
12	13	14	15	16	17	18
		44	45	46	47	48
19	20	21	22	23 Thanksgiving – No School	24 Thanksgiving – No School	25
		49	50	51		
26	27	28	29	30 End of Trimester #1		
		52	53	54	55	

*Revised 5/1/17*

Purple numbers in right corner indicate instructional days: 183 total (166 school days from September to June + 13 Regents days + 4 PD days). Note: NYSED requires 180 days per year. For credit purposes NYSED indicates 108 hours for unit (two credits) for full year=54 hours (or 3,240 minutes) = 1 credit per semester. New Visions Charter High School students earn 1 credit (3,240 minutes) per trimester.

# December 2017

## New Visions Charter High Schools

Sun	Mon	Tue	Wed	Thu	Fri	Sat
					1 Beginning of Trimester #2	2
3	4	5	6	7	8	9
		2	3	4	5	6
10	11	12	13	14	15	16
		7	8	9	10	11
17	18 Report Cards (T1)	19	20	21	22	23
		12	13	14	15	16
24	25 Winter Break No School	26 Winter Break No School	27 Winter Break No School	28 Winter Break No School	29 Winter Break No School	30

*Revised 5/1/17*

Purple numbers in right corner indicate instructional days: 183 total (166 school days from September to June + 13 Regents days + 4 PD days). Note: NYSED requires 180 days per year. For credit purposes NYSED indicates 108 hours for unit (two credits) for full year=54 hours (or 3,240 minutes) = 1 credit per semester. New Visions Charter High School students earn 1 credit (3,240 minutes) per trimester.

# January 2018

## New Visions Charter High Schools

Sun	Mon	Tue	Wed	Thu	Fri	Sat
	<b>1</b> Winter Break No School	<b>2</b>	<b>3</b>	<b>4</b>	<b>5</b>	<b>6</b>
		17	18	19	20	
<b>7</b>	<b>8</b>	<b>9</b>	<b>10</b>	<b>11</b>	<b>12</b>	<b>13</b>
	21	22	23	24	25	
<b>14</b>	<b>15</b> Martin Luther King Jr. Day – No School	<b>16</b>	<b>17</b> Progress Reports (T2)	<b>18</b>	<b>19</b>	<b>20</b>
		26	27	28	29	
<b>21</b>	<b>22</b> Regents - TBD	<b>23</b> Regents - TBD	<b>24</b> Regents - TBD	<b>25</b> Regents - TBD	<b>26</b> Regents Rating Day	<b>27</b>
<b>28</b>	<b>29</b> No School for Students Regents Scoring (if needed) Professional Development Day	<b>30</b>	<b>31</b>			
		30	31			

*Revised 5/1/17*

Purple numbers in right corner indicate instructional days: 183 total (166 school days from September to June + 13 Regents days + 4 PD days). Note: NYSED requires 180 days per year. For credit purposes NYSED indicates 108 hours for unit (two credits) for full year=54 hours (or 3,240 minutes) = 1 credit per semester. New Visions Charter High School students earn 1 credit (3,240 minutes) per trimester.

# February 2018

## New Visions Charter High Schools

Sun	Mon	Tue	Wed	Thu	Fri	Sat
				1	2	3
					32	33
4	5	6	7	8	9	10
	34	35	36	37	38	
11	12	13	14	15	16	17
	39	40	41	42	Lunar New Year – No School	
18	19	20	21	22	23	24
	President’s Day – No School	Mid-Winter Break – No School	Mid-Winter Break – No School	Mid-Winter Break – No School	Mid-Winter Break – No School	
25	26	27	28			
	43	44	45			

*Revised 5/1/17*

Purple numbers in right corner indicate instructional days: 183 total (166 school days from September to June + 13 Regents days + 4 PD days). Note: NYSED requires 180 days per year. For credit purposes NYSED indicates 108 hours for unit (two credits) for full year=54 hours (or 3,240 minutes) = 1 credit per semester. New Visions Charter High School students earn 1 credit (3,240 minutes) per trimester.

# March 2018

## New Visions Charter High Schools

Sun	Mon	Tue	Wed	Thu	Fri	Sat
				1	2	3
					46	47
4	5	6	7	8	9	10
	48	49	50	51	52	
11	12	13	14	15	16	17
	53	54	55	1	2	
18	19	20	21	22	23	24
	3	4	5	6	7	
25	26	27	28	29	30	31
	8	9	10	11		

*Revised 5/1/17*

Purple numbers in right corner indicate instructional days: 183 total (166 school days from September to June + 13 Regents days + 4 PD days). Note: NYSED requires 180 days per year. For credit purposes NYSED indicates 108 hours for unit (two credits) for full year=54 hours (or 3,240 minutes) = 1 credit per semester. New Visions Charter High School students earn 1 credit (3,240 minutes) per trimester.

# April 2018

## New Visions Charter High Schools

Sun	Mon	Tue	Wed	Thu	Fri	Sat
1	2 Spring Break – No School	3 Spring Break – No School	4 Spring Break – No School	5 Spring Break – No School	6 Spring Break – No School	7
8	9	10	11	12	13	14
	12	13	14	15	16	
15	16	17	18	19	20	21
	17	18	19	20	21	
22	23	24	25	26	27 Progress Reports (T3)	28
	22	23	24	25	26	
29	30					
	27					

*Revised 5/1/17*

Purple numbers in right corner indicate instructional days: 183 total (166 school days from September to June + 13 Regents days + 4 PD days). Note: NYSED requires 180 days per year. For credit purposes NYSED indicates 108 hours for unit (two credits) for full year=54 hours (or 3,240 minutes) = 1 credit per semester. New Visions Charter High School students earn 1 credit (3,240 minutes) per trimester.

# May 2018

## New Visions Charter High Schools

Sun	Mon	Tue	Wed	Thu	Fri	Sat
		1	2	3	4	5
			28	29	30	31
6	7	8	9	10	11	12
		32	33	34	35	36
13	14	15	16	17	18	19
		37	38	39	40	41
20	21	22	23	24	25	26
		42	43	44	45	46
27	28	29	30	31		
	Memorial Day – No School		47	48	49	

*Revised 5/1/17*

Purple numbers in right corner indicate instructional days: 183 total (166 school days from September to June + 13 Regents days + 4 PD days). Note: NYSED requires 180 days per year. For credit purposes NYSED indicates 108 hours for unit (two credits) for full year=54 hours (or 3,240 minutes) = 1 credit per semester. New Visions Charter High School students earn 1 credit (3,240 minutes) per trimester.

# June 2018

## New Visions Charter High Schools

Sun	Mon	Tue	Wed	Thu	Fri	Sat
					1	2
					50	
3	4	5	6	7	8	9
		51	52	53	54	
		No School for Students Professional Development Day				
10	11	12	13	14	15	16
		55			Eid al-Fitr – No School	
		Regents - TBD	Regents - TBD	Regents - TBD		
17	18	19	20	21	22	23
	Regents - TBD	Regents - TBD	Regents - TBD	Regents - TBD	No School for Students Regents Rating Day	
24	25	26	27	28	29	30
	No School for Students	Last Day of School for Students Report Cards (T3)	56		Last Day of School for Teachers	

*Revised 5/1/17*

Purple numbers in right corner indicate instructional days: 183 total (166 school days from September to June + 13 Regents days + 4 PD days). Note: NYSED requires 180 days per year. For credit purposes NYSED indicates 108 hours for unit (two credits) for full year=54 hours (or 3,240 minutes) = 1 credit per semester. New Visions Charter High School students earn 1 credit (3,240 minutes) per trimester.