



Entry 1 School Information

Last updated: 07/16/2017

Please be advised that you will need to complete this cover page (including signatures) before all of the other tasks assigned to you by your authorizer are visible on your task page. While completing this task, please ensure that you select the correct authorizer (**as of June 30, 2017**) or you may not be assigned the correct tasks.

a. SCHOOL NAME AND BEDS# NEW WORLD PREPARATORY CS (SUNY Trustees)

(Select name from the drop down menu)

b. CHARTER AUTHORIZER SUNY Authorized Charter School

(For technical reasons, please re select authorizer name from the drop down menu).

c. DISTRICT / CSD OF LOCATION NYC CSD 31

d1. SCHOOL INFORMATION

| | PRIMARY ADDRESS | PHONE NUMBER | FAX NUMBER | EMAIL ADDRESS |
|--|---|--------------|------------|---------------|
| | 26 Sharpe Avenue Staten Island, New York 10302 | [REDACTED] | [REDACTED] | [REDACTED] |

d2. PHONE CONTACT NUMBER FOR AFTER HOURS EMERGENCIES

| | |
|---------------------------------------|--------------|
| Contact Name | Eugene Foley |
| Title | President |
| Emergency Phone Number (### ###) ###) | [REDACTED] |

e. SCHOOL WEB ADDRESS (URL) www.newworldprep.org

f. DATE OF INITIAL CHARTER 10/2009

g. DATE FIRST OPENED FOR INSTRUCTION 09/2010

i. TOTAL ENROLLMENT ON JUNE 30, 2017 382

j. GRADES SERVED IN SCHOOL YEAR 2016-17

Check all that apply

| | |
|---------------|---------|
| Grades Served | 6, 7, 8 |
|---------------|---------|

k1. DOES THE SCHOOL CONTRACT WITH A CHARTER OR EDUCATIONAL MANAGEMENT ORGANIZATION? No


11. FACILITIES

Does the school maintain or operate multiple sites?

| |
|--------------------|
| No, just one site. |
|--------------------|

12. SCHOOL SITES

Please list the sites where the school will operate for the upcoming school year.

| | Physical Address | Phone Number | District/CSD | Grades Served at Site | School at Full Capacity at Site | Facilities Agreement |
|----------------------------------|---|---|--------------|-----------------------|---------------------------------|----------------------|
| Site 1 (same as primary site) | 26 Sharpe Avenue Staten Island, New York 10302 |  | CSD 31 | 6 8 | Yes | Rent/Lease |
| Site 2 | | | | | | |
| Site 3 | | | | | | |

l2a. Please provide the contact information for Site 1.

| | Name | Work Phone | Alternate Phone | Email Address |
|--------------------|----------------|------------|-----------------|---------------|
| School Leader | Amanda Ainley | [REDACTED] | [REDACTED] | [REDACTED] |
| Operational Leader | Yasmin Peralta | [REDACTED] | [REDACTED] | [REDACTED] |
| Compliance Contact | Eugene Foley | [REDACTED] | [REDACTED] | [REDACTED] |
| Complaint Contact | Eugene Foley | [REDACTED] | [REDACTED] | [REDACTED] |

m1. Is the school or are the school sites co-located? No


n1. Were there any revisions to the school’s charter during the 2016-17 school year? (Please include approved or pending material and non-material charter revisions). No

o. Name and Position of Individual(s) Who Completed the 2016-17 Annual Report. Eugene Foley, President


p. Our signatures below attest that all of the information contained herein is truthful and accurate and that this charter school is in compliance with all aspects of its charter, and with all pertinent Federal, State, and local laws, regulations, and rules. We understand that if any information in any part of this report is found to have been deliberately misrepresented, that will constitute grounds for the revocation of our charter. Check YES if you agree and then use the mouse on your PC or the stylist on your mobile device to sign your name).

Yes

Signature, Head of Charter School

A handwritten signature in black ink, consisting of several fluid, connected strokes. It starts with a large, rounded initial on the left, followed by a series of peaks and valleys that end with a sharp upward stroke on the right.

Signature, President of the Board of Trustees

A handwritten signature in black ink, starting with a long, horizontal line on the left. It then drops down, forms a small loop, rises to a second peak, and ends with a series of upward strokes on the right side.

Date

2017/07/16

Thank you.



Entry 2 NYS School Report Card Link

Last updated: 07/16/2017

1. NEW YORK STATE REPORT CARD

<https://data.nysed.gov/profile.php?instid=800000067673>

Provide a direct URL or web link to the most recent New York State School Report Card for the charter school (See <https://reportcards.nysed.gov/>).

(Charter schools completing year one will not yet have a School Report Card or link to one. Please type "URL is not available" in the space provided).



Entry 4 Expenditures per Child

Last updated: 07/21/2017

Financial Information

This information is required of ALL charter schools. Provide the following measures of fiscal performance of the charter school in Appendix B (Total Expenditures and Administrative Expenditures Per Child):

1. Total Expenditures Per Child

To calculate '**Total Expenditures per Child**' take total expenditures (from the unaudited 2016-17 Schedule of Functional Expenses) and divide by the year end FTE student enrollment. (Integers Only. No dollar signs or commas).

Note: The information on the Schedule of Functional Expenses on pages 41-43 of the Audit Guide can help schools locate the amounts to use in the two per pupil calculations: <http://www.p12.nysed.gov/psc/AuditGuide.html>

| | |
|---|---------|
| Line 1: Total Expenditures | 6276546 |
| Line 2: Year End FTE student enrollment | 384 |
| Line 3: Divide Line 1 by Line 2 | 16335 |

2. Administrative Expenditures per Child

To calculate **'Administrative Expenditures per Child'** To calculate "Administrative Expenditures per Child" first *add* together the following:

1. Take the relevant portion from the 'personnel services cost' row and the 'management and general' column (from the unaudited 2016 17 Schedule of Functional Expenses)
2. Any contracted administrative/management fee paid to other organizations or corporations
3. Take the total from above and divide it by the year end FTE enrollment. The relevant portion that must be included in this calculation is defined as follows:

Administrative Expenditures: Administration and management of the charter school includes the activities and personnel of the offices of the chief school officer, the finance or business offices, school operations personnel, data management and reporting, human resources, technology, etc. It also includes those administrative and management services provided by other organizations or corporations on behalf of the charter school for which the charter school pays a fee or other compensation. Do not include the FTE of personnel whose role is to directly support the instructional program.

Notes:

The information on the Schedule of Functional Expenses on pages 41-43 of the Audit Guide can help schools locate the amounts to use in the two per pupil calculations:

<http://www.p12.nysed.gov/psc/AuditGuide.html>.

Employee benefit costs or expenditures should not be reported in the above calculations.

| | |
|--|--------|
| Line 1: Relevant Personnel Services Cost (Row) | 362824 |
| Line 2: Management and General Cost (Column) | 260389 |
| Line 3: Sum of Line 1 and Line 2 | 623213 |
| Line 5: Divide Line 3 by the Year End FTE student enrollment | 1622 |

Thank you.



**GENERAL INSTRUCTIONS FOR
ANNUAL BUDGET/QUARTERLY REPORT**

TEMPLATE TABS

1- GRAY tab contains the Instructions




| | |
|-------------------------------------|--|
| Instructions | Provides description of tabs and input requirements. |
| Funding by District | Charter School Tuition Rates |

2- BLUE tabs require input of information

| | |
|------------------------------------|--|
| 1.) Name of School | >Select school name from list. >Enter contact information. |
| 2.) Enrollment | Enter enrollment information for Annual Budget (& Revisions) and Quarterly Actuals. Includes: >Enrollment by Grade >Enrollment by District |
| 3.) Staffing Plan | Enter staffing plan information for Annual Budget (& Revisions) and Quarterly Actuals. Includes: >Full Time Equivalent (FTE), by Position Category, By Quarter |
| 4.) Yearly Budget | Enter Yearly Budget information. Includes: >"Pior Year" column may be completed based upon preliminary data, and adjusted with Annual Audited data when the Quarter 2 Actuals are being submitted. (Note: Quarterly Revenue allocation may be set) >Budgeted Enrollment data and Per Pupil Revenue for the current year are populated based upon input on tab "2.) Enrollment." >Budgeted FTE for current year is populated based upon input on tab "3.) Staffing Plan." >All other sources of revenue >All expenses >Budget Revisions, as necessary and <i>approved</i> by the school's Board of Directors, should be submitted when submitting Quarterly Actuals |
| 5.) Balance Sheet | Enter Balance Sheet information for EdCorps. Separate schools merged into a primary EdCorp should NOT use this tab. >"Pior Year" column may be completed based upon preliminary data, and adjusted with Annual Audited data when the Quarter 2 Actuals are being submitted. |

| | |
|---|---|
| 6.) Quarterly Report | Enter Actual Quarterly Report information . Includes: >Actual Enrollment data and Per Pupil Revenue for the current year are populated based upon input on tab "2.) Enrollment." >Actual FTE for current year is populated based upon input on tab "3.) Staffing Plan." >All other sources of revenue >All expenses |
| 7.) Annual Report Requirement | Complete when submitting Actual Quarter 4. |

CELL COLORS & GUIDANCE COMMENTS

-  = Enter information into the light BLUE shaded cells.
-  = Cells labeled in ORANGE containe guidance regarding the input of information.
-  = Cells containing RED triangles in the upper right corner contain "guidance comments" on that particular line item. Please "mouse-over" the triangle to reveal each comment.

Charter Funding Alphabetical By NYS School District
*** (Sum of Charter School Basic Tuition and Supplemental Basic Tuition)**



ANNUAL BUDGET & QUARTERLY REPORT TEMPLATE

New World Preparatory Charter School

SCHOOL

| | |
|--------------|--------------------------------------|
| Name: | New World Preparatory Charter School |
|--------------|--------------------------------------|

CONTACT INFORMATION

| | |
|-----------------------|--------------|
| Contact Name: | Eugene Foley |
| Contact Title: | President |
| Contact Email: | [REDACTED] |
| Contact Phone: | [REDACTED] |

REPORT PERIOD

| | |
|-------------------------------|---------|
| Current Academic Year: | 2017-18 |
| Prior Academic Year: | 2016-17 |

PLAN - FULL TIME EQUIVALENT

STAFFING PLAN - FULL TIME EQUIVALENT ("FTE")

***NOTE:** Enter the number of FTE positions in the "blue" cells.

***NOTE:** If there are NO budget revisions at the time of quarterly submittal leave the 'REVISED' Column(s) COMPLETELY BLANK.

| ADMINISTRATIVE PERSONNEL FTE | ADMINISTRATIVE PERSONNEL FTE | PRIOR YEAR |
|-----------------------------------|-----------------------------------|------------|
| | | 2016-17 |
| | | ACTUAL |
| Executive Management | Executive Management | |
| Instructional Management | Instructional Management | |
| Deans, Directors & Coordinators | Deans, Directors & Coordinators | |
| CFO / Director of Finance | CFO / Director of Finance | |
| Operation / Business Manager | Operation / Business Manager | |
| Administrative Staff | Administrative Staff | |
| TOTAL ADMINISTRATIVE STAFF | TOTAL ADMINISTRATIVE STAFF | 0.0 |

| ANNUAL BUDGETED FTE | | | | | | | |
|---------------------|---------|----------|---------|----------|---------|----------|---------|
| Q1 | | Q2 | | Q3 | | Q4 | |
| Original | Revised | Original | Revised | Original | Revised | Original | Revised |
| 1.0 | | 1.0 | | 1.0 | | 1.0 | |
| 2.0 | | 2.0 | | 2.0 | | 2.0 | |
| 2.0 | | 2.0 | | 2.0 | | 2.0 | |
| 1.0 | | 1.0 | | 1.0 | | 1.0 | |
| 1.0 | | 1.0 | | 1.0 | | 1.0 | |
| 2.0 | | 2.0 | | 2.0 | | 2.0 | |
| 9.0 | 0.0 | 9.0 | 0.0 | 9.0 | 0.0 | 9.0 | 0.0 |

| INSTRUCTIONAL PERSONNEL FTE | INSTRUCTIONAL PERSONNEL FTE | PRIOR YEAR |
|-----------------------------|-----------------------------|------------|
| | | 2016-17 |
| | | ACTUAL |
| Teachers - Regular | Teachers - Regular | |
| Teachers - SPED | Teachers - SPED | |
| Substitute Teachers | Substitute Teachers | |
| Teaching Assistants | Teaching Assistants | |
| Specialty Teachers | Specialty Teachers | |
| Aides | Aides | |
| Therapists & Counselors | Therapists & Counselors | |
| Other | Other | |
| TOTAL INSTRUCTIONAL | TOTAL INSTRUCTIONAL | 0.0 |

| ANNUAL BUDGETED FTE | | | | | | | |
|---------------------|---------|----------|---------|----------|---------|----------|---------|
| Q1 | | Q2 | | Q3 | | Q4 | |
| Original | Revised | Original | Revised | Original | Revised | Original | Revised |
| 40.0 | | 40.0 | | 40.0 | | 40.0 | |
| | | | | | | | |
| 3.0 | | 3.0 | | 3.0 | | 3.0 | |
| | | | | | | | |
| 4.0 | | 4.0 | | 4.0 | | 4.0 | |
| 5.0 | | 5.0 | | 5.0 | | 5.0 | |
| 52.0 | 0.0 | 52.0 | 0.0 | 52.0 | 0.0 | 52.0 | 0.0 |

| NON-INSTRUCTIONAL PERSONNEL FTE | NON-INSTRUCTIONAL PERSONNEL FTE | PRIOR YEAR |
|---------------------------------|---------------------------------|------------|
| | | 2016-17 |
| | | ACTUAL |
| Nurse | Nurse | |
| Librarian | Librarian | |
| Custodian | Custodian | |
| Security | Security | |
| Other | Other | |
| TOTAL NON-INSTRUCTIONAL | TOTAL NON-INSTRUCTIONAL | 0.0 |

| ANNUAL BUDGETED FTE | | | | | | | |
|---------------------|---------|----------|---------|----------|---------|----------|---------|
| Q1 | | Q2 | | Q3 | | Q4 | |
| Original | Revised | Original | Revised | Original | Revised | Original | Revised |
| | | | | | | | |
| 3.0 | | 3.0 | | 3.0 | | 3.0 | |
| 1.0 | | 1.0 | | 1.0 | | 1.0 | |
| 3.0 | | 3.0 | | 3.0 | | 3.0 | |
| 7.0 | 0.0 | 7.0 | 0.0 | 7.0 | 0.0 | 7.0 | 0.0 |

| | | |
|------------------------------------|------------------------------------|-----|
| TOTAL PERSONNEL SERVICE FTE | TOTAL PERSONNEL SERVICE FTE | 0.0 |
|------------------------------------|------------------------------------|-----|

| | | | | | | | |
|------|-----|------|-----|------|-----|------|-----|
| 68.0 | 0.0 | 68.0 | 0.0 | 68.0 | 0.0 | 68.0 | 0.0 |
|------|-----|------|-----|------|-----|------|-----|

**WORLD PREPARATORY CHARTE
2017-18**

PLAN - FULL TIME EQUIVALENT

***NOTE:** Enter the number of FTE positions in the "blue" cells. *Should be input.*

***NOTE:** State the assumptions that are being made for personnel FTE levels.

| ADMINISTRATIVE PERSONNEL FTE | | Description of Assumptions |
|-------------------------------------|---------------|-----------------------------------|
| | Q4 | |
| | Actual | |
| Executive Management | | |
| Instructional Management | | |
| Deans, Directors & Coordinators | | |
| CFO / Director of Finance | | |
| Operation / Business Manager | | |
| Administrative Staff | | |
| TOTAL ADMINISTRATIVE STAFF | 0.0 | |

| INSTRUCTIONAL PERSONNEL FTE | | Description of Assumptions |
|------------------------------------|---------------|-----------------------------------|
| | Q4 | |
| | Actual | |
| Teachers - Regular | | |
| Teachers - SPED | | |
| Substitute Teachers | | |
| Teaching Assistants | | |
| Specialty Teachers | | |
| Aides | | |
| Therapists & Counselors | | |
| Other | | |
| TOTAL INSTRUCTIONAL | 0.0 | |

| NON-INSTRUCTIONAL PERSONNEL FTE | | Description of Assumptions |
|--|---------------|-----------------------------------|
| | Q4 | |
| | Actual | |
| Nurse | | |
| Librarian | | |
| Custodian | | |
| Security | | |
| Other | | |
| TOTAL NON-INSTRUCTIONAL | 0.0 | |

| | | |
|------------------------------------|-----|--|
| TOTAL PERSONNEL SERVICE FTE | 0.0 | |
|------------------------------------|-----|--|

NEW WORLD PREPARATORY CHARTER SCHOOL
Budget / Operating Plan
2017-18

| | - | 1,952,627 | - | - | 1,952,627 | - | - | 1,952,627 |
|--|--------------------------|---------------------------------|----------------|-----------------|-----------------------------------|----------------|-----------------|------------------|
| Total Revenue | - | 1,952,627 | - | - | 1,952,627 | - | - | 1,952,627 |
| Total Expenses | - | 1,334,207 | - | - | 1,903,845 | - | - | 2,119,089 |
| Net Income | - | 618,420 | - | - | 48,782 | - | - | (166,461) |
| Actual Student Enrollment | - | 382 | - | - | 382 | - | - | 382 |
| | Prior Year Actual | 1st Quarter - 7/1 - 9/30 | | | 2nd Quarter - 10/1 - 12/31 | | | 3rd Q |
| | 2016-17 | Original | Revised | | Original | Revised | | Original |
| | Revenue Per Pupil | Budget | Budget | Variance | Budget | Budget | Variance | Budget |
| Charter School Program (CSP) Planning & Implementation | | | | - | | | - | |
| Other | | | | - | | | - | |
| Other | | | | - | | | - | |
| TOTAL REVENUE FROM FEDERAL SOURCES | - | 87,912 | - | - | 87,912 | - | - | 87,912 |
| LOCAL and OTHER REVENUE | | | | | | | | |
| Contributions and Donations | | 1,250 | | - | 1,250 | | - | 1,250 |
| Fundraising | | | | - | | | - | |
| Erate Reimbursement | | 3,750 | | - | 3,750 | | - | 3,750 |
| Earnings on Investments | | | | - | | | - | |
| Interest Income | | 125 | | - | 125 | | - | 125 |
| Food Service (Income from meals) | | | | - | | | - | |
| Text Book | | | | - | | | - | |
| OTHER | | <u>3,250</u> | | - | <u>3,250</u> | | - | <u>3,250</u> |
| TOTAL REVENUE FROM LOCAL and OTHER SOURCES | - | 8,375 | - | - | 8,375 | - | - | 8,375 |
| TOTAL REVENUE | - | <u>1,952,627</u> | - | - | <u>1,952,627</u> | - | - | <u>1,952,627</u> |

NEW WORLD PREPARATORY CHARTER SCHOOL
Budget / Operating Plan
2017-18

| | | | | | | | | |
|----------------------------------|--------------------------|---------------------------------|----------------|-----------------|-----------------------------------|----------------|-----------------|-----------------|
| Total Revenue | - | 1,952,627 | - | - | 1,952,627 | - | - | 1,952,627 |
| Total Expenses | - | 1,334,207 | - | - | 1,903,845 | - | - | 2,119,089 |
| Net Income | - | 618,420 | - | - | 48,782 | - | - | (166,461) |
| Actual Student Enrollment | - | 382 | - | - | 382 | - | - | 382 |
| | Prior Year Actual | 1st Quarter - 7/1 - 9/30 | | | 2nd Quarter - 10/1 - 12/31 | | | 3rd Q |
| | 2016-17 | Original | Revised | | Original | Revised | | Original |
| | Revenue Per Pupil | Budget | Budget | Variance | Budget | Budget | Variance | Budget |

EXPENSES

ADMINISTRATIVE STAFF PERSONNEL COSTS

Avg. No.
of Positions

| | | | | | | | | | |
|-----------------------------------|-------------|----------|----------------|----------|----------|----------------|----------|----------|----------------|
| Executive Management | 1.00 | 48,557 | | - | 41,620 | | - | 48,557 | |
| Instructional Management | 2.00 | 68,175 | | - | 58,436 | | - | 68,175 | |
| Deans, Directors & Coordinators | 2.00 | 49,065 | | - | 42,055 | | - | 49,065 | |
| CFO / Director of Finance | 1.00 | 25,706 | | - | 22,034 | | - | 25,706 | |
| Operation / Business Manager | 1.00 | 18,566 | | - | 15,914 | | - | 18,566 | |
| Administrative Staff | 2.00 | 29,754 | | - | 26,104 | | - | 29,754 | |
| TOTAL ADMINISTRATIVE STAFF | 9.00 | - | 239,823 | - | - | 206,163 | - | - | 239,823 |

INSTRUCTIONAL PERSONNEL COSTS

| | | | | | | | | | |
|----------------------------|--------------|----------|----------------|----------|----------|----------------|----------|----------|----------------|
| Teachers - Regular | 40.00 | 282,104 | | - | 564,209 | | - | 658,243 | |
| Teachers - SPED | - | | | - | | | - | | |
| Substitute Teachers | - | 1,731 | | - | 3,462 | | - | 4,038 | |
| Teaching Assistants | 3.00 | 11,986 | | - | 23,971 | | - | 27,967 | |
| Specialty Teachers | - | | | - | | | - | | |
| Aides | 4.00 | 35,761 | | - | 30,653 | | - | 35,761 | |
| Therapists & Counselors | 5.00 | 36,916 | | - | 73,833 | | - | 86,138 | |
| Other | - | 29,481 | | - | 58,962 | | - | 68,788 | |
| TOTAL INSTRUCTIONAL | 52.00 | - | 397,979 | - | - | 755,088 | - | - | 880,937 |

NON-INSTRUCTIONAL PERSONNEL COSTS

| | | | | | | | | | |
|--------------------------------|-------------|----------|---------------|----------|----------|---------------|----------|----------|---------------|
| Nurse | - | | | - | | | - | | |
| Librarian | - | | | - | | | - | | |
| Custodian | 3.00 | 44,567 | | - | 38,201 | | - | 44,567 | |
| Security | 1.00 | 14,615 | | - | 12,527 | | - | 14,615 | |
| Other | 3.00 | 34,319 | | - | 29,416 | | - | 34,319 | |
| TOTAL NON-INSTRUCTIONAL | 7.00 | - | 93,501 | - | - | 80,144 | - | - | 93,501 |

SUBTOTAL PERSONNEL SERVICE COSTS

| | | | | | | | | | |
|-----------------------------------|-------|---|---------|---|---|-----------|---|---|-----------|
| | 68.00 | - | 731,303 | - | - | 1,041,395 | - | - | 1,214,261 |
| PAYROLL TAXES AND BENEFITS | | | | | | | | | |
| Payroll Taxes | | | 65,817 | | - | 93,726 | | - | 109,283 |
| Fringe / Employee Benefits | | | 97,560 | | - | 138,928 | | - | 161,989 |

NEW WORLD PREPARATORY CHARTER SCHOOL
Budget / Operating Plan
2017-18

| | | | | | | | | |
|---|--|---------------------------------|---------------------------|-----------------|-----------------------------------|---------------------------|-----------------|----------------------------|
| Total Revenue | - | 1,952,627 | - | - | 1,952,627 | - | - | 1,952,627 |
| Total Expenses | - | 1,334,207 | - | - | 1,903,845 | - | - | 2,119,089 |
| Net Income | - | 618,420 | - | - | 48,782 | - | - | (166,461) |
| Actual Student Enrollment | - | 382 | - | - | 382 | - | - | 382 |
| | Prior Year Actual | 1st Quarter - 7/1 - 9/30 | | | 2nd Quarter - 10/1 - 12/31 | | | 3rd C |
| | 2016-17 Revenue Per Pupil | Original Budget | Revised Budget | Variance | Original Budget | Revised Budget | Variance | Original Budget |
| Retirement / Pension | | 15,902 | | - | 22,645 | | - | 26,404 |
| TOTAL PAYROLL TAXES AND BENEFITS | | 179,279 | | - | 255,298 | | - | 297,677 |
| TOTAL PERSONNEL SERVICE COSTS | 68.00 | 910,583 | | - | 1,296,693 | | - | 1,511,937 |
| CONTRACTED SERVICES | | | | | | | | |
| Accounting / Audit | | - | | - | - | | - | - |
| Legal | | 500 | | - | 500 | | - | 500 |
| Management Company Fee | | 99,460 | | - | 99,460 | | - | 99,460 |
| Nurse Services | | | | - | | | - | |
| Food Service / School Lunch | | 11,241 | | - | 33,724 | | - | 33,724 |
| Payroll Services | | | | - | | | - | |
| Special Ed Services | | | | - | | | - | |
| Titlement Services (i.e. Title I) | | | | - | | | - | |
| Other Purchased / Professional / Consulting | | 6,250 | | - | 7,250 | | - | 7,250 |
| TOTAL CONTRACTED SERVICES | | 117,451 | | - | 140,933 | | - | 140,933 |

NEW WORLD PREPARATORY CHARTER SCHOOL
Budget / Operating Plan
2017-18

| | | | | | | | | |
|----------------------------------|---|-----------|---|---|-----------|---|---|-----------|
| Total Revenue | - | 1,952,627 | - | - | 1,952,627 | - | - | 1,952,627 |
| Total Expenses | - | 1,334,207 | - | - | 1,903,845 | - | - | 2,119,089 |
| Net Income | - | 618,420 | - | - | 48,782 | - | - | (166,461) |
| Actual Student Enrollment | - | 382 | - | - | 382 | - | - | 382 |

| | Prior Year Actual 2016-17 Revenue Per Pupil | 1st Quarter - 7/1 - 9/30 | | | 2nd Quarter - 10/1 - 12/31 | | | 3rd Q |
|--|--|--------------------------|-------------------|----------|----------------------------|-------------------|----------|--------------------|
| | | Original Budget | Revised Budget | Variance | Original Budget | Revised Budget | Variance | Original Budget |

SCHOOL OPERATIONS

| | | | | | | | | |
|---|---|---------|---|---|---------|---|---|---------|
| Board Expenses | | 10,000 | | - | 10,000 | | - | 10,000 |
| Classroom / Teaching Supplies & Materials | | 4,000 | | - | 12,000 | | - | 12,000 |
| Special Ed Supplies & Materials | | 3,022 | | - | 9,067 | | - | 9,067 |
| Textbooks / Workbooks | | 4,000 | | - | 12,000 | | - | 12,000 |
| Supplies & Materials other | | | | - | | | - | |
| Equipment / Furniture | | 1,000 | | - | 1,000 | | - | 1,000 |
| Telephone | | 3,000 | | - | 3,000 | | - | 3,000 |
| Technology | | 8,000 | | - | 8,000 | | - | 8,000 |
| Student Testing & Assessment | | 8,100 | | - | 24,300 | | - | 24,300 |
| Field Trips | | 1,500 | | - | 4,500 | | - | 4,500 |
| Transportation (student) | | 200 | | - | 600 | | - | 600 |
| Student Services - other | | 20,600 | | - | 61,800 | | - | 61,800 |
| Office Expense | | 26,250 | | - | 26,250 | | - | 26,250 |
| Staff Development | | 37,100 | | - | 111,300 | | - | 111,300 |
| Staff Recruitment | | 3,500 | | - | 3,500 | | - | 3,500 |
| Student Recruitment / Marketing | | 4,500 | | - | 4,500 | | - | 4,500 |
| School Meals / Lunch | | 500 | | - | 1,500 | | - | 1,500 |
| Travel (Staff) | | 1,000 | | - | 3,000 | | - | 3,000 |
| Fundraising | | | | - | | | - | |
| Other | | 4,250 | | - | 4,250 | | - | 4,250 |
| TOTAL SCHOOL OPERATIONS | - | 140,522 | - | - | 300,567 | - | - | 300,567 |

FACILITY OPERATION & MAINTENANCE

| | | | | | | | | |
|--|---|---------|---|---|---------|---|---|---------|
| Insurance | | 9,500 | | - | 9,500 | | - | 9,500 |
| Janitorial | | 45,000 | | - | 45,000 | | - | 45,000 |
| Building and Land Rent / Lease / Facility Finance Interest | | 29,402 | | - | 29,402 | | - | 29,402 |
| Repairs & Maintenance | | 6,250 | | - | 6,250 | | - | 6,250 |
| Equipment / Furniture | | 2,500 | | - | 2,500 | | - | 2,500 |
| Security | | | | - | | | - | |
| Utilities | | 17,500 | | - | 17,500 | | - | 17,500 |
| TOTAL FACILITY OPERATION & MAINTENANCE | - | 110,152 | - | - | 110,152 | - | - | 110,152 |

DEPRECIATION & AMORTIZATION

| | | | | | | | | |
|--|--|--------|--|---|--------|--|---|--------|
| | | 55,500 | | - | 55,500 | | - | 55,500 |
|--|--|--------|--|---|--------|--|---|--------|

RESERVES / CONTINGENCY

NEW WORLD PREPARATORY CHARTER SCHOOL
Budget / Operating Plan
2017-18

| | | | | | | | | |
|----------------------------------|--------------------------|---------------------------------|----------------|-----------------|-----------------------------------|----------------|-----------------|------------------|
| Total Revenue | - | 1,952,627 | - | - | 1,952,627 | - | - | 1,952,627 |
| Total Expenses | - | 1,334,207 | - | - | 1,903,845 | - | - | 2,119,089 |
| Net Income | - | 618,420 | - | - | 48,782 | - | - | (166,461) |
| Actual Student Enrollment | - | 382 | - | - | 382 | - | - | 382 |
| | Prior Year Actual | 1st Quarter - 7/1 - 9/30 | | | 2nd Quarter - 10/1 - 12/31 | | | 3rd C |
| | 2016-17 | Original | Revised | | Original | Revised | | Original |
| | Revenue Per | Budget | Budget | Variance | Budget | Budget | Variance | Budget |
| | Pupil | | | | | | | |
| TOTAL EXPENSES | - | 1,334,207 | - | - | 1,903,845 | - | - | 2,119,089 |
| NET INCOME | - | 618,420 | - | - | 48,782 | - | - | (166,461) |

| | | | | | |
|--|-----------------------------|-----------------|---------------------------------|-----------------------|-----------------|
| | | | | | |
| Total Revenue | - | - | 1,952,627 | - | - |
| Total Expenses | - | - | 2,521,199 | - | - |
| Net Income | - | - | (568,572) | - | - |
| Actual Student Enrollment | - | - | 382 | - | - |
| | Quarter - 1/1 - 3/31 | | 4th Quarter - 4/1 - 6/30 | | |
| | Revised Budget | Variance | Original Budget | Revised Budget | Variance |
| Charter School Program (CSP) Planning & Implementation | | - | | | - |
| Other | | - | | | - |
| Other | | = | | | = |
| TOTAL REVENUE FROM FEDERAL SOURCES | - | - | 87,912 | - | - |
| LOCAL and OTHER REVENUE | | | | | |
| Contributions and Donations | | - | 1,250 | | - |
| Fundraising | | - | | | - |
| Erate Reimbursement | | - | 3,750 | | - |
| Earnings on Investments | | - | | | - |
| Interest Income | | - | 125 | | - |
| Food Service (Income from meals) | | - | | | - |
| Text Book | | - | | | - |
| OTHER | | = | <u>3,250</u> | | = |
| TOTAL REVENUE FROM LOCAL and OTHER SOURCES | - | - | 8,375 | - | - |
| TOTAL REVENUE | - | - | <u>1,952,627</u> | - | - |

| | | Quarter - 1/1 - 3/31 | | 4th Quarter - 4/1 - 6/30 | | |
|---|--------------|-----------------------|----------|--------------------------|----------------|----------|
| | | Revised Budget | Variance | Original Budget | Revised Budget | Variance |
| Total Revenue | | - | - | 1,952,627 | - | - |
| Total Expenses | | - | - | 2,521,199 | - | - |
| Net Income | | - | - | (568,572) | - | - |
| Actual Student Enrollment | | - | - | 382 | - | - |
| EXPENSES | | | | | | |
| ADMINISTRATIVE STAFF PERSONNEL COSTS | | Avg. No. of Positions | | | | |
| Executive Management | 1.00 | | - | 41,620 | | - |
| Instructional Management | 2.00 | | - | 58,436 | | - |
| Deans, Directors & Coordinators | 2.00 | | - | 42,055 | | - |
| CFO / Director of Finance | 1.00 | | - | 22,034 | | - |
| Operation / Business Manager | 1.00 | | - | 15,914 | | - |
| Administrative Staff | 2.00 | | - | 26,104 | | - |
| TOTAL ADMINISTRATIVE STAFF | 9.00 | - | - | 206,163 | - | - |
| INSTRUCTIONAL PERSONNEL COSTS | | | | | | |
| Teachers - Regular | 40.00 | | - | 940,348 | | - |
| Teachers - SPED | - | | - | | | - |
| Substitute Teachers | - | | - | 5,769 | | - |
| Teaching Assistants | 3.00 | | - | 39,952 | | - |
| Specialty Teachers | - | | - | | | - |
| Aides | 4.00 | | - | 30,653 | | - |
| Therapists & Counselors | 5.00 | | - | 123,055 | | - |
| Other | - | | - | 98,269 | | - |
| TOTAL INSTRUCTIONAL | 52.00 | - | - | 1,238,046 | - | - |
| NON-INSTRUCTIONAL PERSONNEL COSTS | | | | | | |
| Nurse | - | | - | | | - |
| Librarian | - | | - | | | - |
| Custodian | 3.00 | | - | 38,201 | | - |
| Security | 1.00 | | - | 12,527 | | - |
| Other | 3.00 | | - | 29,416 | | - |
| TOTAL NON-INSTRUCTIONAL | 7.00 | - | - | 80,144 | - | - |
| SUBTOTAL PERSONNEL SERVICE COSTS | | 68.00 | - | 1,524,352 | - | - |
| PAYROLL TAXES AND BENEFITS | | | | | | |
| Payroll Taxes | | | - | 137,192 | | - |
| Fringe / Employee Benefits | | | - | 203,357 | | - |

| | | | | | | |
|---|-------|-----------------------------|-----------------|------------------------|---------------------------------|-----------------|
| | | | | | | |
| Total Revenue | | - | - | 1,952,627 | - | - |
| Total Expenses | | - | - | 2,521,199 | - | - |
| Net Income | | - | - | (568,572) | - | - |
| Actual Student Enrollment | | - | - | 382 | - | - |
| | | Quarter - 1/1 - 3/31 | | | 4th Quarter - 4/1 - 6/30 | |
| | | Revised Budget | Variance | Original Budget | Revised Budget | Variance |
| Retirement / Pension | | | - | 33,147 | | - |
| TOTAL PAYROLL TAXES AND BENEFITS | | - | - | 373,696 | - | - |
| TOTAL PERSONNEL SERVICE COSTS | | | | | | |
| | 68.00 | - | - | 1,898,048 | - | - |
| CONTRACTED SERVICES | | | | | | |
| Accounting / Audit | | | - | 16,000 | | - |
| Legal | | | - | 500 | | - |
| Management Company Fee | | | - | 99,460 | | - |
| Nurse Services | | | - | | | - |
| Food Service / School Lunch | | | - | 33,724 | | - |
| Payroll Services | | | - | | | - |
| Special Ed Services | | | - | | | - |
| Titlement Services (i.e. Title I) | | | - | | | - |
| Other Purchased / Professional / Consulting | | | - | <u>7,250</u> | | - |
| TOTAL CONTRACTED SERVICES | | - | - | 156,933 | - | - |

| | | | | | |
|--|-----------------------------|-----------------|---------------------------------|-----------------------|-----------------|
| | | | | | |
| Total Revenue | - | - | 1,952,627 | - | - |
| Total Expenses | - | - | 2,521,199 | - | - |
| Net Income | - | - | (568,572) | - | - |
| Actual Student Enrollment | - | - | 382 | - | - |
| | Quarter - 1/1 - 3/31 | | 4th Quarter - 4/1 - 6/30 | | |
| | Revised Budget | Variance | Original Budget | Revised Budget | Variance |
| SCHOOL OPERATIONS | | | | | |
| Board Expenses | | - | 10,000 | | - |
| Classroom / Teaching Supplies & Materials | | - | 12,000 | | - |
| Special Ed Supplies & Materials | | - | 9,067 | | - |
| Textbooks / Workbooks | | - | 12,000 | | - |
| Supplies & Materials other | | - | | | - |
| Equipment / Furniture | | - | 1,000 | | - |
| Telephone | | - | 3,000 | | - |
| Technology | | - | 8,000 | | - |
| Student Testing & Assessment | | - | 24,300 | | - |
| Field Trips | | - | 4,500 | | - |
| Transportation (student) | | - | 600 | | - |
| Student Services - other | | - | 61,800 | | - |
| Office Expense | | - | 26,250 | | - |
| Staff Development | | - | 111,300 | | - |
| Staff Recruitment | | - | 3,500 | | - |
| Student Recruitment / Marketing | | - | 4,500 | | - |
| School Meals / Lunch | | - | 1,500 | | - |
| Travel (Staff) | | - | 3,000 | | - |
| Fundraising | | - | | | - |
| Other | | = | <u>4,250</u> | | = |
| TOTAL SCHOOL OPERATIONS | - | - | 300,567 | - | - |
| FACILITY OPERATION & MAINTENANCE | | | | | |
| Insurance | | - | 9,500 | | - |
| Janitorial | | - | 45,000 | | - |
| Building and Land Rent / Lease / Facility Finance Interest | | - | 29,402 | | - |
| Repairs & Maintenance | | - | 6,250 | | - |
| Equipment / Furniture | | - | 2,500 | | - |
| Security | | - | | | - |
| Utilities | | = | <u>17,500</u> | | = |
| TOTAL FACILITY OPERATION & MAINTENANCE | - | - | 110,152 | - | - |
| DEPRECIATION & AMORTIZATION | | - | 55,500 | | - |
| RESERVES / CONTINGENCY | | - | | | - |

| | | | | | |
|----------------------------------|-----------------------------|-----------------|---------------------------------|-----------------------|-----------------|
| | | | | | |
| Total Revenue | - | - | 1,952,627 | - | - |
| Total Expenses | - | - | 2,521,199 | - | - |
| Net Income | - | - | (568,572) | - | - |
| Actual Student Enrollment | - | - | 382 | - | - |
| | Quarter - 1/1 - 3/31 | | 4th Quarter - 4/1 - 6/30 | | |
| | Revised Budget | Variance | Original Budget | Revised Budget | Variance |
| TOTAL EXPENSES | - | - | 2,521,199 | - | - |
| NET INCOME | - | - | (568,572) | - | - |

NEW WORLD PREPARATORY CHARTER SCHOOL
Budget / Operating Plan
2017-18

| | | | | | |
|--|-------------------------|-------------------------|-----------------|--------------------------------------|-------------------------------------|
| Total Revenue | 7,810,508 | 7,810,508 | - | 7,810,508 | 7,810,508 |
| Total Expenses | 7,878,340 | 7,878,340 | - | (7,878,340) | (7,878,340) |
| Net Income | (67,832) | (67,832) | - | (67,832) | (67,832) |
| Actual Student Enrollment | | | | | |
| | Total Year | | | VARIANCE | |
| | Original Budget | Revised Budget | Variance | Original Budget vs. PY Budget | Revised Budget vs. PY Budget |
| Charter School Program (CSP) Planning & Implementation | - | - | - | - | - |
| Other | - | - | - | - | - |
| Other | - | - | - | - | - |
| TOTAL REVENUE FROM FEDERAL SOURCES | 351,648 | 351,648 | - | 351,648 | 351,648 |
| LOCAL and OTHER REVENUE | | | | | |
| Contributions and Donations | 5,000 | 5,000 | - | 5,000 | 5,000 |
| Fundraising | - | - | - | - | - |
| Erate Reimbursement | 15,000 | 15,000 | - | 15,000 | 15,000 |
| Earnings on Investments | - | - | - | - | - |
| Interest Income | 500 | 500 | - | 500 | 500 |
| Food Service (Income from meals) | - | - | - | - | - |
| Text Book | - | - | - | - | - |
| OTHER | <u>13,000</u> | <u>13,000</u> | - | <u>13,000</u> | <u>13,000</u> |
| TOTAL REVENUE FROM LOCAL and OTHER SOURCES | 33,500 | 33,500 | - | 33,500 | 33,500 |
| TOTAL REVENUE | <u>7,810,508</u> | <u>7,810,508</u> | - | <u>7,810,508</u> | <u>7,810,508</u> |

DESCRIPTION OF ASSUMPTIONS

NEW WORLD PREPARATORY CHARTER SCHOOL
Budget / Operating Plan
2017-18

| | | | | | |
|----------------------------------|------------------|------------------|----------|--------------------|--------------------|
| Total Revenue | 7,810,508 | 7,810,508 | - | 7,810,508 | 7,810,508 |
| Total Expenses | 7,878,340 | 7,878,340 | - | (7,878,340) | (7,878,340) |
| Net Income | (67,832) | (67,832) | - | (67,832) | (67,832) |
| Actual Student Enrollment | | | | | |

| | Total Year | | | VARIANCE | |
|--|-----------------|----------------|----------|-------------------------------|------------------------------|
| | Original Budget | Revised Budget | Variance | Original Budget vs. PY Budget | Revised Budget vs. PY Budget |

DESCRIPTION OF ASSUMPTIONS

EXPENSES

ADMINISTRATIVE STAFF PERSONNEL COSTS

Avg. No. of Positions

| | | | | | | |
|-----------------------------------|-------------|----------------|----------------|----------|------------------|------------------|
| Executive Management | 1.00 | 180,353 | 180,353 | - | (180,353) | (180,353) |
| Instructional Management | 2.00 | 253,222 | 253,222 | - | (253,222) | (253,222) |
| Deans, Directors & Coordinators | 2.00 | 182,240 | 182,240 | - | (182,240) | (182,240) |
| CFO / Director of Finance | 1.00 | 95,481 | 95,481 | - | (95,481) | (95,481) |
| Operation / Business Manager | 1.00 | 68,959 | 68,959 | - | (68,959) | (68,959) |
| Administrative Staff | 2.00 | 111,716 | 111,716 | - | (111,716) | (111,716) |
| TOTAL ADMINISTRATIVE STAFF | 9.00 | 891,971 | 891,971 | - | (891,971) | (891,971) |

INSTRUCTIONAL PERSONNEL COSTS

| | | | | | | |
|----------------------------|--------------|------------------|------------------|----------|--------------------|--------------------|
| Teachers - Regular | 40.00 | 2,444,904 | 2,444,904 | - | (2,444,904) | (2,444,904) |
| Teachers - SPED | - | - | - | - | - | - |
| Substitute Teachers | - | 15,000 | 15,000 | - | (15,000) | (15,000) |
| Teaching Assistants | 3.00 | 103,876 | 103,876 | - | (103,876) | (103,876) |
| Specialty Teachers | - | - | - | - | - | - |
| Aides | 4.00 | 132,828 | 132,828 | - | (132,828) | (132,828) |
| Therapists & Counselors | 5.00 | 319,942 | 319,942 | - | (319,942) | (319,942) |
| Other | - | 255,500 | 255,500 | - | (255,500) | (255,500) |
| TOTAL INSTRUCTIONAL | 52.00 | 3,272,050 | 3,272,050 | - | (3,272,050) | (3,272,050) |

NON-INSTRUCTIONAL PERSONNEL COSTS

| | | | | | | |
|--------------------------------|-------------|----------------|----------------|----------|------------------|------------------|
| Nurse | - | - | - | - | - | - |
| Librarian | - | - | - | - | - | - |
| Custodian | 3.00 | 165,536 | 165,536 | - | (165,536) | (165,536) |
| Security | 1.00 | 54,284 | 54,284 | - | (54,284) | (54,284) |
| Other | 3.00 | 127,470 | 127,470 | - | (127,470) | (127,470) |
| TOTAL NON-INSTRUCTIONAL | 7.00 | 347,290 | 347,290 | - | (347,290) | (347,290) |

SUBTOTAL PERSONNEL SERVICE COSTS

PAYROLL TAXES AND BENEFITS

| | | | | | | |
|----------------------------|--|---------|---------|---|-----------|-----------|
| Payroll Taxes | | 406,018 | 406,018 | - | (406,018) | (406,018) |
| Fringe / Employee Benefits | | 601,834 | 601,834 | - | (601,834) | (601,834) |

NEW WORLD PREPARATORY CHARTER SCHOOL
Budget / Operating Plan
2017-18

| | | | | | |
|---|------------------------|-----------------------|-----------------|--------------------------------------|-------------------------------------|
| Total Revenue | 7,810,508 | 7,810,508 | - | 7,810,508 | 7,810,508 |
| Total Expenses | 7,878,340 | 7,878,340 | - | (7,878,340) | (7,878,340) |
| Net Income | (67,832) | (67,832) | - | (67,832) | (67,832) |
| Actual Student Enrollment | | | | | |
| | Total Year | | | VARIANCE | |
| | Original Budget | Revised Budget | Variance | Original Budget vs. PY Budget | Revised Budget vs. PY Budget |
| Retirement / Pension | 98,098 | 98,098 | - | (98,098) | (98,098) |
| TOTAL PAYROLL TAXES AND BENEFITS | 1,105,950 | 1,105,950 | - | (1,105,950) | (1,105,950) |
| TOTAL PERSONNEL SERVICE COSTS | 5,617,261 | 5,617,261 | - | (5,617,261) | (5,617,261) |
| CONTRACTED SERVICES | | | | | |
| Accounting / Audit | 16,000 | 16,000 | - | (16,000) | (16,000) |
| Legal | 2,000 | 2,000 | - | (2,000) | (2,000) |
| Management Company Fee | 397,838 | 397,838 | - | (397,838) | (397,838) |
| Nurse Services | - | - | - | - | - |
| Food Service / School Lunch | 112,412 | 112,412 | - | (112,412) | (112,412) |
| Payroll Services | - | - | - | - | - |
| Special Ed Services | - | - | - | - | - |
| Titlement Services (i.e. Title I) | - | - | - | - | - |
| Other Purchased / Professional / Consulting | 28,000 | 28,000 | - | (28,000) | (28,000) |
| TOTAL CONTRACTED SERVICES | 556,250 | 556,250 | - | (556,250) | (556,250) |

68.00

DESCRIPTION OF ASSUMPTIONS

NEW WORLD PREPARATORY CHARTER SCHOOL
Budget / Operating Plan
2017-18

| | | | | | |
|----------------------------------|------------------|------------------|----------|--------------------|--------------------|
| Total Revenue | 7,810,508 | 7,810,508 | - | 7,810,508 | 7,810,508 |
| Total Expenses | 7,878,340 | 7,878,340 | - | (7,878,340) | (7,878,340) |
| Net Income | (67,832) | (67,832) | - | (67,832) | (67,832) |
| Actual Student Enrollment | | | | | |

| | Total Year | | | VARIANCE | |
|--|------------------------|-----------------------|-----------------|--------------------------------------|-------------------------------------|
| | Original Budget | Revised Budget | Variance | Original Budget vs. PY Budget | Revised Budget vs. PY Budget |

DESCRIPTION OF ASSUMPTIONS

SCHOOL OPERATIONS

| | | | | | |
|---|------------------|------------------|----------|--------------------|--------------------|
| Board Expenses | 40,000 | 40,000 | - | (40,000) | (40,000) |
| Classroom / Teaching Supplies & Materials | 40,000 | 40,000 | - | (40,000) | (40,000) |
| Special Ed Supplies & Materials | 30,223 | 30,223 | - | (30,223) | (30,223) |
| Textbooks / Workbooks | 40,000 | 40,000 | - | (40,000) | (40,000) |
| Supplies & Materials other | - | - | - | - | - |
| Equipment / Furniture | 4,000 | 4,000 | - | (4,000) | (4,000) |
| Telephone | 12,000 | 12,000 | - | (12,000) | (12,000) |
| Technology | 32,000 | 32,000 | - | (32,000) | (32,000) |
| Student Testing & Assessment | 81,000 | 81,000 | - | (81,000) | (81,000) |
| Field Trips | 15,000 | 15,000 | - | (15,000) | (15,000) |
| Transportation (student) | 2,000 | 2,000 | - | (2,000) | (2,000) |
| Student Services - other | 206,000 | 206,000 | - | (206,000) | (206,000) |
| Office Expense | 105,000 | 105,000 | - | (105,000) | (105,000) |
| Staff Development | 371,000 | 371,000 | - | (371,000) | (371,000) |
| Staff Recruitment | 14,000 | 14,000 | - | (14,000) | (14,000) |
| Student Recruitment / Marketing | 18,000 | 18,000 | - | (18,000) | (18,000) |
| School Meals / Lunch | 5,000 | 5,000 | - | (5,000) | (5,000) |
| Travel (Staff) | 10,000 | 10,000 | - | (10,000) | (10,000) |
| Fundraising | - | - | - | - | - |
| Other | 17,000 | 17,000 | - | (17,000) | (17,000) |
| TOTAL SCHOOL OPERATIONS | 1,042,223 | 1,042,223 | - | (1,042,223) | (1,042,223) |

FACILITY OPERATION & MAINTENANCE

| | | | | | |
|--|----------------|----------------|----------|------------------|------------------|
| Insurance | 38,000 | 38,000 | - | (38,000) | (38,000) |
| Janitorial | 180,000 | 180,000 | - | (180,000) | (180,000) |
| Building and Land Rent / Lease / Facility Finance Interest | 117,606 | 117,606 | - | (117,606) | (117,606) |
| Repairs & Maintenance | 25,000 | 25,000 | - | (25,000) | (25,000) |
| Equipment / Furniture | 10,000 | 10,000 | - | (10,000) | (10,000) |
| Security | - | - | - | - | - |
| Utilities | 70,000 | 70,000 | - | (70,000) | (70,000) |
| TOTAL FACILITY OPERATION & MAINTENANCE | 440,606 | 440,606 | - | (440,606) | (440,606) |

DEPRECIATION & AMORTIZATION

| | | | | | |
|--|---------|---------|---|-----------|-----------|
| | 222,000 | 222,000 | - | (222,000) | (222,000) |
|--|---------|---------|---|-----------|-----------|

RESERVES / CONTINGENCY

| | | | | | |
|--|---|---|---|---|---|
| | - | - | - | - | - |
|--|---|---|---|---|---|

**NEW WORLD PREPARATORY CHARTER SCHOOL
Budget / Operating Plan**

2017-18

| | | | | | |
|----------------------------------|----------------------------|---------------------------|-----------------|--|---|
| Total Revenue | 7,810,508 | 7,810,508 | - | 7,810,508 | 7,810,508 |
| Total Expenses | 7,878,340 | 7,878,340 | - | (7,878,340) | (7,878,340) |
| Net Income | (67,832) | (67,832) | - | (67,832) | (67,832) |
| Actual Student Enrollment | | | | | |
| | Total Year | | | VARIANCE | |
| | Original Budget | Revised Budget | Variance | Original Budget vs. PY Budget | Revised Budget vs. PY Budget |
| TOTAL EXPENSES | 7,878,340 | 7,878,340 | - | (7,878,340) | (7,878,340) |
| NET INCOME | (67,832) | (67,832) | - | (67,832) | (67,832) |

DESCRIPTION OF ASSUMPTIONS

**NEW WORLD PREPARATORY CHARTER SCHOOL
Budget / Operating Plan**

2017-18

| | | | | | |
|----------------------------------|-----------|-----------|---|-------------|-------------|
| Total Revenue | 7,810,508 | 7,810,508 | - | 7,810,508 | 7,810,508 |
| Total Expenses | 7,878,340 | 7,878,340 | - | (7,878,340) | (7,878,340) |
| Net Income | (67,832) | (67,832) | - | (67,832) | (67,832) |
| Actual Student Enrollment | | | | | |

Total Year

VARIANCE

| | | | | |
|----------------------------|---------------------------|-----------------|--|---|
| Original Budget | Revised Budget | Variance | Original Budget vs. PY Budget | Revised Budget vs. PY Budget |
|----------------------------|---------------------------|-----------------|--|---|

DESCRIPTION OF ASSUMPTIONS

ENROLLMENT - *School Districts Are Linked To Above Entries*

Number of Districts:

NYC CHANCELLOR'S OFFICE

-
-
-
-
-
-
-
-
-
-
-
-
-
-
-
-
-
-
-
-

ALL OTHER School Districts: (Weighted Avg)

TOTAL ENROLLMENT

REVENUE PER PUPIL

EXPENSES PER PUPIL

**NEW WORLD PREPARATORY CHARTER SCHOOL
BALANCE SHEET
2017-18**

| | <u>Prior Year</u> | Q1 | Q2 | Q3 | Q4 |
|--|-------------------|-------------------|--------------------|-------------------|-------------------|
| | <u>2016-17</u> | <u>As of 9/30</u> | <u>As of 12/31</u> | <u>As of 3/31</u> | <u>As of 6/30</u> |
| <u>ASSETS</u> | | | | | |
| <u>CURRENT ASSETS</u> | | | | | |
| Cash and cash equivalents | - | - | - | - | - |
| Grants and contracts receivable | - | - | - | - | - |
| Accounts receivables | - | - | - | - | - |
| Prepaid Expenses | - | - | - | - | - |
| Contributions and other receivables | - | - | - | - | - |
| TOTAL CURRENT ASSETS | - | - | - | - | - |
| <u>PROPERTY, BUILDING AND EQUIPMENT, net</u> | - | - | - | - | - |
| <u>OTHER ASSETS</u> | - | - | - | - | - |
| TOTAL ASSETS | - | - | - | - | - |
| <u>LIABILITIES AND NET ASSETS</u> | | | | | |
| <u>CURRENT LIABILITIES</u> | | | | | |
| Accounts payable and accrued expenses | - | - | - | - | - |
| Accrued payroll and benefits | - | - | - | - | - |
| Deferred Revenue | - | - | - | - | - |
| Current maturities of long-term debt | - | - | - | - | - |
| Short Term Debt - Bonds, Notes Payable | - | - | - | - | - |
| Other | - | - | - | - | - |
| TOTAL CURRENT LIABILITIES | - | - | - | - | - |
| <u>LONG-TERM DEBT and NOTES PAYABLE, net current maturities</u> | - | - | - | - | - |
| TOTAL LIABILITIES | - | - | - | - | - |
| <u>NET ASSETS</u> | | | | | |
| Unrestricted | - | - | - | - | - |
| Temporarily restricted | - | - | - | - | - |
| TOTAL NET ASSETS | - | - | - | - | - |
| TOTAL LIABILITIES AND NET ASSETS | - | - | - | - | - |

NEW WORLD PREPARATORY CHAF
Budget / Operating Plan

2017-18

| | | | | | | | |
|---|---------------------------------|-----------------------|-----------------|-----------------------------------|-----------------------|-----------------|---------------|
| Total Revenue | - | 1,952,627 | - | - | 1,952,627 | - | - |
| Total Expenses | - | 1,334,207 | - | - | 1,903,845 | - | - |
| Net Income | - | 618,420 | - | - | 48,782 | - | - |
| Actual Student Enrollment | - | 382 | - | - | 382 | - | - |
| 2017-18 | | | | | | | |
| | 1st Quarter - 7/1 - 9/30 | | | 2nd Quarter - 10/1 - 12/31 | | | 3rd Q |
| *NOTE: Enrollment, Revenue and Expenditure Data IN the 'Total and Variance Analysis' Section is Based on LAST ACTUAL Quarter Completed | Actual | Current Budget | Variance | Actual | Current Budget | Variance | Actual |
| Other | - | - | - | - | - | - | - |
| TOTAL REVENUE FROM FEDERAL SOURCES | - | 87,912 | - | - | 87,912 | - | - |
| LOCAL and OTHER REVENUE | | | | | | | |
| Contributions and Donations | | 1,250 | - | | 1,250 | - | |
| Fundraising | | - | - | | - | - | |
| Erate Reimbursement | | 3,750 | - | | 3,750 | - | |
| Earnings on Investments | | - | - | | - | - | |
| Interest Income | | 125 | - | | 125 | - | |
| Food Service (Income from meals) | | - | - | | - | - | |
| Text Book | | - | - | | - | - | |
| OTHER | | <u>3,250</u> | - | | <u>3,250</u> | - | |
| TOTAL REVENUE FROM LOCAL and OTHER SOURCES | - | 8,375 | - | - | 8,375 | - | - |
| TOTAL REVENUE | - | <u>1,952,627</u> | - | - | <u>1,952,627</u> | - | - |

NEW WORLD PREPARATORY CHAF
Budget / Operating Plan

2017-18

| | | | | | | | |
|----------------------------------|---|------------------|---|---|------------------|---|---|
| Total Revenue | - | 1,952,627 | - | - | 1,952,627 | - | - |
| Total Expenses | - | 1,334,207 | - | - | 1,903,845 | - | - |
| Net Income | - | 618,420 | - | - | 48,782 | - | - |
| Actual Student Enrollment | - | 382 | - | - | 382 | - | - |

| | | | | | | | |
|---|---------------------------------|-----------------------|-----------------|-----------------------------------|-----------------------|-----------------|--------------------|
| *NOTE: Enrollment, Revenue and Expenditure Data IN the 'Total and Variance Analysis' Section is Based on LAST ACTUAL Quarter Completed | 1st Quarter - 7/1 - 9/30 | | | 2nd Quarter - 10/1 - 12/31 | | | 3rd Quarter |
| | Actual | Current Budget | Variance | Actual | Current Budget | Variance | Actual |

EXPENSES

Quarter 0

ADMINISTRATIVE STAFF PERSONNEL COSTS

No. of Positions

| | | | | | | |
|-----------------------------------|---|---------|---|---------|---|--|
| Executive Management | - | 48,557 | - | 41,620 | - | |
| Instructional Management | - | 68,175 | - | 58,436 | - | |
| Deans, Directors & Coordinators | - | 49,065 | - | 42,055 | - | |
| CFO / Director of Finance | - | 25,706 | - | 22,034 | - | |
| Operation / Business Manager | - | 18,566 | - | 15,914 | - | |
| Administrative Staff | - | 29,754 | - | 26,104 | - | |
| TOTAL ADMINISTRATIVE STAFF | - | 239,823 | - | 206,163 | - | |

INSTRUCTIONAL PERSONNEL COSTS

| | | | | | | |
|----------------------------|---|---------|---|---------|---|--|
| Teachers - Regular | - | 282,104 | - | 564,209 | - | |
| Teachers - SPED | - | - | - | - | - | |
| Substitute Teachers | - | 1,731 | - | 3,462 | - | |
| Teaching Assistants | - | 11,986 | - | 23,971 | - | |
| Specialty Teachers | - | - | - | - | - | |
| Aides | - | 35,761 | - | 30,653 | - | |
| Therapists & Counselors | - | 36,916 | - | 73,833 | - | |
| Other | - | 29,481 | - | 58,962 | - | |
| TOTAL INSTRUCTIONAL | - | 397,979 | - | 755,088 | - | |

NON-INSTRUCTIONAL PERSONNEL COSTS

| | | | | | | |
|--------------------------------|---|--------|---|--------|---|--|
| Nurse | - | - | - | - | - | |
| Librarian | - | - | - | - | - | |
| Custodian | - | 44,567 | - | 38,201 | - | |
| Security | - | 14,615 | - | 12,527 | - | |
| Other | - | 34,319 | - | 29,416 | - | |
| TOTAL NON-INSTRUCTIONAL | - | 93,501 | - | 80,144 | - | |

SUBTOTAL PERSONNEL SERVICE COSTS

| | | | | | | |
|--|---|---------|---|-----------|---|--|
| | - | 731,303 | - | 1,041,395 | - | |
|--|---|---------|---|-----------|---|--|

PAYROLL TAXES AND BENEFITS

| | | | | | | |
|---|---|---------|---|---------|---|--|
| Payroll Taxes | - | 65,817 | - | 93,726 | - | |
| Fringe / Employee Benefits | - | 97,560 | - | 138,928 | - | |
| Retirement / Pension | - | 15,902 | - | 22,645 | - | |
| TOTAL PAYROLL TAXES AND BENEFITS | - | 179,279 | - | 255,298 | - | |

TOTAL PERSONNEL SERVICE COSTS

| | | | | | | |
|--|---|---------|---|-----------|---|--|
| | - | 910,583 | - | 1,296,693 | - | |
|--|---|---------|---|-----------|---|--|

NEW WORLD PREPARATORY CHAF
Budget / Operating Plan

2017-18

| | | | | | | | |
|----------------------------------|---|-----------|---|---|-----------|---|---|
| Total Revenue | - | 1,952,627 | - | - | 1,952,627 | - | - |
| Total Expenses | - | 1,334,207 | - | - | 1,903,845 | - | - |
| Net Income | - | 618,420 | - | - | 48,782 | - | - |
| Actual Student Enrollment | - | 382 | - | - | 382 | - | - |

| *NOTE: Enrollment, Revenue and Expenditure Data IN the 'Total and Variance Analysis' Section is Based on LAST ACTUAL Quarter Completed | 1st Quarter - 7/1 - 9/30 | | | 2nd Quarter - 10/1 - 12/31 | | | 3rd Quarter |
|---|--------------------------|----------------|----------|----------------------------|----------------|----------|-------------|
| | Actual | Current Budget | Variance | Actual | Current Budget | Variance | Actual |

| CONTRACTED SERVICES | Actual | Current Budget | Variance | Actual | Current Budget | Variance | Actual |
|---|--------|----------------|----------|--------|----------------|----------|--------|
| Accounting / Audit | | - | - | | - | - | |
| Legal | | 500 | - | | 500 | - | |
| Management Company Fee | | 99,460 | - | | 99,460 | - | |
| Nurse Services | | - | - | | - | - | |
| Food Service / School Lunch | | 11,241 | - | | 33,724 | - | |
| Payroll Services | | - | - | | - | - | |
| Special Ed Services | | - | - | | - | - | |
| Titlement Services (i.e. Title I) | | - | - | | - | - | |
| Other Purchased / Professional / Consulting | | 6,250 | - | | 7,250 | - | |
| TOTAL CONTRACTED SERVICES | - | 117,451 | - | - | 140,933 | - | - |

| | | | | | | | |
|----------------------------------|---|-----------|---|---|-----------|---|---|
| Total Revenue | - | 1,952,627 | - | - | 1,952,627 | - | - |
| Total Expenses | - | 1,334,207 | - | - | 1,903,845 | - | - |
| Net Income | - | 618,420 | - | - | 48,782 | - | - |
| Actual Student Enrollment | - | 382 | - | - | 382 | - | - |

| <p>*NOTE: Enrollment, Revenue and Expenditure Data IN the 'Total and Variance Analysis' Section is Based on LAST ACTUAL Quarter Completed</p> | 1st Quarter - 7/1 - 9/30 | | | 2nd Quarter - 10/1 - 12/31 | | | 3rd Quarter |
|--|--------------------------|----------------|----------|----------------------------|----------------|----------|-------------|
| | Actual | Current Budget | Variance | Actual | Current Budget | Variance | Actual |

SCHOOL OPERATIONS

| | | | | | | | |
|---|--|----------------|----------|--|----------------|----------|--|
| Board Expenses | | 10,000 | - | | 10,000 | - | |
| Classroom / Teaching Supplies & Materials | | 4,000 | - | | 12,000 | - | |
| Special Ed Supplies & Materials | | 3,022 | - | | 9,067 | - | |
| Textbooks / Workbooks | | 4,000 | - | | 12,000 | - | |
| Supplies & Materials other | | - | - | | - | - | |
| Equipment / Furniture | | 1,000 | - | | 1,000 | - | |
| Telephone | | 3,000 | - | | 3,000 | - | |
| Technology | | 8,000 | - | | 8,000 | - | |
| Student Testing & Assessment | | 8,100 | - | | 24,300 | - | |
| Field Trips | | 1,500 | - | | 4,500 | - | |
| Transportation (student) | | 200 | - | | 600 | - | |
| Student Services - other | | 20,600 | - | | 61,800 | - | |
| Office Expense | | 26,250 | - | | 26,250 | - | |
| Staff Development | | 37,100 | - | | 111,300 | - | |
| Staff Recruitment | | 3,500 | - | | 3,500 | - | |
| Student Recruitment / Marketing | | 4,500 | - | | 4,500 | - | |
| School Meals / Lunch | | 500 | - | | 1,500 | - | |
| Travel (Staff) | | 1,000 | - | | 3,000 | - | |
| Fundraising | | - | - | | - | - | |
| Other | | 4,250 | - | | 4,250 | - | |
| TOTAL SCHOOL OPERATIONS | | 140,522 | - | | 300,567 | - | |

FACILITY OPERATION & MAINTENANCE

| | | | | | | | |
|--|--|----------------|----------|--|----------------|----------|--|
| Insurance | | 9,500 | - | | 9,500 | - | |
| Janitorial | | 45,000 | - | | 45,000 | - | |
| Building and Land Rent / Lease / Facility Finance Interest | | 29,402 | - | | 29,402 | - | |
| Repairs & Maintenance | | 6,250 | - | | 6,250 | - | |
| Equipment / Furniture | | 2,500 | - | | 2,500 | - | |
| Security | | - | - | | - | - | |
| Utilities | | 17,500 | - | | 17,500 | - | |
| TOTAL FACILITY OPERATION & MAINTENANCE | | 110,152 | - | | 110,152 | - | |

DEPRECIATION & AMORTIZATION

| | | | | | | | |
|--|--|--------|---|--|--------|---|--|
| | | 55,500 | - | | 55,500 | - | |
|--|--|--------|---|--|--------|---|--|

RESERVES / CONTINGENCY

| | | | | | | | |
|--|--|---|---|--|---|---|--|
| | | - | - | | - | - | |
|--|--|---|---|--|---|---|--|

| | | | | | | | |
|-----------------------|--|------------------|----------|--|------------------|----------|--|
| TOTAL EXPENSES | | 1,334,207 | - | | 1,903,845 | - | |
|-----------------------|--|------------------|----------|--|------------------|----------|--|

NEW WORLD PREPARATORY CHAF
Budget / Operating Plan

2017-18

| | | | | | | | |
|--|--------------------------|----------------|----------|----------------------------|----------------|----------|-------------|
| Total Revenue | - | 1,952,627 | - | - | 1,952,627 | - | - |
| Total Expenses | - | 1,334,207 | - | - | 1,903,845 | - | - |
| Net Income | - | 618,420 | - | - | 48,782 | - | - |
| Actual Student Enrollment | - | 382 | - | - | 382 | - | - |
| | | | | | | | |
| *NOTE: Enrollment, Revenue and Expenditure Data IN the 'Total and Variance Analysis' Section is Based on LAST ACTUAL Quarter Completed | 1st Quarter - 7/1 - 9/30 | | | 2nd Quarter - 10/1 - 12/31 | | | 3rd Quarter |
| | Actual | Current Budget | Variance | Actual | Current Budget | Variance | Actual |
| NET INCOME | - | 618,420 | - | - | 48,782 | - | - |

**RTER SCHOOL
n**

| | | | | | |
|----------------------------------|------------------|---|---|------------------|---|
| Total Revenue | 1,952,627 | - | - | 1,952,627 | - |
| Total Expenses | 2,119,089 | - | - | 2,521,199 | - |
| Net Income | (166,461) | - | - | (568,572) | - |
| Actual Student Enrollment | 382 | - | - | 382 | - |

| | | | | | |
|--|-----------------------------|-----------------|---------------------------------|-----------------------|-----------------|
| <p>*NOTE: Enrollment, Revenue and Expenditure Data IN the 'Total and Variance Analysis' Section is Based on LAST ACTUAL Quarter Completed</p> | Quarter - 1/1 - 3/31 | | 4th Quarter - 4/1 - 6/30 | | |
| | Current Budget | Variance | Actual | Current Budget | Variance |

REVENUE

REVENUES FROM STATE SOURCES

Per Pupil Revenue

CY Per Pupil Rate

NYC CHANCELLOR'S OFFICE

14,527

| | | | | |
|-----------|---|--|-----------|---|
| 1,388,055 | - | | 1,388,055 | - |
|-----------|---|--|-----------|---|

-

-

| | | | | |
|---|---|--|---|---|
| - | - | | - | - |
|---|---|--|---|---|

-

-

| | | | | |
|---|---|--|---|---|
| - | - | | - | - |
|---|---|--|---|---|

-

-

| | | | | |
|---|---|--|---|---|
| - | - | | - | - |
|---|---|--|---|---|

-

-

| | | | | |
|---|---|--|---|---|
| - | - | | - | - |
|---|---|--|---|---|

-

-

| | | | | |
|---|---|--|---|---|
| - | - | | - | - |
|---|---|--|---|---|

-

-

| | | | | |
|---|---|--|---|---|
| - | - | | - | - |
|---|---|--|---|---|

-

-

| | | | | |
|---|---|--|---|---|
| - | - | | - | - |
|---|---|--|---|---|

-

-

| | | | | |
|---|---|--|---|---|
| - | - | | - | - |
|---|---|--|---|---|

-

-

| | | | | |
|---|---|--|---|---|
| - | - | | - | - |
|---|---|--|---|---|

-

-

| | | | | |
|---|---|--|---|---|
| - | - | | - | - |
|---|---|--|---|---|

-

-

| | | | | |
|---|---|--|---|---|
| - | - | | - | - |
|---|---|--|---|---|

-

-

| | | | | |
|---|---|--|---|---|
| - | - | | - | - |
|---|---|--|---|---|

-

-

| | | | | |
|---|---|--|---|---|
| - | - | | - | - |
|---|---|--|---|---|

-

-

| | | | | |
|---|---|--|---|---|
| - | - | | - | - |
|---|---|--|---|---|

ALL OTHER School Districts: (Count = 0)

-

| | | | | |
|---|---|--|---|---|
| - | - | | - | - |
|---|---|--|---|---|

TOTAL Per Pupil Revenue (Weighted Average Per Pupil Funding)

14,527

| | | | | |
|-----------|---|---|-----------|---|
| 1,388,055 | - | - | 1,388,055 | - |
|-----------|---|---|-----------|---|

Special Education Revenue

| | | | | |
|---------|---|--|---------|---|
| 432,065 | - | | 432,065 | - |
|---------|---|--|---------|---|

Grants

Stimulus

| | | | | |
|---|---|--|---|---|
| - | - | | - | - |
|---|---|--|---|---|

DYCD (Department of Youth and Community Development)

| | | | | |
|---|---|--|---|---|
| - | - | | - | - |
|---|---|--|---|---|

Other

| | | | | |
|-------|---|--|-------|---|
| 7,556 | - | | 7,556 | - |
|-------|---|--|-------|---|

NYC DoE Rental Assistance

| | | | | |
|---|---|--|---|---|
| - | - | | - | - |
|---|---|--|---|---|

Other

| | | | | |
|--------|---|--|--------|---|
| 28,665 | - | | 28,665 | - |
|--------|---|--|--------|---|

TOTAL REVENUE FROM STATE SOURCES

| | | | | |
|-----------|---|---|-----------|---|
| 1,856,340 | - | - | 1,856,340 | - |
|-----------|---|---|-----------|---|

REVENUE FROM FEDERAL FUNDING

IDEA Special Needs

| | | | | |
|--------|---|--|--------|---|
| 18,973 | - | | 18,973 | - |
|--------|---|--|--------|---|

Title I

| | | | | |
|--------|---|--|--------|---|
| 38,591 | - | | 38,591 | - |
|--------|---|--|--------|---|

Title Funding - Other

| | | | | |
|-------|---|--|-------|---|
| 1,420 | - | | 1,420 | - |
|-------|---|--|-------|---|

School Food Service (Free Lunch)

| | | | | |
|--------|---|--|--------|---|
| 28,928 | - | | 28,928 | - |
|--------|---|--|--------|---|

Grants

Charter School Program (CSP) Planning & Implementation

| | | | | |
|---|---|--|---|---|
| - | - | | - | - |
|---|---|--|---|---|

Other

| | | | | |
|---|---|--|---|---|
| - | - | | - | - |
|---|---|--|---|---|

**RTER SCHOOL
n**

| | | | | | |
|---|-----------------------------|-----------------|---------------------------------|-------------------------|-----------------|
| Total Revenue | 1,952,627 | - | - | 1,952,627 | - |
| Total Expenses | 2,119,089 | - | - | 2,521,199 | - |
| Net Income | (166,461) | - | - | (568,572) | - |
| Actual Student Enrollment | 382 | - | - | 382 | - |
| | Quarter - 1/1 - 3/31 | | 4th Quarter - 4/1 - 6/30 | | |
| *NOTE: Enrollment, Revenue and Expenditure Data IN the 'Total and Variance Analysis' Section is Based on LAST ACTUAL Quarter Completed | Current Budget | Variance | Actual | Current Budget | Variance |
| | - | - | | - | - |
| Other | - | - | | - | - |
| TOTAL REVENUE FROM FEDERAL SOURCES | 87,912 | - | - | 87,912 | - |
| LOCAL and OTHER REVENUE | | | | | |
| Contributions and Donations | 1,250 | - | | 1,250 | - |
| Fundraising | - | - | | - | - |
| Erate Reimbursement | 3,750 | - | | 3,750 | - |
| Earnings on Investments | - | - | | - | - |
| Interest Income | 125 | - | | 125 | - |
| Food Service (Income from meals) | - | - | | - | - |
| Text Book | - | - | | - | - |
| OTHER | <u>3,250</u> | - | | <u>3,250</u> | - |
| TOTAL REVENUE FROM LOCAL and OTHER SOURCES | 8,375 | - | - | 8,375 | - |
| TOTAL REVENUE | <u>1,952,627</u> | - | - | <u>1,952,627</u> | - |

RTER SCHOOL

n

| | | | | | |
|----------------------------------|------------------|---|---|------------------|---|
| Total Revenue | 1,952,627 | - | - | 1,952,627 | - |
| Total Expenses | 2,119,089 | - | - | 2,521,199 | - |
| Net Income | (166,461) | - | - | (568,572) | - |
| Actual Student Enrollment | 382 | - | - | 382 | - |

| | | | | | |
|--|-----------------------------|-----------------|---------------------------------|-----------------------|-----------------|
| <p>*NOTE: Enrollment, Revenue and Expenditure Data IN the 'Total and Variance Analysis' Section is Based on LAST ACTUAL Quarter Completed</p> | Quarter - 1/1 - 3/31 | | 4th Quarter - 4/1 - 6/30 | | |
| | Current Budget | Variance | Actual | Current Budget | Variance |

EXPENSES

ADMINISTRATIVE STAFF PERSONNEL COSTS

Quarter 0

No. of Positions

| | | | | | |
|-----------------------------------|---|----------------|---|----------------|---|
| Executive Management | - | 48,557 | - | 41,620 | - |
| Instructional Management | - | 68,175 | - | 58,436 | - |
| Deans, Directors & Coordinators | - | 49,065 | - | 42,055 | - |
| CFO / Director of Finance | - | 25,706 | - | 22,034 | - |
| Operation / Business Manager | - | 18,566 | - | 15,914 | - |
| Administrative Staff | - | <u>29,754</u> | - | <u>26,104</u> | - |
| TOTAL ADMINISTRATIVE STAFF | - | 239,823 | - | 206,163 | - |

INSTRUCTIONAL PERSONNEL COSTS

| | | | | | |
|----------------------------|---|----------------|---|------------------|---|
| Teachers - Regular | - | 658,243 | - | 940,348 | - |
| Teachers - SPED | - | - | - | - | - |
| Substitute Teachers | - | 4,038 | - | 5,769 | - |
| Teaching Assistants | - | 27,967 | - | 39,952 | - |
| Specialty Teachers | - | - | - | - | - |
| Aides | - | 35,761 | - | 30,653 | - |
| Therapists & Counselors | - | 86,138 | - | 123,055 | - |
| Other | - | <u>68,788</u> | - | <u>98,269</u> | - |
| TOTAL INSTRUCTIONAL | - | 880,937 | - | 1,238,046 | - |

NON-INSTRUCTIONAL PERSONNEL COSTS

| | | | | | |
|--------------------------------|---|---------------|---|---------------|---|
| Nurse | - | - | - | - | - |
| Librarian | - | - | - | - | - |
| Custodian | - | 44,567 | - | 38,201 | - |
| Security | - | 14,615 | - | 12,527 | - |
| Other | - | <u>34,319</u> | - | <u>29,416</u> | - |
| TOTAL NON-INSTRUCTIONAL | - | 93,501 | - | 80,144 | - |

SUBTOTAL PERSONNEL SERVICE COSTS

PAYROLL TAXES AND BENEFITS

| | | | | | |
|---|---|----------------|---|----------------|---|
| Payroll Taxes | - | 109,283 | - | 137,192 | - |
| Fringe / Employee Benefits | - | 161,989 | - | 203,357 | - |
| Retirement / Pension | - | <u>26,404</u> | - | <u>33,147</u> | - |
| TOTAL PAYROLL TAXES AND BENEFITS | - | 297,677 | - | 373,696 | - |

TOTAL PERSONNEL SERVICE COSTS

| | | | | | |
|---|------------------|---|---|------------------|---|
| - | 1,511,937 | - | - | 1,898,048 | - |
|---|------------------|---|---|------------------|---|

| RTER SCHOOL | | | | | |
|---|----------------|----------------------|--------------------------|--------------|--------|
| n | | | | | |
| Total Revenue | 1,952,627 | - | - | 1,952,627 | - |
| Total Expenses | 2,119,089 | - | - | 2,521,199 | - |
| Net Income | (166,461) | - | - | (568,572) | - |
| Actual Student Enrollment | 382 | - | - | 382 | - |
| | | Quarter - 1/1 - 3/31 | 4th Quarter - 4/1 - 6/30 | | |
| *NOTE: Enrollment, Revenue and Expenditure Data IN the 'Total and Variance Analysis' Section is Based on LAST ACTUAL Quarter Completed | | RTER SCHOOL | | | |
| | | n | Current Budget | Variance | Actual |
| CONTRACTED SERVICES | | | | | |
| Accounting / Audit | - | - | | 16,000 | - |
| Legal | 500 | - | | 500 | - |
| Management Company Fee | 99,460 | - | | 99,460 | - |
| Nurse Services | - | - | | - | - |
| Food Service / School Lunch | 33,724 | - | | 33,724 | - |
| Payroll Services | - | - | | - | - |
| Special Ed Services | - | - | | - | - |
| Titlement Services (i.e. Title I) | - | - | | - | - |
| Other Purchased / Professional / Consulting | <u>7,250</u> | - | | <u>7,250</u> | - |
| TOTAL CONTRACTED SERVICES | <u>140,933</u> | - | - | 156,933 | - |

RTER SCHOOL

n

| | | | | | |
|----------------------------------|-----------|---|---|-----------|---|
| Total Revenue | 1,952,627 | - | - | 1,952,627 | - |
| Total Expenses | 2,119,089 | - | - | 2,521,199 | - |
| Net Income | (166,461) | - | - | (568,572) | - |
| Actual Student Enrollment | 382 | - | - | 382 | - |

| | | | | | |
|--|-----------------------------|-----------------|---------------------------------|-----------------------|-----------------|
| <p>*NOTE: Enrollment, Revenue and Expenditure Data IN the 'Total and Variance Analysis' Section is Based on LAST ACTUAL Quarter Completed</p> | Quarter - 1/1 - 3/31 | | 4th Quarter - 4/1 - 6/30 | | |
| | Current Budget | Variance | Actual | Current Budget | Variance |

| | | | | | |
|--|------------------|---|---|------------------|---|
| SCHOOL OPERATIONS | | | | | |
| Board Expenses | 10,000 | - | | 10,000 | - |
| Classroom / Teaching Supplies & Materials | 12,000 | - | | 12,000 | - |
| Special Ed Supplies & Materials | 9,067 | - | | 9,067 | - |
| Textbooks / Workbooks | 12,000 | - | | 12,000 | - |
| Supplies & Materials other | - | - | | - | - |
| Equipment / Furniture | 1,000 | - | | 1,000 | - |
| Telephone | 3,000 | - | | 3,000 | - |
| Technology | 8,000 | - | | 8,000 | - |
| Student Testing & Assessment | 24,300 | - | | 24,300 | - |
| Field Trips | 4,500 | - | | 4,500 | - |
| Transportation (student) | 600 | - | | 600 | - |
| Student Services - other | 61,800 | - | | 61,800 | - |
| Office Expense | 26,250 | - | | 26,250 | - |
| Staff Development | 111,300 | - | | 111,300 | - |
| Staff Recruitment | 3,500 | - | | 3,500 | - |
| Student Recruitment / Marketing | 4,500 | - | | 4,500 | - |
| School Meals / Lunch | 1,500 | - | | 1,500 | - |
| Travel (Staff) | 3,000 | - | | 3,000 | - |
| Fundraising | - | - | | - | - |
| Other | 4,250 | - | | 4,250 | - |
| TOTAL SCHOOL OPERATIONS | 300,567 | - | - | 300,567 | - |
| FACILITY OPERATION & MAINTENANCE | | | | | |
| Insurance | 9,500 | - | | 9,500 | - |
| Janitorial | 45,000 | - | | 45,000 | - |
| Building and Land Rent / Lease / Facility Finance Interest | 29,402 | - | | 29,402 | - |
| Repairs & Maintenance | 6,250 | - | | 6,250 | - |
| Equipment / Furniture | 2,500 | - | | 2,500 | - |
| Security | - | - | | - | - |
| Utilities | 17,500 | - | | 17,500 | - |
| TOTAL FACILITY OPERATION & MAINTENANCE | 110,152 | - | - | 110,152 | - |
| DEPRECIATION & AMORTIZATION | 55,500 | - | | 55,500 | - |
| RESERVES / CONTINGENCY | - | - | | - | - |
| TOTAL EXPENSES | 2,119,089 | - | - | 2,521,199 | - |

| RTER SCHOOL | | | | | |
|--|----------------|----------------------|--------|--------------------------|----------|
| RTER SCHOOL | | | | | |
| n | | | | | |
| Total Revenue | 1,952,627 | - | - | 1,952,627 | - |
| Total Expenses | 2,119,089 | - | - | 2,521,199 | - |
| Net Income | (166,461) | - | - | (568,572) | - |
| Actual Student Enrollment | 382 | - | - | 382 | - |
| | | Quarter - 1/1 - 3/31 | | 4th Quarter - 4/1 - 6/30 | |
| *NOTE: Enrollment, Revenue and Expenditure Data IN the 'Total and Variance Analysis' Section is Based on LAST ACTUAL Quarter Completed | | Quarter - 1/1 - 3/31 | | | |
| | Current Budget | Variance | Actual | Current Budget | Variance |
| NET INCOME | (166,461) | - | - | (568,572) | - |

| OTHER SCHOOL | | | | | |
|---|--------------|-----------------------------|-----------------|---------------------------------|---------------------------|
| n | | | | | |
| Total Revenue | 1,952,627 | - | - | 1,952,627 | - |
| Total Expenses | 2,119,089 | - | - | 2,521,199 | - |
| Net Income | (166,461) | - | - | (568,572) | - |
| Actual Student Enrollment | 382 | - | - | 382 | - |
| | | Quarter - 1/1 - 3/31 | | | |
| | | Quarter - 1/1 - 3/31 | | 4th Quarter - 4/1 - 6/30 | |
| *NOTE: Enrollment, Revenue and Expenditure Data IN the 'Total and Variance Analysis' Section is Based on LAST ACTUAL Quarter Completed | | | | | |
| | | Current Budget | Variance | Actual | Current Budget |
| ENROLLMENT - *School Districts Are Linked To Above Entries* | | | | | |
| NYC CHANCELLOR'S OFFICE | 382 | - | - | 382 | - |
| - | - | - | - | - | - |
| - | - | - | - | - | - |
| - | - | - | - | - | - |
| - | - | - | - | - | - |
| - | - | - | - | - | - |
| - | - | - | - | - | - |
| - | - | - | - | - | - |
| - | - | - | - | - | - |
| - | - | - | - | - | - |
| - | - | - | - | - | - |
| - | - | - | - | - | - |
| - | - | - | - | - | - |
| - | - | - | - | - | - |
| - | - | - | - | - | - |
| - | - | - | - | - | - |
| - | - | - | - | - | - |
| - | - | - | - | - | - |
| - | - | - | - | - | - |
| ALL OTHER School Districts: (Count = 0) | - | - | - | - | - |
| TOTAL ENROLLMENT | 382 | - | - | 382 | - |
| REVENUE PER PUPIL | 5,109 | - | - | 5,109 | - |
| EXPENSES PER PUPIL | 5,544 | - | - | 6,597 | - |

NEW WORLD PREPARATORY CHARTER SCHOOL

Budget / Operating Plan

2017-18

| | | | | | | | | |
|----------------------------------|---|---|---|-----------|-------------|---|---|-----------|
| Total Revenue | - | - | - | 7,810,508 | (7,810,508) | - | - | 7,810,508 |
| Total Expenses | - | - | - | 7,878,340 | 7,878,340 | - | - | 7,878,340 |
| Net Income | - | - | - | (67,832) | 67,832 | - | - | (67,832) |
| Actual Student Enrollment | - | - | - | | | - | - | |

***NOTE: Enrollment, Revenue and Expenditure Data IN the 'Total and Variance Analysis' Section is Based on LAST ACTUAL Quarter Completed**

TOTALS AND VARIANCE ANALYSIS

| | Actual | Current Budget (Current Quarter) | Actual vs. Current Budget | Current Budget - TY | Actual vs. Current Budget TY | Original Budget (Current Quarter) | Actual vs. Original Budget | Original Budget - |
|--|---------------|---|----------------------------------|----------------------------|-------------------------------------|--|-----------------------------------|--------------------------|
| REVENUE | | | | | | | | |
| REVENUES FROM STATE SOURCES | | | | | | | | |
| Per Pupil Revenue | | | | | | | | |
| CY Per Pupil Rate | | | | | | | | |
| NYC CHANCELLOR'S OFFICE | | 14,527 | | 5,552,219 | (5,552,219) | | | 5,552,219 |
| - | | | | | | | | |
| - | | | | | | | | |
| - | | | | | | | | |
| - | | | | | | | | |
| - | | | | | | | | |
| - | | | | | | | | |
| - | | | | | | | | |
| - | | | | | | | | |
| - | | | | | | | | |
| - | | | | | | | | |
| - | | | | | | | | |
| - | | | | | | | | |
| - | | | | | | | | |
| - | | | | | | | | |
| - | | | | | | | | |
| - | | | | | | | | |
| - | | | | | | | | |
| - | | | | | | | | |
| - | | | | | | | | |
| ALL OTHER School Districts: (Count = 0) | | | | | | | | |
| TOTAL Per Pupil Revenue (Weighted Average Per Pupil Funding) | | 14,527 | | 5,552,219 | (5,552,219) | | | 5,552,219 |
| Special Education Revenue | | | | 1,728,258 | (1,728,258) | | | 1,728,258 |
| Grants | | | | | | | | |
| Stimulus | | | | | | | | |
| DYCD (Department of Youth and Community Development) | | | | | | | | |
| Other | | | | 30,223 | (30,223) | | | 30,223 |
| NYC DoE Rental Assistance | | | | | | | | |
| Other | | | | 114,660 | (114,660) | | | 114,660 |
| TOTAL REVENUE FROM STATE SOURCES | | | | 7,425,360 | (7,425,360) | | | 7,425,360 |
| REVENUE FROM FEDERAL FUNDING | | | | | | | | |
| IDEA Special Needs | | | | 75,893 | (75,893) | | | 75,893 |
| Title I | | | | 154,364 | (154,364) | | | 154,364 |
| Title Funding - Other | | | | 5,680 | (5,680) | | | 5,680 |
| School Food Service (Free Lunch) | | | | 115,711 | (115,711) | | | 115,711 |
| Grants | | | | | | | | |
| Charter School Program (CSP) Planning & Implementation | | | | | | | | |
| Other | | | | | | | | |

NEW WORLD PREPARATORY CHARTER SCHOOL
Budget / Operating Plan

2017-18

| | | | | | | | | |
|----------------------------------|---|---|---|-----------|-------------|---|---|-----------|
| Total Revenue | - | - | - | 7,810,508 | (7,810,508) | - | - | 7,810,508 |
| Total Expenses | - | - | - | 7,878,340 | 7,878,340 | - | - | 7,878,340 |
| Net Income | - | - | - | (67,832) | 67,832 | - | - | (67,832) |
| Actual Student Enrollment | - | - | - | | | - | - | |

***NOTE: Enrollment, Revenue and Expenditure Data IN the 'Total and Variance Analysis' Section is Based on LAST ACTUAL Quarter Completed**

TOTALS AND VARIANCE ANALYSIS

| | Actual | Current Budget (Current Quarter) | Actual vs. Current Budget | Current Budget - TY | Actual vs. Current Budget TY | Original Budget (Current Quarter) | Actual vs. Original Budget | Original Budget - |
|--|---------------|---|----------------------------------|----------------------------|-------------------------------------|--|-----------------------------------|--------------------------|
| Other | - | - | - | - | - | - | - | |
| TOTAL REVENUE FROM FEDERAL SOURCES | - | - | - | 351,648 | (351,648) | - | - | 351,648 |
| LOCAL and OTHER REVENUE | | | | | | | | |
| Contributions and Donations | - | - | - | 5,000 | (5,000) | - | - | 5,000 |
| Fundraising | - | - | - | - | - | - | - | |
| Erate Reimbursement | - | - | - | 15,000 | (15,000) | - | - | 15,000 |
| Earnings on Investments | - | - | - | - | - | - | - | |
| Interest Income | - | - | - | 500 | (500) | - | - | 500 |
| Food Service (Income from meals) | - | - | - | - | - | - | - | |
| Text Book | - | - | - | - | - | - | - | |
| OTHER | - | - | - | 13,000 | (13,000) | - | - | 13,000 |
| TOTAL REVENUE FROM LOCAL and OTHER SOURCES | - | - | - | 33,500 | (33,500) | - | - | 33,500 |
| TOTAL REVENUE | - | - | - | 7,810,508 | (7,810,508) | - | - | 7,810,508 |

NEW WORLD PREPARATORY CHARTER SCHOOL

Budget / Operating Plan

2017-18

| | | | | | | | | |
|----------------------------------|---|---|---|-----------|-------------|---|---|-----------|
| Total Revenue | - | - | - | 7,810,508 | (7,810,508) | - | - | 7,810,508 |
| Total Expenses | - | - | - | 7,878,340 | 7,878,340 | - | - | 7,878,340 |
| Net Income | - | - | - | (67,832) | 67,832 | - | - | (67,832) |
| Actual Student Enrollment | - | - | - | | | - | - | |

***NOTE: Enrollment, Revenue and Expenditure Data IN the 'Total and Variance Analysis' Section is Based on LAST ACTUAL Quarter Completed**

TOTALS AND VARIANCE ANALYSIS

| | Current Budget (Current Quarter) | Actual vs. Current Budget | Current Budget - TY | Actual vs. Current Budget TY | Original Budget (Current Quarter) | Actual vs. Original Budget | Original Budget - TY |
|--|---|----------------------------------|----------------------------|-------------------------------------|--|-----------------------------------|-----------------------------|
|--|---|----------------------------------|----------------------------|-------------------------------------|--|-----------------------------------|-----------------------------|

EXPENSES

ADMINISTRATIVE STAFF PERSONNEL COSTS

| | Quarter 0 No. of Positions |
|-----------------------------------|-------------------------------|
| Executive Management | - |
| Instructional Management | - |
| Deans, Directors & Coordinators | - |
| CFO / Director of Finance | - |
| Operation / Business Manager | - |
| Administrative Staff | - |
| TOTAL ADMINISTRATIVE STAFF | - |

| | | | | | | | | |
|---|---|---|---|----------------|----------------|---|---|----------------|
| - | - | - | - | 180,353 | 180,353 | - | - | 180,353 |
| - | - | - | - | 253,222 | 253,222 | - | - | 253,222 |
| - | - | - | - | 182,240 | 182,240 | - | - | 182,240 |
| - | - | - | - | 95,481 | 95,481 | - | - | 95,481 |
| - | - | - | - | 68,959 | 68,959 | - | - | 68,959 |
| - | - | - | - | <u>111,716</u> | <u>111,716</u> | - | - | <u>111,716</u> |
| - | - | - | - | 891,971 | 891,971 | - | - | 891,971 |

INSTRUCTIONAL PERSONNEL COSTS

| | |
|----------------------------|---|
| Teachers - Regular | - |
| Teachers - SPED | - |
| Substitute Teachers | - |
| Teaching Assistants | - |
| Specialty Teachers | - |
| Aides | - |
| Therapists & Counselors | - |
| Other | - |
| TOTAL INSTRUCTIONAL | - |

| | | | | | | | | |
|---|---|---|---|-----------|-----------|---|---|-----------|
| - | - | - | - | 2,444,904 | 2,444,904 | - | - | 2,444,904 |
| - | - | - | - | - | - | - | - | - |
| - | - | - | - | 15,000 | 15,000 | - | - | 15,000 |
| - | - | - | - | 103,876 | 103,876 | - | - | 103,876 |
| - | - | - | - | - | - | - | - | - |
| - | - | - | - | 132,828 | 132,828 | - | - | 132,828 |
| - | - | - | - | 319,942 | 319,942 | - | - | 319,942 |
| - | - | - | - | 255,500 | 255,500 | - | - | 255,500 |
| - | - | - | - | 3,272,050 | 3,272,050 | - | - | 3,272,050 |

NON-INSTRUCTIONAL PERSONNEL COSTS

| | |
|--------------------------------|---|
| Nurse | - |
| Librarian | - |
| Custodian | - |
| Security | - |
| Other | - |
| TOTAL NON-INSTRUCTIONAL | - |

| | | | | | | | | |
|---|---|---|---|---------|---------|---|---|---------|
| - | - | - | - | - | - | - | - | - |
| - | - | - | - | - | - | - | - | - |
| - | - | - | - | 165,536 | 165,536 | - | - | 165,536 |
| - | - | - | - | 54,284 | 54,284 | - | - | 54,284 |
| - | - | - | - | 127,470 | 127,470 | - | - | 127,470 |
| - | - | - | - | 347,290 | 347,290 | - | - | 347,290 |

SUBTOTAL PERSONNEL SERVICE COSTS

| | |
|---|---|
| - | - |
|---|---|

| | | | | | | | | |
|---|---|---|---|-----------|-----------|---|---|-----------|
| - | - | - | - | 4,511,311 | 4,511,311 | - | - | 4,511,311 |
|---|---|---|---|-----------|-----------|---|---|-----------|

PAYROLL TAXES AND BENEFITS

| | |
|---|---|
| Payroll Taxes | - |
| Fringe / Employee Benefits | - |
| Retirement / Pension | - |
| TOTAL PAYROLL TAXES AND BENEFITS | - |

| | | | | | | | | |
|---|---|---|---|-----------|-----------|---|---|-----------|
| - | - | - | - | 406,018 | 406,018 | - | - | 406,018 |
| - | - | - | - | 601,834 | 601,834 | - | - | 601,834 |
| - | - | - | - | 98,098 | 98,098 | - | - | 98,098 |
| - | - | - | - | 1,105,950 | 1,105,950 | - | - | 1,105,950 |

TOTAL PERSONNEL SERVICE COSTS

| | |
|---|---|
| - | - |
|---|---|

| | | | | | | | | |
|---|---|---|---|-----------|-----------|---|---|-----------|
| - | - | - | - | 5,617,261 | 5,617,261 | - | - | 5,617,261 |
|---|---|---|---|-----------|-----------|---|---|-----------|

NEW WORLD PREPARATORY CHARTER SCHOOL

Budget / Operating Plan

2017-18

| | | | | | | | | |
|----------------------------------|---|---|---|------------------|--------------------|---|---|------------------|
| Total Revenue | - | - | - | 7,810,508 | (7,810,508) | - | - | 7,810,508 |
| Total Expenses | - | - | - | 7,878,340 | 7,878,340 | - | - | 7,878,340 |
| Net Income | - | - | - | (67,832) | 67,832 | - | - | (67,832) |
| Actual Student Enrollment | - | - | - | | | - | - | |

TOTALS AND VARIANCE ANALYSIS

***NOTE: Enrollment, Revenue and Expenditure Data IN the 'Total and Variance Analysis' Section is Based on LAST ACTUAL Quarter Completed**

| | Actual | Current Budget (Current Quarter) | Actual vs. Current Budget | Current Budget - TY | Actual vs. Current Budget TY | Original Budget (Current Quarter) | Actual vs. Original Budget | Original Budget - TY |
|---|---------------|---|----------------------------------|----------------------------|-------------------------------------|--|-----------------------------------|-----------------------------|
| CONTRACTED SERVICES | | | | | | | | |
| Accounting / Audit | - | - | - | 16,000 | 16,000 | - | - | 16,000 |
| Legal | - | - | - | 2,000 | 2,000 | - | - | 2,000 |
| Management Company Fee | - | - | - | 397,838 | 397,838 | - | - | 397,838 |
| Nurse Services | - | - | - | - | - | - | - | - |
| Food Service / School Lunch | - | - | - | 112,412 | 112,412 | - | - | 112,412 |
| Payroll Services | - | - | - | - | - | - | - | - |
| Special Ed Services | - | - | - | - | - | - | - | - |
| Titlement Services (i.e. Title I) | - | - | - | - | - | - | - | - |
| Other Purchased / Professional / Consulting | - | - | - | <u>28,000</u> | <u>28,000</u> | - | - | <u>28,000</u> |
| TOTAL CONTRACTED SERVICES | - | - | - | 556,250 | 556,250 | - | - | 556,250 |

NEW WORLD PREPARATORY CHARTER SCHOOL

Budget / Operating Plan

2017-18

| | | | | | | | | |
|----------------------------------|---|---|---|------------------|--------------------|---|---|------------------|
| Total Revenue | - | - | - | 7,810,508 | (7,810,508) | - | - | 7,810,508 |
| Total Expenses | - | - | - | 7,878,340 | 7,878,340 | - | - | 7,878,340 |
| Net Income | - | - | - | (67,832) | 67,832 | - | - | (67,832) |
| Actual Student Enrollment | - | - | - | | | - | - | |

***NOTE: Enrollment, Revenue and Expenditure Data IN the 'Total and Variance Analysis' Section is Based on LAST ACTUAL Quarter Completed**

TOTALS AND VARIANCE ANALYSIS

| | Actual | Current Budget (Current Quarter) | Actual vs. Current Budget | Current Budget - TY | Actual vs. Current Budget TY | Original Budget (Current Quarter) | Actual vs. Original Budget | Original Budget - TY |
|--|---------------|---|----------------------------------|----------------------------|-------------------------------------|--|-----------------------------------|-----------------------------|
| SCHOOL OPERATIONS | | | | | | | | |
| Board Expenses | - | - | - | 40,000 | 40,000 | - | - | 40,000 |
| Classroom / Teaching Supplies & Materials | - | - | - | 40,000 | 40,000 | - | - | 40,000 |
| Special Ed Supplies & Materials | - | - | - | 30,223 | 30,223 | - | - | 30,223 |
| Textbooks / Workbooks | - | - | - | 40,000 | 40,000 | - | - | 40,000 |
| Supplies & Materials other | - | - | - | - | - | - | - | - |
| Equipment / Furniture | - | - | - | 4,000 | 4,000 | - | - | 4,000 |
| Telephone | - | - | - | 12,000 | 12,000 | - | - | 12,000 |
| Technology | - | - | - | 32,000 | 32,000 | - | - | 32,000 |
| Student Testing & Assessment | - | - | - | 81,000 | 81,000 | - | - | 81,000 |
| Field Trips | - | - | - | 15,000 | 15,000 | - | - | 15,000 |
| Transportation (student) | - | - | - | 2,000 | 2,000 | - | - | 2,000 |
| Student Services - other | - | - | - | 206,000 | 206,000 | - | - | 206,000 |
| Office Expense | - | - | - | 105,000 | 105,000 | - | - | 105,000 |
| Staff Development | - | - | - | 371,000 | 371,000 | - | - | 371,000 |
| Staff Recruitment | - | - | - | 14,000 | 14,000 | - | - | 14,000 |
| Student Recruitment / Marketing | - | - | - | 18,000 | 18,000 | - | - | 18,000 |
| School Meals / Lunch | - | - | - | 5,000 | 5,000 | - | - | 5,000 |
| Travel (Staff) | - | - | - | 10,000 | 10,000 | - | - | 10,000 |
| Fundraising | - | - | - | - | - | - | - | - |
| Other | - | - | - | 17,000 | 17,000 | - | - | 17,000 |
| TOTAL SCHOOL OPERATIONS | - | - | - | 1,042,223 | 1,042,223 | - | - | 1,042,223 |
| FACILITY OPERATION & MAINTENANCE | | | | | | | | |
| Insurance | - | - | - | 38,000 | 38,000 | - | - | 38,000 |
| Janitorial | - | - | - | 180,000 | 180,000 | - | - | 180,000 |
| Building and Land Rent / Lease / Facility Finance Interest | - | - | - | 117,606 | 117,606 | - | - | 117,606 |
| Repairs & Maintenance | - | - | - | 25,000 | 25,000 | - | - | 25,000 |
| Equipment / Furniture | - | - | - | 10,000 | 10,000 | - | - | 10,000 |
| Security | - | - | - | - | - | - | - | - |
| Utilities | - | - | - | 70,000 | 70,000 | - | - | 70,000 |
| TOTAL FACILITY OPERATION & MAINTENANCE | - | - | - | 440,606 | 440,606 | - | - | 440,606 |
| DEPRECIATION & AMORTIZATION | - | - | - | 222,000 | 222,000 | - | - | 222,000 |
| RESERVES / CONTINGENCY | - | - | - | - | - | - | - | - |
| TOTAL EXPENSES | - | - | - | 7,878,340 | 7,878,340 | - | - | 7,878,340 |

**NEW WORLD PREPARATORY CHARTER SCHOOL
Budget / Operating Plan**

2017-18

| | | | | | | | | |
|----------------------------------|---|---|---|-----------|-------------|---|---|-----------|
| Total Revenue | - | - | - | 7,810,508 | (7,810,508) | - | - | 7,810,508 |
| Total Expenses | - | - | - | 7,878,340 | 7,878,340 | - | - | 7,878,340 |
| Net Income | - | - | - | (67,832) | 67,832 | - | - | (67,832) |
| Actual Student Enrollment | - | - | - | | | - | - | |

TOTALS AND VARIANCE ANALYSIS

| | | | | | | | | |
|--|---------------|---|--|--------------------------------|---|--|---|------------------------------|
| *NOTE: Enrollment, Revenue and Expenditure Data IN the 'Total and Variance Analysis' Section is Based on LAST ACTUAL Quarter Completed | | Current Budget (Current Quarter) | Actual vs. Current Budget | Current Budget - TY | Actual vs. Current Budget TY | Original Budget (Current Quarter) | Actual vs. Original Budget | Original Budget - |
| | Actual | | | | | | | |
| NET INCOME | - | - | - | (67,832) | 67,832 | - | - | (67,832) |

NEW WORLD PREPARATORY CHARTER SCHOOL
Budget and Operating Plan
Budget and Operating Plan
2017-18

| | | | | | | | | |
|----------------------------------|---|---|---|-----------|-------------|---|---|-----------|
| Total Revenue | - | - | - | 7,810,508 | (7,810,508) | - | - | 7,810,508 |
| Total Expenses | - | - | - | 7,878,340 | 7,878,340 | - | - | 7,878,340 |
| Net Income | - | - | - | (67,832) | 67,832 | - | - | (67,832) |
| Actual Student Enrollment | - | - | - | | | - | - | |

| | | | | | | | | | |
|---|-------------------------------------|--|--|---|----------------------------------|--|--|--|-----------------------------------|
| | TOTALS AND VARIANCE ANALYSIS | | | | | | | | |
| | TOTALS AND VARIANCE ANALYSIS | | | | | | | | |
| *NOTE: Enrollment, Revenue and Expenditure Data IN the 'Total and Variance Analysis' Section is Based on LAST ACTUAL Quarter Completed | | | | Current Budget (Current Quarter) | Actual vs. Current Budget | | | Original Budget (Current Quarter) | Actual vs. Original Budget |
| | Actual | | | Current Budget - TY | Current Budget TY | | | | Original Budget - |

| | | | | | | | | |
|--|---|---|---|--|--|---|---|--|
| ENROLLMENT - *School Districts Are Linked To Above Entries* | * Enrollment Data Based on Last Actual Quarter Completed | | | | | | | |
| NYC CHANCELLOR'S OFFICE | - | - | - | | | - | - | |
| - | - | - | - | | | - | - | |
| - | - | - | - | | | - | - | |
| - | - | - | - | | | - | - | |
| - | - | - | - | | | - | - | |
| - | - | - | - | | | - | - | |
| - | - | - | - | | | - | - | |
| - | - | - | - | | | - | - | |
| - | - | - | - | | | - | - | |
| - | - | - | - | | | - | - | |
| - | - | - | - | | | - | - | |
| - | - | - | - | | | - | - | |
| - | - | - | - | | | - | - | |
| - | - | - | - | | | - | - | |
| - | - | - | - | | | - | - | |
| ALL OTHER School Districts: (Count = 0) | - | - | - | | | - | - | |
| TOTAL ENROLLMENT | = | = | = | | | = | = | |
| REVENUE PER PUPIL | = | = | = | | | = | = | |
| EXPENSES PER PUPIL | - | - | - | | | - | - | |

| | | | | |
|--|--------------------------|--------------------------------------|--|--------------------------------|
| Total Revenue | | (7,810,508) | - | - |
| Total Expenses | | 7,878,340 | - | - |
| Net Income | | 67,832 | - | - |
| Actual Student Enrollment | | | - | - |
| <p>*NOTE: Enrollment, Revenue and Expenditure Data IN the 'Total and Variance Analysis' Section is Based on LAST ACTUAL Quarter Completed</p> | | | | |
| | | Actual vs. Original Budget TY | PY Actual (PY TY / No. of COMPLETED Actual CY | Actual CY vs. Actual PY |
| REVENUE | | | | |
| REVENUES FROM STATE SOURCES | | | | |
| Per Pupil Revenue | CY Per Pupil Rate | | | |
| NYC CHANCELLOR'S OFFICE | 14,527 | (5,552,219) | - | - |
| - | - | - | - | - |
| - | - | - | - | - |
| - | - | - | - | - |
| - | - | - | - | - |
| - | - | - | - | - |
| - | - | - | - | - |
| - | - | - | - | - |
| - | - | - | - | - |
| - | - | - | - | - |
| - | - | - | - | - |
| - | - | - | - | - |
| - | - | - | - | - |
| - | - | - | - | - |
| - | - | - | - | - |
| - | - | - | - | - |
| ALL OTHER School Districts: (Count = 0) | - | - | - | - |
| TOTAL Per Pupil Revenue (Weighted Average Per Pupil Funding) | 14,527 | (5,552,219) | - | - |
| Special Education Revenue | | (1,728,258) | - | - |
| Grants | | | | |
| Stimulus | | - | - | - |
| DYCD (Department of Youth and Community Development) | | - | - | - |
| Other | | (30,223) | - | - |
| NYC DoE Rental Assistance | | - | - | - |
| Other | | (114,660) | - | - |
| TOTAL REVENUE FROM STATE SOURCES | | (7,425,360) | - | - |
| REVENUE FROM FEDERAL FUNDING | | | | |
| IDEA Special Needs | | (75,893) | - | - |
| Title I | | (154,364) | - | - |
| Title Funding - Other | | (5,680) | - | - |
| School Food Service (Free Lunch) | | (115,711) | - | - |
| Grants | | | | |
| Charter School Program (CSP) Planning & Implementation | | - | - | - |
| Other | | - | - | - |

| | | | |
|--|--------------------------------------|--|--------------------------------|
| Total Revenue | (7,810,508) | - | - |
| Total Expenses | 7,878,340 | - | - |
| Net Income | 67,832 | - | - |
| Actual Student Enrollment | | - | |
| <p>*NOTE: Enrollment, Revenue and Expenditure Data IN the 'Total and Variance Analysis' Section is Based on LAST ACTUAL Quarter Completed</p> | | | |
| | Actual vs. Original Budget TY | PY Actual (PY TY / No. of COMPLETED Actual CY | Actual CY vs. Actual PY |
| Other | - | - | - |
| TOTAL REVENUE FROM FEDERAL SOURCES | (351,648) | - | - |
| LOCAL and OTHER REVENUE | | | |
| Contributions and Donations | (5,000) | - | - |
| Fundraising | - | - | - |
| Erate Reimbursement | (15,000) | - | - |
| Earnings on Investments | - | - | - |
| Interest Income | (500) | - | - |
| Food Service (Income from meals) | - | - | - |
| Text Book | - | - | - |
| OTHER | (13,000) | - | - |
| TOTAL REVENUE FROM LOCAL and OTHER SOURCES | (33,500) | - | - |
| TOTAL REVENUE | (7,810,508) | - | - |

| | | | |
|----------------------------------|--------------------|---|---|
| Total Revenue | (7,810,508) | - | - |
| Total Expenses | 7,878,340 | - | - |
| Net Income | 67,832 | - | - |
| Actual Student Enrollment | | - | - |

| | | | |
|---|------------------|-------------------------|------------------|
| *NOTE: Enrollment, Revenue and Expenditure Data IN the 'Total and Variance Analysis' Section is Based on LAST ACTUAL Quarter Completed | Actual | PY Actual (PY TY | |
| | vs. | / No. of | Actual CY |
| | Original | COMPLETED | vs. |
| | Budget TY | Actual CY | Actual PY |

| EXPENSES | Quarter 0 | | | |
|---|------------------|------------------|---|---|
| | No. of Positions | | | |
| ADMINISTRATIVE STAFF PERSONNEL COSTS | | | | |
| Executive Management | - | 180,353 | - | - |
| Instructional Management | - | 253,222 | - | - |
| Deans, Directors & Coordinators | - | 182,240 | - | - |
| CFO / Director of Finance | - | 95,481 | - | - |
| Operation / Business Manager | - | 68,959 | - | - |
| Administrative Staff | - | 111,716 | - | - |
| TOTAL ADMINISTRATIVE STAFF | - | 891,971 | - | - |
| INSTRUCTIONAL PERSONNEL COSTS | | | | |
| Teachers - Regular | - | 2,444,904 | - | - |
| Teachers - SPED | - | - | - | - |
| Substitute Teachers | - | 15,000 | - | - |
| Teaching Assistants | - | 103,876 | - | - |
| Specialty Teachers | - | - | - | - |
| Aides | - | 132,828 | - | - |
| Therapists & Counselors | - | 319,942 | - | - |
| Other | - | 255,500 | - | - |
| TOTAL INSTRUCTIONAL | - | 3,272,050 | - | - |
| NON-INSTRUCTIONAL PERSONNEL COSTS | | | | |
| Nurse | - | - | - | - |
| Librarian | - | - | - | - |
| Custodian | - | 165,536 | - | - |
| Security | - | 54,284 | - | - |
| Other | - | 127,470 | - | - |
| TOTAL NON-INSTRUCTIONAL | - | 347,290 | - | - |
| SUBTOTAL PERSONNEL SERVICE COSTS | - | 4,511,311 | - | - |
| PAYROLL TAXES AND BENEFITS | | | | |
| Payroll Taxes | | 406,018 | - | - |
| Fringe / Employee Benefits | | 601,834 | - | - |
| Retirement / Pension | | 98,098 | - | - |
| TOTAL PAYROLL TAXES AND BENEFITS | | 1,105,950 | - | - |
| TOTAL PERSONNEL SERVICE COSTS | - | 5,617,261 | - | - |

| |
|---|
| L |
|---|

| | | | |
|---|--------------------------------------|--|--------------------------------|
| Total Revenue | (7,810,508) | - | - |
| Total Expenses | 7,878,340 | - | - |
| Net Income | 67,832 | - | - |
| Actual Student Enrollment | | - | - |
| *NOTE: Enrollment, Revenue and Expenditure Data IN the 'Total and Variance Analysis' Section is Based on LAST ACTUAL Quarter Completed | | | |
| | Actual vs. Original Budget TY | PY Actual (PY TY / No. of COMPLETED Actual CY | Actual CY vs. Actual PY |
| CONTRACTED SERVICES | | | |
| Accounting / Audit | 16,000 | - | - |
| Legal | 2,000 | - | - |
| Management Company Fee | 397,838 | - | - |
| Nurse Services | - | - | - |
| Food Service / School Lunch | 112,412 | - | - |
| Payroll Services | - | - | - |
| Special Ed Services | - | - | - |
| Titlement Services (i.e. Title I) | - | - | - |
| Other Purchased / Professional / Consulting | <u>28,000</u> | - | - |
| TOTAL CONTRACTED SERVICES | 556,250 | - | - |

| | | | |
|--|--------------------------------------|--|--------------------------------|
| Total Revenue | (7,810,508) | - | - |
| Total Expenses | 7,878,340 | - | - |
| Net Income | 67,832 | - | - |
| Actual Student Enrollment | | - | - |
| <p>*NOTE: Enrollment, Revenue and Expenditure Data IN the 'Total and Variance Analysis' Section is Based on LAST ACTUAL Quarter Completed</p> | | | |
| | Actual vs. Original Budget TY | PY Actual (PY TY / No. of COMPLETED Actual CY | Actual CY vs. Actual PY |
| SCHOOL OPERATIONS | | | |
| Board Expenses | 40,000 | - | - |
| Classroom / Teaching Supplies & Materials | 40,000 | - | - |
| Special Ed Supplies & Materials | 30,223 | - | - |
| Textbooks / Workbooks | 40,000 | - | - |
| Supplies & Materials other | - | - | - |
| Equipment / Furniture | 4,000 | - | - |
| Telephone | 12,000 | - | - |
| Technology | 32,000 | - | - |
| Student Testing & Assessment | 81,000 | - | - |
| Field Trips | 15,000 | - | - |
| Transportation (student) | 2,000 | - | - |
| Student Services - other | 206,000 | - | - |
| Office Expense | 105,000 | - | - |
| Staff Development | 371,000 | - | - |
| Staff Recruitment | 14,000 | - | - |
| Student Recruitment / Marketing | 18,000 | - | - |
| School Meals / Lunch | 5,000 | - | - |
| Travel (Staff) | 10,000 | - | - |
| Fundraising | - | - | - |
| Other | 17,000 | - | - |
| TOTAL SCHOOL OPERATIONS | 1,042,223 | - | - |
| FACILITY OPERATION & MAINTENANCE | | | |
| Insurance | 38,000 | - | - |
| Janitorial | 180,000 | - | - |
| Building and Land Rent / Lease / Facility Finance Interest | 117,606 | - | - |
| Repairs & Maintenance | 25,000 | - | - |
| Equipment / Furniture | 10,000 | - | - |
| Security | - | - | - |
| Utilities | 70,000 | - | - |
| TOTAL FACILITY OPERATION & MAINTENANCE | 440,606 | - | - |
| DEPRECIATION & AMORTIZATION | 222,000 | - | - |
| RESERVES / CONTINGENCY | - | - | - |
| TOTAL EXPENSES | 7,878,340 | - | - |

| |
|---|
| L |
| L |

| | | | |
|--|--------------------------------------|--|--------------------------------|
| Total Revenue | (7,810,508) | - | - |
| Total Expenses | 7,878,340 | - | - |
| Net Income | 67,832 | - | - |
| Actual Student Enrollment | | - | - |
| <p>*NOTE: Enrollment, Revenue and Expenditure Data IN the 'Total and Variance Analysis' Section is Based on LAST ACTUAL Quarter Completed</p> | | | |
| | Actual vs. Original Budget TY | PY Actual (PY TY / No. of COMPLETED Actual CY | Actual CY vs. Actual PY |
| NET INCOME | 67,832 | - | - |

L

| | | | |
|----------------------------------|--------------------|---|---|
| | - | | |
| Total Revenue | (7,810,508) | - | - |
| Total Expenses | 7,878,340 | - | - |
| Net Income | 67,832 | - | - |
| Actual Student Enrollment | | - | |

| | | | |
|---|--------------------------------------|--|--------------------------------|
| *NOTE: Enrollment, Revenue and Expenditure Data IN the 'Total and Variance Analysis' Section is Based on LAST ACTUAL Quarter Completed | Actual vs. Original Budget TY | PY Actual (PY TY / No. of COMPLETED Actual CY | Actual CY vs. Actual PY |
|---|--------------------------------------|--|--------------------------------|

| | | | |
|--|--|---|---|
| ENROLLMENT - *School Districts Are Linked To Above Entries* | | | |
| NYC CHANCELLOR'S OFFICE | | - | - |
| - | | - | - |
| - | | - | - |
| - | | - | - |
| - | | - | - |
| - | | - | - |
| - | | - | - |
| - | | - | - |
| - | | - | - |
| - | | - | - |
| - | | - | - |
| - | | - | - |
| - | | - | - |
| - | | - | - |
| - | | - | - |
| - | | - | - |
| - | | - | - |
| - | | - | - |
| - | | - | - |
| - | | - | - |
| ALL OTHER School Districts: (Count = 0) | | - | - |
| TOTAL ENROLLMENT | | - | - |
| REVENUE PER PUPIL | | - | - |
| EXPENSES PER PUPIL | | - | - |



Annual Report Requirement
for SUNY Authorized Charter Schools
NEW WORLD PREPARATORY CHARTER SCHOOL
2017-18

Administrative expenditures per pupil: \$0.00

Per NYS Statute Administrative expenditures per pupil: the sum of all general administration salaries and other general administration expenditures divided by the total number of enrolled students. Employee benefit costs or expenditures should not be reported here.

***NOTE: THIS TAB ONLY NEEDS TO BE COMPLETED FOR Q4**

| |
|---|
| Please write ^{None} "None" if applicable. Do not leave this space blank. |
|---|

5. Identify each individual, business, corporation, union association, firm, partnership, committee proprietorship, franchise holding company, joint stock company, business or real estate trust, non-profit organization, or other organization or group of people doing business with the school(s) governed by the Education Corporation and in which such entity, during the time of your tenure as a trustee, you and/or your immediate family member(s) or person(s) living in your house had a financial interest or other relationship. If you are a member, director, officer or employee of an organization formally partnered with the school(s) that is/are doing business with the school(s) through a management or services agreement, please identify only the name of the organization, your position in the organization, and the relationship between such organization and the school(s). If there was no financial interest, write None.

| Organization conducting business with the school(s) | Nature of business conducted | Approximate value of the business conducted | Name of Trustee and/or immediate family member of household holding an interest in the organization conducting business with the school(s) and the nature of the interest | Steps Taken to Avoid Conflict of Interest |
|---|------------------------------|---|---|---|
| Please write "None" if applicable. Do not leave this space blank. None | | | | |

John Tobin 7/7/17

 Signature Date

Please note that this document is considered a public record and as such, may be made available to members of the public upon request under the Freedom of Information Law. Personal contact information provided below will be redacted.

Business Telephone: _____ N/A

Business Address: _____ N/A

E-mail Address: _____

Home Telephone: _____

Home Address: _____

**Disclosure of Financial Interest by a Current or Proposed Charter School
Education Corporation Trustee**

Trustee Name:

Angelo Aponte

Name of Charter School Education Corporation (for an unmerged school, this is the Charter School Name):

New World Preparatory Charter School

1. List all positions held on the education corporation board (e.g., president, treasurer, parent representative).

2. Is the trustee an employee of any school operated by the Education Corporation?
Vice Chair
 Yes No

If **Yes**, for each school, please provide a description of the position(s) you hold, your responsibilities, your salary and your start date.

3. Is the trustee an employee or agent of the management company or institutional partner of the charter school(s) governed by the Education Corporation?

Yes No

If **Yes**, for each school, please provide a description of the position(s) you hold, your responsibilities, your salary and your start date.

4. Identify each interest/transaction (and provide the requested information) that you or any of your immediate family members or any persons who live with you in your house have held or engaged in with the charter school(s) governed by the Education Corporation during the time you have served on the board, and in the six-month period prior to such service. If there has been no such financial interest or transaction, write **None**. Please note that if you answered **Yes** to Questions 2-4 above, you need not disclose again your employment status, salary, etc.

| Date(s) | Nature of Financial Interest/Transaction | Steps taken to avoid a conflict of interest, (e.g., did not vote, did not participate in discussion) | Name of person holding interest or engaging in transaction and relationship to yourself |
|---------|--|--|---|
| None | | | |

| |
|---|
| Please write ^{None} "None" if applicable. Do not leave this space blank. |
|---|

5. Identify each individual, business, corporation, union association, firm, partnership, committee proprietorship, franchise holding company, joint stock company, business or real estate trust, non-profit organization, or other organization or group of people doing business with the school(s) governed by the Education Corporation and in which such entity, during the time of your tenure as a trustee, you and/or your immediate family member(s) or person(s) living in your house had a financial interest or other relationship. If you are a member, director, officer or employee of an organization formally partnered with the school(s) that is/are doing business with the school(s) through a management or services agreement, please identify only the name of the organization, your position in the organization, and the relationship between such organization and the school(s). If there was no financial interest, write **None**.

| Organization conducting business with the school(s) | Nature of business conducted | Approximate value of the business conducted | Name of Trustee and/or immediate family member of household holding an interest in the organization conducting business with the school(s) and the nature of the interest | Steps Taken to Avoid Conflict of Interest |
|---|------------------------------|---|---|---|
| Please write "None" if applicable. Do not leave this space blank. None | | | | |

_____ Angelo Aponte _____ 7/7/17 _____
 Signature Date

Please note that this document is considered a public record and as such, may be made available to members of the public upon request under the Freedom of Information Law. Personal contact information provided below will be redacted.

Business Telephone: _____ N/A _____

Business Address: _____ N/A _____

E-mail Address: _____

Home Telephone: _____

Home Address: _____



| |
|---|
| Please write ^{None} "None" if applicable. Do not leave this space blank. |
|---|

5. Identify each individual, business, corporation, union association, firm, partnership, committee proprietorship, franchise holding company, joint stock company, business or real estate trust, non-profit organization, or other organization or group of people doing business with the school(s) governed by the Education Corporation and in which such entity, during the time of your tenure as a trustee, you and/or your immediate family member(s) or person(s) living in your house had a financial interest or other relationship. If you are a member, director, officer or employee of an organization formally partnered with the school(s) that is/are doing business with the school(s) through a management or services agreement, please identify only the name of the organization, your position in the organization, and the relationship between such organization and the school(s). If there was no financial interest, write **None**.

| Organization conducting business with the school(s) | Nature of business conducted | Approximate value of the business conducted | Name of Trustee and/or immediate family member of household holding an interest in the organization conducting business with the school(s) and the nature of the interest | Steps Taken to Avoid Conflict of Interest |
|---|------------------------------|---|---|---|
| Please write "None" if applicable. Do not leave this space blank. None | | | | |

Denis Kelleher 7/7/17

 Signature Date

Please note that this document is considered a public record and as such, may be made available to members of the public upon request under the Freedom of Information Law. Personal contact information provided below will be redacted.


Business Telephone: _____ N/A

Business Address: _____ N/A

E-mail Address: _____

Home Telephone: _____

Home Address: _____



Disclosure of Financial Interest by a Current or Proposed Charter School Education Corporation Trustee

Trustee Name:

Carin Guarasci

Name of Charter School Education Corporation (for an unmerged school, this is the Charter School Name):

New World Prep Charter School

1. List all positions held on the education corporation board (e.g., president, treasurer, parent representative).

2. Is the trustee an employee of any school operated by the Education Corporation?
 Yes No

If **Yes**, for each school, please provide a description of the position(s) you hold, your responsibilities, your salary and your start date.

3. Is the trustee an employee or agent of the management company or institutional partner of the charter school(s) governed by the Education Corporation?
 Yes No

If **Yes**, for each school, please provide a description of the position(s) you hold, your responsibilities, your salary and your start date.

4. Identify each interest/transaction (and provide the requested information) that you or any of your immediate family members or any persons who live with you in your house have held or engaged in with the charter school(s) governed by the Education Corporation during the time you have served on the board, and in the six-month period prior to such service. If there has been no such financial interest or transaction, write **None**. Please note that if you answered **Yes** to Questions 2-4 above, you need not disclose again your employment status, salary, etc.

| Date(s) | Nature of Financial Interest/Transaction | Steps taken to avoid a conflict of interest, (e.g., did not vote, did not participate in discussion) | Name of person holding interest or engaging in transaction and relationship to yourself |
|---------|--|--|---|
| ← | NONE | | |

| |
|--|
| <i>Please write "None" if applicable. Do not leave this space blank.</i> |
|--|

5. Identify each individual, business, corporation, union association, firm, partnership, committee proprietorship, franchise holding company, joint stock company, business or real estate trust, non-profit organization, or other organization or group of people doing business with the school(s) governed by the Education Corporation and in which such entity, during the time of your tenure as a trustee, you and/or your immediate family member(s) or person(s) living in your house had a financial interest or other relationship. If you are a member, director, officer or employee of an organization formally partnered with the school(s) that is/are doing business with the school(s) through a management or services agreement, please identify only the name of the organization, your position in the organization, and the relationship between such organization and the school(s). If there was no financial interest, write **None**.

| Organization conducting business with the school(s) | Nature of business conducted | Approximate value of the business conducted | Name of Trustee and/or immediate family member of household holding an interest in the organization conducting business with the school(s) and the nature of the interest | Steps Taken to Avoid Conflict of Interest |
|--|------------------------------|---|---|---|
| ← NONE | | | | |
| <i>Please write "None" if applicable. Do not leave this space blank.</i> | | | | |

Carin Guarasci

July 9, 2017

Signature

Date

Please note that this document is considered a public record and as such, may be made available to members of the public upon request under the Freedom of Information Law. Personal contact information provided below will be redacted.

Business Telephone: [REDACTED] _____

Business Address: [REDACTED] _____

E-mail Address: [REDACTED] _____

Home Telephone: [REDACTED] _____

Home Address: _____

**Disclosure of Financial Interest by a Current or Proposed Charter School
Education Corporation Trustee**

Trustee Name:

Bernard Lopez

Name of Charter School Education Corporation (for an unmerged school, this is the Charter School Name):

New World Preparatory Charter School

1. List all positions held on the education corporation board (e.g., president, treasurer, parent representative).

2. Is the trustee an employee of any school operated by the Education Corporation?
Trustee / Board Member
 ___ Yes ___ **X** No

If **Yes**, for each school, please provide a description of the position(s) you hold, your responsibilities, your salary and your start date.

3. Is the trustee an employee or agent of the management company or institutional partner of the charter school(s) governed by the Education Corporation?
 ___ Yes ___ **X** No

If **Yes**, for each school, please provide a description of the position(s) you hold, your responsibilities, your salary and your start date.

4. Identify each interest/transaction (and provide the requested information) that you or any of your immediate family members or any persons who live with you in your house have held or engaged in with the charter school(s) governed by the Education Corporation during the time you have served on the board, and in the six-month period prior to such service. If there has been no such financial interest or transaction, write **None**. Please note that if you answered **Yes** to Questions 2-4 above, you need not disclose again your employment status, salary, etc.

| Date(s) | Nature of Financial Interest/Transaction | Steps taken to avoid a conflict of interest, (e.g., did not vote, did not participate in discussion) | Name of person holding interest or engaging in transaction and relationship to yourself |
|---------|--|--|---|
| None | | | |

| | | | |
|--|--|--|--|
| <i>Please write "None" if applicable. Do not leave this space blank.</i> | | | |
| None | | | |

5. Identify each individual, business, corporation, union association, firm, partnership, committee proprietorship, franchise holding company, joint stock company, business or real estate trust, non-profit organization, or other organization or group of people doing business with the school(s) governed by the Education Corporation and in which such entity, during the time of your tenure as a trustee, you and/or your immediate family member(s) or person(s) living in your house had a financial interest or other relationship. If you are a member, director, officer or employee of an organization formally partnered with the school(s) that is/are doing business with the school(s) through a management or services agreement, please identify only the name of the organization, your position in the organization, and the relationship between such organization and the school(s). If there was no financial interest, write **None**.

| Organization conducting business with the school(s) | Nature of business conducted | Approximate value of the business conducted | Name of Trustee and/or immediate family member of household holding an interest in the organization conducting business with the school(s) and the nature of the interest | Steps Taken to Avoid Conflict of Interest |
|--|------------------------------|---|---|---|
| <i>Please write "None" if applicable. Do not leave this space blank.</i> | | | | |
| None | | | | |


Bernard Lopez 7/7/17


Signature Date


Please note that this document is considered a public record and as such, may be made available to members of the public upon request under the Freedom of Information Law. Personal contact information provided below will be redacted.

Business Telephone: _____ N/A _____

Business Address: _____ N/A _____

E-mail Address: _____  _____

Home Telephone: _____  _____

Home Address: _____  _____

**Disclosure of Financial Interest by a Current or Proposed Charter School
Education Corporation Trustee**

Trustee Name:

Michael McVey

Name of Charter School Education Corporation (for an unmerged school, this is the Charter School Name):

New World Preparatory Charter School

1. List all positions held on the education corporation board (e.g., president, treasurer, parent representative).

2. Is the trustee an employee of any school operated by the Education Corporation?
Trustee / Board Member
 Yes No

If Yes, for each school, please provide a description of the position(s) you hold, your responsibilities, your salary and your start date.

3. Is the trustee an employee or agent of the management company or institutional partner of the charter school(s) governed by the Education Corporation?
 Yes No

If Yes, for each school, please provide a description of the position(s) you hold, your responsibilities, your salary and your start date.

4. Identify each interest/transaction (and provide the requested information) that you or any of your immediate family members or any persons who live with you in your house have held or engaged in with the charter school(s) governed by the Education Corporation during the time you have served on the board, and in the six-month period prior to such service. If there has been no such financial interest or transaction, write **None**. Please note that if you answered **Yes** to Questions 2-4 above, you need not disclose again your employment status, salary, etc.

| Date(s) | Nature of Financial Interest/Transaction | Steps taken to avoid a conflict of interest, (e.g., did not vote, did not participate in discussion) | Name of person holding interest or engaging in transaction and relationship to yourself |
|---------|--|--|---|
| None | | | |

| | | | |
|------|--|--|--|
| None | <i>Please write "None" if applicable. Do not leave this space blank.</i> | | |
|------|--|--|--|

5. Identify each individual, business, corporation, union association, firm, partnership, committee proprietorship, franchise holding company, joint stock company, business or real estate trust, non-profit organization, or other organization or group of people doing business with the school(s) governed by the Education Corporation and in which such entity, during the time of your tenure as a trustee, you and/or your immediate family member(s) or person(s) living in your house had a financial interest or other relationship. If you are a member, director, officer or employee of an organization formally partnered with the school(s) that is/are doing business with the school(s) through a management or services agreement, please identify only the name of the organization, your position in the organization, and the relationship between such organization and the school(s). If there was no financial interest, write **None**.

| Organization conducting business with the school(s) | Nature of business conducted | Approximate value of the business conducted | Name of Trustee and/or immediate family member of household holding an interest in the organization conducting business with the school(s) and the nature of the interest | Steps Taken to Avoid Conflict of Interest |
|--|------------------------------|---|---|---|
| <i>Please write "None" if applicable. Do not leave this space blank.</i> | | | | |
| None | | | | |

 Signature Michael McVey 7/7/17
Date

Please note that this document is considered a public record and as such, may be made available to members of the public upon request under the Freedom of Information Law. Personal contact information provided below will be redacted.


Business Telephone: _____ N/A

Business Address: _____ N/A

E-mail Address: _____

Home Telephone: _____

Home Address: _____



Disclosure of Financial Interest by a Current or Proposed Charter School Education Corporation Trustee

Trustee Name:

Jack Minogue

Name of Charter School Education Corporation (for an unmerged school, this is the Charter School Name):

New World Preparatory Charter School

1. List all positions held on the education corporation board (e.g., president, treasurer, parent representative).

Trustee / Board Member

2. Is the trustee an employee of any school operated by the Education Corporation?
 Yes No

If **Yes**, for each school, please provide a description of the position(s) you hold, your responsibilities, your salary and your start date.

3. Is the trustee an employee or agent of the management company or institutional partner of the charter school(s) governed by the Education Corporation?

Yes No

If **Yes**, for each school, please provide a description of the position(s) you hold, your responsibilities, your salary and your start date.

4. Identify each interest/transaction (and provide the requested information) that you or any of your immediate family members or any persons who live with you in your house have held or engaged in with the charter school(s) governed by the Education Corporation during the time you have served on the board, and in the six-month period prior to such service. If there has been no such financial interest or transaction, write **None**. Please note that if you answered **Yes** to Questions 2-4 above, you need not disclose again your employment status, salary, etc.

| Date(s) | Nature of Financial Interest/Transaction | Steps taken to avoid a conflict of interest, (e.g., did not vote, did not participate in discussion) | Name of person holding interest or engaging in transaction and relationship to yourself |
|---------|--|--|---|
| None | | | |

Disclosure of Financial Interest by a Current or Proposed Charter School Education Corporation Trustee

Trustee Name:

Lawrence Miraldi

Name of Charter School Education Corporation (for an unmerged school, this is the Charter School Name):

New World Preparatory Charter School

1. List all positions held on the education corporation board (e.g., president, treasurer, parent representative).

Trustee / Board Member

2. Is the trustee an employee of any school operated by the Education Corporation?
 Yes No

If **Yes**, for each school, please provide a description of the position(s) you hold, your responsibilities, your salary and your start date.

3. Is the trustee an employee or agent of the management company or institutional partner of the charter school(s) governed by the Education Corporation?

Yes No

If **Yes**, for each school, please provide a description of the position(s) you hold, your responsibilities, your salary and your start date.

4. Identify each interest/transaction (and provide the requested information) that you or any of your immediate family members or any persons who live with you in your house have held or engaged in with the charter school(s) governed by the Education Corporation during the time you have served on the board, and in the six-month period prior to such service. If there has been no such financial interest or transaction, write **None**. Please note that if you answered **Yes** to Questions 2-4 above, you need not disclose again your employment status, salary, etc.

| Date(s) | Nature of Financial Interest/Transaction | Steps taken to avoid a conflict of interest, (e.g., did not vote, did not participate in discussion) | Name of person holding interest or engaging in transaction and relationship to yourself |
|---------|--|--|---|
| None | | | |

Please write "None" if applicable. Do not leave this space blank.

5. Identify each individual, business, corporation, union association, firm, partnership, committee proprietorship, franchise holding company, joint stock company, business or real estate trust, non-profit organization, or other organization or group of people doing business with the school(s) governed by the Education Corporation and in which such entity, during the time of your tenure as a trustee, you and/or your immediate family member(s) or person(s) living in your house had a financial interest or other relationship. If you are a member, director, officer or employee of an organization formally partnered with the school(s) that is/are doing business with the school(s) through a management or services agreement, please identify only the name of the organization, your position in the organization, and the relationship between such organization and the school(s). If there was no financial interest, write None.

| Organization conducting business with the school(s) | Nature of business conducted | Approximate value of the business conducted | Name of Trustee and/or immediate family member of household holding an interest in the organization conducting business with the school(s) and the nature of the interest | Steps Taken to Avoid Conflict of Interest |
|--|------------------------------|---|---|---|
| <p>Please write "None" if applicable. Do not leave this space blank.</p> <p>None</p> | | | | |

Lawrence Miraldi 7/7/17
 Signature Date

Please note that this document is considered a public record and as such, may be made available to members of the public upon request under the Freedom of Information Law. Personal contact information provided below will be redacted.

Business Telephone: N/A

Business Address: N/A

E-mail Address: _____
 Home Telephone: _____
 Home Address: _____

Disclosure of Financial Interest by a Current or Proposed Charter School Education Corporation Trustee

Trustee Name:

Arnold Obey

Name of Charter School Education Corporation (for an unmerged school, this is the Charter School Name):

New World Preparatory Charter School

1. List all positions held on the education corporation board (e.g., president, treasurer, parent representative).
trustee / member

2. Is the trustee an employee of any school operated by the Education Corporation?
 ___ Yes No

If Yes, for each school, please provide a description of the position(s) you hold, your responsibilities, your salary and your start date.

3. Is the trustee an employee or agent of the management company or institutional partner of the charter school(s) governed by the Education Corporation?
 ___ Yes No

If Yes, for each school, please provide a description of the position(s) you hold, your responsibilities, your salary and your start date.

4. Identify each interest/transaction (and provide the requested information) that you or any of your immediate family members or any persons who live with you in your house have held or engaged in with the charter school(s) governed by the Education Corporation during the time you have served on the board, and in the six-month period prior to such service. If there has been no such financial interest or transaction, write **None**. Please note that if you answered **Yes** to Questions 2-4 above, you need not disclose again your employment status, salary, etc.

| Date(s) | Nature of Financial Interest/Transaction | Steps taken to avoid a conflict of interest, (e.g., did not vote, did not participate in discussion) | Name of person holding interest or engaging in transaction and relationship to yourself |
|---------|--|--|---|
| None | | | |

| | | | |
|--|--|--|--|
| <i>Please write "None" if applicable. Do not leave this space blank.</i> | | | |
| None | | | |

5. Identify each individual, business, corporation, union association, firm, partnership, committee proprietorship, franchise holding company, joint stock company, business or real estate trust, non-profit organization, or other organization or group of people doing business with the school(s) governed by the Education Corporation and in which such entity, during the time of your tenure as a trustee, you and/or your immediate family member(s) or person(s) living in your house had a financial interest or other relationship. If you are a member, director, officer or employee of an organization formally partnered with the school(s) that is/are doing business with the school(s) through a management or services agreement, please identify only the name of the organization, your position in the organization, and the relationship between such organization and the school(s). If there was no financial interest, write **None**.

| Organization conducting business with the school(s) | Nature of business conducted | Approximate value of the business conducted | Name of Trustee and/or immediate family member of household holding an interest in the organization conducting business with the school(s) and the nature of the interest | Steps Taken to Avoid Conflict of Interest |
|--|------------------------------|---|---|---|
| <i>Please write "None" if applicable. Do not leave this space blank.</i> | | | | |
| None | | | | |

Arnold Obey
7/7/17

Signature Date

Please note that this document is considered a public record and as such, may be made available to members of the public upon request under the Freedom of Information Law. Personal contact information provided below will be redacted.

Business Telephone: N/A

Business Address: N/A

E-mail Address: _____

Home Telephone: _____

Home Address: _____



**Disclosure of Financial Interest by a Current or Proposed Charter School
Education Corporation Trustee**

Trustee Name:

Rev. Terry Troia

Name of Charter School Education Corporation (for an unmerged school, this is the Charter School Name):

New World Preparatory Charter School

1. List all positions held on the education corporation board (e.g., president, treasurer, parent representative).

2. Is the trustee an employee of any school operated by the Education Corporation?
Secretary
 Yes No

If **Yes**, for each school, please provide a description of the position(s) you hold, your responsibilities, your salary and your start date.

3. Is the trustee an employee or agent of the management company or institutional partner of the charter school(s) governed by the Education Corporation?

Yes No

If **Yes**, for each school, please provide a description of the position(s) you hold, your responsibilities, your salary and your start date.

4. Identify each interest/transaction (and provide the requested information) that you or any of your immediate family members or any persons who live with you in your house have held or engaged in with the charter school(s) governed by the Education Corporation during the time you have served on the board, and in the six-month period prior to such service. If there has been no such financial interest or transaction, write **None**. Please note that if you answered **Yes** to Questions 2-4 above, you need not disclose again your employment status, salary, etc.

| Date(s) | Nature of Financial Interest/Transaction | Steps taken to avoid a conflict of interest, (e.g., did not vote, did not participate in discussion) | Name of person holding interest or engaging in transaction and relationship to yourself |
|---------|--|--|---|
| None | | | |

| | | | |
|--|--|--|--|
| <i>Please write "None" if applicable. Do not leave this space blank.</i> | | | |
| None | | | |

5. Identify each individual, business, corporation, union association, firm, partnership, committee proprietorship, franchise holding company, joint stock company, business or real estate trust, non-profit organization, or other organization or group of people doing business with the school(s) governed by the Education Corporation and in which such entity, during the time of your tenure as a trustee, you and/or your immediate family member(s) or person(s) living in your house had a financial interest or other relationship. If you are a member, director, officer or employee of an organization formally partnered with the school(s) that is/are doing business with the school(s) through a management or services agreement, please identify only the name of the organization, your position in the organization, and the relationship between such organization and the school(s). If there was no financial interest, write **None**.

| Organization conducting business with the school(s) | Nature of business conducted | Approximate value of the business conducted | Name of Trustee and/or immediate family member of household holding an interest in the organization conducting business with the school(s) and the nature of the interest | Steps Taken to Avoid Conflict of Interest |
|--|------------------------------|---|---|---|
| <i>Please write "None" if applicable. Do not leave this space blank.</i> | | | | |
| None | | | | |

 Rev. Terry Troia 7/7/17
 Signature Date

Please note that this document is considered a public record and as such, may be made available to members of the public upon request under the Freedom of Information Law. Personal contact information provided below will be redacted.


Business Telephone: _____

Business Address: _____

E-mail Address: _____

Home Telephone: _____

Home Address: _____



Disclosure of Financial Interest by a Current or Proposed Charter School Education Corporation Trustee

Trustee Name:

Peter J. Weinman, Esq.

Name of Charter School Education Corporation (for an unmerged school, this is the Charter School Name):

New World Preparatory

1. List all positions held on the education corporation board (e.g., president, treasurer, parent representative). trustee / Board Member

2. Is the trustee an employee of any school operated by the Education Corporation?
 Yes No

If Yes, for each school, please provide a description of the position(s) you hold, your responsibilities, your salary and your start date.

3. Is the trustee an employee or agent of the management company or institutional partner of the charter school(s) governed by the Education Corporation?

Yes No

If Yes, for each school, please provide a description of the position(s) you hold, your responsibilities, your salary and your start date.

4. Identify each interest/transaction (and provide the requested information) that you or any of your immediate family members or any persons who live with you in your house have held or engaged in with the charter school(s) governed by the Education Corporation during the time you have served on the board, and in the six-month period prior to such service. If there has been no such financial interest or transaction, write None. Please note that if you answered Yes to Questions 2-4 above, you need not disclose again your employment status, salary, etc. None


| Date(s) | Nature of Financial Interest/Transaction | Steps taken to avoid a conflict of interest, (e.g., did not vote, did not participate in discussion) | Name of person holding interest or engaging in transaction and relationship to yourself |
|-------------|--|--|---|
| <u>None</u> | <u>None</u> | | |

Please write "None" if applicable. Do not leave this space blank.

5. Identify each individual, business, corporation, union association, firm, partnership, committee proprietorship, franchise holding company, joint stock company, business or real estate trust, non-profit organization, or other organization or group of people doing business with the school(s) governed by the Education Corporation and in which such entity, during the time of your tenure as a trustee, you and/or your immediate family member(s) or person(s) living in your house had a financial interest or other relationship. If you are a member, director, officer or employee of an organization formally partnered with the school(s) that is/are doing business with the school(s) through a management or services agreement, please identify only the name of the organization, your position in the organization, and the relationship between such organization and the school(s). If there was no financial interest, write None.

NONE

| Organization conducting business with the school(s) | Nature of business conducted | Approximate value of the business conducted | Name of Trustee and/or immediate family member of household holding an interest in the organization conducting business with the school(s) and the nature of the interest | Steps Taken to Avoid Conflict of Interest |
|--|------------------------------|---|---|---|
| <p>Please write "None" if applicable. Do not leave this space blank.</p> <p>NONE</p> | | | | |


Signature  Date JUL 06 2017


Please note that this document is considered a public record and as such, may be made available to members of the public upon request under the Freedom of Information Law. Personal contact information provided below will be redacted.

Business Telephone: 

Business Address: 

E-mail Address: 

Home Telephone: 

Home Address: 

Disclosure of Financial Interest by a Current or Proposed Charter School Education Corporation Trustee

Trustee Name:

Evlyn Williams

Name of Charter School Education Corporation (for an unmerged school, this is the Charter School Name):

New World Preparatory Charter School

1. List all positions held on the education corporation board (e.g., president, treasurer, parent representative).

2. Is the trustee an employee of any school operated by the Education Corporation?
 Yes No

If **Yes**, for each school, please provide a description of the position(s) you hold, your responsibilities, your salary and your start date.

3. Is the trustee an employee or agent of the management company or institutional partner of the charter school(s) governed by the Education Corporation?
 Yes No

If **Yes**, for each school, please provide a description of the position(s) you hold, your responsibilities, your salary and your start date.

4. Identify each interest/transaction (and provide the requested information) that you or any of your immediate family members or any persons who live with you in your house have held or engaged in with the charter school(s) governed by the Education Corporation during the time you have served on the board, and in the six-month period prior to such service. If there has been no such financial interest or transaction, write **None**. Please note that if you answered **Yes** to Questions 2-4 above, you need not disclose again your employment status, salary, etc.

| Date(s) | Nature of Financial Interest/Transaction | Steps taken to avoid a conflict of interest, (e.g., did not vote, did not participate in discussion) | Name of person holding interest or engaging in transaction and relationship to yourself |
|---------|--|--|---|
| None | | | |

| | | | |
|--|--|--|--|
| <i>Please write "None" if applicable. Do not leave this space blank.</i> | | | |
| None | | | |

5. Identify each individual, business, corporation, union association, firm, partnership, committee proprietorship, franchise holding company, joint stock company, business or real estate trust, non-profit organization, or other organization or group of people doing business with the school(s) governed by the Education Corporation and in which such entity, during the time of your tenure as a trustee, you and/or your immediate family member(s) or person(s) living in your house had a financial interest or other relationship. If you are a member, director, officer or employee of an organization formally partnered with the school(s) that is/are doing business with the school(s) through a management or services agreement, please identify only the name of the organization, your position in the organization, and the relationship between such organization and the school(s). If there was no financial interest, write **None**.

| Organization conducting business with the school(s) | Nature of business conducted | Approximate value of the business conducted | Name of Trustee and/or immediate family member of household holding an interest in the organization conducting business with the school(s) and the nature of the interest | Steps Taken to Avoid Conflict of Interest |
|--|------------------------------|---|---|---|
| <i>Please write "None" if applicable. Do not leave this space blank.</i> | | | | |
| None | | | | |


Evlyn Williams 7/7/17


Signature Date


Please note that this document is considered a public record and as such, may be made available to members of the public upon request under the Freedom of Information Law. Personal contact information provided below will be redacted.

Business Telephone: _____ N/A _____

Business Address: _____ N/A _____

E-mail Address: _____ 

Home Telephone: _____ 

Home Address: _____ 



Entry 9 BOT Table

Last updated: 07/16/2017

(tab across or use scroll bar at bottom of table)

1. Current Board Member Information

| | Trustee Name | Email Addresses | Position on the Board | Committee Affiliations | Voting Member Per By Laws? (Y/N) | Area of Expertise, and/or Additional Role at School (parent, staff member, etc.) | Number of Terms Served and Length of Each (Include election date and term expiration) | Number of Board Mtgs Attended during 2016-17? |
|---|---------------|-----------------|----------------------------|---|----------------------------------|--|---|---|
| 1 | John Tobin | [REDACTED] | Chair/ Board President | Finance, Academic, Human Resources, Facilities | Yes | Education | 2 terms, 7 years | 9 |
| 2 | Angelo Aponte | [REDACTED] | Vice Chair/ Vice President | Finance, Academic, Human Resources, Strategic, Securities | Yes | Education | 2 terms, 7 years | 9 |
| 3 | Terry Troia | [REDACTED] | Secretary | Finance and Academic | Yes | Community Relations | 2 terms, 7 years | 6 |

| | | | | | | | | |
|----|------------------|------------|-----------------------|-----------------------|-----|-----------------------|------------------|-----------|
| 4 | Denis Kelleher | [REDACTED] | Treasurer | Finance and Strategic | Yes | Finance | 2 terms, 7 years | 8 |
| 5 | Carin Guarasci | [REDACTED] | Trustee/Member | Academic | Yes | Education | 2 terms, 7 years | 6 |
| 6 | Jack Minogue | [REDACTED] | Trustee/Member | Human Resources | Yes | Education | 2 terms, 7 years | 7 |
| 7 | Arnold Obey | [REDACTED] | Trustee/Member | Nominating | Yes | Education | 1 term, 5 years | 5 or less |
| 8 | Peter Weinman | [REDACTED] | Trustee/Member | | Yes | Legal | 2 terms, 6 years | 8 |
| 9 | Michael McVey | [REDACTED] | Trustee/Member | Academic | Yes | Education | 1 term, 5 years | 6 |
| 10 | Bernard Lopez | [REDACTED] | Trustee/Member | Academic | Yes | Education | 1 term, 5 years | 8 |
| 11 | Lawrence Miraldi | [REDACTED] | Trustee/Member | Academic | Yes | Education | 1 term, 5 years | 5 or less |
| 12 | Evlyn Williams | [REDACTED] | Parent Representative | | Yes | Parent Representative | 1 term, 1 year | 6 |
| 13 | | | | | | | | |
| 14 | | | | | | | | |
| 15 | | | | | | | | |
| 16 | | | | | | | | |

| | | | | | | | | |
|----|--|--|--|--|--|--|--|--|
| 17 | | | | | | | | |
| 18 | | | | | | | | |
| 19 | | | | | | | | |
| 20 | | | | | | | | |

2. Total Number of Members on June 30, 2016 12

3. Total Number of Members Joining the Board 2016-17 School Year 4

4. Total Number of Members Departing the Board during the 2016-17 School Year 1

5. Number of Voting Members 2016-17, as set by the by-laws, resolution or minutes 12

6. Number of Board Meetings Conducted in the 2016-17 School Year 9

7. Number of Board Meetings Scheduled for the [2017-18](#) School Year 12

Thank you.



Entry 11 Enrollment and Retention of Special Populations

Created: 07/16/2017 • Last updated: 08/01/2017

Instructions for Reporting Enrollment and Retention Strategies

Describe the efforts the charter school has made in 2016 2017 toward meeting targets to attract and retain enrollment of students with disabilities, English language learners, and students who are economically disadvantaged. In addition, describe the school’s plans for meeting or making progress toward meeting its enrollment and retention targets in 2017 2018.

Recruitment/Attraction Efforts Toward Meeting Targets

| | Describe Efforts Toward Meeting Recruitment Targets 2016 17) | Describe Plans Toward Meeting Recruitment Targets 2017 18) |
|----------------------------|---|--|
| Economically Disadvantaged | <p>New World Prep recruits its students from the North Shore communities of Staten Island such as Port Richmond, Mariners Harbor, West Brighton, New Brighton, and Park Hill, which have higher level of poverty as compared to other communities on Staten Island.</p> <p>We have met our target of serving the economically disadvantaged as indicated by our free and reduced percentage of 93.72% which demonstrates that our students come from homes which are considered economically disadvantaged. This is significantly higher then local school district #31, which had a free and reduced rate of 55.2%</p> | <p>We will continue to reach out to the Staten Island North shore communities. We will continue to expand our partnerships and outreach to local organizations and elementary schools that traditional provide services to families that are economically disadvantaged.</p> <p>We will continue efforts to have parent coordinators, PTO members, school guidance counselors and administrators attend informational session regarding our school services.</p> |
| English Language | <p>New World Prep works closely with Project Hospitality and El Centro, as well as other community organizations that serve both economically disadvantaged and the immigrant population. We met our targets of English Language Learners as indicated by the comparison between our school’s ELL population and that of the school district. Our ELL population is 15.97% as compared to 5.0% for District #31. NWP’s lottery has a preference, after siblings, to accept students who come from homes where English is not the primary language spoken.</p> | <p>We will continue to expand our outreach to various organizations and communities that serve families that speak other languages other than English.</p> <p>Promotional materials will continue to reflect the languages other then English, which we</p> |

| | | |
|----------------------------|---|---|
| Learners | <p>The percentage of our students who come from homes where a language other than English is spoken is 54.5%</p> <p>NWP had 125 available seats for incoming 6th grade. This year 39 siblings were accepted. The remaining 81 seats were filled by students who met the school's lottery preference criteria of coming from a home where English is not the first language spoken.</p> | <p>serve.</p> <p>Additionally, our Open Houses and school tours will continue to provide translators and materials that reflect the languages of the families that attend to the degree possible.</p> |
| Students with Disabilities | <p>The data indicates that we make significant outreach to families who have children with disabilities. This year 27.49% of New World Prep's students had IEP's. This figure surpassed District #31 by more than 5%. In District #31, 22% of its students have IEP's.</p> <p>We ensure in our recruitment materials and process that all interested families are aware that all applicants regardless of disability can attend New World Prep.</p> <p>At our Open House activities, Lottery and student registration, staff is available to meet with families to discuss their child's IEP. This allowed families who have children with a disability to be fully aware of the services their child will receive at New World Prep.</p> | <p>We will continue to inform families through our recruitment materials, during On Site School visits to our feeder schools, PTO meetings and other Parent organizations, at our Open Houses, and throughout the application and registration process of NWP admission policy and the services and academic program available for students with disabilities.</p> <p>All elements of our recruitment process indicate our admission policy informs families that when seeking admission to our school we do not discriminate against or limit the admission of any student on any lawful basis, including on the basis of ethnicity, national origin, gender, disability, intellectual ability, measures of achievement or aptitude, athletic ability, race, creed, national origin, religion or ancestry.</p> |

Retention Efforts Toward Meeting Targets

| | Describe Efforts Toward Meeting Retention Targets 2016 17) | Describe Plans Toward Meeting Retention Targets 2017 18) |
|--|---|--|
| | <p>At the end of the 2016 17 school year NWP had a 96.8% retention rate for those students who were identified as coming from homes that are considered economically disadvantaged. 95% of our student population came from homes that are considered economically disadvantaged.</p> <p>NWP provides a rigorous academic program with a strong social emotional component to support student process. We have a comprehensive intervention program that supports all students and maximizes opportunity for academic progress.</p> | |

Economically Disadvantaged

In order to support our families in remaining at New World Prep, the school held Parent Orientation meetings and Back to School Night at the beginning of the school year to familiarize our families with the school culture and ways they could receive support throughout the school year.

The Coordinator of Parent Academy designed seminars/workshops that were held throughout the school year, which enabled a stronger working relationship between the work their child does in the school and ways the family can give support at home. A strong component to these seminars/workshops was the emphasis on the social emotional development of the child and family. These programs are offered in both English and Spanish.

The school's PTO is designed to build communication between the home and the school and also provide support and information on topics that are relevant to the family needs. At the monthly meetings guest speakers from community based organizations attends the PTO meeting to provide information and to answer questions regarding how to access supports for the family..

Again meetings are both in English and Spanish.

We had our Second Annual Community Fair, which provided our NWP families the opportunity to meet and get information from local service organizations and their elected officials about events and services they offer.

An Immigration Forum was held which provided our families with information about the rights of immigrants.

We will continue to serve our students and their families who are considered economically disadvantaged through the same process as the past year, which successfully allowed our students and families to be supported by the school.

Our students will continue to be supported by our rigorous academic program and the strong social emotional component that supports student progress. Students will continue to be supported by our comprehensive intervention program.

Our families will continue have the opportunity to be supported through our Parent Academy, the Parent Teacher Organization (PTO), Community Fair, etc.

A family survey will be conducted to allow our families to express areas they want support in order to be successful at New World prep.

Services will continue to be provided in both in English and Spanish. This includes all written materials.

At the end of the school year our retention rate for our ELL students was 94%.

The ELL Coordinator and ELL Teachers provided academic support for our ELL population.

| | | |
|-----------------------------------|---|---|
| <p>English Language Learners</p> | <p>NWP provides a rigorous academic program with a strong social emotional component to support student process. We have a comprehensive intervention program that supports all students and maximizes opportunity for academic progress.</p> <p>The Coordinator of the Parent Academy held seminars/workshops to support our parents and families who come from homes where English is not the first language spoken.</p> <p>The Coordinator of the Parent Academy served as a liaison for these families to insure good mutual communication occurs between the home and the school.</p> <p>All school wide events were either done in either Spanish or English or the meeting was translated from English to Spanish. Translators are available for all of the various types of school meetings.</p> <p>All school materials are available in both English and Spanish.</p> | <p>New World Prep will continue to provide the services we provided last year. Our students will continue to be supported by our rigorous academic program and the strong social emotional component that supports student progress. Students will continue to be supported by our comprehensive intervention program.</p> <p>The Parent Academy will design more targeted workshops based upon this population's needs.</p> <p>In recruitment of staff, which includes instructional, guidance, administrative and operations, we seek to have more staff who speak both English and Spanish.</p> |
| <p>Students with Disabilities</p> | <p>During this school year staff received school wide professional development which providing teachers effective instructional strategies to use with their special education students.</p> <p>The Special Education Coordinator regularly met with the grade level teams to address ways to best implement strategies that support their academic growth and personal development of the special education students IEP's.</p> <p>The Special Education Coach provided training additional training for staff.</p> <p>A structure existed to provide individual support to special education students, in addition to guidance, by each student having a Special Education Case Manager assigned to them. These SPED Case Managers meet regularly review the needs of their students.</p> | <p>New World Prep will continue to provide the services they did during the 2016 17. These practices have successfully supported the retention of our students with disabilities.</p> <p>The school will again develop the support structure for each Special Education student to have a Case Managers who oversees the implementation of their IEP. The case manager works with the families, the student, and teachers, along with the Coordinator of Special Education and the guidance counselor, to insure there is good communication regarding services and any needed changes to these services.</p> <p>The Special Education Coach will continue to work with the teachers in their support of their special education student's needs.</p> |



Entry 12 Classroom Teacher and Administrator Attrition

Created: 07/16/2017 • Last updated: 08/01/2017

Report changes in teacher and administrator staffing.

Instructions for completing the Classroom Teacher and Administrator Attrition Tables

Charter schools must complete the two tables named 2016-2017 Classroom Teacher and Administrator Attrition to report changes in teacher and administrator staffing in 2016-2017. Please provide the full time equivalent (FTE) of staff on June 30, 2016; the FTE for any departed staff from July 1, 2016 through June 30, 2017; the FTE for added staff from July 1, 2016 through June 30, 2017; and the FTE of staff added in newly created positions from July 1, 2016 through June 30, 2017 using the two tables provided.

Classroom Teacher Attrition Table

| | FTE Classroom Teachers on June 30, 2016 | FTE Classroom Teachers Departed 7/1/16 6/30/17 | FTE Classroom Teachers Filling Vacant Positions 7/1/16 6/30/17 | FTE Classroom Teachers Added in New Positions 7/1/16 6/30/17 | FTE of Classroom Teachers on June 30, 2017 |
|--|---|--|--|--|--|
| | 36 | 11 | 1 | 3 | 38 |

Administrator Position Attrition Table

| | FTE Administrative Positions on June 30, 2016 | FTE Administrators Departed 7/1/16 6/30/17 | FTE Administrators Filling Vacant Positions 7/1/16 6/30/17 | FTE Administrators Added in New Positions 7/1/16 6/30/17 | FTE Administrative Positions on June 30, 2017 |
|--|---|--|--|--|---|
| | 4 | 0 | 0 | 1 | 5 |

Thank you

NEW WORLD PREP

2017-2018 Academic Calendar

| | |
|--------------------------------------|---|
| Summer School | Tuesday, July 11 th |
| | Friday, August 4 th , 2017 |
| Teacher Pre-Service | Monday, August 21 st |
| | Friday, September 1 th , 2017 |
| School Closed Labor Day | Monday, September 4 th , 2017 |
| First Day of School | Tuesday, September 5 th , 2017 |
| School Closed Rosh Hashanah | Thursday, September 21 st , 2017 |
| School Closed Rosh Hashanah | Friday, September 22 nd , 2017 |
| School Closed Columbus Day | Monday, October 9 th , 2017 |
| School Closed PD for Teachers | Tuesday, November 7 th , 2017 |
| School Closed Thanksgiving Recess | Wednesday, November 22 nd - |
| School Closed Thanksgiving Recess | Friday, November 24 th , 2017 |
| School Closed Winter Recess | Monday, December 25 th , 2017 |
| | Friday, January 5 th , 2018 |
| School Closed Martin Luther King Jr. | Monday, January 15 th , 2018 |
| School Closed Chinese New Year | Friday, February 16 th , 2018 |
| School Closed Midwinter Recess | Monday, February 19 th |
| | Friday, February 23 rd , 2018 |
| School Closed Spring Recess | Friday, March 30 th |
| | Friday, April 6 th , 2018 |
| School Closed Memorial Day | Monday, May 28 th , 2018 |
| School Closed Eid al-Fitr | Friday, June 15 th , 2018 |
| Last Day of School | Tuesday, June 26 th , 2018 |
| Last Day for Teachers | Friday, June 29 th , 2018 |