



Entry 1 School Information

Last updated: 07/21/2017

Please be advised that you will need to complete this cover page (including signatures) before all of the other tasks assigned to you by your authorizer are visible on your task page. While completing this task, please ensure that you select the correct authorizer (**as of June 30, 2017**) or you may not be assigned the correct tasks.

a. SCHOOL NAME AND BEDS# SISULU WALKER CS OF HARLEM (SUNY Trustees)

(Select name from the drop down menu)

b. CHARTER AUTHORIZER SUNY Authorized Charter School

(For technical reasons, please re select authorizer name from the drop down menu).

c. DISTRICT / CSD OF LOCATION NYC CSD 3

d1. SCHOOL INFORMATION

	PRIMARY ADDRESS	PHONE NUMBER	FAX NUMBER	EMAIL ADDRESS
	125 West 115th Street, New York, NY 10026	██████████	██████████	██████████

d2. PHONE CONTACT NUMBER FOR AFTER HOURS EMERGENCIES

Contact Name	Michelle K. Haynes
Title	Principal
Emergency Phone Number (### ###) ###)	██████████

e. SCHOOL WEB ADDRESS (URL) <http://www.sisuluwalker.org>

f. DATE OF INITIAL CHARTER 09/1999

g. DATE FIRST OPENED FOR INSTRUCTION 09/1999

i. TOTAL ENROLLMENT ON JUNE 30, 2017 225

j. GRADES SERVED IN SCHOOL YEAR 2016-17

Check all that apply

Grades Served	K, 1, 2, 3, 4, 5
---------------	------------------

k1. DOES THE SCHOOL CONTRACT WITH A CHARTER OR EDUCATIONAL MANAGEMENT ORGANIZATION? No


11. FACILITIES

Does the school maintain or operate multiple sites?

	No, just one site.
--	--------------------

12. SCHOOL SITES

Please list the sites where the school will operate for the upcoming school year.

	Physical Address	Phone Number	District/CSD	Grades Served at Site	School at Full Capacity at Site	Facilities Agreement
Site 1 (same as primary site)	125 West 115th Street, New York, NY 10026		CSD 3	K 5	Yes	Rent/Lease
Site 2						
Site 3						

12a. Please provide the contact information for Site 1.

	Name	Work Phone	Alternate Phone	Email Address
School Leader	Michelle K. Haynes	[REDACTED]	[REDACTED]	[REDACTED]
Operational Leader	Shamik L. Mitchell	[REDACTED]	[REDACTED]	[REDACTED]
Compliance Contact	Shamik L. Mitchell	[REDACTED]	[REDACTED]	[REDACTED]
Complaint Contact	Michelle K. Haynes	[REDACTED]	[REDACTED]	[REDACTED]

m1. Is the school or are the school sites co-located? No

n1. Were there any revisions to the school’s charter during the 2016-17 school year? (Please include approved or pending material and non-material charter revisions). No

o. Name and Position of Individual(s) Who Completed the 2016-17 Annual Report. Michelle Haynes, Principal


p. Our signatures below attest that all of the information contained herein is truthful and accurate and that this charter school is in compliance with all aspects of its charter, and with all pertinent Federal, State, and local laws, regulations, and rules. We understand that if any information in any part of this report is found to have been deliberately misrepresented, that will constitute grounds for the revocation of our charter. Check YES if you agree and then use the mouse on your PC or the stylist on your mobile device to sign your name).

Yes

Signature, Head of Charter School

A highly stylized, cursive handwritten signature in black ink, consisting of several overlapping loops and sharp peaks.

Signature, President of the Board of Trustees

A highly stylized, cursive handwritten signature in black ink, featuring a prominent vertical loop and a long, sweeping horizontal stroke.

Date

2017/07/21

Thank you.



Entry 2 NYS School Report Card Link

Last updated: 07/21/2017

1. NEW YORK STATE REPORT CARD

<https://data.nysed.gov/profile.php?instid=800000047050>

Provide a direct URL or web link to the most recent New York State School Report Card for the charter school (See <https://reportcards.nysed.gov/>).

(Charter schools completing year one will not yet have a School Report Card or link to one. Please type "URL is not available" in the space provided).



Entry 4 Expenditures per Child

Last updated: 07/21/2017

Financial Information

This information is required of ALL charter schools. Provide the following measures of fiscal performance of the charter school in Appendix B (Total Expenditures and Administrative Expenditures Per Child):

1. Total Expenditures Per Child

To calculate '**Total Expenditures per Child**' take total expenditures (from the unaudited 2016-17 Schedule of Functional Expenses) and divide by the year end FTE student enrollment. (Integers Only. No dollar signs or commas).

Note: The information on the Schedule of Functional Expenses on pages 41-43 of the Audit Guide can help schools locate the amounts to use in the two per pupil calculations: <http://www.p12.nysed.gov/psc/AuditGuide.html>

Line 1: Total Expenditures	3427248
Line 2: Year End FTE student enrollment	225
Line 3: Divide Line 1 by Line 2	15214

2. Administrative Expenditures per Child

To calculate **'Administrative Expenditures per Child'** To calculate "Administrative Expenditures per Child" first *add* together the following:

1. Take the relevant portion from the 'personnel services cost' row and the 'management and general' column (from the unaudited 2016 17 Schedule of Functional Expenses)
2. Any contracted administrative/management fee paid to other organizations or corporations
3. Take the total from above and divide it by the year end FTE enrollment. The relevant portion that must be included in this calculation is defined as follows:

Administrative Expenditures: Administration and management of the charter school includes the activities and personnel of the offices of the chief school officer, the finance or business offices, school operations personnel, data management and reporting, human resources, technology, etc. It also includes those administrative and management services provided by other organizations or corporations on behalf of the charter school for which the charter school pays a fee or other compensation. Do not include the FTE of personnel whose role is to directly support the instructional program.

Notes:

The information on the Schedule of Functional Expenses on pages 41-43 of the Audit Guide can help schools locate the amounts to use in the two per pupil calculations:

<http://www.p12.nysed.gov/psc/AuditGuide.html>.

Employee benefit costs or expenditures should not be reported in the above calculations.

Line 1: Relevant Personnel Services Cost (Row)	318037
Line 2: Management and General Cost (Column)	150468
Line 3: Sum of Line 1 and Line 2	468505
Line 5: Divide Line 3 by the Year End FTE student enrollment	2080

Thank you.



**GENERAL INSTRUCTIONS FOR
ANNUAL BUDGET/QUARTERLY REPORT**

TEMPLATE TABS

1- GRAY tab contains the Instructions




Instructions	Provides description of tabs and input requirements.
Funding by District	Charter School Tuition Rates

2- BLUE tabs require input of information

1.) Name of School	>Select school name from list. >Enter contact information.
2.) Enrollment	Enter enrollment information for Annual Budget (& Revisions) and Quarterly Actuals. Includes: >Enrollment by Grade >Enrollment by District
3.) Staffing Plan	Enter staffing plan information for Annual Budget (& Revisions) and Quarterly Actuals. Includes: >Full Time Equivalent (FTE), by Position Category, By Quarter
4.) Yearly Budget	Enter Yearly Budget information. Includes: >"Pior Year" column may be completed based upon preliminary data, and adjusted with Annual Audited data when the Quarter 2 Actuals are being submitted. (Note: Quarterly Revenue allocation may be set) >Budgeted Enrollment data and Per Pupil Revenue for the current year are populated based upon input on tab "2.) Enrollment." >Budgeted FTE for current year is populated based upon input on tab "3.) Staffing Plan." >All other sources of revenue >All expenses >Budget Revisions, as necessary and <i>approved</i> by the school's Board of Directors, should be submitted when submitting Quarterly Actuals.
5.) Balance Sheet	Enter Balance Sheet information for EdCorps. Separate schools merged into a primary EdCorp should NOT use this tab. >"Pior Year" column may be completed based upon preliminary data, and adjusted with Annual Audited data when the Quarter 2 Actuals are being submitted.

6.) Quarterly Report	Enter Actual Quarterly Report information . Includes: >Actual Enrollment data and Per Pupil Revenue for the current year are populated based upon input on tab "2.) Enrollment." >Actual FTE for current year is populated based upon input on tab "3.) Staffing Plan." >All other sources of revenue >All expenses
7.) Annual Report Requirement	Complete when submitting Actual Quarter 4.

CELL COLORS & GUIDANCE COMMENTS

-  = Enter information into the light BLUE shaded cells.
-  = Cells labeled in ORANGE containe guidance regarding the input of information.
-  = Cells containing RED triangles in the upper right corner contain "guidance comments" on that particular line item. Please "mouse-over" the triangle to reveal each comment.

**Charter Funding Alphabetical By NYS School District
* (Sum of Charter School Basic Tuition and Supplemental Basic Tuition)**



ANNUAL BUDGET & QUARTERLY REPORT TEMPLATE

Sisulu-Walker Charter School of Harlem

SCHOOL

Name:	Sisulu-Walker Charter School of Harlem
--------------	--

CONTACT INFORMATION

Contact Name:	Josh Moreau
Contact Title:	CFO/COO, boostEd Finance
Contact Email:	[REDACTED]
Contact Phone:	[REDACTED]

REPORT PERIOD

Current Academic Year:	2017-18
Prior Academic Year:	2016-17

PLAN - FULL TIME EQUIVALENT

STAFFING PLAN - FULL TIME EQUIVALENT ("FTE")

***NOTE:** Enter the number of FTE positions in the "blue" cells.

***NOTE:** Enter the number of FTE positions in the "blue" cells.

***NOTE:** If there are NO budget revisions at the time of quarterly submittal leave the 'REVISED' Column(s) COMPLETELY BLANK. If budget revisions ARE made, the entire "REVISED" budget columns for the affected quarter(s) must be completed on tabs 2, 3

ADMINISTRATIVE PERSONNEL FTE	ADMINISTRATIVE PERSONNEL FTE
Executive Management	Executive Management
Instructional Management	Instructional Management
Deans, Directors & Coordinators	Deans, Directors & Coordinators
CFO / Director of Finance	CFO / Director of Finance
Operation / Business Manager	Operation / Business Manager
Administrative Staff	Administrative Staff
TOTAL ADMINISTRATIVE STAFF	TOTAL ADMINISTRATIVE STAFF

PRIOR YEAR
2016-17
ACTUAL
0.0

ANNUAL BUDGETED FTE							
Q1		Q2		Q3		Q4	
Original	Revised	Original	Revised	Original	Revised	Original	Revised
1.0		1.0		1.0		1.0	
1.0		1.0		1.0		1.0	
3.0		3.0		3.0		3.0	
5.0	0.0	5.0	0.0	5.0	0.0	5.0	0.0

INSTRUCTIONAL PERSONNEL FTE	INSTRUCTIONAL PERSONNEL FTE
Teachers - Regular	Teachers - Regular
Teachers - SPED	Teachers - SPED
Substitute Teachers	Substitute Teachers
Teaching Assistants	Teaching Assistants
Specialty Teachers	Specialty Teachers
Aides	Aides
Therapists & Counselors	Therapists & Counselors
Other	Other
TOTAL INSTRUCTIONAL	TOTAL INSTRUCTIONAL

PRIOR YEAR
2016-17
ACTUAL
0.0

ANNUAL BUDGETED FTE							
Q1		Q2		Q3		Q4	
Original	Revised	Original	Revised	Original	Revised	Original	Revised
16.0		16.0		16.0		16.0	
3.0		3.0		3.0		3.0	
2.0		2.0		2.0		2.0	
2.0		2.0		2.0		2.0	
4.0		4.0		4.0		4.0	
1.0		1.0		1.0		1.0	
28.0	0.0	28.0	0.0	28.0	0.0	28.0	0.0

NON-INSTRUCTIONAL PERSONNEL FTE	NON-INSTRUCTIONAL PERSONNEL FTE
Nurse	Nurse
Librarian	Librarian
Custodian	Custodian
Security	Security
Other	Other
TOTAL NON-INSTRUCTIONAL	TOTAL NON-INSTRUCTIONAL

PRIOR YEAR
2016-17
ACTUAL
0.0

ANNUAL BUDGETED FTE							
Q1		Q2		Q3		Q4	
Original	Revised	Original	Revised	Original	Revised	Original	Revised
3.0		3.0		3.0		3.0	
3.0	0.0	3.0	0.0	3.0	0.0	3.0	0.0

TOTAL PERSONNEL SERVICE FTE	TOTAL PERSONNEL SERVICE FTE

0.0

36.0	0.0	36.0	0.0	36.0	0.0	36.0	0.0
------	-----	------	-----	------	-----	------	-----

**U-WALKER CHARTER SCHOOL C
2017-18**

PLAN - FULL TIME EQUIVALI

***NOTE:** Enter the number of FTE positions in the "blue" cells. *Id be input.*

***NOTE:** State the assumptions that are being made for personnel FTE levels.

ADMINISTRATIVE PERSONNEL FTE		Q4	Description of Assumptions
	Actual		
Executive Management			
Instructional Management			
Deans, Directors & Coordinators			
CFO / Director of Finance			
Operation / Business Manager			
Administrative Staff			
TOTAL ADMINISTRATIVE STAFF		0.0	

INSTRUCTIONAL PERSONNEL FTE		Q4	Description of Assumptions
	Actual		
Teachers - Regular			
Teachers - SPED			
Substitute Teachers			
Teaching Assistants			
Specialty Teachers			
Aides			
Therapists & Counselors			
Other			
TOTAL INSTRUCTIONAL		0.0	

NON-INSTRUCTIONAL PERSONNEL FTE		Q4	Description of Assumptions
	Actual		
Nurse			
Librarian			
Custodian			
Security			
Other			
TOTAL NON-INSTRUCTIONAL		0.0	

TOTAL PERSONNEL SERVICE FTE		0.0	
------------------------------------	--	-----	--

SISULU-WALKER CHARTER SCHOOL OF HARLEM
Budget / Operating Plan
2017-18

	SISULU-WALKER CHARTER SCHOOL OF HARLEM Budget / Operating Plan 2017-18							
	-	912,155	-	-	961,813	-	-	953,223
	-	800,777	-	-	988,315	-	-	1,082,236
Total Revenue								
Total Expenses								
Net Income								
Actual Student Enrollment								
	-	111,378	-	-	(26,502)	-	-	(129,013)
	-	245	-	-	245	-	-	245
	-	245	-	-	245	-	-	245
	-	245	-	-	245	-	-	245
	-	245	-	-	245	-	-	245
	-	245	-	-	245	-	-	245
	-	245	-	-	245	-	-	245
	-	245	-	-	245	-	-	245
	-	245	-	-	245	-	-	245
	-	245	-	-	245	-	-	245
	-	245	-	-	245	-	-	245
	-	245	-	-	245	-	-	245
	-	245	-	-	245	-	-	245
	-	245	-	-	245	-	-	245
	-	245	-	-	245	-	-	245
	-	245	-	-	245	-	-	245
	-	245	-	-	245	-	-	245
	-	245	-	-	245	-	-	245
	-	245	-	-	245	-	-	245
	-	245	-	-	245	-	-	245
	-	245	-	-	245	-	-	245
	-	245	-	-	245	-	-	245
	-	245	-	-	245	-	-	245
	-	245	-	-	245	-	-	245
	-	245	-	-	245	-	-	245
	-	245	-	-	245	-	-	245
	-	245	-	-	245	-	-	245
	-	245	-	-	245	-	-	245
	-	245	-	-	245	-	-	245
	-	245	-	-	245	-	-	245
	-	245	-	-	245	-	-	245
	-	245	-	-	245	-	-	245
	-	245	-	-	245	-	-	245
	-	245	-	-	245	-	-	245
	-	245	-	-	245	-	-	245
	-	245	-	-	245	-	-	245
	-	245	-	-	245	-	-	245
	-	245	-	-	245	-	-	245
	-	245	-	-	245	-	-	245
	-	245	-	-	245	-	-	245
	-	245	-	-	245	-	-	245
	-	245	-	-	245	-	-	245
	-	245	-	-	245	-	-	245
	-	245	-	-	245	-	-	245
	-	245	-	-	245	-	-	245
	-	245	-	-	245	-	-	245
	-	245	-	-	245	-	-	245
	-	245	-	-	245	-	-	245
	-	245	-	-	245	-	-	245
	-	245	-	-	245	-	-	245
	-	245	-	-	245	-	-	245
	-	245	-	-	245	-	-	245
	-	245	-	-	245	-	-	245
	-	245	-	-	245	-	-	245
	-	245	-	-	245	-	-	245
	-	245	-	-	245	-	-	245
	-	245	-	-	245	-	-	245
	-	245	-	-	245	-	-	245
	-	245	-	-	245	-	-	245
	-	245	-	-	245	-	-	245
	-	245	-	-	245	-	-	245
	-	245	-	-	245	-	-	245
	-	245	-	-	245	-	-	245
	-	245	-	-	245	-	-	245
	-	245	-	-	245	-	-	245
	-	245	-	-	245	-	-	245
	-	245	-	-	245	-	-	245
	-	245	-	-	245	-	-	245
	-	245	-	-	245	-	-	245
	-	245	-	-	245	-	-	245
	-	245	-	-	245	-	-	245
	-	245	-	-	245	-	-	245
	-	245	-	-	245	-	-	245
	-	245	-	-	245	-	-	245
	-	245	-	-	245	-	-	245
	-	245	-	-	245	-	-	245
	-	245	-	-	245	-	-	245
	-	245	-	-	245	-	-	245
	-	245	-	-	245	-	-	245
	-	245	-	-	245	-	-	245
	-	245	-	-	245	-	-	245
	-	245	-	-	245	-	-	245
	-	245	-	-	245	-	-	245
	-	245	-	-	245	-	-	245
	-	245	-	-	245	-	-	245
	-	245	-	-	245	-	-	245
	-	245	-	-	245	-	-	245
	-	245	-	-	245	-	-	245
	-	245	-	-	245	-	-	245
	-	245	-	-	245	-	-	245
	-	245	-	-	245	-	-	245
	-	245	-	-	245	-	-	245
	-	245	-	-	245	-	-	245
	-	245	-	-	245	-	-	245
	-	245	-	-	245	-	-	245
	-	245	-	-	245	-	-	245
	-	245	-	-	245	-	-	245
	-	245	-	-	245	-	-	245
	-	245	-	-	245	-	-	245
	-	245	-	-	245	-	-	245

SISULU-WALKER CHARTER SCHOOL OF HARLEM
Budget / Operating Plan
2017-18

Total Revenue	-	912,155	-	-	961,813	-	-	953,223
Total Expenses	-	800,777	-	-	988,315	-	-	1,082,236
Net Income	-	111,378	-	-	(26,502)	-	-	(129,013)
Actual Student Enrollment	-	245	-	-	245	-	-	245
	Prior Year Actual	1st Quarter - 7/1 - 9/30			2nd Quarter - 10/1 - 12/31			3rd Q
	2016-17	Original	Revised		Original	Revised		Original
	Revenue Per Pupil	Budget	Budget	Variance	Budget	Budget	Variance	Budget

EXPENSES

ADMINISTRATIVE STAFF PERSONNEL COSTS

Avg. No. of Positions

Executive Management	-			-			-	
Instructional Management	1.00	36,414		-	33,613		-	39,215
Deans, Directors & Coordinators	-			-			-	
CFO / Director of Finance	-			-			-	
Operation / Business Manager	1.00	24,355		-	22,481		-	26,228
Administrative Staff	3.00	34,985		-	32,294		-	37,676
TOTAL ADMINISTRATIVE STAFF	5.00	95,754	-	-	88,388	-	-	103,119

INSTRUCTIONAL PERSONNEL COSTS

Teachers - Regular	16.00	102,353		-	204,706		-	238,823
Teachers - SPED	3.00	19,609		-	39,219		-	45,755
Substitute Teachers	-			-			-	
Teaching Assistants	2.00	8,704		-	17,408		-	20,309
Specialty Teachers	2.00	10,806		-	21,612		-	25,214
Aides	4.00	16,310		-	15,055		-	17,564
Therapists & Counselors	1.00	7,648		-	15,296		-	17,845
Other	-	19,863		-	11,706		-	6,098
TOTAL INSTRUCTIONAL	28.00	185,293	-	-	325,002	-	-	371,608

NON-INSTRUCTIONAL PERSONNEL COSTS

Nurse	-			-			-	
Librarian	-			-			-	
Custodian	3.00	23,297		-	21,505		-	25,089
Security	-			-			-	
Other	-	17,045		-	34,091		-	39,773
TOTAL NON-INSTRUCTIONAL	3.00	40,342	-	-	55,596	-	-	64,862

SUBTOTAL PERSONNEL SERVICE COSTS

	36.00	-	321,389	-	-	468,986	-	-	539,589
--	-------	---	---------	---	---	---------	---	---	---------

PAYROLL TAXES AND BENEFITS

Payroll Taxes		22,066		-	44,267		-	69,141
Fringe / Employee Benefits		11,571		-	9,645		-	8,480

SISULU-WALKER CHARTER SCHOOL OF HARLEM
Budget / Operating Plan
2017-18

	Prior Year Actual	1st Quarter - 7/1 - 9/30			2nd Quarter - 10/1 - 12/31			3rd Q
	2016-17 Revenue Per Pupil	Original Budget	Revised Budget	Variance	Original Budget	Revised Budget	Variance	Original Budget
Total Revenue	-	912,155	-	-	961,813	-	-	953,223
Total Expenses	-	800,777	-	-	988,315	-	-	1,082,236
Net Income	-	111,378	-	-	(26,502)	-	-	(129,013)
Actual Student Enrollment	-	245	-	-	245	-	-	245
Retirement / Pension		44,853		-	89,220		-	91,272
TOTAL PAYROLL TAXES AND BENEFITS	-	78,490	-	-	143,132	-	-	168,893
TOTAL PERSONNEL SERVICE COSTS	36.00	399,879	-	-	612,118	-	-	708,482
CONTRACTED SERVICES								
Accounting / Audit				-			-	
Legal		5,506		-	3,247		-	3,987
Management Company Fee				-			-	
Nurse Services				-			-	
Food Service / School Lunch				-			-	
Payroll Services				-			-	
Special Ed Services		27,200		-			-	
Titlement Services (i.e. Title I)				-			-	
Other Purchased / Professional / Consulting		64,562		-	57,350		-	58,699
TOTAL CONTRACTED SERVICES	-	97,268	-	-	60,597	-	-	62,686

SISULU-WALKER CHARTER SCHOOL OF HARLEM
Budget / Operating Plan
2017-18

	-	912,155	-	-	961,813	-	-	953,223
Total Revenue								
Total Expenses								
Net Income								
Actual Student Enrollment								
	Prior Year Actual 2016-17 Revenue Per Pupil	1st Quarter - 7/1 - 9/30			2nd Quarter - 10/1 - 12/31			3rd Q
		Original Budget	Revised Budget	Variance	Original Budget	Revised Budget	Variance	Original Budget
SCHOOL OPERATIONS								
Board Expenses				-			-	
Classroom / Teaching Supplies & Materials		10,622		-	5,645		-	3,248
Special Ed Supplies & Materials				-			-	
Textbooks / Workbooks		9,213		-	6,932		-	1,504
Supplies & Materials other				-			-	
Equipment / Furniture		15		-	1,038		-	46
Telephone		1,198		-	1,210		-	1,197
Technology		3,771		-	4,614		-	3,316
Student Testing & Assessment		1,975		-			-	5,876
Field Trips		43		-	4,700		-	2,689
Transportation (student)				-			-	
Student Services - other		1,624		-	10,899		-	1,417
Office Expense		14,749		-	16,168		-	19,119
Staff Development		6,169		-	10,932		-	3,072
Staff Recruitment		3,716		-	9,085		-	
Student Recruitment / Marketing		5,406		-	694		-	20,000
School Meals / Lunch		3,946		-	3,910		-	1,776
Travel (Staff)		886		-	23		-	68
Fundraising				-			-	
Other				=			=	
TOTAL SCHOOL OPERATIONS	-	63,333	-	-	75,850	-	-	63,328
FACILITY OPERATION & MAINTENANCE								
Insurance		6,123		-	6,297		-	6,297
Janitorial		11,157		-	5,262		-	6,928
Building and Land Rent / Lease / Facility Finance Interest		150,000		-	150,000		-	150,000
Repairs & Maintenance		1,418		-	940		-	3,480
Equipment / Furniture				-			-	1,300
Security				-			-	
Utilities		19,892		=	16,955		=	15,356
TOTAL FACILITY OPERATION & MAINTENANCE	-	188,590	-	-	179,454	-	-	183,361
DEPRECIATION & AMORTIZATION		51,707		-	60,296		-	64,379
RESERVES / CONTINGENCY				-			-	

SISULU-WALKER CHARTER SCHOOL OF HARLEM
Budget / Operating Plan
2017-18

Total Revenue	-	912,155	-	-	961,813	-	-	953,223
Total Expenses	-	800,777	-	-	988,315	-	-	1,082,236
Net Income	-	111,378	-	-	(26,502)	-	-	(129,013)
Actual Student Enrollment	-	245	-	-	245	-	-	245
	Prior Year Actual	1st Quarter - 7/1 - 9/30			2nd Quarter - 10/1 - 12/31			3rd Q
	2016-17	Original	Revised		Original	Revised		Original
	Revenue Per	Budget	Budget	Variance	Budget	Budget	Variance	Budget
	Pupil							
TOTAL EXPENSES	-	800,777	-	-	988,315	-	-	1,082,236
NET INCOME	-	111,378	-	-	(26,502)	-	-	(129,013)

SISULU-WALKER CHARTER SCHOOL OF HARLEM
Budget / Operating Plan
2017-18

Total Revenue	-	912,155	-	-	961,813	-	-	953,223
Total Expenses	-	800,777	-	-	988,315	-	-	1,082,236
Net Income	-	111,378	-	-	(26,502)	-	-	(129,013)
Actual Student Enrollment	-	245	-	-	245	-	-	245
	Prior Year Actual	1st Quarter - 7/1 - 9/30			2nd Quarter - 10/1 - 12/31			3rd Q
	2016-17	Original	Revised		Original	Revised		Original
	Revenue Per Pupil	Budget	Budget	Variance	Budget	Budget	Variance	Budget
ENROLLMENT - *School Districts Are Linked To Above Entries*								
Number of Districts:	-	1	-	-	1	-	-	1
NYC CHANCELLOR'S OFFICE	-	245	-	-	245	-	-	245
-	-	-	-	-	-	-	-	-
-	-	-	-	-	-	-	-	-
-	-	-	-	-	-	-	-	-
-	-	-	-	-	-	-	-	-
-	-	-	-	-	-	-	-	-
-	-	-	-	-	-	-	-	-
-	-	-	-	-	-	-	-	-
-	-	-	-	-	-	-	-	-
-	-	-	-	-	-	-	-	-
-	-	-	-	-	-	-	-	-
-	-	-	-	-	-	-	-	-
-	-	-	-	-	-	-	-	-
-	-	-	-	-	-	-	-	-
-	-	-	-	-	-	-	-	-
-	-	-	-	-	-	-	-	-
ALL OTHER School Districts: (Weighted Avg)	-	-	-	-	-	-	-	-
TOTAL ENROLLMENT	-	245	-	-	245	-	-	245
REVENUE PER PUPIL	-	3,723	-	-	3,926	-	-	3,891
EXPENSES PER PUPIL	-	3,268	-	-	4,034	-	-	4,417

Total Revenue	-	-	1,109,329	-	-
Total Expenses	-	-	1,264,638	-	-
Net Income	-	-	(155,309)	-	-
Actual Student Enrollment	-	-	245	-	-
	Quarter - 1/1 - 3/31		4th Quarter - 4/1 - 6/30		
	Revised Budget	Variance	Original Budget	Revised Budget	Variance
Charter School Program (CSP) Planning & Implementation		-			-
Other		-			-
Other		-			-
TOTAL REVENUE FROM FEDERAL SOURCES	-	-	84,354	-	-
LOCAL and OTHER REVENUE					
Contributions and Donations		-	6,891		-
Fundraising		-			-
Erate Reimbursement		-	2,548		-
Earnings on Investments		-			-
Interest Income		-	204		-
Food Service (Income from meals)		-			-
Text Book		-	21,951		-
OTHER		-			-
TOTAL REVENUE FROM LOCAL and OTHER SOURCES	-	-	31,594	-	-
TOTAL REVENUE	-	-	1,109,329	-	-

Total Revenue		-	-	1,109,329	-	-
Total Expenses		-	-	1,264,638	-	-
Net Income		-	-	(155,309)	-	-
Actual Student Enrollment		-	-	245	-	-
		Quarter - 1/1 - 3/31		4th Quarter - 4/1 - 6/30		
		Revised Budget	Variance	Original Budget	Revised Budget	Variance
EXPENSES						
ADMINISTRATIVE STAFF PERSONNEL COSTS		Avg. No. of Positions				
Executive Management	-		-			-
Instructional Management	1.00		-	36,414		-
Deans, Directors & Coordinators	-		-			-
CFO / Director of Finance	-		-			-
Operation / Business Manager	1.00		-	24,355		-
Administrative Staff	3.00		-	34,985		-
TOTAL ADMINISTRATIVE STAFF	5.00	-	-	95,754	-	-
INSTRUCTIONAL PERSONNEL COSTS						
Teachers - Regular	16.00		-	341,176		-
Teachers - SPED	3.00		-	65,364		-
Substitute Teachers	-		-			-
Teaching Assistants	2.00		-	29,014		-
Specialty Teachers	2.00		-	36,020		-
Aides	4.00		-	16,310		-
Therapists & Counselors	1.00		-	25,493		-
Other	-		-	9,789		-
TOTAL INSTRUCTIONAL	28.00	-	-	523,166	-	-
NON-INSTRUCTIONAL PERSONNEL COSTS						
Nurse	-		-			-
Librarian	-		-			-
Custodian	3.00		-	23,297		-
Security	-		-			-
Other	-		-	34,091		-
TOTAL NON-INSTRUCTIONAL	3.00	-	-	57,388	-	-
SUBTOTAL PERSONNEL SERVICE COSTS		-	-	676,308	-	-
PAYROLL TAXES AND BENEFITS						
Payroll Taxes			-	45,091		-
Fringe / Employee Benefits			-	10,430		-

		Quarter - 1/1 - 3/31		4th Quarter - 4/1 - 6/30		
		Revised Budget	Variance	Original Budget	Revised Budget	Variance
Total Revenue		-	-	1,109,329	-	-
Total Expenses		-	-	1,264,638	-	-
Net Income		-	-	(155,309)	-	-
Actual Student Enrollment		-	-	245	-	-
Retirement / Pension			-	<u>98,408</u>		-
TOTAL PAYROLL TAXES AND BENEFITS		-	-	153,929	-	-
TOTAL PERSONNEL SERVICE COSTS				830,237	-	-
CONTRACTED SERVICES						
Accounting / Audit			-	14,000		-
Legal			-	3,561		-
Management Company Fee			-			-
Nurse Services			-			-
Food Service / School Lunch			-	7,100		-
Payroll Services			-			-
Special Ed Services			-			-
Titlement Services (i.e. Title I)			-			-
Other Purchased / Professional / Consulting			-	<u>58,496</u>		-
TOTAL CONTRACTED SERVICES		-	-	83,157	-	-

Total Revenue	-	-	1,109,329	-	-
Total Expenses	-	-	1,264,638	-	-
Net Income	-	-	(155,309)	-	-
Actual Student Enrollment	-	-	245	-	-
	Quarter - 1/1 - 3/31		4th Quarter - 4/1 - 6/30		
	Revised Budget	Variance	Original Budget	Revised Budget	Variance
SCHOOL OPERATIONS					
Board Expenses		-			-
Classroom / Teaching Supplies & Materials		-	7,085		-
Special Ed Supplies & Materials		-			-
Textbooks / Workbooks		-	24,302		-
Supplies & Materials other		-			-
Equipment / Furniture		-			-
Telephone		-	1,197		-
Technology		-	4,300		-
Student Testing & Assessment		-	350		-
Field Trips		-	67		-
Transportation (student)		-			-
Student Services - other		-	10,059		-
Office Expense		-	14,355		-
Staff Development		-	16,926		-
Staff Recruitment		-			-
Student Recruitment / Marketing		-			-
School Meals / Lunch		-	3,467		-
Travel (Staff)		-	7,223		-
Fundraising		-			-
Other		-			-
TOTAL SCHOOL OPERATIONS	-	-	89,331	-	-
FACILITY OPERATION & MAINTENANCE					
Insurance		-	6,181		-
Janitorial		-	9,351		-
Building and Land Rent / Lease / Facility Finance Interest		-	150,000		-
Repairs & Maintenance		-	2,362		-
Equipment / Furniture		-			-
Security		-			-
Utilities		-	13,598		-
TOTAL FACILITY OPERATION & MAINTENANCE	-	-	181,492	-	-
DEPRECIATION & AMORTIZATION		-	80,421		-
RESERVES / CONTINGENCY		-			-

Total Revenue	-	-	1,109,329	-	-
Total Expenses	-	-	1,264,638	-	-
Net Income	-	-	(155,309)	-	-
Actual Student Enrollment	-	-	245	-	-
	Quarter - 1/1 - 3/31		4th Quarter - 4/1 - 6/30		
	Revised		Original	Revised	
	Budget	Variance	Budget	Budget	Variance
TOTAL EXPENSES	-	-	1,264,638	-	-
NET INCOME	-	-	(155,309)	-	-

SISULU-WALKER CHARTER SCHOOL OF HARLEM
Budget / Operating Plan
2017-18

Total Revenue	3,936,519	3,936,519	-	3,936,519	3,936,519
Total Expenses	4,135,966	4,135,966	-	(4,135,966)	(4,135,966)
Net Income	(199,447)	(199,447)	-	(199,447)	(199,447)
Actual Student Enrollment					
	Total Year			VARIANCE	
	Original Budget	Revised Budget	Variance	Original Budget vs. PY Budget	Revised Budget vs. PY Budget
Charter School Program (CSP) Planning & Implementation	-	-	-	-	-
Other	-	-	-	-	-
Other	-	-	-	-	-
TOTAL REVENUE FROM FEDERAL SOURCES	133,585	133,585	-	133,585	133,585
LOCAL and OTHER REVENUE					
Contributions and Donations	20,000	20,000	-	20,000	20,000
Fundraising	-	-	-	-	-
Erate Reimbursement	7,396	7,396	-	7,396	7,396
Earnings on Investments	-	-	-	-	-
Interest Income	561	561	-	561	561
Food Service (Income from meals)	-	-	-	-	-
Text Book	21,951	21,951	-	21,951	21,951
OTHER	-	-	-	-	-
TOTAL REVENUE FROM LOCAL and OTHER SOURCES	49,908	49,908	-	49,908	49,908
TOTAL REVENUE	3,936,519	3,936,519	-	3,936,519	3,936,519

DESCRIPTION OF ASSUMPTIONS

SISULU-WALKER CHARTER SCHOOL OF HARLEM
Budget / Operating Plan
2017-18

Total Revenue	3,936,519	3,936,519	-	3,936,519	3,936,519
Total Expenses	4,135,966	4,135,966	-	(4,135,966)	(4,135,966)
Net Income	(199,447)	(199,447)	-	(199,447)	(199,447)
Actual Student Enrollment					

Total Year			VARIANCE	
Original Budget	Revised Budget	Variance	Original Budget vs. PY Budget	Revised Budget vs. PY Budget

DESCRIPTION OF ASSUMPTIONS

EXPENSES

ADMINISTRATIVE STAFF PERSONNEL COSTS

Avg. No. of Positions

Executive Management	-	-	-	-	-
Instructional Management	1.00	145,656	145,656	-	(145,656)
Deans, Directors & Coordinators	-	-	-	-	-
CFO / Director of Finance	-	-	-	-	-
Operation / Business Manager	1.00	97,419	97,419	-	(97,419)
Administrative Staff	3.00	139,940	139,940	-	(139,940)
TOTAL ADMINISTRATIVE STAFF	5.00	383,015	383,015	-	(383,015)

INSTRUCTIONAL PERSONNEL COSTS

Teachers - Regular	16.00	887,058	887,058	-	(887,058)
Teachers - SPED	3.00	169,947	169,947	-	(169,947)
Substitute Teachers	-	-	-	-	-
Teaching Assistants	2.00	75,435	75,435	-	(75,435)
Specialty Teachers	2.00	93,652	93,652	-	(93,652)
Aides	4.00	65,239	65,239	-	(65,239)
Therapists & Counselors	1.00	66,282	66,282	-	(66,282)
Other	-	47,456	47,456	-	(47,456)
TOTAL INSTRUCTIONAL	28.00	1,405,069	1,405,069	-	(1,405,069)

NON-INSTRUCTIONAL PERSONNEL COSTS

Nurse	-	-	-	-	-
Librarian	-	-	-	-	-
Custodian	3.00	93,188	93,188	-	(93,188)
Security	-	-	-	-	-
Other	-	125,000	125,000	-	(125,000)
TOTAL NON-INSTRUCTIONAL	3.00	218,188	218,188	-	(218,188)

SUBTOTAL PERSONNEL SERVICE COSTS

	36.00	2,006,272	2,006,272	-	(2,006,272)
--	-------	-----------	-----------	---	-------------

PAYROLL TAXES AND BENEFITS

Payroll Taxes		180,565	180,565	-	(180,565)
Fringe / Employee Benefits		40,126	40,126	-	(40,126)

SISULU-WALKER CHARTER SCHOOL OF HARLEM
Budget / Operating Plan
2017-18

Total Revenue	3,936,519	3,936,519	-	3,936,519	3,936,519
Total Expenses	4,135,966	4,135,966	-	(4,135,966)	(4,135,966)
Net Income	(199,447)	(199,447)	-	(199,447)	(199,447)
Actual Student Enrollment					
	Total Year			VARIANCE	
	Original Budget	Revised Budget	Variance	Original Budget vs. PY Budget	Revised Budget vs. PY Budget
Retirement / Pension	<u>323,753</u>	<u>323,753</u>	-	<u>(323,753)</u>	<u>(323,753)</u>
TOTAL PAYROLL TAXES AND BENEFITS	544,444	544,444	-	(544,444)	(544,444)
TOTAL PERSONNEL SERVICE COSTS	2,550,716	2,550,716	-	(2,550,716)	(2,550,716)
CONTRACTED SERVICES					
Accounting / Audit	14,000	14,000	-	(14,000)	(14,000)
Legal	16,301	16,301	-	(16,301)	(16,301)
Management Company Fee	-	-	-	-	-
Nurse Services	-	-	-	-	-
Food Service / School Lunch	7,100	7,100	-	(7,100)	(7,100)
Payroll Services	-	-	-	-	-
Special Ed Services	27,200	27,200	-	(27,200)	(27,200)
Titlement Services (i.e. Title I)	-	-	-	-	-
Other Purchased / Professional / Consulting	<u>239,107</u>	<u>239,107</u>	-	<u>(239,107)</u>	<u>(239,107)</u>
TOTAL CONTRACTED SERVICES	303,708	303,708	-	(303,708)	(303,708)

36.00

DESCRIPTION OF ASSUMPTIONS

SISULU-WALKER CHARTER SCHOOL OF HARLEM
Budget / Operating Plan
2017-18

Total Revenue	3,936,519	3,936,519	-	3,936,519	3,936,519
Total Expenses	4,135,966	4,135,966	-	(4,135,966)	(4,135,966)
Net Income	(199,447)	(199,447)	-	(199,447)	(199,447)
Actual Student Enrollment					

	Total Year			VARIANCE	
	Original Budget	Revised Budget	Variance	Original Budget vs. PY Budget	Revised Budget vs. PY Budget

DESCRIPTION OF ASSUMPTIONS

SCHOOL OPERATIONS

Board Expenses	-	-	-	-	-
Classroom / Teaching Supplies & Materials	26,600	26,600	-	(26,600)	(26,600)
Special Ed Supplies & Materials	-	-	-	-	-
Textbooks / Workbooks	41,951	41,951	-	(41,951)	(41,951)
Supplies & Materials other	-	-	-	-	-
Equipment / Furniture	1,099	1,099	-	(1,099)	(1,099)
Telephone	4,802	4,802	-	(4,802)	(4,802)
Technology	16,001	16,001	-	(16,001)	(16,001)
Student Testing & Assessment	8,201	8,201	-	(8,201)	(8,201)
Field Trips	7,499	7,499	-	(7,499)	(7,499)
Transportation (student)	-	-	-	-	-
Student Services - other	23,999	23,999	-	(23,999)	(23,999)
Office Expense	64,391	64,391	-	(64,391)	(64,391)
Staff Development	37,099	37,099	-	(37,099)	(37,099)
Staff Recruitment	12,801	12,801	-	(12,801)	(12,801)
Student Recruitment / Marketing	26,100	26,100	-	(26,100)	(26,100)
School Meals / Lunch	13,099	13,099	-	(13,099)	(13,099)
Travel (Staff)	8,200	8,200	-	(8,200)	(8,200)
Fundraising	-	-	-	-	-
Other	=	=	=	=	=
TOTAL SCHOOL OPERATIONS	291,842	291,842	-	(291,842)	(291,842)

FACILITY OPERATION & MAINTENANCE

Insurance	24,898	24,898	-	(24,898)	(24,898)
Janitorial	32,698	32,698	-	(32,698)	(32,698)
Building and Land Rent / Lease / Facility Finance Interest	600,000	600,000	-	(600,000)	(600,000)
Repairs & Maintenance	8,200	8,200	-	(8,200)	(8,200)
Equipment / Furniture	1,300	1,300	-	(1,300)	(1,300)
Security	-	-	-	-	-
Utilities	65,801	65,801	=	(65,801)	(65,801)
TOTAL FACILITY OPERATION & MAINTENANCE	732,897	732,897	-	(732,897)	(732,897)

Bond Finance-\$10M for 35 years, exp close

DEPRECIATION & AMORTIZATION
RESERVES / CONTINGENCY

DEPRECIATION & AMORTIZATION	256,803	256,803	-	(256,803)	(256,803)
RESERVES / CONTINGENCY	-	-	-	-	-

Depreciation of building purchased

SISULU-WALKER CHARTER SCHOOL OF HARLEM
Budget / Operating Plan

2017-18

Total Revenue	3,936,519	3,936,519	-	3,936,519	3,936,519
Total Expenses	4,135,966	4,135,966	-	(4,135,966)	(4,135,966)
Net Income	(199,447)	(199,447)	-	(199,447)	(199,447)
Actual Student Enrollment					
	Total Year			VARIANCE	
	Original Budget	Revised Budget	Variance	Original Budget vs. PY Budget	Revised Budget vs. PY Budget
TOTAL EXPENSES	4,135,966	4,135,966	-	(4,135,966)	(4,135,966)
NET INCOME	(199,447)	(199,447)	-	(199,447)	(199,447)

DESCRIPTION OF ASSUMPTIONS

If the non-cash depreciation is removed, balanced

SISULU-WALKER CHARTER SCHOOL OF HARLEM
Budget / Operating Plan
2017-18

Total Revenue	3,936,519	3,936,519	-	3,936,519	3,936,519
Total Expenses	4,135,966	4,135,966	-	(4,135,966)	(4,135,966)
Net Income	(199,447)	(199,447)	-	(199,447)	(199,447)
Actual Student Enrollment					
	Total Year			VARIANCE	
	Original Budget	Revised Budget	Variance	Original Budget vs. PY Budget	Revised Budget vs. PY Budget

DESCRIPTION OF ASSUMPTIONS

ENROLLMENT - *School Districts Are Linked To Above Entries*

Number of Districts:

NYC CHANCELLOR'S OFFICE

-
-
-
-
-
-
-
-
-
-
-
-
-
-
-
-
-
-
-
-

ALL OTHER School Districts: (Weighted Avg)

TOTAL ENROLLMENT

REVENUE PER PUPIL

EXPENSES PER PUPIL

**SISULU-WALKER CHARTER SCHOOL OF HARLEM
BALANCE SHEET
2017-18**

	<u>Prior Year</u>	Q1	Q2	Q3	Q4
	<u>2016-17</u>	<u>As of 9/30</u>	<u>As of 12/31</u>	<u>As of 3/31</u>	<u>As of 6/30</u>
<u>ASSETS</u>					
<u>CURRENT ASSETS</u>					
Cash and cash equivalents	-	-	-	-	-
Grants and contracts receivable	-	-	-	-	-
Accounts receivables	-	-	-	-	-
Prepaid Expenses	-	-	-	-	-
Contributions and other receivables	-	-	-	-	-
TOTAL CURRENT ASSETS	-	-	-	-	-
<u>PROPERTY, BUILDING AND EQUIPMENT, net</u>	-	-	-	-	-
<u>OTHER ASSETS</u>	-	-	-	-	-
TOTAL ASSETS	-	-	-	-	-
<u>LIABILITIES AND NET ASSETS</u>					
<u>CURRENT LIABILITIES</u>					
Accounts payable and accrued expenses	-	-	-	-	-
Accrued payroll and benefits	-	-	-	-	-
Deferred Revenue	-	-	-	-	-
Current maturities of long-term debt	-	-	-	-	-
Short Term Debt - Bonds, Notes Payable	-	-	-	-	-
Other	-	-	-	-	-
TOTAL CURRENT LIABILITIES	-	-	-	-	-
<u>LONG-TERM DEBT and NOTES PAYABLE, net current maturities</u>	-	-	-	-	-
TOTAL LIABILITIES	-	-	-	-	-
<u>NET ASSETS</u>					
Unrestricted	-	-	-	-	-
Temporarily restricted	-	-	-	-	-
TOTAL NET ASSETS	-	-	-	-	-
TOTAL LIABILITIES AND NET ASSETS	-	-	-	-	-

Total Revenue	-	912,155	-	-	961,813	-	-
Total Expenses	-	800,777	-	-	988,315	-	-
Net Income	-	111,378	-	-	(26,502)	-	-
Actual Student Enrollment	-	245	-	-	245	-	-

*NOTE: Enrollment, Revenue and Expenditure Data IN the 'Total and Variance Analysis' Section is Based on LAST ACTUAL Quarter Completed	1st Quarter - 7/1 - 9/30			2nd Quarter - 10/1 - 12/31			3rd Quarter
	Actual	Current Budget	Variance	Actual	Current Budget	Variance	Actual

REVENUE							
REVENUES FROM STATE SOURCES							
Per Pupil Revenue	CY Per Pupil Rate						
NYC CHANCELLOR'S OFFICE	14,527		889,779	-		889,779	-
-	-		-	-		-	-
-	-		-	-		-	-
-	-		-	-		-	-
-	-		-	-		-	-
-	-		-	-		-	-
-	-		-	-		-	-
-	-		-	-		-	-
-	-		-	-		-	-
-	-		-	-		-	-
-	-		-	-		-	-
-	-		-	-		-	-
-	-		-	-		-	-
-	-		-	-		-	-
-	-		-	-		-	-
-	-		-	-		-	-
-	-		-	-		-	-
-	-		-	-		-	-
-	-		-	-		-	-
ALL OTHER School Districts: (Count = 0)	-		-	-		-	-
TOTAL Per Pupil Revenue (Weighted Average Per Pupil Funding)	14,527		889,779	-		889,779	-
Special Education Revenue			17,756	-		47,353	-
Grants							
Stimulus							
DYCD (Department of Youth and Community Development)							
Other							
NYC DoE Rental Assistance							
Other							
TOTAL REVENUE FROM STATE SOURCES			907,535	-		937,132	-

REVENUE FROM FEDERAL FUNDING							
IDEA Special Needs			-	-		-	-
Title I			3,517	-		24,615	-
Title Funding - Other			-	-		-	-
School Food Service (Free Lunch)			-	-		-	-
Grants							
Charter School Program (CSP) Planning & Implementation			-	-		-	-
Other			-	-		-	-

Total Revenue	-	912,155	-	-	961,813	-	-
Total Expenses	-	800,777	-	-	988,315	-	-
Net Income	-	111,378	-	-	(26,502)	-	-
Actual Student Enrollment	-	245	-	-	245	-	-

	1st Quarter - 7/1 - 9/30			2nd Quarter - 10/1 - 12/31			3rd Quarter
	Actual	Current Budget	Variance	Actual	Current Budget	Variance	Actual
	<p>*NOTE: Enrollment, Revenue and Expenditure Data IN the 'Total and Variance Analysis' Section is Based on LAST ACTUAL Quarter Completed</p>						
Other		-	-		-	-	
TOTAL REVENUE FROM FEDERAL SOURCES	-	3,517	-	-	24,615	-	-
LOCAL and OTHER REVENUE							
Contributions and Donations		740	-		-	-	
Fundraising		-	-		-	-	
Erate Reimbursement		274	-		-	-	
Earnings on Investments		-	-		-	-	
Interest Income		89	-		66	-	
Food Service (Income from meals)		-	-		-	-	
Text Book		-	-		-	-	
OTHER		-	-		-	-	
TOTAL REVENUE FROM LOCAL and OTHER SOURCES	-	1,103	-	-	66	-	-
TOTAL REVENUE	-	912,155	-	-	961,813	-	-

Total Revenue	-	912,155	-	-	961,813	-	-
Total Expenses	-	800,777	-	-	988,315	-	-
Net Income	-	111,378	-	-	(26,502)	-	-
Actual Student Enrollment	-	245	-	-	245	-	-

*NOTE: Enrollment, Revenue and Expenditure Data IN the 'Total and Variance Analysis' Section is Based on LAST ACTUAL Quarter Completed	1st Quarter - 7/1 - 9/30			2nd Quarter - 10/1 - 12/31			3rd Quarter
	Actual	Current Budget	Variance	Actual	Current Budget	Variance	Actual

EXPENSES

Quarter 0

No. of Positions

ADMINISTRATIVE STAFF PERSONNEL COSTS

Executive Management	-	-	-	-	-	-	-
Instructional Management	-	36,414	-	-	33,613	-	-
Deans, Directors & Coordinators	-	-	-	-	-	-	-
CFO / Director of Finance	-	-	-	-	-	-	-
Operation / Business Manager	-	24,355	-	-	22,481	-	-
Administrative Staff	-	34,985	-	-	32,294	-	-
TOTAL ADMINISTRATIVE STAFF	-	95,754	-	-	88,388	-	-

INSTRUCTIONAL PERSONNEL COSTS

Teachers - Regular	-	102,353	-	-	204,706	-	-
Teachers - SPED	-	19,609	-	-	39,219	-	-
Substitute Teachers	-	-	-	-	-	-	-
Teaching Assistants	-	8,704	-	-	17,408	-	-
Specialty Teachers	-	10,806	-	-	21,612	-	-
Aides	-	16,310	-	-	15,055	-	-
Therapists & Counselors	-	7,648	-	-	15,296	-	-
Other	-	19,863	-	-	11,706	-	-
TOTAL INSTRUCTIONAL	-	185,293	-	-	325,002	-	-

NON-INSTRUCTIONAL PERSONNEL COSTS

Nurse	-	-	-	-	-	-	-
Librarian	-	-	-	-	-	-	-
Custodian	-	23,297	-	-	21,505	-	-
Security	-	-	-	-	-	-	-
Other	-	17,045	-	-	34,091	-	-
TOTAL NON-INSTRUCTIONAL	-	40,342	-	-	55,596	-	-

SUBTOTAL PERSONNEL SERVICE COSTS

	-	321,389	-	-	468,986	-	-
--	---	---------	---	---	---------	---	---

PAYROLL TAXES AND BENEFITS

Payroll Taxes	-	22,066	-	-	44,267	-	-
Fringe / Employee Benefits	-	11,571	-	-	9,645	-	-
Retirement / Pension	-	44,853	-	-	89,220	-	-
TOTAL PAYROLL TAXES AND BENEFITS	-	78,490	-	-	143,132	-	-

TOTAL PERSONNEL SERVICE COSTS

	-	399,879	-	-	612,118	-	-
--	---	---------	---	---	---------	---	---

Total Revenue	-	912,155	-	-	961,813	-	-
Total Expenses	-	800,777	-	-	988,315	-	-
Net Income	-	111,378	-	-	(26,502)	-	-
Actual Student Enrollment	-	245	-	-	245	-	-

*NOTE: Enrollment, Revenue and Expenditure Data IN the 'Total and Variance Analysis' Section is Based on LAST ACTUAL Quarter Completed	1st Quarter - 7/1 - 9/30			2nd Quarter - 10/1 - 12/31			3rd Quarter
	Actual	Current Budget	Variance	Actual	Current Budget	Variance	Actual
	CONTRACTED SERVICES						
Accounting / Audit		-	-		-	-	
Legal		5,506	-		3,247	-	
Management Company Fee		-	-		-	-	
Nurse Services		-	-		-	-	
Food Service / School Lunch		-	-		-	-	
Payroll Services		-	-		-	-	
Special Ed Services		27,200	-		-	-	
Titlement Services (i.e. Title I)		-	-		-	-	
Other Purchased / Professional / Consulting		64,562	-		57,350	-	
TOTAL CONTRACTED SERVICES		-	97,268		-	60,597	-

Total Revenue	-	912,155	-	-	961,813	-	-
Total Expenses	-	800,777	-	-	988,315	-	-
Net Income	-	111,378	-	-	(26,502)	-	-
Actual Student Enrollment	-	245	-	-	245	-	-

*NOTE: Enrollment, Revenue and Expenditure Data IN the 'Total and Variance Analysis' Section is Based on LAST ACTUAL Quarter Completed	1st Quarter - 7/1 - 9/30			2nd Quarter - 10/1 - 12/31			3rd Quarter
	Actual	Current Budget	Variance	Actual	Current Budget	Variance	Actual

SCHOOL OPERATIONS

Board Expenses	-	-	-	-	-	-	-
Classroom / Teaching Supplies & Materials	10,622	-	-	5,645	-	-	-
Special Ed Supplies & Materials	-	-	-	-	-	-	-
Textbooks / Workbooks	9,213	-	-	6,932	-	-	-
Supplies & Materials other	-	-	-	-	-	-	-
Equipment / Furniture	15	-	-	1,038	-	-	-
Telephone	1,198	-	-	1,210	-	-	-
Technology	3,771	-	-	4,614	-	-	-
Student Testing & Assessment	1,975	-	-	-	-	-	-
Field Trips	43	-	-	4,700	-	-	-
Transportation (student)	-	-	-	-	-	-	-
Student Services - other	1,624	-	-	10,899	-	-	-
Office Expense	14,749	-	-	16,168	-	-	-
Staff Development	6,169	-	-	10,932	-	-	-
Staff Recruitment	3,716	-	-	9,085	-	-	-
Student Recruitment / Marketing	5,406	-	-	694	-	-	-
School Meals / Lunch	3,946	-	-	3,910	-	-	-
Travel (Staff)	886	-	-	23	-	-	-
Fundraising	-	-	-	-	-	-	-
Other	-	-	-	-	-	-	-
TOTAL SCHOOL OPERATIONS	-	63,333	-	-	75,850	-	-

FACILITY OPERATION & MAINTENANCE

Insurance	6,123	-	-	6,297	-	-	-
Janitorial	11,157	-	-	5,262	-	-	-
Building and Land Rent / Lease / Facility Finance Interest	150,000	-	-	150,000	-	-	-
Repairs & Maintenance	1,418	-	-	940	-	-	-
Equipment / Furniture	-	-	-	-	-	-	-
Security	-	-	-	-	-	-	-
Utilities	19,892	-	-	16,955	-	-	-
TOTAL FACILITY OPERATION & MAINTENANCE	-	188,590	-	-	179,454	-	-

DEPRECIATION & AMORTIZATION

	51,707	-	-	60,296	-	-	-
--	--------	---	---	--------	---	---	---

RESERVES / CONTINGENCY

	-	-	-	-	-	-	-
--	---	---	---	---	---	---	---

TOTAL EXPENSES

	-	800,777	-	-	988,315	-	-
--	---	---------	---	---	---------	---	---

SISULU-WALKER CHARTER SCHOOL
Budget / Operating Plan

2017-18

Total Revenue	-	912,155	-	-	961,813	-	-
Total Expenses	-	800,777	-	-	988,315	-	-
Net Income	-	111,378	-	-	(26,502)	-	-
Actual Student Enrollment	-	245	-	-	245	-	-

*NOTE: Enrollment, Revenue and Expenditure Data IN the 'Total and Variance Analysis' Section is Based on LAST ACTUAL Quarter Completed	1st Quarter - 7/1 - 9/30			2nd Quarter - 10/1 - 12/31			3rd Quarter
	Actual	Current Budget	Variance	Actual	Current Budget	Variance	Actual
NET INCOME	-	111,378	-	-	(26,502)	-	-

SISULU-WALKER CHARTER SCHOOL
Budget Operating Plan
2017-18

Total Revenue	-	912,155	-	-	961,813	-	-
Total Expenses	-	800,777	-	-	988,315	-	-
Net Income	-	111,378	-	-	(26,502)	-	-
Actual Student Enrollment	-	245	-	-	245	-	-

	1st Quarter - 7/1 - 9/30			2nd Quarter - 10/1 - 12/31			3rd C
	Actual	Current Budget	Variance	Actual	Current Budget	Variance	Actual
*NOTE: Enrollment, Revenue and Expenditure Data IN the 'Total and Variance Analysis' Section is Based on LAST ACTUAL Quarter Completed							3rd C

ENROLLMENT - *School Districts Are Linked To Above Entries*							
NYC CHANCELLOR'S OFFICE	-	245	-	-	245	-	-
-	-		-	-		-	-
-	-		-	-		-	-
-	-		-	-		-	-
-	-		-	-		-	-
-	-		-	-		-	-
-	-		-	-		-	-
-	-		-	-		-	-
-	-		-	-		-	-
-	-		-	-		-	-
-	-		-	-		-	-
-	-		-	-		-	-
-	-		-	-		-	-
-	-		-	-		-	-
-	-		-	-		-	-
-	-		-	-		-	-
-	-		-	-		-	-
-	-		-	-		-	-
-	-		-	-		-	-
-	-		-	-		-	-
ALL OTHER School Districts: (Count = 0)	-	-	-	-	-	-	-
TOTAL ENROLLMENT	-	<u>245</u>	-	-	<u>245</u>	-	-
REVENUE PER PUPIL	-	<u>3,723</u>	-	-	<u>3,926</u>	-	-
EXPENSES PER PUPIL	-	<u>3,268</u>	-	-	<u>4,034</u>	-	-

**District of Columbia
SCHOOL OF HARLEM
Annual Report**

Total Revenue	953,223	-	-	1,109,329	-
Total Expenses	1,082,236	-	-	1,264,638	-
Net Income	(129,013)	-	-	(155,309)	-
Actual Student Enrollment	245	-	-	245	-

<p>*NOTE: Enrollment, Revenue and Expenditure Data IN the 'Total and Variance Analysis' Section is Based on LAST ACTUAL Quarter Completed</p>	Quarter - 1/1 - 3/31		4th Quarter - 4/1 - 6/30		
	Current Budget	Variance	Actual	Current Budget	Variance

REVENUE

REVENUES FROM STATE SOURCES

Per Pupil Revenue

CY Per Pupil Rate

NYC CHANCELLOR'S OFFICE

14,527

889,779

-

-

889,779

-

-

-

-

-

-

-

-

-

-

-

-

-

-

-

-

-

-

-

-

-

-

-

-

-

-

-

-

-

-

-

-

-

-

-

-

-

-

-

-

-

-

-

-

-

-

-

-

-

-

-

-

-

-

-

-

-

-

-

-

-

-

-

-

-

-

-

-

-

-

-

-

-

-

-

-

-

-

-

-

-

-

-

-

-

-

-

-

-

-

-

-

-

-

-

-

-

-

-

ALL OTHER School Districts: (Count = 0)

-

-

-

-

-

-

TOTAL Per Pupil Revenue (Weighted Average Per Pupil Funding)

14,527

889,779

-

-

889,779

-

Special Education Revenue

25,200

-

-

30,102

-

Grants

Stimulus

-

-

-

73,500

-

DYCD (Department of Youth and Community Development)

-

-

-

-

-

Other

-

-

-

-

-

NYC DoE Rental Assistance

-

-

-

-

-

Other

-

-

-

-

-

TOTAL REVENUE FROM STATE SOURCES

914,979

-

-

993,381

-

REVENUE FROM FEDERAL FUNDING

IDEA Special Needs

-

-

-

15,764

-

Title I

21,099

-

-

44,034

-

Title Funding - Other

-

-

-

24,556

-

School Food Service (Free Lunch)

-

-

-

-

-

Grants

Charter School Program (CSP) Planning & Implementation

-

-

-

-

-

Other

-

-

-

-

-

**COLLEGE OF HARLEM
FINANCIAL STATEMENT**

Total Revenue	953,223	-	-	1,109,329	-
Total Expenses	1,082,236	-	-	1,264,638	-
Net Income	(129,013)	-	-	(155,309)	-
Actual Student Enrollment	245	-	-	245	-
Quarter - 1/1 - 3/31					
4th Quarter - 4/1 - 6/30					
*NOTE: Enrollment, Revenue and Expenditure Data IN the 'Total and Variance Analysis' Section is Based on LAST ACTUAL Quarter Completed					
	Current Budget	Variance	Actual	Current Budget	Variance
Other	-	-		-	-
TOTAL REVENUE FROM FEDERAL SOURCES	21,099	-	-	84,354	-
LOCAL and OTHER REVENUE					
Contributions and Donations	12,369	-		6,891	-
Fundraising	-	-		-	-
Erate Reimbursement	4,574	-		2,548	-
Earnings on Investments	-	-		-	-
Interest Income	202	-		204	-
Food Service (Income from meals)	-	-		-	-
Text Book	-	-		21,951	-
OTHER	-	-		-	-
TOTAL REVENUE FROM LOCAL and OTHER SOURCES	17,145	-	-	31,594	-
TOTAL REVENUE	953,223	-	-	1,109,329	-

COLLEGE OF HARLEM
FINANCIAL STATEMENT

Total Revenue	953,223	-	-	1,109,329	-
Total Expenses	1,082,236	-	-	1,264,638	-
Net Income	(129,013)	-	-	(155,309)	-
Actual Student Enrollment	245	-	-	245	-

*NOTE: Enrollment, Revenue and Expenditure Data IN the 'Total and Variance Analysis' Section is Based on LAST ACTUAL Quarter Completed	Quarter - 1/1 - 3/31		4th Quarter - 4/1 - 6/30		
	Current Budget	Variance	Actual	Current Budget	Variance

EXPENSES

	Quarter 0 No. of Positions				
ADMINISTRATIVE STAFF PERSONNEL COSTS					
Executive Management	-	-	-	-	-
Instructional Management	-	39,215	-	36,414	-
Deans, Directors & Coordinators	-	-	-	-	-
CFO / Director of Finance	-	-	-	-	-
Operation / Business Manager	-	26,228	-	24,355	-
Administrative Staff	-	37,676	-	34,985	-
TOTAL ADMINISTRATIVE STAFF	-	103,119	-	95,754	-
INSTRUCTIONAL PERSONNEL COSTS					
Teachers - Regular	-	238,823	-	341,176	-
Teachers - SPED	-	45,755	-	65,364	-
Substitute Teachers	-	-	-	-	-
Teaching Assistants	-	20,309	-	29,014	-
Specialty Teachers	-	25,214	-	36,020	-
Aides	-	17,564	-	16,310	-
Therapists & Counselors	-	17,845	-	25,493	-
Other	-	6,098	-	9,789	-
TOTAL INSTRUCTIONAL	-	371,608	-	523,166	-
NON-INSTRUCTIONAL PERSONNEL COSTS					
Nurse	-	-	-	-	-
Librarian	-	-	-	-	-
Custodian	-	25,089	-	23,297	-
Security	-	-	-	-	-
Other	-	39,773	-	34,091	-
TOTAL NON-INSTRUCTIONAL	-	64,862	-	57,388	-
SUBTOTAL PERSONNEL SERVICE COSTS	-	539,589	-	676,308	-
PAYROLL TAXES AND BENEFITS					
Payroll Taxes		69,141	-	45,091	-
Fringe / Employee Benefits		8,480	-	10,430	-
Retirement / Pension		91,272	-	98,408	-
TOTAL PAYROLL TAXES AND BENEFITS		168,893	-	153,929	-
TOTAL PERSONNEL SERVICE COSTS		708,482	-	830,237	-

**District of Columbia
SCHOOL OF HARLEM**

Total Revenue	953,223	-	-	1,109,329	-
Total Expenses	1,082,236	-	-	1,264,638	-
Net Income	(129,013)	-	-	(155,309)	-
Actual Student Enrollment	245	-	-	245	-

*NOTE: Enrollment, Revenue and Expenditure Data IN the 'Total and Variance Analysis' Section is Based on LAST ACTUAL Quarter Completed	Quarter - 1/1 - 3/31			4th Quarter - 4/1 - 6/30		
	District of Columbia			District of Columbia		
	Current Budget	Variance	Actual	Current Budget	Variance	
CONTRACTED SERVICES						
Accounting / Audit	-	-		14,000	-	
Legal	3,987	-		3,561	-	
Management Company Fee	-	-		-	-	
Nurse Services	-	-		-	-	
Food Service / School Lunch	-	-		7,100	-	
Payroll Services	-	-		-	-	
Special Ed Services	-	-		-	-	
Titlement Services (i.e. Title I)	-	-		-	-	
Other Purchased / Professional / Consulting	58,699	-		58,496	-	
TOTAL CONTRACTED SERVICES	62,686	-	-	83,157	-	

DL OF HARLEM

n

Total Revenue	953,223	-	-	1,109,329	-
Total Expenses	1,082,236	-	-	1,264,638	-
Net Income	(129,013)	-	-	(155,309)	-
Actual Student Enrollment	245	-	-	245	-

<p>*NOTE: Enrollment, Revenue and Expenditure Data IN the 'Total and Variance Analysis' Section is Based on LAST ACTUAL Quarter Completed</p>	Quarter - 1/1 - 3/31		4th Quarter - 4/1 - 6/30		
	Current Budget	Variance	Actual	Current Budget	Variance

SCHOOL OPERATIONS					
Board Expenses	-	-		-	-
Classroom / Teaching Supplies & Materials	3,248	-		7,085	-
Special Ed Supplies & Materials	-	-		-	-
Textbooks / Workbooks	1,504	-		24,302	-
Supplies & Materials other	-	-		-	-
Equipment / Furniture	46	-		-	-
Telephone	1,197	-		1,197	-
Technology	3,316	-		4,300	-
Student Testing & Assessment	5,876	-		350	-
Field Trips	2,689	-		67	-
Transportation (student)	-	-		-	-
Student Services - other	1,417	-		10,059	-
Office Expense	19,119	-		14,355	-
Staff Development	3,072	-		16,926	-
Staff Recruitment	-	-		-	-
Student Recruitment / Marketing	20,000	-		-	-
School Meals / Lunch	1,776	-		3,467	-
Travel (Staff)	68	-		7,223	-
Fundraising	-	-		-	-
Other	-	-		-	-
TOTAL SCHOOL OPERATIONS	63,328	-	-	89,331	-
FACILITY OPERATION & MAINTENANCE					
Insurance	6,297	-		6,181	-
Janitorial	6,928	-		9,351	-
Building and Land Rent / Lease / Facility Finance Interest	150,000	-		150,000	-
Repairs & Maintenance	3,480	-		2,362	-
Equipment / Furniture	1,300	-		-	-
Security	-	-		-	-
Utilities	15,356	-		13,598	-
TOTAL FACILITY OPERATION & MAINTENANCE	183,361	-	-	181,492	-
DEPRECIATION & AMORTIZATION	64,379	-		80,421	-
RESERVES / CONTINGENCY	-	-		-	-
TOTAL EXPENSES	1,082,236	-	-	1,264,638	-

**COLLEGE OF HARLEM
COLLEGE OF HARLEM**

n

Total Revenue	953,223	-	-	1,109,329	-
Total Expenses	1,082,236	-	-	1,264,638	-
Net Income	(129,013)	-	-	(155,309)	-
Actual Student Enrollment	245	-	-	245	-

<p>*NOTE: Enrollment, Revenue and Expenditure Data IN the 'Total and Variance Analysis' Section is Based on LAST ACTUAL Quarter Completed</p>	Quarter - 1/1 - 3/31		4th Quarter - 4/1 - 6/30		
	Quarter - 1/1 - 3/31		Actual	Current Budget	Variance
	Current Budget	Variance	Actual	Current Budget	Variance
NET INCOME	(129,013)	-	-	(155,309)	-

SISULU-WALKER CHARTER SCHOOL OF HAR
Budget / Operating Plan

2017-18

Total Revenue	-	-	-	3,936,519	(3,936,519)	-	-	3,936,519
Total Expenses	-	-	-	4,135,966	4,135,966	-	-	4,135,966
Net Income	-	-	-	(199,447)	199,447	-	-	(199,447)
Actual Student Enrollment	-	-	-			-	-	

***NOTE: Enrollment, Revenue and Expenditure Data IN the 'Total and Variance Analysis' Section is Based on LAST ACTUAL Quarter Completed**

TOTALS AND VARIANCE ANALYSIS

	Actual	Current Budget (Current Quarter)	Actual vs. Current Budget	Current Budget - TY	Actual vs. Current Budget TY	Original Budget (Current Quarter)	Actual vs. Original Budget	Original Budget -
Other	=	=	=	=	=	=	=	
TOTAL REVENUE FROM FEDERAL SOURCES	-	-	-	133,585	(133,585)	-	-	133,585
LOCAL and OTHER REVENUE								
Contributions and Donations	-	-	-	20,000	(20,000)	-	-	20,000
Fundraising	-	-	-	-	-	-	-	
Erate Reimbursement	-	-	-	7,396	(7,396)	-	-	7,396
Earnings on Investments	-	-	-	-	-	-	-	
Interest Income	-	-	-	561	(561)	-	-	561
Food Service (Income from meals)	-	-	-	-	-	-	-	
Text Book	-	-	-	21,951	(21,951)	-	-	21,951
OTHER	=	=	=	=	=	=	=	
TOTAL REVENUE FROM LOCAL and OTHER SOURCES	-	-	-	49,908	(49,908)	-	-	49,908
TOTAL REVENUE	-	-	-	3,936,519	(3,936,519)	-	-	3,936,519

SISULU-WALKER CHARTER SCHOOL OF HAR

Budget / Operating Plan

2017-18

Total Revenue	-	-	-	3,936,519	(3,936,519)	-	-	3,936,519
Total Expenses	-	-	-	4,135,966	4,135,966	-	-	4,135,966
Net Income	-	-	-	(199,447)	199,447	-	-	(199,447)
Actual Student Enrollment	-	-	-	-	-	-	-	-

*NOTE: Enrollment, Revenue and Expenditure Data IN the 'Total and Variance Analysis' Section is Based on LAST ACTUAL Quarter Completed

TOTALS AND VARIANCE ANALYSIS

Actual	Current Budget (Current Quarter)	Actual vs. Current Budget	Current Budget - TY	Actual vs. Current Budget TY	Original Budget (Current Quarter)	Actual vs. Original Budget	Original Budget -
--------	----------------------------------	---------------------------	---------------------	------------------------------	-----------------------------------	----------------------------	-------------------

EXPENSES

ADMINISTRATIVE STAFF PERSONNEL COSTS

	Quarter 0 No. of Positions
Executive Management	-
Instructional Management	-
Deans, Directors & Coordinators	-
CFO / Director of Finance	-
Operation / Business Manager	-
Administrative Staff	-
TOTAL ADMINISTRATIVE STAFF	-

-	-	-	-	-	-	-	-
-	-	-	145,656	145,656	-	-	145,656
-	-	-	-	-	-	-	-
-	-	-	-	-	-	-	-
-	-	-	97,419	97,419	-	-	97,419
-	-	-	139,940	139,940	-	-	139,940
-	-	-	383,015	383,015	-	-	383,015

INSTRUCTIONAL PERSONNEL COSTS

Teachers - Regular	-
Teachers - SPED	-
Substitute Teachers	-
Teaching Assistants	-
Specialty Teachers	-
Aides	-
Therapists & Counselors	-
Other	-
TOTAL INSTRUCTIONAL	-

-	-	-	887,058	887,058	-	-	887,058
-	-	-	169,947	169,947	-	-	169,947
-	-	-	-	-	-	-	-
-	-	-	75,435	75,435	-	-	75,435
-	-	-	93,652	93,652	-	-	93,652
-	-	-	65,239	65,239	-	-	65,239
-	-	-	66,282	66,282	-	-	66,282
-	-	-	47,456	47,456	-	-	47,456
-	-	-	1,405,069	1,405,069	-	-	1,405,069

NON-INSTRUCTIONAL PERSONNEL COSTS

Nurse	-
Librarian	-
Custodian	-
Security	-
Other	-
TOTAL NON-INSTRUCTIONAL	-

-	-	-	-	-	-	-	-
-	-	-	-	-	-	-	-
-	-	-	93,188	93,188	-	-	93,188
-	-	-	-	-	-	-	-
-	-	-	125,000	125,000	-	-	125,000
-	-	-	218,188	218,188	-	-	218,188

SUBTOTAL PERSONNEL SERVICE COSTS

-	-
---	---

-	-	-	2,006,272	2,006,272	-	-	2,006,272
---	---	---	-----------	-----------	---	---	-----------

PAYROLL TAXES AND BENEFITS

Payroll Taxes	-
Fringe / Employee Benefits	-
Retirement / Pension	-
TOTAL PAYROLL TAXES AND BENEFITS	-

-	-	-	180,565	180,565	-	-	180,565
-	-	-	40,126	40,126	-	-	40,126
-	-	-	323,753	323,753	-	-	323,753
-	-	-	544,444	544,444	-	-	544,444

TOTAL PERSONNEL SERVICE COSTS

-	-
---	---

-	-	-	2,550,716	2,550,716	-	-	2,550,716
---	---	---	-----------	-----------	---	---	-----------

SISULU-WALKER CHARTER SCHOOL OF HAR
Budget / Operating Plan

2017-18

Total Revenue	-	-	-	3,936,519	(3,936,519)	-	-	3,936,519
Total Expenses	-	-	-	4,135,966	4,135,966	-	-	4,135,966
Net Income	-	-	-	(199,447)	199,447	-	-	(199,447)
Actual Student Enrollment	-	-	-			-	-	

***NOTE: Enrollment, Revenue and Expenditure Data IN the 'Total and Variance Analysis' Section is Based on LAST ACTUAL Quarter Completed**

TOTALS AND VARIANCE ANALYSIS

	Actual	Current Budget (Current Quarter)	Actual vs. Current Budget	Current Budget - TY	Actual vs. Current Budget TY	Original Budget (Current Quarter)	Actual vs. Original Budget	Original Budget - TY
CONTRACTED SERVICES								
Accounting / Audit	-	-	-	14,000	14,000	-	-	14,000
Legal	-	-	-	16,301	16,301	-	-	16,301
Management Company Fee	-	-	-	-	-	-	-	-
Nurse Services	-	-	-	-	-	-	-	-
Food Service / School Lunch	-	-	-	7,100	7,100	-	-	7,100
Payroll Services	-	-	-	-	-	-	-	-
Special Ed Services	-	-	-	27,200	27,200	-	-	27,200
Titlement Services (i.e. Title I)	-	-	-	-	-	-	-	-
Other Purchased / Professional / Consulting	-	-	-	239,107	239,107	-	-	239,107
TOTAL CONTRACTED SERVICES	-	-	-	303,708	303,708	-	-	303,708

SISULU-WALKER CHARTER SCHOOL OF HAR

Budget / Operating Plan

2017-18

Total Revenue	-	-	-	3,936,519	(3,936,519)	-	-	3,936,519
Total Expenses	-	-	-	4,135,966	4,135,966	-	-	4,135,966
Net Income	-	-	-	(199,447)	199,447	-	-	(199,447)
Actual Student Enrollment	-	-	-			-	-	

***NOTE: Enrollment, Revenue and Expenditure Data IN the 'Total and Variance Analysis' Section is Based on LAST ACTUAL Quarter Completed**

TOTALS AND VARIANCE ANALYSIS

	Actual	Current Budget (Current Quarter)	Actual vs. Current Budget	Current Budget - TY	Actual vs. Current Budget TY	Original Budget (Current Quarter)	Actual vs. Original Budget	Original Budget - TY
SCHOOL OPERATIONS								
Board Expenses	-	-	-	-	-	-	-	-
Classroom / Teaching Supplies & Materials	-	-	-	26,600	26,600	-	-	26,600
Special Ed Supplies & Materials	-	-	-	-	-	-	-	-
Textbooks / Workbooks	-	-	-	41,951	41,951	-	-	41,951
Supplies & Materials other	-	-	-	-	-	-	-	-
Equipment / Furniture	-	-	-	1,099	1,099	-	-	1,099
Telephone	-	-	-	4,802	4,802	-	-	4,802
Technology	-	-	-	16,001	16,001	-	-	16,001
Student Testing & Assessment	-	-	-	8,201	8,201	-	-	8,201
Field Trips	-	-	-	7,499	7,499	-	-	7,499
Transportation (student)	-	-	-	-	-	-	-	-
Student Services - other	-	-	-	23,999	23,999	-	-	23,999
Office Expense	-	-	-	64,391	64,391	-	-	64,391
Staff Development	-	-	-	37,099	37,099	-	-	37,099
Staff Recruitment	-	-	-	12,801	12,801	-	-	12,801
Student Recruitment / Marketing	-	-	-	26,100	26,100	-	-	26,100
School Meals / Lunch	-	-	-	13,099	13,099	-	-	13,099
Travel (Staff)	-	-	-	8,200	8,200	-	-	8,200
Fundraising	-	-	-	-	-	-	-	-
Other	-	-	-	-	-	-	-	-
TOTAL SCHOOL OPERATIONS	-	-	-	291,842	291,842	-	-	291,842
FACILITY OPERATION & MAINTENANCE								
Insurance	-	-	-	24,898	24,898	-	-	24,898
Janitorial	-	-	-	32,698	32,698	-	-	32,698
Building and Land Rent / Lease / Facility Finance Interest	-	-	-	600,000	600,000	-	-	600,000
Repairs & Maintenance	-	-	-	8,200	8,200	-	-	8,200
Equipment / Furniture	-	-	-	1,300	1,300	-	-	1,300
Security	-	-	-	-	-	-	-	-
Utilities	-	-	-	65,801	65,801	-	-	65,801
TOTAL FACILITY OPERATION & MAINTENANCE	-	-	-	732,897	732,897	-	-	732,897
DEPRECIATION & AMORTIZATION	-	-	-	256,803	256,803	-	-	256,803
RESERVES / CONTINGENCY	-	-	-	-	-	-	-	-
TOTAL EXPENSES	-	-	-	4,135,966	4,135,966	-	-	4,135,966

SISULU-WALKER CHARTER SCHOOL OF HAR
Budget / Operating Plan

2017-18

Total Revenue	-	-	-	3,936,519	(3,936,519)	-	-	3,936,519
Total Expenses	-	-	-	4,135,966	4,135,966	-	-	4,135,966
Net Income	-	-	-	(199,447)	199,447	-	-	(199,447)
Actual Student Enrollment	-	-	-			-	-	

***NOTE: Enrollment, Revenue and Expenditure Data IN the 'Total and Variance Analysis' Section is Based on LAST ACTUAL Quarter Completed**

TOTALS AND VARIANCE ANALYSIS

	Actual	Current Budget (Current Quarter)	Actual vs. Current Budget	Current Budget - TY	Actual vs. Current Budget TY	Original Budget (Current Quarter)	Actual vs. Original Budget	Original Budget - TY
NET INCOME	-	-	-	(199,447)	199,447	-	-	(199,447)

SISULU-WALKER CHARTER SCHOOL OF HARLEM
Budget Operating Plan
2017-18

Total Revenue	-	-	-	3,936,519	(3,936,519)	-	-	3,936,519
Total Expenses	-	-	-	4,135,966	4,135,966	-	-	4,135,966
Net Income	-	-	-	(199,447)	199,447	-	-	(199,447)
Actual Student Enrollment	-	-	-			-	-	

	TOTALS AND VARIANCE ANALYSIS								
	TOTALS AND VARIANCE ANALYSIS								
*NOTE: Enrollment, Revenue and Expenditure Data IN the 'Total and Variance Analysis' Section is Based on LAST ACTUAL Quarter Completed				Current Budget (Current Quarter)	Actual vs. Current Budget			Original Budget (Current Quarter)	Actual vs. Original Budget

ENROLLMENT - *School Districts Are Linked To Above Entries*	* Enrollment Data Based on Last Actual Quarter Completed							
NYC CHANCELLOR'S OFFICE	-	-	-			-	-	
-	-	-	-			-	-	
-	-	-	-			-	-	
-	-	-	-			-	-	
-	-	-	-			-	-	
-	-	-	-			-	-	
-	-	-	-			-	-	
-	-	-	-			-	-	
-	-	-	-			-	-	
-	-	-	-			-	-	
-	-	-	-			-	-	
-	-	-	-			-	-	
-	-	-	-			-	-	
-	-	-	-			-	-	
-	-	-	-			-	-	
-	-	-	-			-	-	
-	-	-	-			-	-	
ALL OTHER School Districts: (Count = 0)	-	-	-			-	-	
TOTAL ENROLLMENT	=	=	=			=	=	
REVENUE PER PUPIL	=	=	=			=	=	
EXPENSES PER PUPIL	=	=	=			=	=	

Total Revenue		(3,936,519)	-	-
Total Expenses		4,135,966	-	-
Net Income		199,447	-	-
Actual Student Enrollment			-	-
<p>*NOTE: Enrollment, Revenue and Expenditure Data IN the 'Total and Variance Analysis' Section is Based on LAST ACTUAL Quarter Completed</p>		<p>Actual vs. Original Budget TY</p>	<p>PY Actual (PY TY / No. of COMPLETED Actual CY</p>	<p>Actual CY vs. Actual PY</p>
REVENUE				
REVENUES FROM STATE SOURCES				
Per Pupil Revenue	CY Per Pupil Rate			
NYC CHANCELLOR'S OFFICE	14,527	(3,559,115)	-	-
-	-	-	-	-
-	-	-	-	-
-	-	-	-	-
-	-	-	-	-
-	-	-	-	-
-	-	-	-	-
-	-	-	-	-
-	-	-	-	-
-	-	-	-	-
-	-	-	-	-
-	-	-	-	-
-	-	-	-	-
-	-	-	-	-
-	-	-	-	-
-	-	-	-	-
-	-	-	-	-
ALL OTHER School Districts: (Count = 0)	-	-	-	-
TOTAL Per Pupil Revenue (Weighted Average Per Pupil Funding)	14,527	(3,559,115)	-	-
Special Education Revenue		(120,411)	-	-
Grants				
Stimulus		(73,500)	-	-
DYCD (Department of Youth and Community Development)		-	-	-
Other		-	-	-
NYC DoE Rental Assistance		-	-	-
Other		-	-	-
TOTAL REVENUE FROM STATE SOURCES		(3,753,026)	-	-
REVENUE FROM FEDERAL FUNDING				
IDEA Special Needs		(15,764)	-	-
Title I		(93,265)	-	-
Title Funding - Other		(24,556)	-	-
School Food Service (Free Lunch)		-	-	-
Grants				
Charter School Program (CSP) Planning & Implementation		-	-	-
Other		-	-	-

Total Revenue	(3,936,519)	-	-
Total Expenses	4,135,966	-	-
Net Income	199,447	-	-
Actual Student Enrollment		-	-
<p>*NOTE: Enrollment, Revenue and Expenditure Data IN the 'Total and Variance Analysis' Section is Based on LAST ACTUAL Quarter Completed</p>			
	Actual vs. Original Budget TY	PY Actual (PY TY / No. of COMPLETED Actual CY	Actual CY vs. Actual PY
Other	-	-	-
TOTAL REVENUE FROM FEDERAL SOURCES	(133,585)	-	-
LOCAL and OTHER REVENUE			
Contributions and Donations	(20,000)	-	-
Fundraising	-	-	-
Erate Reimbursement	(7,396)	-	-
Earnings on Investments	-	-	-
Interest Income	(561)	-	-
Food Service (Income from meals)	-	-	-
Text Book	(21,951)	-	-
OTHER	-	-	-
TOTAL REVENUE FROM LOCAL and OTHER SOURCES	(49,908)	-	-
TOTAL REVENUE	(3,936,519)	-	-

Total Revenue	(3,936,519)	-	-
Total Expenses	4,135,966	-	-
Net Income	199,447	-	-
Actual Student Enrollment		-	-
<p>*NOTE: Enrollment, Revenue and Expenditure Data IN the 'Total and Variance Analysis' Section is Based on LAST ACTUAL Quarter Completed</p>			
	Actual vs. Original Budget TY	PY Actual (PY TY / No. of COMPLETED Actual CY	Actual CY vs. Actual PY

EXPENSES	Quarter 0			
	No. of Positions			
ADMINISTRATIVE STAFF PERSONNEL COSTS				
Executive Management	-	-	-	-
Instructional Management	-	145,656	-	-
Deans, Directors & Coordinators	-	-	-	-
CFO / Director of Finance	-	-	-	-
Operation / Business Manager	-	97,419	-	-
Administrative Staff	-	139,940	-	-
TOTAL ADMINISTRATIVE STAFF	-	383,015	-	-
INSTRUCTIONAL PERSONNEL COSTS				
Teachers - Regular	-	887,058	-	-
Teachers - SPED	-	169,947	-	-
Substitute Teachers	-	-	-	-
Teaching Assistants	-	75,435	-	-
Specialty Teachers	-	93,652	-	-
Aides	-	65,239	-	-
Therapists & Counselors	-	66,282	-	-
Other	-	47,456	-	-
TOTAL INSTRUCTIONAL	-	1,405,069	-	-
NON-INSTRUCTIONAL PERSONNEL COSTS				
Nurse	-	-	-	-
Librarian	-	-	-	-
Custodian	-	93,188	-	-
Security	-	-	-	-
Other	-	125,000	-	-
TOTAL NON-INSTRUCTIONAL	-	218,188	-	-
SUBTOTAL PERSONNEL SERVICE COSTS	-	2,006,272	-	-
PAYROLL TAXES AND BENEFITS				
Payroll Taxes		180,565	-	-
Fringe / Employee Benefits		40,126	-	-
Retirement / Pension		323,753	-	-
TOTAL PAYROLL TAXES AND BENEFITS		544,444	-	-
TOTAL PERSONNEL SERVICE COSTS	-	2,550,716	-	-

VI

Total Revenue	(3,936,519)	-	-
Total Expenses	4,135,966	-	-
Net Income	199,447	-	-
Actual Student Enrollment		-	
*NOTE: Enrollment, Revenue and Expenditure Data IN the 'Total and Variance Analysis' Section is Based on LAST ACTUAL Quarter Completed			
	VI	Actual vs. Original Budget TY	PY Actual (PY TY / No. of COMPLETED Actual CY vs. Actual PY
CONTRACTED SERVICES			
Accounting / Audit	14,000	-	-
Legal	16,301	-	-
Management Company Fee	-	-	-
Nurse Services	-	-	-
Food Service / School Lunch	7,100	-	-
Payroll Services	-	-	-
Special Ed Services	27,200	-	-
Titlement Services (i.e. Title I)	-	-	-
Other Purchased / Professional / Consulting	239,107	-	-
TOTAL CONTRACTED SERVICES	303,708	-	-

Total Revenue	(3,936,519)	-	-
Total Expenses	4,135,966	-	-
Net Income	199,447	-	-
Actual Student Enrollment		-	-
<p>*NOTE: Enrollment, Revenue and Expenditure Data IN the 'Total and Variance Analysis' Section is Based on LAST ACTUAL Quarter Completed</p>			
	Actual vs. Original Budget TY	PY Actual (PY TY / No. of COMPLETED Actual CY	Actual CY vs. Actual PY
SCHOOL OPERATIONS			
Board Expenses	-	-	-
Classroom / Teaching Supplies & Materials	26,600	-	-
Special Ed Supplies & Materials	-	-	-
Textbooks / Workbooks	41,951	-	-
Supplies & Materials other	-	-	-
Equipment / Furniture	1,099	-	-
Telephone	4,802	-	-
Technology	16,001	-	-
Student Testing & Assessment	8,201	-	-
Field Trips	7,499	-	-
Transportation (student)	-	-	-
Student Services - other	23,999	-	-
Office Expense	64,391	-	-
Staff Development	37,099	-	-
Staff Recruitment	12,801	-	-
Student Recruitment / Marketing	26,100	-	-
School Meals / Lunch	13,099	-	-
Travel (Staff)	8,200	-	-
Fundraising	-	-	-
Other	-	-	-
TOTAL SCHOOL OPERATIONS	291,842	-	-
FACILITY OPERATION & MAINTENANCE			
Insurance	24,898	-	-
Janitorial	32,698	-	-
Building and Land Rent / Lease / Facility Finance Interest	600,000	-	-
Repairs & Maintenance	8,200	-	-
Equipment / Furniture	1,300	-	-
Security	-	-	-
Utilities	65,801	-	-
TOTAL FACILITY OPERATION & MAINTENANCE	732,897	-	-
DEPRECIATION & AMORTIZATION	256,803	-	-
RESERVES / CONTINGENCY	-	-	-
TOTAL EXPENSES	4,135,966	-	-

VI
VI

Total Revenue	(3,936,519)	-	-
Total Expenses	4,135,966	-	-
Net Income	199,447	-	-
Actual Student Enrollment		-	-
<p>*NOTE: Enrollment, Revenue and Expenditure Data IN the 'Total and Variance Analysis' Section is Based on LAST ACTUAL Quarter Completed</p>			
	Actual vs. Original Budget TY	PY Actual (PY TY / No. of COMPLETED Actual CY	Actual CY vs. Actual PY
NET INCOME	199,447	-	-



Annual Report Requirement
for SUNY Authorized Charter Schools
SISULU-WALKER CHARTER SCHOOL OF HARLEM
2017-18

Administrative
expenditures per pupil:

\$0.00

Per NYS Statute

Administrative expenditures per pupil: the sum of all general administration salaries and other general administration expenditures divided by the total number of enrolled students. Employee benefit costs or expenditures should not be reported here.

***NOTE: THIS TAB ONLY NEEDS TO BE COMPLETED FOR Q4**

Disclosure of Financial Interest by a Current or Proposed Charter School Education Corporation Trustee

Trustee Name:

Martez R. Moore

Name of Charter School Education Corporation (for an unmerged school, this is the Charter School Name):

Sisulu Walker Charter School of Harlem

1. List all positions held on the education corporation board (e.g., president, treasurer, parent representative).

Chairman of Board of Trustees

2. Is the trustee an employee of any school operated by the Education Corporation?
 Yes **No**

If **Yes**, for each school, please provide a description of the position(s) you hold, your responsibilities, your salary and your start date.

3. Is the trustee an employee or agent of the management company or institutional partner of the charter school(s) governed by the Education Corporation?

Yes **No**

If **Yes**, for each school, please provide a description of the position(s) you hold, your responsibilities, your salary and your start date.

4. Identify each interest/transaction (and provide the requested information) that you or any of your immediate family members or any persons who live with you in your house have held or engaged in with the charter school(s) governed by the Education Corporation during the time you have served on the board, and in the six-month period prior to such service. If there has been no such financial interest or transaction, write **None**. Please note that if you answered **Yes** to Questions 2-4 above, you need not disclose again your employment status, salary, etc.

Date(s)	Nature of Financial Interest/Transaction	Steps taken to avoid a conflict of interest, (e.g., did not vote, did not participate in discussion)	Name of person holding interest or engaging in transaction and relationship to yourself
N/A			

Disclosure of Financial Interest by a Current or Proposed Charter School Education Corporation Trustee

Trustee Name: RITA HANES

Name of Charter School Education Corporation (for an unmerged school, this is the Charter School Name): SISULU WALKER

1. List all positions held on the education corporation board (e.g., president, treasurer, parent representative). Co-Chair Academe Committee

2. Is the trustee an employee of any school operated by the Education Corporation?
 Yes No

If **Yes**, for each school, please provide a description of the position(s) you hold, your responsibilities, your salary and your start date.

3. Is the trustee an employee or agent of the management company or institutional partner of the charter school(s) governed by the Education Corporation?
 Yes No

If **Yes**, for each school, please provide a description of the position(s) you hold, your responsibilities, your salary and your start date.

4. Identify each interest/transaction (and provide the requested information) that you or any of your immediate family members or any persons who live with you in your house have held or engaged in with the charter school(s) governed by the Education Corporation during the time you have served on the board, and in the six-month period prior to such service. If there has been no such financial interest or transaction, write **None**. Please note that if you answered **Yes** to Questions 2-4 above, you need not disclose again your employment status, salary, etc.

Date(s)	Nature of Financial Interest/Transaction	Steps taken to avoid a conflict of interest, (e.g., did not vote, did not participate in discussion)	Name of person holding interest or engaging in transaction and relationship to yourself
<u>N/A</u>			

Disclosure of Financial Interest by a Current or Proposed Charter School Education Corporation Trustee

Trustee Name:

Jeremy Harris

Name of Charter School Education Corporation (for an unmerged school, this is the Charter School Name):

The Sisulu-Walkes Charter School of Harlem

1. List all positions held on the education corporation board (e.g., president, treasurer, parent representative).

Trustee

2. Is the trustee an employee of any school operated by the Education Corporation?
 Yes No

If Yes, for each school, please provide a description of the position(s) you hold, your responsibilities, your salary and your start date.

3. Is the trustee an employee or agent of the management company or institutional partner of the charter school(s) governed by the Education Corporation?

Yes No

If Yes, for each school, please provide a description of the position(s) you hold, your responsibilities, your salary and your start date.

4. Identify each interest/transaction (and provide the requested information) that you or any of your immediate family members or any persons who live with you in your house have held or engaged in with the charter school(s) governed by the Education Corporation during the time you have served on the board, and in the six-month period prior to such service. If there has been no such financial interest or transaction, write **None**. Please note that if you answered **Yes** to Questions 2-4 above, you need not disclose again your employment status, salary, etc.

Date(s)	Nature of Financial Interest/Transaction	Steps taken to avoid a conflict of interest, (e.g., did not vote, did not participate in discussion)	Name of person holding interest or engaging in transaction and relationship to yourself

<i>Please write "None" if applicable. Do not leave this space blank.</i>	NONE		
--	------	--	--

5. Identify each individual, business, corporation, union association, firm, partnership, committee proprietorship, franchise holding company, joint stock company, business or real estate trust, non-profit organization, or other organization or group of people doing business with the school(s) governed by the Education Corporation and in which such entity, during the time of your tenure as a trustee, you and/or your immediate family member(s) or person(s) living in your house had a financial interest or other relationship. If you are a member, director, officer or employee of an organization formally partnered with the school(s) that is/are doing business with the school(s) through a management or services agreement, please identify only the name of the organization, your position in the organization, and the relationship between such organization and the school(s). If there was no financial interest, write **None**.

Organization conducting business with the school(s)	Nature of business conducted	Approximate value of the business conducted	Name of Trustee and/or immediate family member of household holding an interest in the organization conducting business with the school(s) and the nature of the interest	Steps Taken to Avoid Conflict of Interest
<i>Please write "None" if applicable. Do not leave this space blank.</i>				
NONE				

Signature _____

Date

6/30/17

Please note that this document is considered a public record and as such, may be made available to members of the public upon request under the Freedom of Information Law. Personal contact information provided below will be redacted.

Business Telephone: _____

Business Address: _____

E-mail Address: _____

Home Telephone: _____

Home Address: _____

Disclosure of Financial Interest by a Current or Proposed Charter School Education Corporation Trustee

Trustee Name:

Erika Ewing

Name of Charter School Education Corporation (for an unmerged school, this is the Charter School Name):

The S. Sula-Walker Charter School of Harlem

1. List all positions held on the education corporation board (e.g., president, treasurer, parent representative).

2. Is the trustee an employee of any school operated by the Education Corporation?
 Yes No

If **Yes**, for each school, please provide a description of the position(s) you hold, your responsibilities, your salary and your start date.

3. Is the trustee an employee or agent of the management company or institutional partner of the charter school(s) governed by the Education Corporation?
 Yes No

If **Yes**, for each school, please provide a description of the position(s) you hold, your responsibilities, your salary and your start date.


4. Identify each interest/transaction (and provide the requested information) that you or any of your immediate family members or any persons who live with you in your house have held or engaged in with the charter school(s) governed by the Education Corporation during the time you have served on the board, and in the six-month period prior to such service. If there has been no such financial interest or transaction, write **None**. Please note that if you answered **Yes** to Questions 2-4 above, you need not disclose again your employment status, salary, etc.

Date(s)	Nature of Financial Interest/Transaction	Steps taken to avoid a conflict of interest, (e.g., did not vote, did not participate in discussion)	Name of person holding interest or engaging in transaction and relationship to yourself

Please write **NONE** if applicable. Do not leave this space blank.

5. Identify each individual, business, corporation, union association, firm, partnership, committee proprietorship, franchise holding company, joint stock company, business or real estate trust, non-profit organization, or other organization or group of people doing business with the school(s) governed by the Education Corporation **and** in which such entity, during the time of your tenure as a trustee, you and/or your immediate family member(s) or person(s) living in your house had a financial interest or other relationship. If you are a member, director, officer or employee of an organization formally partnered with the school(s) that is/are doing business with the school(s) through a management or services agreement, please identify only the name of the organization, your position in the organization, and the relationship between such organization and the school(s). If there was no financial interest, write **None**.

Organization conducting business with the school(s)	Nature of business conducted	Approximate value of the business conducted	Name of Trustee and/or immediate family member of household holding an interest in the organization conducting business with the school(s) and the nature of the interest	Steps Taken to Avoid Conflict of Interest
<p>Please write NONE if applicable. Do not leave this space blank.</p>				



 Signature

6/29/17

 Date

Please note that this document is considered a public record and as such, may be made available to members of the public upon request under the Freedom of Information Law. Personal contact information provided below will be redacted.

Business Telephone: _____
Business Address: _____
E-mail Address: _____
Home Telephone: _____
Home Address: _____

Disclosure of Financial Interest by a Current or Proposed Charter School Education Corporation Trustee

Trustee Name: Monique Ware

Name of Charter School Education Corporation (for an unmerged school, this is the Charter School Name):

Sisulu - Walker Charter School of Harlem

1. List all positions held on the education corporation board (e.g., president, treasurer, parent representative). n/a

2. Is the trustee an employee of any school operated by the Education Corporation?
 Yes No

If **Yes**, for each school, please provide a description of the position(s) you hold, your responsibilities, your salary and your start date.

3. Is the trustee an employee or agent of the management company or institutional partner of the charter school(s) governed by the Education Corporation?
 Yes No

If **Yes**, for each school, please provide a description of the position(s) you hold, your responsibilities, your salary and your start date.

4. Identify each interest/transaction (and provide the requested information) that you or any of your immediate family members or any persons who live with you in your house have held or engaged in with the charter school(s) governed by the Education Corporation during the time you have served on the board, and in the six-month period prior to such service. If there has been no such financial interest or transaction, write **None**. Please note that if you answered **Yes** to Questions 2-4 above, you need not disclose again your employment status, salary, etc.

Date(s)	Nature of Financial Interest/Transaction	Steps taken to avoid a conflict of interest, (e.g., did not vote, did not participate in discussion)	Name of person holding interest or engaging in transaction and relationship to yourself



Entry 9 BOT Table

Last updated: 07/21/2017

(tab across or use scroll bar at bottom of table)

1. Current Board Member Information

	Trustee Name	Email Addresses	Position on the Board	Committee Affiliations	Voting Member Per By Laws? (Y/N)	Area of Expertise, and/or Additional Role at School (parent, staff member, etc.)	Number of Terms Served and Length of Each (Include election date and term expiration)	Number of Board Mtgs Attended during 2016-17?
1	Martez Moore	[REDACTED]	Chair/ Board President	Finance, Real Estate, and Grievance	Yes	Finance	3 terms, 5 year terms	
2	Minnie Goka	[REDACTED]	Vice Chair/ Vice President	Academic and Grievance	Yes	Education	4 terms, 5 year terms	
3	Jeremy Harris	[REDACTED]	Trustee/Member	Finance and Governance and Legal Affairs	Yes	Legal	2 terms, 5 year terms	
4	Monique Ware	[REDACTED]	Trustee/Member	Development	Yes		1 term, 5 year term	
				Acade				

5	Rita Hanes	[REDACTED]	Trustee/Member	mic and Development	Yes	Education	2 terms, 5 year terms	
6	Erika Ewing	[REDACTED]	Trustee/Member	Academic and Development	Yes	Education	2 terms, 5 year terms	
7	Joseph Drayton	[REDACTED]	Trustee/Member	Finance and Grievance	Yes	Finance	2 terms, 5 year terms	
8								
9								
10								
11								
12								
13								
14								
15								
16								
17								
18								
19								
20								

2. Total Number of Members on June 30, 2016 7

3. Total Number of Members Joining the Board 2016-17 School Year 0

- | | |
|--|----|
| 4. Total Number of Members
Departing the Board during the
2016-17 School Year | 0 |
| 5. Number of Voting Members
2016-17, as set by the by-laws,
resolution or minutes | 7 |
| 6. Number of Board Meetings
Conducted in the 2016-17 School
Year | 9 |
| 7. Number of Board Meetings
Scheduled for the 2017-18
School Year | 10 |

Thank you.



Entry 11 Enrollment and Retention of Special Populations

Last updated: 07/21/2017

Instructions for Reporting Enrollment and Retention Strategies

Describe the efforts the charter school has made in 2016 2017 toward meeting targets to attract and retain enrollment of students with disabilities, English language learners, and students who are economically disadvantaged. In addition, describe the school’s plans for meeting or making progress toward meeting its enrollment and retention targets in 2017 2018.

Recruitment/Attraction Efforts Toward Meeting Targets

	Describe Efforts Toward Meeting Recruitment Targets 2016 17)	Describe Plans Toward Meeting Recruitment Targets 2017 18)
Economically Disadvantaged	<p>During the 2016 2017 school year, Sisulu Walker Charter School sent advertisement packets to daycare centers in district 3, 4, and 5 that provide services to students with disabilities and who have a large population of English Language Learners. In addition, these districts have large free and reduced lunch populations. Additionally, Sisulu Walker Charter School took part in a kindergarten fair in a local daycare center that has a high population of students eligible for free and reduced lunch. We also advertised using local, targeted mobile advertisements, and advertised on subway billboards.</p> <p>The packets that were sent to the day care centers included information regarding the school’s lottery and academic program as well as a date for our open house. At our annual open house, parents were given information about Sisulu Walker Charter School’s general education program as well as an overview of the support services that are provided to students with disabilities and English Language Learners. Our school has a full time Title I Teacher and Special Education Teacher. We also have three Integrated Co Teaching classrooms with one special education teacher and one general</p>	<p>In 2017 2018, we will continue to increase our efforts to attract students with disabilities, English Language Learners, and students who are eligible for free and reduced priced lunch by hosting additional open houses, hosting information sessions at daycare centers, and again advertising on subway billboards and mobile applications.</p>

education teacher each. Additionally, our K 3 classrooms had two teachers each to ensure that at risk students received additional support. The remaining classrooms (Grades 4 5) had either a two teachers in the classroom or had a teacher paired with a teacher assistant to provide additional academic support. All intervention teachers worked closely with students and teachers to ensure that the needs of each population are met.

During the 2016 2017 school year, Sisulu Walker Charter School sent advertisement packets to daycare centers in district 3, 4, and 5 that provide services to students with disabilities and who have a large population of English Language Learners. In addition, these districts have large free and reduced lunch populations. Additionally, Sisulu Walker Charter School took part in a kindergarten fair in a local daycare center that has a high population of students eligible for free and reduced lunch. We also advertised using local, targeted mobile advertisements, and advertised on subway billboards.

The packets that were sent to the day care centers included information regarding the school's lottery and academic program as well as a date for our open house. At our annual open house, parents were given information about Sisulu Walker Charter School's general education program as well as an overview of the support services that are provided to students with disabilities and English Language Learners. Our school has a full time Title I Teacher and Special Education Teacher. We also have three Integrated Co Teaching classrooms with one special education teacher and one general education teacher each. Additionally, our K 3 classrooms had two teachers each to ensure that at risk students received additional support. The remaining classrooms (Grades 4 5) had either a two teachers in the classroom or had a teacher paired with a teacher assistant to provide additional academic support. All intervention teachers worked closely with students and teachers to ensure that the needs of each population are

English
Language
Learner
s

In 2017 2018, we will continue to increase our efforts to attract students with disabilities, English Language Learners, and students who are eligible for free and reduced priced lunch by hosting additional open houses, hosting information sessions at daycare centers, and again advertising on subway billboards and mobile applications.

	met.	
Student s with Disabilit ies	<p>During the 2016 2017 school year, Sisulu Walker Charter School sent advertisement packets to daycare centers in district 3, 4, and 5 that provide services to students with disabilities and who have a large population of English Language Learners. In addition, these districts have large free and reduced lunch populations. Additionally, Sisulu Walker Charter School took part in a kindergarten fair in a local daycare center that has a high population of students eligible for free and reduced lunch. We also advertised using local, targeted mobile advertisements, and advertised on subway billboards.</p> <p>The packets that were sent to the day care centers included information regarding the school's lottery and academic program as well as a date for our open house. At our annual open house, parents were given information about Sisulu Walker Charter School's general education program as well as an overview of the support services that are provided to students with disabilities and English Language Learners. Our school has a full time Title I Teacher and Special Education Teacher. We also have three Integrated Co Teaching classrooms with one special education teacher and one general education teacher each. Additionally, our K 3 classrooms had two teachers each to ensure that at risk students received additional support. The remaining classrooms (Grades 4 5) had either a two teachers in the classroom or had a teacher paired with a teacher assistant to provide additional academic support. All intervention teachers worked closely with students and teachers to ensure that the needs of each population are met.</p>	<p>In 2017 2018, we will continue to increase our efforts to attract students with disabilities, English Language Learners, and students who are eligible for free and reduced priced lunch by hosting additional open houses, hosting information sessions at daycare centers, and again advertising on subway billboards and mobile applications.</p>

Retention Efforts Toward Meeting Targets

	Describe Efforts Toward Meeting Retention Targets 2016 17)	Describe Plans Toward Meeting Retention Targets 2017 18)
	At our annual open house, parents were given information about Sisulu Walker	

Economically Disadvantaged	<p>Charter School's general education program as well as an overview of the support services that are provided to students with disabilities and English Language Learners. Our school has a full time Title I Teacher and Special Education Teacher. We also have three Integrated Co Teaching classrooms with one special education teacher and one general education teacher each. Additionally, our K 3 classrooms had two teachers each to ensure that at risk students received additional support. The remaining classrooms (Grades 4 5) had either a two teachers in the classroom or had a teacher paired with a teacher assistant to provide additional academic support. All intervention teachers worked closely with students and teachers to ensure that the needs of each population are met.</p>	<p>In 2017 2018, we will continue to increase our efforts to attract students with disabilities, English Language Learners, and students who are eligible for free and reduced priced lunch by hosting additional open houses, hosting information sessions at daycare centers, and again advertising on subway billboards and mobile applications.</p>
English Language Learners	<p>At our annual open house, parents were given information about Sisulu Walker Charter School's general education program as well as an overview of the support services that are provided to students with disabilities and English Language Learners. Our school has a full time Title I Teacher and Special Education Teacher. We also have three Integrated Co Teaching classrooms with one special education teacher and one general education teacher each. Additionally, our K 3 classrooms had two teachers each to ensure that at risk students received additional support. The remaining classrooms (Grades 4 5) had either a two teachers in the classroom or had a teacher paired with a teacher assistant to provide additional academic support. All intervention teachers worked closely with students and teachers to ensure that the needs of each population are met.</p>	<p>In 2017 2018, we will continue to increase our efforts to attract students with disabilities, English Language Learners, and students who are eligible for free and reduced priced lunch by hosting additional open houses, hosting information sessions at daycare centers, and again advertising on subway billboards and mobile applications.</p>
Students with Disabilities	<p>At our annual open house, parents were given information about Sisulu Walker Charter School's general education program as well as an overview of the support services that are provided to students with disabilities and English Language Learners. Our school has a full time Title I Teacher and Special Education Teacher. We also have three Integrated Co Teaching classrooms with one special education teacher and one general education teacher each. Additionally,</p>	<p>In 2017 2018, we will continue to increase our efforts to attract students with disabilities, English Language Learners, and students who are eligible for free and reduced priced lunch by</p>

ies

our K 3 classrooms had two teachers each to ensure that at risk students received additional support. The remaining classrooms (Grades 4 5) had either a two teachers in the classroom or had a teacher paired with a teacher assistant to provide additional academic support. All intervention teachers worked closely with students and teachers to ensure that the needs of each population are met.

hosting additional open houses, hosting information sessions at daycare centers, and again advertising on subway billboards and mobile applications.



Entry 12 Classroom Teacher and Administrator Attrition

Created: 07/29/2017 • Last updated: 07/30/2017

Report changes in teacher and administrator staffing.

Instructions for completing the Classroom Teacher and Administrator Attrition Tables

Charter schools must complete the two tables named 2016-2017 Classroom Teacher and Administrator Attrition to report changes in teacher and administrator staffing in 2016-2017. Please provide the full time equivalent (FTE) of staff on June 30, 2016; the FTE for any departed staff from July 1, 2016 through June 30, 2017; the FTE for added staff from July 1, 2016 through June 30, 2017; and the FTE of staff added in newly created positions from July 1, 2016 through June 30, 2017 using the two tables provided.

Classroom Teacher Attrition Table

	FTE Classroom Teachers on June 30, 2016	FTE Classroom Teachers Departed 7/1/16 6/30/17	FTE Classroom Teachers Filling Vacant Positions 7/1/16 6/30/17	FTE Classroom Teachers Added in New Positions 7/1/16 6/30/17	FTE of Classroom Teachers on June 30, 2017
	17	4	3	0	16

Administrator Position Attrition Table

	FTE Administrative Positions on June 30, 2016	FTE Administrators Departed 7/1/16 6/30/17	FTE Administrators Filling Vacant Positions 7/1/16 6/30/17	FTE Administrators Added in New Positions 7/1/16 6/30/17	FTE Administrative Positions on June 30, 2017
	2	0	0	0	2

Thank you

Sisulu-Walker Charter School of Harlem

2017-2018 School Calendar

August '17						
Su	M	Tu	W	Th	F	S
		1	2	3	4	5
6	7	8	9	10	11	12
13	14	15	16	17	18	19
20	21	22	23	24	25	26
27	28	29	30	31		

September '17						
Su	M	Tu	W	Th	F	S
					1	2
3	4	5	6	7	8	9
10	11	12	13	14	15	16
17	18	19	20	21	22	23
24	25	26	27	28	29	30

October '17						
Su	M	Tu	W	Th	F	S
1	2	3	4	5	6	7
8	9	10	11	12	13	14
15	16	17	18	19	20	21
22	23	24	25	26	27	28
29	30	31				

November '17						
Su	M	Tu	W	Th	F	S
			1	2	3	4
5	6	7	8	9	10	11
12	13	14	15	16	17	18
19	20	21	22	23	24	25
26	27	28	29	30		

December '17						
Su	M	Tu	W	Th	F	S
					1	2
3	4	5	6	7	8	9
10	11	12	13	14	15	16
17	18	19	20	21	22	23
24	25	26	27	28	29	30
31						

January '18						
Su	M	Tu	W	Th	F	S
	1	2	3	4	5	6
7	8	9	10	11	12	13
14	15	16	17	18	19	20
21	22	23	24	25	26	27
28	29	30	31			

February '18						
Su	M	Tu	W	Th	F	S
				1	2	3
4	5	6	7	8	9	10
11	12	13	14	15	16	17
18	19	20	21	22	23	24
25	26	27	28			

March '18						
Su	M	Tu	W	Th	F	S
				1	2	3
4	5	6	7	8	9	10
11	12	13	14	15	16	17
18	19	20	21	22	23	24
25	26	27	28	29	30	31

April '18						
Su	M	Tu	W	Th	F	S
1	2	3	4	5	6	7
8	9	10	11	12	13	14
15	16	17	18	19	20	21
22	23	24	25	26	27	28
29	30					

May '18						
Su	M	Tu	W	Th	F	S
		1	2	3	4	5
6	7	8	9	10	11	12
13	14	15	16	17	18	19
20	21	22	23	24	25	26
27	28	29	30	31		

June '18						
Su	M	Tu	W	Th	F	S
					1	2
3	4	5	6	7	8	9
10	11	12	13	14	15	16
17	18	19	20	21	22	23
24	25	26	27	28	29	30

July '18						
Su	M	Tu	W	Th	F	S
1	2	3	4	5	6	7
8	9	10	11	12	13	14
15	16	17	18	19	20	21
22	23	24	25	26	27	28
29	30	31				

- PD days - No School for Students
- Holiday - No School for Students or Staff
- Early Dismissal – Students dismissed between 12pm (noon)
- Marking Period Beginning/End
- Assessment Days (Including Interim and NYS)
- Board Meeting Days
- Parent Organization Meeting Days
- Concert Dates

Month	Date(s)	Event
August	21	All Staff Report to Work
September	1-4	Labor Day Weekend
	5	First Day of School
	19	Parent Organization Meeting
	21	Board Meeting
	22	Early Dismissal (Noon)
	26-27	Terra Nova Testing (1-2)
October	3-5	English Language Arts IA#1
	9	Columbus Day (No School)
	10-12	Mathematics IA# 1
	17	Parent Organization Meeting
	18	Social Studies IA # 1
	19	Board Meeting
	20	Early Dismissal (Noon)
	25	Science IA # 1
	31	Early Dismissal (Noon)
November	6	Second Marking Periods Begins
	8	Report Card Night (Noon Dismissal)
	14	Parent Organization Meeting
	16	Board Meeting
	17	Early Dismissal (noon)
	22	Early Dismissal (noon)
	22-24	Thanksgiving Holiday (No School)
	28-30	English Language Arts IA#2
December	5-7	Mathematics IA# 2
	12	Parent Organization Meeting
	13	Social Studies IA #2
	14	Board Meeting
	15	Early Dismissal (Noon)
	19	Science IA # 2
	21	Early Dismissal (Noon)
	22-29	Winter Break (No School)
January	1-2	Winter Break (No School)
	15	Marlin Luther King Jr. Day
	16	Parent Organization Meeting
	18	Board Meeting
	19	Early Dismissal (noon)
	29	Third Marking Period Begins
	31	Report Card Night (Noon Dismissal)
February	6-8	English Language Arts IA#3
	13	Parent Organization Meeting
	15	Board Meeting
	16	Early Dismissal (Noon)
	19-23	Midwinter Break
March	6-8	Mathematics IA# 3
	13	Parent Organization Meeting
	14	Social Studies IA #3
	15	Board Meeting
	16	Early Dismissal (Noon)
	21	Science IA # 3
	23	Early Dismissal (noon)
	26-30	Spring Break
April	11-13	NYS ELA Test
	16	Fourth Marking Period Begins
	17	Parent Organization Meeting
	19	Board Meeting
	20	Early Dismissal (Noon)
	25	Report Card Night (Noon Dismissal)
May	1-3	NYS Mathematics Test
	8-9	Terra Nova (Grades K-2)
	15	Parent Organization Meeting
	17	Board Meeting
	18	Early Dismissal (Noon)
	23	NYS 4 th Grade Science Test- Performance
	25-28	Memorial Day (No School)
	29-31	English Language Arts IA#4
June	4	NYS 4 th Grade Science Test- Written
	6-8	Mathematics IA# 4
	11	Social Studies IA # 4
	12	Parent Organization Meeting
	13	Science IA # 4
	14	Board Meeting
	15	Early Dismissal (Noon)
	21	Last Day of School (Noon Dismissal)

Report Card Dates

Fall Cycle		
Month	Date	Event
September	5	1st Report Card Cycle Begins
October	6	Progress Report Grades Due
	13	Progress Report Cards Sent Home
November	3	Report Card Grades Due
	8	Report Card Night
Winter Cycle		
November	6	2 nd Report Card Cycle Begins
December	15	Progress Report Grades Due
	21	Progress Report Cards Sent Home
January	26	Report Card Grades Due
	31	Report Card Night
Spring Cycle		
January	29	3 rd Card Cycle Begins
March	16	Progress Report Grades Due
	23	Progress Report Cards Sent Home
April	20	Report Card Grades Due
	25	Report Card Night
End of Year Cycle		
April	16	4 th Report Card Cycle Begins
May	18	Progress Report Grades Due
	24	Progress Report Cards Sent Home
June	15	Report Card Grades Due
	21	Report Cards Sent Home

Days of School Count			
Month	Student	Teacher	Total
August	0	9	9
September	19	0	19
October	21	0	21
November	19	1	20
December	15	0	15
January	20	0	20
February	15	0	15
March	17	0	17
April	21	0	21
May	21	0	21
June	15	0	15
Total	183	10	193

Field Trip Blackout Dates

Month	Date(s)	Event
September	22	Early Dismissal (Noon)
	26-27	Terra Nova Testing (1-2)
October	3-5	English Language Arts IA#1
	9	Columbus Day (No School)
	10-12	Mathematics IA# 1
	13	Social
	18	Social Studies IA#1
	20	Early Dismissal (Noon)
	25	Science IA #1
	31	Early Dismissal (Noon)
November	8	Report Card Night (Noon Dismissal)
	17	Early Dismissal (noon)
	21	Etiquette
	28-30	English Language Arts IA#2
December	1	Social
	5-7	Mathematics IA# 2
	8	Barnes and Noble
	13	Social Studies IA#2
	15	Early Dismissal (Noon)
		Science IA #2
	20	Concert #1
	21	Early Dismissal (Noon)
January	19	Early Dismissal (noon)
	26	Social
	31	Report Card Night (Noon Dismissal)
February	6-8	English Language Arts IA#3
	14	Concert #2
	16	Early Dismissal (Noon)
March	6-8	Mathematics IA# 3
	14	Social Studies IA#3
	16	Early Dismissal (Noon)
	21	Science IA #3
	23	Half Day
April	6	Social
	11-13	NYS ELA Test (3-5 Only)
	20	Early Dismissal (Noon)
	25	Report Card Night (Noon Dismissal)
May	1-3	NYS Mathematics Test
	8-9	Terra Nova (Grades K-2)
	11	Social
	16	Concert # 3
	18	Early Dismissal (Noon)
	23	NYS 4 th Grade Science Test- Performance
	29-31	English Language Arts IA#4
June	1	Field Day
	4	NYS 4 th Grade Science Test- Written
	6-8	Mathematics IA# 4
	11	Social Studies IA#4
	13	Science IA#4
	15	Early Dismissal (Noon)
	18	Kindergarten Stepping Up Ceremony
	19	5 th Grade Graduation Ceremony
	21	Last Day of School (Noon Dismissal)