



Entry 1 School Information

Created: 06/16/2017 • Last updated: 08/01/2017

Please be advised that you will need to complete this cover page (including signatures) before all of the other tasks assigned to you by your authorizer are visible on your task page. While completing this task, please ensure that you select the correct authorizer (**as of June 30, 2017**) or you may not be assigned the correct tasks.

a. SCHOOL NAME AND BEDS# STOREFRONT ACADEMY CS (SUNY Trustees)

(Select name from the drop down menu)

b. CHARTER AUTHORIZER SUNY Authorized Charter School

(For technical reasons, please re select authorizer name from the drop down menu).

c. DISTRICT / CSD OF LOCATION NYC CSD 7

d1. SCHOOL INFORMATION

	PRIMARY ADDRESS	PHONE NUMBER	FAX NUMBER	EMAIL ADDRESS
	423 East 138th Street, Bronx, NY 10454	[REDACTED]	[REDACTED]	[REDACTED]

d2. PHONE CONTACT NUMBER FOR AFTER HOURS EMERGENCIES

Contact Name	Nicole Richardson Garcia
Title	Principal
Emergency Phone Number (### ###) ###)	[REDACTED]

e. SCHOOL WEB ADDRESS (URL) http://www.storefrontacademy.org/about_storefront_academy_south_bronx

f. DATE OF INITIAL CHARTER 12/2014

g. DATE FIRST OPENED FOR INSTRUCTION 07/2015

i. TOTAL ENROLLMENT ON JUNE 30, 2017 129

j. GRADES SERVED IN SCHOOL YEAR 2016-17

Check all that apply

Grades Served	K, 1, 2
---------------	---------

k1. DOES THE SCHOOL CONTRACT WITH A CHARTER OR EDUCATIONAL MANAGEMENT ORGANIZATION? Yes

k2. NAME OF CMO/EMO AND ADDRESS

NAME OF CMO/EMO	Storefront Academy Harlem
PHYSICAL STREET ADDRESS	70 E. 129th Street
CITY	New York
STATE	NY
ZIP CODE	10035
EMAIL ADDRESS	[REDACTED]

l1. FACILITIES

Does the school maintain or operate multiple sites?

	No, just one site.
--	--------------------

12. SCHOOL SITES

Please list the sites where the school will operate for the upcoming school year.

	Physical Address	Phone Number	District/CSD	Grades Served at Site	School at Full Capacity at Site	Facilities Agreement
Site 1 (same as primary site)	423 East 138th Street, Bronx, NY 10454	[REDACTED]	CSD 7	K 2	No	Rent/Lease
Site 2						
Site 3						

12a. Please provide the contact information for Site 1.

	Name	Work Phone	Alternate Phone	Email Address
School Leader	Nicole Richardson Garcia	[REDACTED]	[REDACTED]	[REDACTED]
Operational Leader	Marie Lucas	[REDACTED]	[REDACTED]	[REDACTED]
Compliance Contact	Nicole Richardson Garcia	[REDACTED]	[REDACTED]	[REDACTED]
Complaint Contact	Nicole Richardson Garcia	[REDACTED]	[REDACTED]	[REDACTED]

m1. Is the school or are the school sites co-located? No

n1. Were there any revisions to the school's charter during the 2016-17 school year? (Please include approved or pending material and non-material charter revisions). No

o. Name and Position of Individual(s) Who Completed the 2016-17 Annual Report.

Nicole Richardson Garcia, Principal

p. Our signatures below attest that all of the information contained herein is truthful and accurate and that this charter school is in compliance with all aspects of its charter, and with all pertinent Federal, State, and local laws, regulations, and rules. We understand that if any information in any part of this report is found to have been deliberately misrepresented, that will constitute grounds for the revocation of our charter. Check **YES if you agree and then use the mouse on your PC or the stylist on your mobile device to sign your name).**

Yes

Signature, Head of Charter School

A handwritten signature in black ink that reads "Dr. Nicole Garcia". The signature is written in a cursive style with a large initial "D".

Signature, President of the Board of Trustees

A handwritten signature in black ink that reads "Jonathan Stearns". The signature is written in a cursive style with a large initial "J".

Date

2017/08/01

Thank you.



Entry 2 NYS School Report Card Link

Last updated: 07/12/2017

1. NEW YORK STATE REPORT CARD

Provide a direct URL or web link to the most recent New York State School Report Card for the charter school (See <https://reportcards.nysed.gov/>).

(Charter schools completing year one will not yet have a School Report Card or link to one. Please type "URL is not available" in the space provided).

<https://data.nysed.gov/reportcard.php?instid=800000084245&year=2016&createreport=1&allchecked=1&enrollment=1&avgclasssize=1&freelunch=1&attendance=1&suspensions=1&teacherqual=1&staffcounts=1&naep=1&elemELA=1&elemMATH=1>



Entry 4 Expenditures per Child

Created: 06/21/2017 • Last updated: 07/21/2017

Financial Information

This information is required of ALL charter schools. Provide the following measures of fiscal performance of the charter school in Appendix B (Total Expenditures and Administrative Expenditures Per Child):

1. Total Expenditures Per Child

To calculate '**Total Expenditures per Child**' take total expenditures (from the unaudited 2016-17 Schedule of Functional Expenses) and divide by the year end FTE student enrollment. (Integers Only. No dollar signs or commas).

Note: The information on the Schedule of Functional Expenses on pages 41-43 of the Audit Guide can help schools locate the amounts to use in the two per pupil calculations: <http://www.p12.nysed.gov/psc/AuditGuide.html>

Line 1: Total Expenditures	2923217
Line 2: Year End FTE student enrollment	133
Line 3: Divide Line 1 by Line 2	22000

2. Administrative Expenditures per Child

To calculate **'Administrative Expenditures per Child'** To calculate "Administrative Expenditures per Child" first *add* together the following:

1. Take the relevant portion from the 'personnel services cost' row and the 'management and general' column (from the unaudited 2016 17 Schedule of Functional Expenses)
2. Any contracted administrative/management fee paid to other organizations or corporations
3. Take the total from above and divide it by the year end FTE enrollment. The relevant portion that must be included in this calculation is defined as follows:

Administrative Expenditures: Administration and management of the charter school includes the activities and personnel of the offices of the chief school officer, the finance or business offices, school operations personnel, data management and reporting, human resources, technology, etc. It also includes those administrative and management services provided by other organizations or corporations on behalf of the charter school for which the charter school pays a fee or other compensation. Do not include the FTE of personnel whose role is to directly support the instructional program.

Notes:

The information on the Schedule of Functional Expenses on pages 41-43 of the Audit Guide can help schools locate the amounts to use in the two per pupil calculations:

<http://www.p12.nysed.gov/psc/AuditGuide.html>.

Employee benefit costs or expenditures should not be reported in the above calculations.

Line 1: Relevant Personnel Services Cost (Row)	338140
Line 2: Management and General Cost (Column)	291976
Line 3: Sum of Line 1 and Line 2	630117
Line 5: Divide Line 3 by the Year End FTE student enrollment	4742

Thank you.



**GENERAL INSTRUCTIONS FOR
ANNUAL BUDGET/QUARTERLY REPORT**

TEMPLATE TABS

1- GRAY tab contains the Instructions




Instructions	Provides description of tabs and input requirements.
Funding by District	Charter School Tuition Rates

2- BLUE tabs require input of information

1.) Name of School	>Select school name from list. >Enter contact information.
2.) Enrollment	Enter enrollment information for Annual Budget (& Revisions) and Quarterly Actuals. Includes: >Enrollment by Grade >Enrollment by District
3.) Staffing Plan	Enter staffing plan information for Annual Budget (& Revisions) and Quarterly Actuals. Includes: >Full Time Equivalent (FTE), by Position Category, By Quarter
4.) Yearly Budget	Enter Yearly Budget information. Includes: >"Pior Year" column may be completed based upon preliminary data, and adjusted with Annual Audited data when the Quarter 2 Actuals are being submitted. (Note: Quarterly Revenue allocation may be set) >Budgeted Enrollment data and Per Pupil Revenue for the current year are populated based upon input on tab "2.) Enrollment." >Budgeted FTE for current year is populated based upon input on tab "3.) Staffing Plan." >All other sources of revenue >All expenses >Budget Revisions, as necessary and <i>approved</i> by the school's Board of Directors, should be submitted when submitting Quarterly Actuals.
5.) Balance Sheet	Enter Balance Sheet information for EdCorps. Separate schools merged into a primary EdCorp should NOT use this tab. >"Pior Year" column may be completed based upon preliminary data, and adjusted with Annual Audited data when the Quarter 2 Actuals are being submitted.

6.) Quarterly Report	Enter Actual Quarterly Report information . Includes: >Actual Enrollment data and Per Pupil Revenue for the current year are populated based upon input on tab "2.) Enrollment." >Actual FTE for current year is populated based upon input on tab "3.) Staffing Plan." >All other sources of revenue >All expenses
7.) Annual Report Requirement	Complete when submitting Actual Quarter 4.

CELL COLORS & GUIDANCE COMMENTS

-  = Enter information into the light BLUE shaded cells.
-  = Cells labeled in ORANGE containe guidance regarding the input of information.
-  = Cells containing RED triangles in the upper right corner contain "guidance comments" on that particular line item. Please "mouse-over" the triangle to reveal each comment.

**Charter Funding Alphabetical By NYS School District
* (Sum of Charter School Basic Tuition and Supplemental Basic Tuition)**



ANNUAL BUDGET & QUARTERLY REPORT TEMPLATE

Storefront Academy Charter School

SCHOOL

Name:	Storefront Academy Charter School
--------------	-----------------------------------

CONTACT INFORMATION

Contact Name:	Marie Lucas
Contact Title:	DOO
Contact Email:	[REDACTED]
Contact Phone:	[REDACTED]

REPORT PERIOD

Current Academic Year:	2017-18
Prior Academic Year:	2016-17

PLAN - FULL TIME EQUIVALENT

STAFFING PLAN - FULL TIME EQUIVALENT ("FTE")

***NOTE:** Enter the number of FTE positions in the "blue" cells.

***NOTE:** Enter the number of FTE positions in the "blue" cells.

***NOTE:** If there are NO budget revisions at the time of quarterly submittal leave the 'REVISED' Column(s) COMPLETELY BLANK. If budget revisions ARE made, the entire "REVISED" budget columns for the affected quarter(s) must be completed on tabs 2, 3

ADMINISTRATIVE PERSONNEL FTE	ADMINISTRATIVE PERSONNEL FTE
Executive Management	Executive Management
Instructional Management	Instructional Management
Deans, Directors & Coordinators	Deans, Directors & Coordinators
CFO / Director of Finance	CFO / Director of Finance
Operation / Business Manager	Operation / Business Manager
Administrative Staff	Administrative Staff
TOTAL ADMINISTRATIVE STAFF	TOTAL ADMINISTRATIVE STAFF

PRIOR YEAR
2016-17
ACTUAL
0.0

ANNUAL BUDGETED FTE							
Q1		Q2		Q3		Q4	
Original	Revised	Original	Revised	Original	Revised	Original	Revised
3.0		3.0		3.0		3.0	
2.0		2.0		2.0		2.0	
2.0		2.0		2.0		2.0	
3.0		3.0		3.0		3.0	
10.0	0.0	10.0	0.0	10.0	0.0	10.0	0.0

INSTRUCTIONAL PERSONNEL FTE	INSTRUCTIONAL PERSONNEL FTE
Teachers - Regular	Teachers - Regular
Teachers - SPED	Teachers - SPED
Substitute Teachers	Substitute Teachers
Teaching Assistants	Teaching Assistants
Specialty Teachers	Specialty Teachers
Aides	Aides
Therapists & Counselors	Therapists & Counselors
Other	Other
TOTAL INSTRUCTIONAL	TOTAL INSTRUCTIONAL

PRIOR YEAR
2016-17
ACTUAL
0.0

ANNUAL BUDGETED FTE							
Q1		Q2		Q3		Q4	
Original	Revised	Original	Revised	Original	Revised	Original	Revised
10.0		10.0		10.0		10.0	
4.0		4.0		4.0		4.0	
5.0		5.0		5.0		5.0	
2.0		2.0		2.0		2.0	
21.0	0.0	21.0	0.0	21.0	0.0	21.0	0.0

NON-INSTRUCTIONAL PERSONNEL FTE	NON-INSTRUCTIONAL PERSONNEL FTE
Nurse	Nurse
Librarian	Librarian
Custodian	Custodian
Security	Security
Other	Other
TOTAL NON-INSTRUCTIONAL	TOTAL NON-INSTRUCTIONAL

PRIOR YEAR
2016-17
ACTUAL
0.0

ANNUAL BUDGETED FTE							
Q1		Q2		Q3		Q4	
Original	Revised	Original	Revised	Original	Revised	Original	Revised
2.5		2.5		2.5		2.5	
1.0		1.0		1.0		1.0	
3.5	0.0	3.5	0.0	3.5	0.0	3.5	0.0

TOTAL PERSONNEL SERVICE FTE	TOTAL PERSONNEL SERVICE FTE
------------------------------------	------------------------------------

0.0

34.5	0.0	34.5	0.0	34.5	0.0	34.5	0.0
------	-----	------	-----	------	-----	------	-----

**OREFRONT ACADEMY CHARTER
2017-18**

PLAN - FULL TIME EQUIVALENT

*NOTE: Enter the number of FTE positions in the "blue" cells.	Id be input.	*NOTE: State the assumptions that are being made for personnel FTE levels.
--	--------------	---

ADMINISTRATIVE PERSONNEL FTE	Q4 Actual	Description of Assumptions
Executive Management		
Instructional Management		
Deans, Directors & Coordinators		
CFO / Director of Finance		
Operation / Business Manager		
Administrative Staff		
TOTAL ADMINISTRATIVE STAFF	0.0	

INSTRUCTIONAL PERSONNEL FTE	Q4 Actual	Description of Assumptions
Teachers - Regular		
Teachers - SPED		
Substitute Teachers		
Teaching Assistants		
Specialty Teachers		
Aides		
Therapists & Counselors		
Other		
TOTAL INSTRUCTIONAL	0.0	

NON-INSTRUCTIONAL PERSONNEL FTE	Q4 Actual	Description of Assumptions
Nurse		
Librarian		
Custodian		
Security		
Other		Cafeteria
TOTAL NON-INSTRUCTIONAL	0.0	

TOTAL PERSONNEL SERVICE FTE	0.0	
------------------------------------	-----	--

STOREFRONT ACADEMY CHARTER SCHOOL
Budget / Operating Plan
2017-18

Total Revenue	-	989,269	-	-	1,002,269	-	-	1,017,370
Total Expenses	-	749,876	-	-	1,009,554	-	-	956,211
Net Income	-	239,392	-	-	(7,285)	-	-	61,159
Actual Student Enrollment	-	190	-	-	190	-	-	190

	Prior Year Actual 2016-17 Revenue Per Pupil	1st Quarter - 7/1 - 9/30			2nd Quarter - 10/1 - 12/31			3rd Q Original Budget
		Original Budget	Revised Budget	Variance	Original Budget	Revised Budget	Variance	

REVENUE

REVENUES FROM STATE SOURCES

2017-18

Per Pupil Revenue Per Pupil Rate

PPR %/Qtr->

***NOTE: If there are NO budget revisions at the time of quarterly submittal leave
If budget revisions ARE made, the entire "REVISED" budget columns for the affected quarter will be zeroed out.**

		25.0%		25.0%		25.0%	25.0%		25.0%
NYC CHANCELLOR'S OFFICE	14,527	690,033	-	-	690,033	-	-	690,033	-
-	-	-	-	-	-	-	-	-	-
-	-	-	-	-	-	-	-	-	-
-	-	-	-	-	-	-	-	-	-
-	-	-	-	-	-	-	-	-	-
-	-	-	-	-	-	-	-	-	-
-	-	-	-	-	-	-	-	-	-
-	-	-	-	-	-	-	-	-	-
-	-	-	-	-	-	-	-	-	-
-	-	-	-	-	-	-	-	-	-
-	-	-	-	-	-	-	-	-	-
-	-	-	-	-	-	-	-	-	-
-	-	-	-	-	-	-	-	-	-
-	-	-	-	-	-	-	-	-	-
-	-	-	-	-	-	-	-	-	-
-	-	-	-	-	-	-	-	-	-
-	-	-	-	-	-	-	-	-	-
-	-	-	-	-	-	-	-	-	-
ALL OTHER School Districts: (Weighted Avg)	-	-	-	-	-	-	-	-	-
TOTAL Per Pupil Revenue (Weighted Average Per Pupil Funding)	14,527	-	690,033	-	-	690,033	-	-	690,033
Special Education Revenue		85,722		-	85,722		-	85,722	
Grants				-			-		
Stimulus				-			-		
DYCD (Department of Youth and Community Development)				-			-		
Other				-			-		
NYC DoE Rental Assistance		207,009		-	207,009		-	207,009	
Other				-			-		
TOTAL REVENUE FROM STATE SOURCES		982,764		-	982,764		-	982,764	

REVENUE FROM FEDERAL FUNDING

IDEA Special Needs				-			-		-
Title I		6,000		-	18,000		-	18,000	
Title Funding - Other		500		-	1,500		-	1,500	
School Food Service (Free Lunch)				-			-		

STOREFRONT ACADEMY CHARTER SCHOOL
Budget / Operating Plan
2017-18

Total Revenue	-	989,269	-	-	1,002,269	-	-	1,017,370
Total Expenses	-	749,876	-	-	1,009,554	-	-	956,211
Net Income	-	239,392	-	-	(7,285)	-	-	61,159
Actual Student Enrollment	-	190	-	-	190	-	-	190
	Prior Year Actual	1st Quarter - 7/1 - 9/30			2nd Quarter - 10/1 - 12/31			3rd Q
	2016-17	Original	Revised		Original	Revised		Original
	Revenue Per	Budget	Budget	Variance	Budget	Budget	Variance	Budget
	Pupil							
Grants				-			-	
Charter School Program (CSP) Planning & Implementation				-			-	
Other				-			-	
Other				-			-	
TOTAL REVENUE FROM FEDERAL SOURCES	-	6,500	-	-	19,500	-	-	19,500
LOCAL and OTHER REVENUE								
Contributions and Donations				-			-	
Fundraising				-			-	
Erate Reimbursement				-			-	
Earnings on Investments				-			-	
Interest Income		5		-	5		-	5
Food Service (Income from meals)				-			-	
Text Book				-			-	15,101
OTHER				-			-	
TOTAL REVENUE FROM LOCAL and OTHER SOURCES	-	5	-	-	5	-	-	15,106
TOTAL REVENUE	-	989,269	-	-	1,002,269	-	-	1,017,370

STOREFRONT ACADEMY CHARTER SCHOOL
Budget / Operating Plan
2017-18

Total Revenue	-	989,269	-	-	1,002,269	-	-	1,017,370
Total Expenses	-	749,876	-	-	1,009,554	-	-	956,211
Net Income	-	239,392	-	-	(7,285)	-	-	61,159
Actual Student Enrollment	-	190	-	-	190	-	-	190

	Prior Year Actual	1st Quarter - 7/1 - 9/30			2nd Quarter - 10/1 - 12/31			3rd Q
	2016-17 Revenue Per Pupil	Original Budget	Revised Budget	Variance	Original Budget	Revised Budget	Variance	Original Budget

EXPENSES

ADMINISTRATIVE STAFF PERSONNEL COSTS

Avg. No. of Positions

Executive Management	-			-			-	
Instructional Management	3.00	77,500		-	77,500		-	77,500
Deans, Directors & Coordinators	2.00	40,000		-	40,000		-	40,000
CFO / Director of Finance	-			-			-	
Operation / Business Manager	2.00	31,250		-	31,250		-	31,250
Administrative Staff	<u>3.00</u>	<u>32,250</u>		-	<u>32,250</u>		-	<u>32,250</u>
TOTAL ADMINISTRATIVE STAFF	10.00	-	181,000	-	-	181,000	-	-

INSTRUCTIONAL PERSONNEL COSTS

Teachers - Regular	10.00	40,066		-	120,199		-	120,199
Teachers - SPED	4.00	19,593		-	58,778		-	58,778
Substitute Teachers	-	-		-	-		-	-
Teaching Assistants	-	-		-	-		-	-
Specialty Teachers	5.00	25,064		-	75,191		-	75,191
Aides	-	-		-	-		-	-
Therapists & Counselors	2.00	10,768		-	32,303		-	32,303
Other	-	<u>5,500</u>		-	<u>16,500</u>		-	<u>16,500</u>
TOTAL INSTRUCTIONAL	21.00	-	100,990	-	-	302,971	-	-

NON-INSTRUCTIONAL PERSONNEL COSTS

Nurse	-			-			-	
Librarian	-			-			-	
Custodian	2.50	27,625		-	27,625		-	27,625
Security	-			-			-	
Other	<u>1.00</u>	<u>8,001</u>		-	<u>8,001</u>		-	<u>8,001</u>
TOTAL NON-INSTRUCTIONAL	3.50	-	35,626	-	-	35,626	-	-

SUBTOTAL PERSONNEL SERVICE COSTS

34.50	-	317,616	-	-	519,597	-	-	519,597
--------------	----------	----------------	----------	----------	----------------	----------	----------	----------------

PAYROLL TAXES AND BENEFITS

STOREFRONT ACADEMY CHARTER SCHOOL
Budget / Operating Plan
2017-18

Total Revenue	-	989,269	-	-	1,002,269	-	-	1,017,370
Total Expenses	-	749,876	-	-	1,009,554	-	-	956,211
Net Income	-	239,392	-	-	(7,285)	-	-	61,159
Actual Student Enrollment	-	190	-	-	190	-	-	190

	Prior Year Actual 2016-17 Revenue Per Pupil	1st Quarter - 7/1 - 9/30			2nd Quarter - 10/1 - 12/31			3rd Q
		Original Budget	Revised Budget	Variance	Original Budget	Revised Budget	Variance	Original Budget
Payroll Taxes		23,888		-	39,747		-	39,747
Fringe / Employee Benefits		110,678		-	113,421		-	113,421
Retirement / Pension				=			=	
TOTAL PAYROLL TAXES AND BENEFITS	-	134,566	-	-	153,168	-	-	153,168
TOTAL PERSONNEL SERVICE COSTS	34.50	452,182	-	-	672,765	-	-	672,765
CONTRACTED SERVICES								
Accounting / Audit		-		-	-		-	-
Legal		1,250		-	1,250		-	1,250
Management Company Fee		55,203		-	110,406		-	55,203
Nurse Services		-		-	-		-	-
Food Service / School Lunch		-		-	-		-	-
Payroll Services		1,875		-	1,875		-	1,875
Special Ed Services		3,750		-	3,750		-	3,750
Titlement Services (i.e. Title I)		-		-	-		-	-
Other Purchased / Professional / Consulting		<u>32,980</u>		=	<u>32,580</u>		=	<u>32,970</u>
TOTAL CONTRACTED SERVICES	-	95,058	-	-	149,861	-	-	95,048

STOREFRONT ACADEMY CHARTER SCHOOL
Budget / Operating Plan
2017-18

	-	989,269	-	-	1,002,269	-	-	1,017,370
Total Revenue								
Total Expenses								
Net Income								
Actual Student Enrollment								
	Prior Year Actual 2016-17 Revenue Per Pupil	1st Quarter - 7/1 - 9/30			2nd Quarter - 10/1 - 12/31			3rd Q
		Original Budget	Revised Budget	Variance	Original Budget	Revised Budget	Variance	Original Budget
SCHOOL OPERATIONS								
Board Expenses		250		-	250		-	250
Classroom / Teaching Supplies & Materials		9,250		-	5,250		-	5,250
Special Ed Supplies & Materials		-		-	-		-	-
Textbooks / Workbooks		15,125		-	4,125		-	4,125
Supplies & Materials other		-		-	-		-	-
Equipment / Furniture		2,250		-	2,250		-	2,250
Telephone		6,000		-	6,000		-	6,000
Technology		4,375		-	4,375		-	4,375
Student Testing & Assessment		555		-	1,665		-	1,665
Field Trips		1,250		-	3,750		-	3,750
Transportation (student)		-		-	-		-	-
Student Services - other		5,000		-	-		-	-
Office Expense		3,250		-	3,250		-	3,250
Staff Development		9,250		-	5,250		-	6,250
Staff Recruitment		750		-	750		-	750
Student Recruitment / Marketing		1,000		-	1,000		-	1,500
School Meals / Lunch		500		-	1,500		-	1,500
Travel (Staff)		4,600		-	1,800		-	1,800
Fundraising		-		-	-		-	-
Other		8,405		-	1,895		-	1,905
TOTAL SCHOOL OPERATIONS	-	71,810	-	-	43,110	-	-	44,620
FACILITY OPERATION & MAINTENANCE								
Insurance		8,750		-	8,750		-	8,750
Janitorial		-		-	-		-	-
Building and Land Rent / Lease / Facility Finance Interest		81,506.00		-	81,498		-	81,498
Repairs & Maintenance		10,000		-	10,000		-	10,000
Equipment / Furniture		-		-	-		-	-
Security		6,500		-	19,500		-	19,500
Utilities		11,250		-	11,250		-	11,250
TOTAL FACILITY OPERATION & MAINTENANCE	-	118,006	-	-	130,998	-	-	130,998
DEPRECIATION & AMORTIZATION		12,820		-	12,820		-	12,780
RESERVES / CONTINGENCY				-			-	

STOREFRONT ACADEMY CHARTER SCHOOL
Budget / Operating Plan
2017-18

Total Revenue	-	989,269	-	-	1,002,269	-	-	1,017,370
Total Expenses	-	749,876	-	-	1,009,554	-	-	956,211
Net Income	-	239,392	-	-	(7,285)	-	-	61,159
Actual Student Enrollment	-	190	-	-	190	-	-	190
	Prior Year Actual	1st Quarter - 7/1 - 9/30			2nd Quarter - 10/1 - 12/31			3rd Q
	2016-17	Original	Revised		Original	Revised		Original
	Revenue Per	Budget	Budget	Variance	Budget	Budget	Variance	Budget
	Pupil							
TOTAL EXPENSES	-	749,876	-	-	1,009,554	-	-	956,211
NET INCOME	-	239,392	-	-	(7,285)	-	-	61,159

STOREFRONT ACADEMY CHARTER SCHOOL
Budget / Operating Plan
2017-18

Total Revenue	-	989,269	-	-	1,002,269	-	-	1,017,370
Total Expenses	-	749,876	-	-	1,009,554	-	-	956,211
Net Income	-	239,392	-	-	(7,285)	-	-	61,159
Actual Student Enrollment	-	190	-	-	190	-	-	190

	Prior Year Actual 2016-17 Revenue Per Pupil	1st Quarter - 7/1 - 9/30			2nd Quarter - 10/1 - 12/31			3rd Q Original Budget
		Original Budget	Revised Budget	Variance	Original Budget	Revised Budget	Variance	

ENROLLMENT - *School Districts Are Linked To Above Entries*

Number of Districts:	-	1	-	-	1	-	-	1
NYC CHANCELLOR'S OFFICE	-	190	-	-	190	-	-	190
-	-	-	-	-	-	-	-	-
-	-	-	-	-	-	-	-	-
-	-	-	-	-	-	-	-	-
-	-	-	-	-	-	-	-	-
-	-	-	-	-	-	-	-	-
-	-	-	-	-	-	-	-	-
-	-	-	-	-	-	-	-	-
-	-	-	-	-	-	-	-	-
-	-	-	-	-	-	-	-	-
-	-	-	-	-	-	-	-	-
-	-	-	-	-	-	-	-	-
-	-	-	-	-	-	-	-	-
-	-	-	-	-	-	-	-	-
-	-	-	-	-	-	-	-	-
-	-	-	-	-	-	-	-	-
-	-	-	-	-	-	-	-	-
-	-	-	-	-	-	-	-	-
ALL OTHER School Districts: (Weighted Avg)	-	-	-	-	-	-	-	-
TOTAL ENROLLMENT	=	190	=	=	190	=	=	190
REVENUE PER PUPIL	=	5,207	=	=	5,275	=	=	5,355
EXPENSES PER PUPIL	-	3,947	-	=	5,313	-	=	5,033

Total Revenue	-	-	1,010,266	-	-
Total Expenses	-	-	1,269,105	-	-
Net Income	-	-	(258,839)	-	-
Actual Student Enrollment	-	-	190	-	-
	Quarter - 1/1 - 3/31		4th Quarter - 4/1 - 6/30		
	Revised Budget	Variance	Original Budget	Revised Budget	Variance
Grants					
Charter School Program (CSP) Planning & Implementation		-			-
Other		-			-
Other		-			-
TOTAL REVENUE FROM FEDERAL SOURCES	-	-	27,500	-	-
LOCAL and OTHER REVENUE					
Contributions and Donations		-			-
Fundraising		-			-
Erate Reimbursement		-			-
Earnings on Investments		-			-
Interest Income		-	5		-
Food Service (Income from meals)		-			-
Text Book		-			-
OTHER		-			-
TOTAL REVENUE FROM LOCAL and OTHER SOURCES	-	-	5	-	-
TOTAL REVENUE	-	-	1,010,266	-	-

Total Revenue		-	-	1,010,266	-	-
Total Expenses		-	-	1,269,105	-	-
Net Income		-	-	(258,839)	-	-
Actual Student Enrollment		-	-	190	-	-
		Quarter - 1/1 - 3/31		4th Quarter - 4/1 - 6/30		
		Revised		Original	Revised	
		Budget	Variance	Budget	Budget	Variance
EXPENSES						
ADMINISTRATIVE STAFF PERSONNEL COSTS		Avg. No. of Positions				
Executive Management	-		-			-
Instructional Management	3.00		-	77,500		-
Deans, Directors & Coordinators	2.00		-	40,000		-
CFO / Director of Finance	-		-			-
Operation / Business Manager	2.00		-	31,250		-
Administrative Staff	<u>3.00</u>		-	<u>32,250</u>		-
TOTAL ADMINISTRATIVE STAFF	10.00	-	-	181,000	-	-
INSTRUCTIONAL PERSONNEL COSTS						
Teachers - Regular	10.00		-	200,331		-
Teachers - SPED	4.00		-	97,963		-
Substitute Teachers	-		-	-		-
Teaching Assistants	-		-	-		-
Specialty Teachers	5.00		-	125,318		-
Aides	-		-	-		-
Therapists & Counselors	2.00		-	53,839		-
Other	-		-	<u>27,500</u>		-
TOTAL INSTRUCTIONAL	21.00	-	-	504,951	-	-
NON-INSTRUCTIONAL PERSONNEL COSTS						
Nurse	-		-			-
Librarian	-		-			-
Custodian	2.50		-	27,625		-
Security	-		-			-
Other	<u>1.00</u>		-	<u>7,997</u>		-
TOTAL NON-INSTRUCTIONAL	3.50	-	-	35,622	-	-
SUBTOTAL PERSONNEL SERVICE COSTS	34.50	-	-	721,573	-	-
PAYROLL TAXES AND BENEFITS						

Total Revenue		-	-	1,010,266	-	-
Total Expenses		-	-	1,269,105	-	-
Net Income		-	-	(258,839)	-	-
Actual Student Enrollment		-	-	190	-	-
		Quarter - 1/1 - 3/31		4th Quarter - 4/1 - 6/30		
		Revised Budget	Variance	Original Budget	Revised Budget	Variance
Payroll Taxes			-	55,614		-
Fringe / Employee Benefits			-	116,180		-
Retirement / Pension			-			-
TOTAL PAYROLL TAXES AND BENEFITS		-	-	171,794	-	-
TOTAL PERSONNEL SERVICE COSTS				893,367		-
	34.50					
CONTRACTED SERVICES						
Accounting / Audit			-	23,000		-
Legal			-	1,250		-
Management Company Fee			-	110,404		-
Nurse Services			-	-		-
Food Service / School Lunch			-	-		-
Payroll Services			-	1,875		-
Special Ed Services			-	3,750		-
Titlement Services (i.e. Title I)			-	-		-
Other Purchased / Professional / Consulting			-	32,970		-
TOTAL CONTRACTED SERVICES		-	-	173,249	-	-

Total Revenue	-	-	1,010,266	-	-
Total Expenses	-	-	1,269,105	-	-
Net Income	-	-	(258,839)	-	-
Actual Student Enrollment	-	-	190	-	-
	Quarter - 1/1 - 3/31		4th Quarter - 4/1 - 6/30		
	Revised Budget	Variance	Original Budget	Revised Budget	Variance
SCHOOL OPERATIONS					
Board Expenses		-	250		-
Classroom / Teaching Supplies & Materials		-	5,250		-
Special Ed Supplies & Materials		-	-		-
Textbooks / Workbooks		-	19,226		-
Supplies & Materials other		-	-		-
Equipment / Furniture		-	2,250		-
Telephone		-	6,000		-
Technology		-	4,375		-
Student Testing & Assessment		-	1,665		-
Field Trips		-	3,750		-
Transportation (student)		-	-		-
Student Services - other		-	-		-
Office Expense		-	3,250		-
Staff Development		-	5,250		-
Staff Recruitment		-	750		-
Student Recruitment / Marketing		-	1,500		-
School Meals / Lunch		-	1,500		-
Travel (Staff)		-	1,800		-
Fundraising		-	-		-
Other		-	<u>1,895</u>		-
TOTAL SCHOOL OPERATIONS	-	-	58,711	-	-
FACILITY OPERATION & MAINTENANCE					
Insurance		-	8,750		-
Janitorial		-	-		-
Building and Land Rent / Lease / Facility Finance Interest		-	81,498		-
Repairs & Maintenance		-	10,000		-
Equipment / Furniture		-	-		-
Security		-	19,500		-
Utilities		-	<u>11,250</u>		-
TOTAL FACILITY OPERATION & MAINTENANCE	-	-	130,998	-	-
DEPRECIATION & AMORTIZATION		-	12,780		-
RESERVES / CONTINGENCY		-			-

Total Revenue	-	-	1,010,266	-	-
Total Expenses	-	-	1,269,105	-	-
Net Income	-	-	(258,839)	-	-
Actual Student Enrollment	-	-	190	-	-
	Quarter - 1/1 - 3/31		4th Quarter - 4/1 - 6/30		
	Revised Budget	Variance	Original Budget	Revised Budget	Variance
TOTAL EXPENSES	-	-	<u>1,269,105</u>	-	-
NET INCOME	-	-	<u>(258,839)</u>	-	-

STOREFRONT ACADEMY CHARTER SCHOOL
Budget / Operating Plan

2017-18

Total Revenue	4,019,172	4,019,172	-	4,019,172	4,019,172
Total Expenses	3,984,745	3,984,745	-	(3,984,745)	(3,984,745)
Net Income	34,427	34,427	-	34,427	34,427
Actual Student Enrollment					

	Total Year			VARIANCE	
	Original Budget	Revised Budget	Variance	Original Budget vs. PY Budget	Revised Budget vs. PY Budget

DESCRIPTION OF ASSUMPTIONS

REVENUE

REVENUES FROM STATE SOURCES

Per Pupil Revenue

2017-18
Per Pupil Rate

NYC CHANCELLOR'S OFFICE	14,527	2,760,130	2,760,130	-	2,760,130	2,760,130
-	-	-	-	-	-	-
-	-	-	-	-	-	-
-	-	-	-	-	-	-
-	-	-	-	-	-	-
-	-	-	-	-	-	-
-	-	-	-	-	-	-
-	-	-	-	-	-	-
-	-	-	-	-	-	-
-	-	-	-	-	-	-
-	-	-	-	-	-	-
-	-	-	-	-	-	-
-	-	-	-	-	-	-
-	-	-	-	-	-	-
-	-	-	-	-	-	-
-	-	-	-	-	-	-
-	-	-	-	-	-	-
-	-	-	-	-	-	-
-	-	-	-	-	-	-
-	-	-	-	-	-	-
-	-	-	-	-	-	-
-	-	-	-	-	-	-
ALL OTHER School Districts: (Weighted Avg)	-	-	-	-	-	-
TOTAL Per Pupil Revenue (Weighted Average Per Pupil Funding)	14,527	2,760,130	2,760,130	-	2,760,130	2,760,130
Special Education Revenue		342,882	342,882	-	342,882	342,882
Grants						
Stimulus		-	-	-	-	-
DYCD (Department of Youth and Community Development)		-	-	-	-	-
Other		-	-	-	-	-
NYC DoE Rental Assistance		828,039	828,039	-	828,039	828,039
Other		-	-	-	-	-
TOTAL REVENUE FROM STATE SOURCES		3,931,051	3,931,051	-	3,931,051	3,931,051

REVENUE FROM FEDERAL FUNDING

IDEA Special Needs		8,000	8,000	-	8,000	8,000
Title I		60,000	60,000	-	60,000	60,000
Title Funding - Other		5,000	5,000	-	5,000	5,000
School Food Service (Free Lunch)		-	-	-	-	-

STOREFRONT ACADEMY CHARTER SCHOOL
Budget / Operating Plan

2017-18

Total Revenue	4,019,172	4,019,172	-	4,019,172	4,019,172
Total Expenses	3,984,745	3,984,745	-	(3,984,745)	(3,984,745)
Net Income	34,427	34,427	-	34,427	34,427

Actual Student Enrollment

	Total Year			VARIANCE	
	Original Budget	Revised Budget	Variance	Original Budget vs. PY Budget	Revised Budget vs. PY Budget
Grants					
Charter School Program (CSP) Planning & Implementation	-	-	-	-	-
Other	-	-	-	-	-
Other	-	-	-	-	-
TOTAL REVENUE FROM FEDERAL SOURCES	73,000	73,000	-	73,000	73,000
LOCAL and OTHER REVENUE					
Contributions and Donations	-	-	-	-	-
Fundraising	-	-	-	-	-
Erate Reimbursement	-	-	-	-	-
Earnings on Investments	-	-	-	-	-
Interest Income	20	20	-	20	20
Food Service (Income from meals)	-	-	-	-	-
Text Book	15,101	15,101	-	15,101	15,101
OTHER	-	-	-	-	-
TOTAL REVENUE FROM LOCAL and OTHER SOURCES	15,121	15,121	-	15,121	15,121
TOTAL REVENUE	4,019,172	4,019,172	-	4,019,172	4,019,172

DESCRIPTION OF ASSUMPTIONS

STOREFRONT ACADEMY CHARTER SCHOOL
Budget / Operating Plan
2017-18

Total Revenue	4,019,172	4,019,172	-	4,019,172	4,019,172
Total Expenses	3,984,745	3,984,745	-	(3,984,745)	(3,984,745)
Net Income	34,427	34,427	-	34,427	34,427
Actual Student Enrollment					

	Total Year			VARIANCE	
	Original Budget	Revised Budget	Variance	Original Budget vs. PY Budget	Revised Budget vs. PY Budget

DESCRIPTION OF ASSUMPTIONS

EXPENSES

ADMINISTRATIVE STAFF PERSONNEL COSTS

Avg. No. of Positions

Executive Management	-	-	-	-	-
Instructional Management	3.00	310,000	310,000	-	(310,000)
Deans, Directors & Coordinators	2.00	160,000	160,000	-	(160,000)
CFO / Director of Finance	-	-	-	-	-
Operation / Business Manager	2.00	125,000	125,000	-	(125,000)
Administrative Staff	3.00	129,000	129,000	-	(129,000)
TOTAL ADMINISTRATIVE STAFF	10.00	724,000	724,000	-	(724,000)

INSTRUCTIONAL PERSONNEL COSTS

Teachers - Regular	10.00	480,794	480,794	-	(480,794)
Teachers - SPED	4.00	235,112	235,112	-	(235,112)
Substitute Teachers	-	-	-	-	-
Teaching Assistants	-	-	-	-	-
Specialty Teachers	5.00	300,762	300,762	-	(300,762)
Aides	-	-	-	-	-
Therapists & Counselors	2.00	129,214	129,214	-	(129,214)
Other	-	66,000	66,000	-	(66,000)
TOTAL INSTRUCTIONAL	21.00	1,211,882	1,211,882	-	(1,211,882)

NON-INSTRUCTIONAL PERSONNEL COSTS

Nurse	-	-	-	-	-
Librarian	-	-	-	-	-
Custodian	2.50	110,500	110,500	-	(110,500)
Security	-	-	-	-	-
Other	1.00	32,000	32,000	-	(32,000)
TOTAL NON-INSTRUCTIONAL	3.50	142,500	142,500	-	(142,500)

SUBTOTAL PERSONNEL SERVICE COSTS

	34.50	2,078,382	2,078,382	-	(2,078,382)
--	-------	-----------	-----------	---	-------------

PAYROLL TAXES AND BENEFITS

STOREFRONT ACADEMY CHARTER SCHOOL
Budget / Operating Plan
2017-18

Total Revenue	4,019,172	4,019,172	-	4,019,172	4,019,172
Total Expenses	3,984,745	3,984,745	-	(3,984,745)	(3,984,745)
Net Income	34,427	34,427	-	34,427	34,427
Actual Student Enrollment					
	Total Year			VARIANCE	
	Original Budget	Revised Budget	Variance	Original Budget vs. PY Budget	Revised Budget vs. PY Budget
Payroll Taxes	158,996	158,996	-	(158,996)	(158,996)
Fringe / Employee Benefits	453,700	453,700	-	(453,700)	(453,700)
Retirement / Pension	-	-	-	-	-
TOTAL PAYROLL TAXES AND BENEFITS	612,696	612,696	-	(612,696)	(612,696)
TOTAL PERSONNEL SERVICE COSTS	2,691,078	2,691,078	-	(2,691,078)	(2,691,078)
CONTRACTED SERVICES					
Accounting / Audit	23,000	23,000	-	(23,000)	(23,000)
Legal	5,000	5,000	-	(5,000)	(5,000)
Management Company Fee	331,216	331,216	-	(331,216)	(331,216)
Nurse Services	-	-	-	-	-
Food Service / School Lunch	-	-	-	-	-
Payroll Services	7,500	7,500	-	(7,500)	(7,500)
Special Ed Services	15,000	15,000	-	(15,000)	(15,000)
Titlement Services (i.e. Title I)	-	-	-	-	-
Other Purchased / Professional / Consulting	<u>131,500</u>	<u>131,500</u>	<u>-</u>	<u>(131,500)</u>	<u>(131,500)</u>
TOTAL CONTRACTED SERVICES	513,216	513,216	-	(513,216)	(513,216)

DESCRIPTION OF ASSUMPTIONS

STOREFRONT ACADEMY CHARTER SCHOOL
Budget / Operating Plan

2017-18

Total Revenue	4,019,172	4,019,172	-	4,019,172	4,019,172
Total Expenses	3,984,745	3,984,745	-	(3,984,745)	(3,984,745)
Net Income	34,427	34,427	-	34,427	34,427

Actual Student Enrollment

	Total Year			VARIANCE	
	Original Budget	Revised Budget	Variance	Original Budget vs. PY Budget	Revised Budget vs. PY Budget

DESCRIPTION OF ASSUMPTIONS

SCHOOL OPERATIONS

Board Expenses	1,000	1,000	-	(1,000)	(1,000)
Classroom / Teaching Supplies & Materials	25,000	25,000	-	(25,000)	(25,000)
Special Ed Supplies & Materials	-	-	-	-	-
Textbooks / Workbooks	42,601	42,601	-	(42,601)	(42,601)
Supplies & Materials other	-	-	-	-	-
Equipment / Furniture	9,000	9,000	-	(9,000)	(9,000)
Telephone	24,000	24,000	-	(24,000)	(24,000)
Technology	17,500	17,500	-	(17,500)	(17,500)
Student Testing & Assessment	5,550	5,550	-	(5,550)	(5,550)
Field Trips	12,500	12,500	-	(12,500)	(12,500)
Transportation (student)	-	-	-	-	-
Student Services - other	5,000	5,000	-	(5,000)	(5,000)
Office Expense	13,000	13,000	-	(13,000)	(13,000)
Staff Development	26,000	26,000	-	(26,000)	(26,000)
Staff Recruitment	3,000	3,000	-	(3,000)	(3,000)
Student Recruitment / Marketing	5,000	5,000	-	(5,000)	(5,000)
School Meals / Lunch	5,000	5,000	-	(5,000)	(5,000)
Travel (Staff)	10,000	10,000	-	(10,000)	(10,000)
Fundraising	-	-	-	-	-
Other	<u>14,100</u>	<u>14,100</u>	-	(14,100)	(14,100)
TOTAL SCHOOL OPERATIONS	218,251	218,251	-	(218,251)	(218,251)

FACILITY OPERATION & MAINTENANCE

Insurance	35,000	35,000	-	(35,000)	(35,000)
Janitorial	-	-	-	-	-
Building and Land Rent / Lease / Facility Finance Interest	326,000	326,000	-	(326,000)	(326,000)
Repairs & Maintenance	40,000	40,000	-	(40,000)	(40,000)
Equipment / Furniture	-	-	-	-	-
Security	65,000	65,000	-	(65,000)	(65,000)
Utilities	<u>45,000</u>	<u>45,000</u>	-	(45,000)	(45,000)
TOTAL FACILITY OPERATION & MAINTENANCE	511,000	511,000	-	(511,000)	(511,000)

DEPRECIATION & AMORTIZATION

	51,200	51,200	-	(51,200)	(51,200)
--	--------	--------	---	----------	----------

RESERVES / CONTINGENCY

	-	-	-	-	-
--	---	---	---	---	---

STOREFRONT ACADEMY CHARTER SCHOOL
Budget / Operating Plan
2017-18

Total Revenue	4,019,172	4,019,172	-	4,019,172	4,019,172
Total Expenses	3,984,745	3,984,745	-	(3,984,745)	(3,984,745)
Net Income	34,427	34,427	-	34,427	34,427
Actual Student Enrollment					
	Total Year			VARIANCE	
	Original Budget	Revised Budget	Variance	Original Budget vs. PY Budget	Revised Budget vs. PY Budget
TOTAL EXPENSES	<u>3,984,745</u>	<u>3,984,745</u>	-	<u>(3,984,745)</u>	<u>(3,984,745)</u>
NET INCOME	<u>34,427</u>	<u>34,427</u>	-	<u>34,427</u>	<u>34,427</u>

DESCRIPTION OF ASSUMPTIONS

STOREFRONT ACADEMY CHARTER SCHOOL
Budget / Operating Plan

2017-18

Total Revenue	4,019,172	4,019,172	-	4,019,172	4,019,172
Total Expenses	3,984,745	3,984,745	-	(3,984,745)	(3,984,745)
Net Income	34,427	34,427	-	34,427	34,427
Actual Student Enrollment					

Total Year

VARIANCE

Original Budget	Revised Budget	Variance	Original Budget vs. PY Budget	Revised Budget vs. PY Budget
--------------------	-------------------	----------	-------------------------------------	------------------------------------

DESCRIPTION OF ASSUMPTIONS

ENROLLMENT - *School Districts Are Linked To Above Entries*

Number of Districts:

NYC CHANCELLOR'S OFFICE

-
-
-
-
-
-
-
-
-
-
-
-
-
-
-
-
-
-
-
-

ALL OTHER School Districts: (Weighted Avg)

TOTAL ENROLLMENT

REVENUE PER PUPIL

EXPENSES PER PUPIL

**STOREFRONT ACADEMY CHARTER SCHOOL
BALANCE SHEET
2017-18**

	<u>Prior Year</u>	Q1	Q2	Q3	Q4
	<u>2016-17</u>	<u>As of 9/30</u>	<u>As of 12/31</u>	<u>As of 3/31</u>	<u>As of 6/30</u>
<u>ASSETS</u>					
<u>CURRENT ASSETS</u>					
Cash and cash equivalents	-	-	-	-	-
Grants and contracts receivable	-	-	-	-	-
Accounts receivables	-	-	-	-	-
Prepaid Expenses	-	-	-	-	-
Contributions and other receivables	-	-	-	-	-
TOTAL CURRENT ASSETS	-	-	-	-	-
<u>PROPERTY, BUILDING AND EQUIPMENT, net</u>	-	-	-	-	-
<u>OTHER ASSETS</u>	-	-	-	-	-
TOTAL ASSETS	-	-	-	-	-
<u>LIABILITIES AND NET ASSETS</u>					
<u>CURRENT LIABILITIES</u>					
Accounts payable and accrued expenses	-	-	-	-	-
Accrued payroll and benefits	-	-	-	-	-
Deferred Revenue	-	-	-	-	-
Current maturities of long-term debt	-	-	-	-	-
Short Term Debt - Bonds, Notes Payable	-	-	-	-	-
Other	-	-	-	-	-
TOTAL CURRENT LIABILITIES	-	-	-	-	-
<u>LONG-TERM DEBT and NOTES PAYABLE, net current maturities</u>	-	-	-	-	-
TOTAL LIABILITIES	-	-	-	-	-
<u>NET ASSETS</u>					
Unrestricted	-	-	-	-	-
Temporarily restricted	-	-	-	-	-
TOTAL NET ASSETS	-	-	-	-	-
TOTAL LIABILITIES AND NET ASSETS	-	-	-	-	-

Total Revenue	-	989,269	-	-	1,002,269	-	-
Total Expenses	-	749,876	-	-	1,009,554	-	-
Net Income	-	239,392	-	-	(7,285)	-	-
Actual Student Enrollment	-	190	-	-	190	-	-

*NOTE: Enrollment, Revenue and Expenditure Data IN the 'Total and Variance Analysis' Section is Based on LAST ACTUAL Quarter Completed	1st Quarter - 7/1 - 9/30			2nd Quarter - 10/1 - 12/31			3rd Quarter
	Actual	Current Budget	Variance	Actual	Current Budget	Variance	Actual
	Other		-	-		-	-
Other		-	-		-	-	
TOTAL REVENUE FROM FEDERAL SOURCES	-	6,500	-	-	19,500	-	-
LOCAL and OTHER REVENUE							
Contributions and Donations		-	-		-	-	
Fundraising		-	-		-	-	
Erate Reimbursement		-	-		-	-	
Earnings on Investments		-	-		-	-	
Interest Income		5	-		5	-	
Food Service (Income from meals)		-	-		-	-	
Text Book		-	-		-	-	
OTHER		-	-		-	-	
TOTAL REVENUE FROM LOCAL and OTHER SOURCES	-	5	-	-	5	-	-
TOTAL REVENUE	-	989,269	-	-	1,002,269	-	-

Total Revenue	-	989,269	-	-	1,002,269	-	-
Total Expenses	-	749,876	-	-	1,009,554	-	-
Net Income	-	239,392	-	-	(7,285)	-	-
Actual Student Enrollment	-	190	-	-	190	-	-

<p>*NOTE: Enrollment, Revenue and Expenditure Data IN the 'Total and Variance Analysis' Section is Based on LAST ACTUAL Quarter Completed</p>	1st Quarter - 7/1 - 9/30			2nd Quarter - 10/1 - 12/31			3rd Quarter
	Actual	Current Budget	Variance	Actual	Current Budget	Variance	Actual

EXPENSES

Quarter 0

	No. of Positions	Actual	Current Budget	Variance	Actual	Current Budget	Variance	Actual
ADMINISTRATIVE STAFF PERSONNEL COSTS								
Executive Management	-		-	-		-	-	
Instructional Management	-		77,500	-		77,500	-	
Deans, Directors & Coordinators	-		40,000	-		40,000	-	
CFO / Director of Finance	-		-	-		-	-	
Operation / Business Manager	-		31,250	-		31,250	-	
Administrative Staff	-		32,250	-		32,250	-	
TOTAL ADMINISTRATIVE STAFF	-	-	181,000	-	-	181,000	-	-
INSTRUCTIONAL PERSONNEL COSTS								
Teachers - Regular	-		40,066	-		120,199	-	
Teachers - SPED	-		19,593	-		58,778	-	
Substitute Teachers	-		-	-		-	-	
Teaching Assistants	-		-	-		-	-	
Specialty Teachers	-		25,064	-		75,191	-	
Aides	-		-	-		-	-	
Therapists & Counselors	-		10,768	-		32,303	-	
Other	-		5,500	-		16,500	-	
TOTAL INSTRUCTIONAL	-	-	100,990	-	-	302,971	-	-
NON-INSTRUCTIONAL PERSONNEL COSTS								
Nurse	-		-	-		-	-	
Librarian	-		-	-		-	-	
Custodian	-		27,625	-		27,625	-	
Security	-		-	-		-	-	
Other	-		8,001	-		8,001	-	
TOTAL NON-INSTRUCTIONAL	-	-	35,626	-	-	35,626	-	-
SUBTOTAL PERSONNEL SERVICE COSTS	-	-	317,616	-	-	519,597	-	-
PAYROLL TAXES AND BENEFITS								
Payroll Taxes			23,888	-		39,747	-	
Fringe / Employee Benefits			110,678	-		113,421	-	
Retirement / Pension			-	-		-	-	
TOTAL PAYROLL TAXES AND BENEFITS			134,566	-		153,168	-	

STOREFRONT ACADEMY CHARTER

Budget / Operating Plan

2017-18

Total Revenue	-	989,269	-	-	1,002,269	-	-
Total Expenses	-	749,876	-	-	1,009,554	-	-
Net Income	-	239,392	-	-	(7,285)	-	-
Actual Student Enrollment	-	190	-	-	190	-	-

	1st Quarter - 7/1 - 9/30			2nd Quarter - 10/1 - 12/31			3rd Quarter	
	*NOTE: Enrollment, Revenue and Expenditure Data IN the 'Total and Variance Analysis' Section is Based on LAST ACTUAL Quarter Completed							
	Actual	Current Budget	Variance	Actual	Current Budget	Variance		Actual
TOTAL PERSONNEL SERVICE COSTS	-	452,182	-	-	672,765	-	-	
CONTRACTED SERVICES								
Accounting / Audit		-	-		-	-		
Legal		1,250	-		1,250	-		
Management Company Fee		55,203	-		110,406	-		
Nurse Services		-	-		-	-		
Food Service / School Lunch		-	-		-	-		
Payroll Services		1,875	-		1,875	-		
Special Ed Services		3,750	-		3,750	-		
Titlement Services (i.e. Title I)		-	-		-	-		
Other Purchased / Professional / Consulting		32,980	-		32,580	-		
TOTAL CONTRACTED SERVICES	-	95,058	-	-	149,861	-	-	

STOREFRONT ACADEMY CHARTER

Budget / Operating Plan

2017-18

Total Revenue	-	989,269	-	-	1,002,269	-	-
Total Expenses	-	749,876	-	-	1,009,554	-	-
Net Income	-	239,392	-	-	(7,285)	-	-
Actual Student Enrollment	-	190	-	-	190	-	-

*NOTE: Enrollment, Revenue and Expenditure Data IN the 'Total and Variance Analysis' Section is Based on LAST ACTUAL Quarter Completed	1st Quarter - 7/1 - 9/30			2nd Quarter - 10/1 - 12/31			3rd Quarter
	Actual	Current Budget	Variance	Actual	Current Budget	Variance	Actual

SCHOOL OPERATIONS

Board Expenses		250	-		250	-	
Classroom / Teaching Supplies & Materials		9,250	-		5,250	-	
Special Ed Supplies & Materials		-	-		-	-	
Textbooks / Workbooks		15,125	-		4,125	-	
Supplies & Materials other		-	-		-	-	
Equipment / Furniture		2,250	-		2,250	-	
Telephone		6,000	-		6,000	-	
Technology		4,375	-		4,375	-	
Student Testing & Assessment		555	-		1,665	-	
Field Trips		1,250	-		3,750	-	
Transportation (student)		-	-		-	-	
Student Services - other		5,000	-		-	-	
Office Expense		3,250	-		3,250	-	
Staff Development		9,250	-		5,250	-	
Staff Recruitment		750	-		750	-	
Student Recruitment / Marketing		1,000	-		1,000	-	
School Meals / Lunch		500	-		1,500	-	
Travel (Staff)		4,600	-		1,800	-	
Fundraising		-	-		-	-	
Other		8,405	-		1,895	-	
TOTAL SCHOOL OPERATIONS		-	71,810	-	-	43,110	-

FACILITY OPERATION & MAINTENANCE

Insurance		8,750	-		8,750	-	
Janitorial		-	-		-	-	
Building and Land Rent / Lease / Facility Finance Interest		81,506	-		81,498	-	
Repairs & Maintenance		10,000	-		10,000	-	
Equipment / Furniture		-	-		-	-	
Security		6,500	-		19,500	-	
Utilities		11,250	-		11,250	-	
TOTAL FACILITY OPERATION & MAINTENANCE		-	118,006	-	-	130,998	-

DEPRECIATION & AMORTIZATION

		12,820	-		12,820	-	
--	--	--------	---	--	--------	---	--

RESERVES / CONTINGENCY

		-	-		-	-	
--	--	---	---	--	---	---	--

2017-18

Total Revenue	-	989,269	-	-	1,002,269	-	-
Total Expenses	-	749,876	-	-	1,009,554	-	-
Net Income	-	239,392	-	-	(7,285)	-	-
Actual Student Enrollment	-	190	-	-	190	-	-

*NOTE: Enrollment, Revenue and Expenditure Data IN the 'Total and Variance Analysis' Section is Based on LAST ACTUAL Quarter Completed	1st Quarter - 7/1 - 9/30			2nd Quarter - 10/1 - 12/31			3rd Quarter
	Actual	Current Budget	Variance	Actual	Current Budget	Variance	Actual
	TOTAL EXPENSES	-	749,876	-	-	1,009,554	-
NET INCOME	-	239,392	-	-	(7,285)	-	-

2017-18
STOREFRONT ACADEMY CHARTER
Budget / Operating Plan

2017-18

Total Revenue	-	989,269	-	-	1,002,269	-	-
Total Expenses	-	749,876	-	-	1,009,554	-	-
Net Income	-	239,392	-	-	(7,285)	-	-
Actual Student Enrollment	-	190	-	-	190	-	3rd C

	1st Quarter - 7/1 - 9/30			2nd Quarter - 10/1 - 12/31			3rd C
*NOTE: Enrollment, Revenue and Expenditure Data IN the 'Total and Variance Analysis' Section is Based on LAST ACTUAL Quarter Completed	Actual	Current Budget	Variance	Actual	Current Budget	Variance	Actual

ENROLLMENT - *School Districts Are Linked To Above Entries*							
NYC CHANCELLOR'S OFFICE	-	190	-	-	190	-	-
-	-		-	-		-	-
-	-		-	-		-	-
-	-		-	-		-	-
-	-		-	-		-	-
-	-		-	-		-	-
-	-		-	-		-	-
-	-		-	-		-	-
-	-		-	-		-	-
-	-		-	-		-	-
-	-		-	-		-	-
-	-		-	-		-	-
-	-		-	-		-	-
-	-		-	-		-	-
-	-		-	-		-	-
-	-		-	-		-	-
-	-		-	-		-	-
-	-		-	-		-	-
-	-		-	-		-	-
-	-		-	-		-	-
-	-		-	-		-	-
ALL OTHER School Districts: (Count = 0)	-		-	-		-	-
TOTAL ENROLLMENT	-	190	-	-	190	-	-
REVENUE PER PUPIL	-	5,207	-	-	5,275	-	-
EXPENSES PER PUPIL	-	3,947	-	-	5,313	-	-

**ER SCHOOL
n**

Total Revenue	1,017,370	-	-	1,010,266	-
Total Expenses	956,211	-	-	1,269,105	-
Net Income	61,159	-	-	(258,839)	-
Actual Student Enrollment	190	-	-	190	-

*NOTE: Enrollment, Revenue and Expenditure Data IN the 'Total and Variance Analysis' Section is Based on LAST ACTUAL Quarter Completed	Quarter - 1/1 - 3/31		4th Quarter - 4/1 - 6/30		
	Current Budget	Variance	Actual	Current Budget	Variance

REVENUE

REVENUES FROM STATE SOURCES

Per Pupil Revenue

CY Per Pupil Rate

NYC CHANCELLOR'S OFFICE

14,527

690,033

-

690,033

-

-

-

-

-

-

-

-

-

-

-

-

-

-

-

-

-

-

-

-

-

-

-

-

-

-

-

-

-

-

-

-

-

-

-

-

-

-

-

-

-

-

-

-

-

-

-

-

-

-

-

-

-

-

-

-

-

-

-

-

-

-

-

-

-

-

-

-

-

-

-

-

-

ALL OTHER School Districts: (Count = 0)

-

-

-

-

-

TOTAL Per Pupil Revenue (Weighted Average Per Pupil Funding)

14,527

690,033

-

690,033

-

Special Education Revenue

85,722

-

85,716

-

Grants

Stimulus

-

-

-

-

DYCD (Department of Youth and Community Development)

-

-

-

-

Other

-

-

-

-

NYC DoE Rental Assistance

207,009

-

207,012

-

Other

-

-

-

-

TOTAL REVENUE FROM STATE SOURCES

982,764

-

982,761

-

REVENUE FROM FEDERAL FUNDING

IDEA Special Needs

-

-

8,000

-

Title I

18,000

-

18,000

-

Title Funding - Other

1,500

-

1,500

-

School Food Service (Free Lunch)

-

-

-

-

Grants

Charter School Program (CSP) Planning & Implementation

-

-

-

-

**ER SCHOOL
n**

Total Revenue	1,017,370	-	-	1,010,266	-
Total Expenses	956,211	-	-	1,269,105	-
Net Income	61,159	-	-	(258,839)	-
Actual Student Enrollment	190	-	-	190	-

*NOTE: Enrollment, Revenue and Expenditure Data IN the 'Total and Variance Analysis' Section is Based on LAST ACTUAL Quarter Completed	Quarter - 1/1 - 3/31		4th Quarter - 4/1 - 6/30		
	Current Budget	Variance	Actual	Current Budget	Variance
	Other	-	-		-
Other	-	-		-	-
TOTAL REVENUE FROM FEDERAL SOURCES	19,500	-	-	27,500	-
LOCAL and OTHER REVENUE					
Contributions and Donations	-	-		-	-
Fundraising	-	-		-	-
Erate Reimbursement	-	-		-	-
Earnings on Investments	-	-		-	-
Interest Income	5	-		5	-
Food Service (Income from meals)	-	-		-	-
Text Book	15,101	-		-	-
OTHER	-	-		-	-
TOTAL REVENUE FROM LOCAL and OTHER SOURCES	15,106	-	-	5	-
TOTAL REVENUE	1,017,370	-	-	1,010,266	-

**ER SCHOOL
n**

Total Revenue	1,017,370	-	-	1,010,266	-
Total Expenses	956,211	-	-	1,269,105	-
Net Income	61,159	-	-	(258,839)	-
Actual Student Enrollment	190	-	-	190	-

<p>*NOTE: Enrollment, Revenue and Expenditure Data IN the 'Total and Variance Analysis' Section is Based on LAST ACTUAL Quarter Completed</p>	Quarter - 1/1 - 3/31		4th Quarter - 4/1 - 6/30		
	Current Budget	Variance	Actual	Current Budget	Variance

EXPENSES

ADMINISTRATIVE STAFF PERSONNEL COSTS

	Quarter 0 No. of Positions				
Executive Management	-	-	-	-	-
Instructional Management	-	77,500	-	77,500	-
Deans, Directors & Coordinators	-	40,000	-	40,000	-
CFO / Director of Finance	-	-	-	-	-
Operation / Business Manager	-	31,250	-	31,250	-
Administrative Staff	-	32,250	-	32,250	-
TOTAL ADMINISTRATIVE STAFF	-	181,000	-	181,000	-

INSTRUCTIONAL PERSONNEL COSTS

Teachers - Regular	-	120,199	-	200,331	-
Teachers - SPED	-	58,778	-	97,963	-
Substitute Teachers	-	-	-	-	-
Teaching Assistants	-	-	-	-	-
Specialty Teachers	-	75,191	-	125,318	-
Aides	-	-	-	-	-
Therapists & Counselors	-	32,303	-	53,839	-
Other	-	16,500	-	27,500	-
TOTAL INSTRUCTIONAL	-	302,971	-	504,951	-

NON-INSTRUCTIONAL PERSONNEL COSTS

Nurse	-	-	-	-	-
Librarian	-	-	-	-	-
Custodian	-	27,625	-	27,625	-
Security	-	-	-	-	-
Other	-	8,001	-	7,997	-
TOTAL NON-INSTRUCTIONAL	-	35,626	-	35,622	-

SUBTOTAL PERSONNEL SERVICE COSTS

PAYROLL TAXES AND BENEFITS

Payroll Taxes		39,747	-	55,614	-
Fringe / Employee Benefits		113,421	-	116,180	-
Retirement / Pension		-	-	-	-
TOTAL PAYROLL TAXES AND BENEFITS		153,168	-	171,794	-

**ER SCHOOL
n**

Total Revenue	1,017,370	-	-	1,010,266	-
Total Expenses	956,211	-	-	1,269,105	-
Net Income	61,159	-	-	(258,839)	-
Actual Student Enrollment	190	-	-	190	-

	Quarter - 1/1 - 3/31			4th Quarter - 4/1 - 6/30		
	*NOTE: Enrollment, Revenue and Expenditure Data IN the 'Total and Variance Analysis' Section is Based on LAST ACTUAL Quarter Completed					
	ER SCHOOL Current Budget	-	Variance	Actual	Current Budget	Variance
TOTAL PERSONNEL SERVICE COSTS	-			-	893,367	-
CONTRACTED SERVICES						
Accounting / Audit	-	-			23,000	-
Legal	1,250	-			1,250	-
Management Company Fee	55,203	-			110,404	-
Nurse Services	-	-			-	-
Food Service / School Lunch	-	-			-	-
Payroll Services	1,875	-			1,875	-
Special Ed Services	3,750	-			3,750	-
Titlement Services (i.e. Title I)	-	-			-	-
Other Purchased / Professional / Consulting	<u>32,970</u>	-			<u>32,970</u>	-
TOTAL CONTRACTED SERVICES	<u>95,048</u>	-		-	173,249	-

ER SCHOOL

n

Total Revenue	1,017,370	-	-	1,010,266	-
Total Expenses	956,211	-	-	1,269,105	-
Net Income	61,159	-	-	(258,839)	-
Actual Student Enrollment	190	-	-	190	-

*NOTE: Enrollment, Revenue and Expenditure Data IN the 'Total and Variance Analysis' Section is Based on LAST ACTUAL Quarter Completed	Quarter - 1/1 - 3/31		4th Quarter - 4/1 - 6/30		
	Current Budget	Variance	Actual	Current Budget	Variance
	SCHOOL OPERATIONS				
Board Expenses	250	-		250	-
Classroom / Teaching Supplies & Materials	5,250	-		5,250	-
Special Ed Supplies & Materials	-	-		-	-
Textbooks / Workbooks	4,125	-		19,226	-
Supplies & Materials other	-	-		-	-
Equipment / Furniture	2,250	-		2,250	-
Telephone	6,000	-		6,000	-
Technology	4,375	-		4,375	-
Student Testing & Assessment	1,665	-		1,665	-
Field Trips	3,750	-		3,750	-
Transportation (student)	-	-		-	-
Student Services - other	-	-		-	-
Office Expense	3,250	-		3,250	-
Staff Development	6,250	-		5,250	-
Staff Recruitment	750	-		750	-
Student Recruitment / Marketing	1,500	-		1,500	-
School Meals / Lunch	1,500	-		1,500	-
Travel (Staff)	1,800	-		1,800	-
Fundraising	-	-		-	-
Other	1,905	-		1,895	-
TOTAL SCHOOL OPERATIONS	44,620	-	-	58,711	-
FACILITY OPERATION & MAINTENANCE					
Insurance	8,750	-		8,750	-
Janitorial	-	-		-	-
Building and Land Rent / Lease / Facility Finance Interest	81,498	-		81,498	-
Repairs & Maintenance	10,000	-		10,000	-
Equipment / Furniture	-	-		-	-
Security	19,500	-		19,500	-
Utilities	11,250	-		11,250	-
TOTAL FACILITY OPERATION & MAINTENANCE	130,998	-	-	130,998	-
DEPRECIATION & AMORTIZATION	12,780	-		12,780	-
RESERVES / CONTINGENCY	-	-		-	-

ER SCHOOL						
n						
ER SCHOOL						
Total Revenue	1,017,370	-	-	1,010,266	-	-
Total Expenses	956,211	-	-	1,269,105	-	-
Net Income	61,159	-	-	(258,839)	-	-
Actual Student Enrollment	190	-	-	190	-	-
		Quarter - 1/1 - 3/31		4th Quarter - 4/1 - 6/30		
*NOTE: Enrollment, Revenue and Expenditure Data IN the 'Total and Variance Analysis' Section is Based on LAST ACTUAL Quarter Completed		Quarter - 1/1 - 3/31		4th Quarter - 4/1 - 6/30		
		Current		Actual	Current Budget	Variance
	Budget	Variance	Actual	Current Budget	Variance	
TOTAL EXPENSES	956,211	-	-	1,269,105	-	-
NET INCOME	61,159	-	-	(258,839)	-	-

ER SCHOOL					
n					
Total Revenue	1,017,370	-	-	1,010,266	-
Total Expenses	956,211	-	-	1,269,105	-
Net Income	61,159	-	-	(258,839)	-
Actual Student Enrollment	Quarter - 1/1 - 3/31 190	-	-	190	-
	Quarter - 1/1 - 3/31		4th Quarter - 4/1 - 6/30		
*NOTE: Enrollment, Revenue and Expenditure Data IN the 'Total and Variance Analysis' Section is Based on LAST ACTUAL Quarter Completed	Current		Actual	Current	
	Budget	Variance		Budget	Variance
ENROLLMENT - *School Districts Are Linked To Above Entries*					
NYC CHANCELLOR'S OFFICE	190	-	-	190	-
-	-	-	-	-	-
-	-	-	-	-	-
-	-	-	-	-	-
-	-	-	-	-	-
-	-	-	-	-	-
-	-	-	-	-	-
-	-	-	-	-	-
-	-	-	-	-	-
-	-	-	-	-	-
-	-	-	-	-	-
-	-	-	-	-	-
-	-	-	-	-	-
-	-	-	-	-	-
-	-	-	-	-	-
-	-	-	-	-	-
ALL OTHER School Districts: (Count = 0)	-	-	-	-	-
TOTAL ENROLLMENT	190	-	-	190	-
REVENUE PER PUPIL	5,355	-	-	5,317	-
EXPENSES PER PUPIL	5,033	-	-	6,679	-

STOREFRONT ACADEMY CHARTER SCHOOL
Budget / Operating Plan

2017-18

Total Revenue	-	-	-	4,019,172	(4,019,172)	-	-	4,019,172
Total Expenses	-	-	-	3,984,745	3,984,745	-	-	3,984,745
Net Income	-	-	-	34,427	(34,427)	-	-	34,427
Actual Student Enrollment	-	-	-			-	-	

TOTALS AND VARIANCE ANALYSIS

***NOTE: Enrollment, Revenue and Expenditure Data IN the 'Total and Variance Analysis' Section is Based on LAST ACTUAL Quarter Completed**

	Actual	Current Budget (Current Quarter)	Actual vs. Current Budget	Current Budget - TY	Actual vs. Current Budget TY	Original Budget (Current Quarter)	Actual vs. Original Budget	Original Budget -
Other	-	-	-	-	-	-	-	-
Other	-	-	-	-	-	-	-	-
TOTAL REVENUE FROM FEDERAL SOURCES	-	-	-	73,000	(73,000)	-	-	73,000
LOCAL and OTHER REVENUE								
Contributions and Donations	-	-	-	-	-	-	-	-
Fundraising	-	-	-	-	-	-	-	-
Erate Reimbursement	-	-	-	-	-	-	-	-
Earnings on Investments	-	-	-	-	-	-	-	-
Interest Income	-	-	-	20	(20)	-	-	-
Food Service (Income from meals)	-	-	-	-	-	-	-	-
Text Book	-	-	-	15,101	(15,101)	-	-	15,101
OTHER	-	-	-	-	-	-	-	-
TOTAL REVENUE FROM LOCAL and OTHER SOURCES	-	-	-	15,121	(15,121)	-	-	15,121
TOTAL REVENUE	-	-	-	4,019,172	(4,019,172)	-	-	4,019,172

STOREFRONT ACADEMY CHARTER SCHOOL

Budget / Operating Plan

2017-18

Total Revenue	-	-	-	4,019,172	(4,019,172)	-	-	4,019,172
Total Expenses	-	-	-	3,984,745	3,984,745	-	-	3,984,745
Net Income	-	-	-	34,427	(34,427)	-	-	34,427
Actual Student Enrollment	-	-	-			-	-	

*NOTE: Enrollment, Revenue and Expenditure Data IN the 'Total and Variance Analysis' Section is Based on LAST ACTUAL Quarter Completed

TOTALS AND VARIANCE ANALYSIS

	Actual	Current Budget (Current Quarter)	Actual vs. Current Budget	Current Budget - TY	Actual vs. Current Budget TY	Original Budget (Current Quarter)	Actual vs. Original Budget	Original Budget - TY
EXPENSES								
ADMINISTRATIVE STAFF PERSONNEL COSTS								
		Quarter 0						
		No. of Positions						
Executive Management	-	-	-	-	-	-	-	-
Instructional Management	-	-	-	310,000	310,000	-	-	310,000
Deans, Directors & Coordinators	-	-	-	160,000	160,000	-	-	160,000
CFO / Director of Finance	-	-	-	-	-	-	-	-
Operation / Business Manager	-	-	-	125,000	125,000	-	-	125,000
Administrative Staff	-	-	-	129,000	129,000	-	-	129,000
TOTAL ADMINISTRATIVE STAFF	-	-	-	724,000	724,000	-	-	724,000
INSTRUCTIONAL PERSONNEL COSTS								
Teachers - Regular	-	-	-	480,794	480,794	-	-	480,794
Teachers - SPED	-	-	-	235,112	235,112	-	-	235,112
Substitute Teachers	-	-	-	-	-	-	-	-
Teaching Assistants	-	-	-	-	-	-	-	-
Specialty Teachers	-	-	-	300,762	300,762	-	-	300,762
Aides	-	-	-	-	-	-	-	-
Therapists & Counselors	-	-	-	129,214	129,214	-	-	129,214
Other	-	-	-	66,000	66,000	-	-	66,000
TOTAL INSTRUCTIONAL	-	-	-	1,211,882	1,211,882	-	-	1,211,882
NON-INSTRUCTIONAL PERSONNEL COSTS								
Nurse	-	-	-	-	-	-	-	-
Librarian	-	-	-	-	-	-	-	-
Custodian	-	-	-	110,500	110,500	-	-	110,500
Security	-	-	-	-	-	-	-	-
Other	-	-	-	32,000	32,000	-	-	32,000
TOTAL NON-INSTRUCTIONAL	-	-	-	142,500	142,500	-	-	142,500
SUBTOTAL PERSONNEL SERVICE COSTS	-	-	-	2,078,382	2,078,382	-	-	2,078,382
PAYROLL TAXES AND BENEFITS								
Payroll Taxes	-	-	-	158,996	158,996	-	-	158,996
Fringe / Employee Benefits	-	-	-	453,700	453,700	-	-	453,700
Retirement / Pension	-	-	-	-	-	-	-	-
TOTAL PAYROLL TAXES AND BENEFITS	-	-	-	612,696	612,696	-	-	612,696

STOREFRONT ACADEMY CHARTER SCHOOL
Budget / Operating Plan

2017-18

Total Revenue	-	-	-	4,019,172	(4,019,172)	-	-	4,019,172
Total Expenses	-	-	-	3,984,745	3,984,745	-	-	3,984,745
Net Income	-	-	-	34,427	(34,427)	-	-	34,427
Actual Student Enrollment	-	-	-			-	-	

TOTALS AND VARIANCE ANALYSIS

***NOTE: Enrollment, Revenue and Expenditure Data IN the 'Total and Variance Analysis' Section is Based on LAST ACTUAL Quarter Completed**

	Actual	Current Budget (Current Quarter)	Actual vs. Current Budget	Current Budget - TY	Actual vs. Current Budget TY	Original Budget (Current Quarter)	Actual vs. Original Budget	Original Budget - TY
TOTAL PERSONNEL SERVICE COSTS	-	-	-	2,691,078	2,691,078	-	-	2,691,078
CONTRACTED SERVICES								
Accounting / Audit	-	-	-	23,000	23,000	-	-	23,000
Legal	-	-	-	5,000	5,000	-	-	5,000
Management Company Fee	-	-	-	331,216	331,216	-	-	331,216
Nurse Services	-	-	-	-	-	-	-	-
Food Service / School Lunch	-	-	-	-	-	-	-	-
Payroll Services	-	-	-	7,500	7,500	-	-	7,500
Special Ed Services	-	-	-	15,000	15,000	-	-	15,000
Titlement Services (i.e. Title I)	-	-	-	-	-	-	-	-
Other Purchased / Professional / Consulting	-	-	-	131,500	131,500	-	-	131,500
TOTAL CONTRACTED SERVICES	-	-	-	513,216	513,216	-	-	513,216

STOREFRONT ACADEMY CHARTER SCHOOL

Budget / Operating Plan

2017-18

Total Revenue	-	-	-	4,019,172	(4,019,172)	-	-	4,019,172
Total Expenses	-	-	-	3,984,745	3,984,745	-	-	3,984,745
Net Income	-	-	-	34,427	(34,427)	-	-	34,427
Actual Student Enrollment	-	-	-			-	-	

***NOTE: Enrollment, Revenue and Expenditure Data IN the 'Total and Variance Analysis' Section is Based on LAST ACTUAL Quarter Completed**

TOTALS AND VARIANCE ANALYSIS

	Actual	Current Budget (Current Quarter)	Actual vs. Current Budget	Current Budget - TY	Actual vs. Current Budget TY	Original Budget (Current Quarter)	Actual vs. Original Budget	Original Budget - TY
SCHOOL OPERATIONS								
Board Expenses	-	-	-	1,000	1,000	-	-	1,000
Classroom / Teaching Supplies & Materials	-	-	-	25,000	25,000	-	-	25,000
Special Ed Supplies & Materials	-	-	-	-	-	-	-	-
Textbooks / Workbooks	-	-	-	42,601	42,601	-	-	42,601
Supplies & Materials other	-	-	-	-	-	-	-	-
Equipment / Furniture	-	-	-	9,000	9,000	-	-	9,000
Telephone	-	-	-	24,000	24,000	-	-	24,000
Technology	-	-	-	17,500	17,500	-	-	17,500
Student Testing & Assessment	-	-	-	5,550	5,550	-	-	5,550
Field Trips	-	-	-	12,500	12,500	-	-	12,500
Transportation (student)	-	-	-	-	-	-	-	-
Student Services - other	-	-	-	5,000	5,000	-	-	5,000
Office Expense	-	-	-	13,000	13,000	-	-	13,000
Staff Development	-	-	-	26,000	26,000	-	-	26,000
Staff Recruitment	-	-	-	3,000	3,000	-	-	3,000
Student Recruitment / Marketing	-	-	-	5,000	5,000	-	-	5,000
School Meals / Lunch	-	-	-	5,000	5,000	-	-	5,000
Travel (Staff)	-	-	-	10,000	10,000	-	-	10,000
Fundraising	-	-	-	-	-	-	-	-
Other	-	-	-	14,100	14,100	-	-	14,100
TOTAL SCHOOL OPERATIONS	-	-	-	218,251	218,251	-	-	218,251
FACILITY OPERATION & MAINTENANCE								
Insurance	-	-	-	35,000	35,000	-	-	35,000
Janitorial	-	-	-	-	-	-	-	-
Building and Land Rent / Lease / Facility Finance Interest	-	-	-	326,000	326,000	-	-	326,000
Repairs & Maintenance	-	-	-	40,000	40,000	-	-	40,000
Equipment / Furniture	-	-	-	-	-	-	-	-
Security	-	-	-	65,000	65,000	-	-	65,000
Utilities	-	-	-	45,000	45,000	-	-	45,000
TOTAL FACILITY OPERATION & MAINTENANCE	-	-	-	511,000	511,000	-	-	511,000
DEPRECIATION & AMORTIZATION	-	-	-	51,200	51,200	-	-	51,200
RESERVES / CONTINGENCY	-	-	-	-	-	-	-	-

STOREFRONT ACADEMY CHARTER SCHOOL
Budget / Operating Plan

2017-18

Total Revenue	-	-	-	4,019,172	(4,019,172)	-	-	4,019,172
Total Expenses	-	-	-	3,984,745	3,984,745	-	-	3,984,745
Net Income	-	-	-	34,427	(34,427)	-	-	34,427
Actual Student Enrollment	-	-	-			-	-	

TOTALS AND VARIANCE ANALYSIS

*NOTE: Enrollment, Revenue and Expenditure Data IN the 'Total and Variance Analysis' Section is Based on LAST ACTUAL Quarter Completed

	Actual	Current Budget (Current Quarter)	Actual vs. Current Budget	Current Budget - TY	Actual vs. Current Budget TY	Original Budget (Current Quarter)	Actual vs. Original Budget	Original Budget -
TOTAL EXPENSES	-	-	-	3,984,745	3,984,745	-	-	3,984,745
NET INCOME	-	-	-	34,427	(34,427)	-	-	34,427

Total Revenue	(4,019,172)	-	-
Total Expenses	3,984,745	-	-
Net Income	(34,427)	-	-
Actual Student Enrollment		-	-

*NOTE: Enrollment, Revenue and Expenditure Data IN the 'Total and Variance Analysis' Section is Based on LAST ACTUAL Quarter Completed	Actual vs. Original Budget TY	TY / No. of COMPLETED Actual CY Quarters	Actual CY vs. Actual PY
---	--------------------------------------	---	--------------------------------

REVENUE			
REVENUES FROM STATE SOURCES			
Per Pupil Revenue	CY Per Pupil Rate		
NYC CHANCELLOR'S OFFICE	14,527	(2,760,130)	-
-	-	-	-
-	-	-	-
-	-	-	-
-	-	-	-
-	-	-	-
-	-	-	-
-	-	-	-
-	-	-	-
-	-	-	-
-	-	-	-
-	-	-	-
-	-	-	-
-	-	-	-
-	-	-	-
-	-	-	-
-	-	-	-
-	-	-	-
-	-	-	-
-	-	-	-
ALL OTHER School Districts: (Count = 0)	-	-	-
TOTAL Per Pupil Revenue (Weighted Average Per Pupil Funding)	14,527	(2,760,130)	-
Special Education Revenue		(342,882)	-
Grants			
Stimulus		-	-
DYCD (Department of Youth and Community Development)		-	-
Other		-	-
NYC DoE Rental Assistance		(828,039)	-
Other		-	-
TOTAL REVENUE FROM STATE SOURCES		(3,931,051)	-
REVENUE FROM FEDERAL FUNDING			
IDEA Special Needs		(8,000)	-
Title I		(60,000)	-
Title Funding - Other		(5,000)	-
School Food Service (Free Lunch)		-	-
Grants			
Charter School Program (CSP) Planning & Implementation		-	-

--

Total Revenue	(4,019,172)	-	-
Total Expenses	3,984,745	-	-
Net Income	(34,427)	-	-
Actual Student Enrollment		-	
<p>*NOTE: Enrollment, Revenue and Expenditure Data IN the 'Total and Variance Analysis' Section is Based on LAST ACTUAL Quarter Completed</p>			
	Actual vs. Original Budget TY	TY / No. of COMPLETED Actual CY Quarters	Actual CY vs. Actual PY
Other	-	-	-
Other	-	-	-
TOTAL REVENUE FROM FEDERAL SOURCES	(73,000)	-	-
LOCAL and OTHER REVENUE			
Contributions and Donations	-	-	-
Fundraising	-	-	-
Erate Reimbursement	-	-	-
Earnings on Investments	-	-	-
Interest Income	(20)	-	-
Food Service (Income from meals)	-	-	-
Text Book	(15,101)	-	-
OTHER	-	-	-
TOTAL REVENUE FROM LOCAL and OTHER SOURCES	(15,121)	-	-
TOTAL REVENUE	(4,019,172)	-	-

Total Revenue	(4,019,172)	-	-
Total Expenses	3,984,745	-	-
Net Income	(34,427)	-	-
Actual Student Enrollment		-	-

***NOTE: Enrollment, Revenue and Expenditure Data IN the 'Total and Variance Analysis' Section is Based on LAST ACTUAL Quarter Completed**

Actual vs. Original Budget TY	TY / No. of COMPLETED Actual CY Quarters	Actual CY vs. Actual PY
--------------------------------------	---	--------------------------------

EXPENSES

ADMINISTRATIVE STAFF PERSONNEL COSTS

Quarter 0
No. of Positions

Executive Management	-	-	-	-
Instructional Management	-	310,000	-	-
Deans, Directors & Coordinators	-	160,000	-	-
CFO / Director of Finance	-	-	-	-
Operation / Business Manager	-	125,000	-	-
Administrative Staff	-	129,000	-	-
TOTAL ADMINISTRATIVE STAFF	-	724,000	-	-

INSTRUCTIONAL PERSONNEL COSTS

Teachers - Regular	-	480,794	-	-
Teachers - SPED	-	235,112	-	-
Substitute Teachers	-	-	-	-
Teaching Assistants	-	-	-	-
Specialty Teachers	-	300,762	-	-
Aides	-	-	-	-
Therapists & Counselors	-	129,214	-	-
Other	-	66,000	-	-
TOTAL INSTRUCTIONAL	-	1,211,882	-	-

NON-INSTRUCTIONAL PERSONNEL COSTS

Nurse	-	-	-	-
Librarian	-	-	-	-
Custodian	-	110,500	-	-
Security	-	-	-	-
Other	-	32,000	-	-
TOTAL NON-INSTRUCTIONAL	-	142,500	-	-

SUBTOTAL PERSONNEL SERVICE COSTS

-	2,078,382	-	-
---	-----------	---	---

PAYROLL TAXES AND BENEFITS

Payroll Taxes	158,996	-	-
Fringe / Employee Benefits	453,700	-	-
Retirement / Pension	-	-	-
TOTAL PAYROLL TAXES AND BENEFITS	612,696	-	-

--

Total Revenue		(4,019,172)	-	-
Total Expenses		3,984,745	-	-
Net Income		(34,427)	-	-
Actual Student Enrollment			-	-
*NOTE: Enrollment, Revenue and Expenditure Data IN the 'Total and Variance Analysis' Section is Based on LAST ACTUAL Quarter Completed		Actual vs. Original Budget TY	TY / No. of COMPLETED Actual CY Quarters	Actual CY vs. Actual PY
TOTAL PERSONNEL SERVICE COSTS	-	2,691,078	-	-
CONTRACTED SERVICES				
Accounting / Audit		23,000	-	-
Legal		5,000	-	-
Management Company Fee		331,216	-	-
Nurse Services		-	-	-
Food Service / School Lunch		-	-	-
Payroll Services		7,500	-	-
Special Ed Services		15,000	-	-
Titlement Services (i.e. Title I)		-	-	-
Other Purchased / Professional / Consulting		131,500	-	-
TOTAL CONTRACTED SERVICES		513,216	-	-

Total Revenue	(4,019,172)	-	-
Total Expenses	3,984,745	-	-
Net Income	(34,427)	-	-
Actual Student Enrollment		-	-
<p>*NOTE: Enrollment, Revenue and Expenditure Data IN the 'Total and Variance Analysis' Section is Based on LAST ACTUAL Quarter Completed</p>			
	Actual vs. Original Budget TY	TY / No. of COMPLETED Actual CY Quarters	Actual CY vs. Actual PY
SCHOOL OPERATIONS			
Board Expenses	1,000	-	-
Classroom / Teaching Supplies & Materials	25,000	-	-
Special Ed Supplies & Materials	-	-	-
Textbooks / Workbooks	42,601	-	-
Supplies & Materials other	-	-	-
Equipment / Furniture	9,000	-	-
Telephone	24,000	-	-
Technology	17,500	-	-
Student Testing & Assessment	5,550	-	-
Field Trips	12,500	-	-
Transportation (student)	-	-	-
Student Services - other	5,000	-	-
Office Expense	13,000	-	-
Staff Development	26,000	-	-
Staff Recruitment	3,000	-	-
Student Recruitment / Marketing	5,000	-	-
School Meals / Lunch	5,000	-	-
Travel (Staff)	10,000	-	-
Fundraising	-	-	-
Other	14,100	-	-
TOTAL SCHOOL OPERATIONS	218,251	-	-
FACILITY OPERATION & MAINTENANCE			
Insurance	35,000	-	-
Janitorial	-	-	-
Building and Land Rent / Lease / Facility Finance Interest	326,000	-	-
Repairs & Maintenance	40,000	-	-
Equipment / Furniture	-	-	-
Security	65,000	-	-
Utilities	45,000	-	-
TOTAL FACILITY OPERATION & MAINTENANCE	511,000	-	-
DEPRECIATION & AMORTIZATION	51,200	-	-
RESERVES / CONTINGENCY	-	-	-

--

Total Revenue	(4,019,172)	-	-
Total Expenses	3,984,745	-	-
Net Income	(34,427)	-	-
Actual Student Enrollment		-	-
<p>*NOTE: Enrollment, Revenue and Expenditure Data IN the 'Total and Variance Analysis' Section is Based on LAST ACTUAL Quarter Completed</p>			
	Actual vs. Original Budget TY	TY / No. of COMPLETED Actual CY Quarters	Actual CY vs. Actual PY
TOTAL EXPENSES	3,984,745	=	=
NET INCOME	(34,427)	-	-

					-
--	--	--	--	--	---

Total Revenue	(4,019,172)		-	-
Total Expenses	3,984,745		-	-
Net Income	(34,427)		-	-
Actual Student Enrollment			-	-

*NOTE: Enrollment, Revenue and Expenditure Data IN the 'Total and Variance Analysis' Section is Based on LAST ACTUAL Quarter Completed	Actual vs. Original Budget TY	TY / No. of COMPLETED Actual CY Quarters	Actual CY vs. Actual PY

ENROLLMENT - *School Districts Are Linked To Above Entries*				
NYC CHANCELLOR'S OFFICE			-	-
-			-	-
-			-	-
-			-	-
-			-	-
-			-	-
-			-	-
-			-	-
-			-	-
-			-	-
-			-	-
-			-	-
-			-	-
-			-	-
-			-	-
-			-	-
-			-	-
ALL OTHER School Districts: (Count = 0)			-	-
TOTAL ENROLLMENT			-	-
REVENUE PER PUPIL			-	-
EXPENSES PER PUPIL			-	-



Annual Report Requirement
for SUNY Authorized Charter Schools
STOREFRONT ACADEMY CHARTER SCHOOL
2017-18

Administrative
expenditures per pupil:

\$0.00

Per NYS Statute

Administrative expenditures per pupil: the sum of all general administration salaries and other general administration expenditures divided by the total number of enrolled students. Employee benefit costs or expenditures should not be reported here.

***NOTE: THIS TAB ONLY NEEDS TO BE COMPLETED FOR Q4**

Disclosure of Financial Interest by a Current or Proposed Charter School Education Corporation Trustee

Trustee Name:
Angela Bergeson

Name of Charter School Education Corporation (for an unmerged school, this is the Charter School Name):

Storefront Academy South Bronx

1. List all positions held on the education corporation board (e.g., president, treasurer, parent representative).

Trustee

2. Is the trustee an employee of any school operated by the Education Corporation?
 Yes **No**

If **Yes**, for each school, please provide a description of the position(s) you hold, your responsibilities, your salary and your start date.

3. Is the trustee an employee or agent of the management company or institutional partner of the charter school(s) governed by the Education Corporation?

Yes **No**

If **Yes**, for each school, please provide a description of the position(s) you hold, your responsibilities, your salary and your start date.

4. Identify each interest/transaction (and provide the requested information) that you or any of your immediate family members or any persons who live with you in your house have held or engaged in with the charter school(s) governed by the Education Corporation during the time you have served on the board, and in the six-month period prior to such service. If there has been no such financial interest or transaction, write **None**. Please note that if you answered **Yes** to Questions 2-4 above, you need not disclose again your employment status, salary, etc.


Date(s)	Nature of Financial Interest/Transaction	Steps taken to avoid a conflict of interest, (e.g., did not vote, did not participate in discussion)	Name of person holding interest or engaging in transaction and relationship to yourself
	<i>None</i>		

--	--	--	--

5. Identify each individual, business, corporation, union association, firm, partnership, committee proprietorship, franchise holding company, joint stock company, business or real estate trust, non-profit organization, or other organization or group of people doing business with the school(s) governed by the Education Corporation **and** in which such entity, during the time of your tenure as a trustee, you and/or your immediate family member(s) or person(s) living in your house had a financial interest or other relationship. If you are a member, director, officer or employee of an organization formally partnered with the school(s) that is/are doing business with the school(s) through a management or services agreement, please identify only the name of the organization, your position in the organization, and the relationship between such organization and the school(s). If there was no financial interest, write **None**.

Organization conducting business with the school(s)	Nature of business conducted	Approximate value of the business conducted	Name of Trustee and/or immediate family member of household holding an interest in the organization conducting business with the school(s) and the nature of the interest	Steps Taken to Avoid Conflict of Interest
None				

Angela Bergeson



Signature

Date: July 27, 2017

Please note that this document is considered a public record and as such, may be made available to members of the public upon request under the Freedom of Information Law. Personal contact information provided below will be redacted.

Business Telephone: 186-1093-1129

Business Address: 11 Anfu Street, Houshayu, Shunyi, Beijing, China 101318

E-mail Address: [REDACTED]

Home Telephone: 845-255-3345

Home Address: 9 Anfu Street, Apartment #4507, Houshayu, Shunyi, Beijing, China 101318

**Disclosure of Financial Interest by a Current or Proposed Charter School
Education Corporation Trustee**

Trustee Name:

Carrie Sealy

Name of Charter School Education Corporation (for an unmerged school, this is the Charter School Name):

Storefront Academy South Bronx

1. List all positions held on the education corporation board (e.g., president, treasurer, parent representative).

Parent Representative

2. Is the trustee an employee of any school operated by the Education Corporation?
 Yes No

If **Yes**, for each school, please provide a description of the position(s) you hold, your responsibilities, your salary and your start date.

3. Is the trustee an employee or agent of the management company or institutional partner of the charter school(s) governed by the Education Corporation?

Yes No

If **Yes**, for each school, please provide a description of the position(s) you hold, your responsibilities, your salary and your start date.

4. Identify each interest/transaction (and provide the requested information) that you or any of your immediate family members or any persons who live with you in your house have held or engaged in with the charter school(s) governed by the Education Corporation during the time you have served on the board, and in the six-month period prior to such service. If there has been no such financial interest or transaction, write **None**. Please note that if you answered **Yes** to Questions 2-4 above, you need not disclose again your employment status, salary, etc.

Date(s)	Nature of Financial Interest/Transaction	Steps taken to avoid a conflict of interest, (e.g., did not vote, did not participate in discussion)	Name of person holding interest or engaging in transaction and relationship to yourself
	NONE		

--	--	--	--

5. Identify each individual, business, corporation, union association, firm, partnership, committee proprietorship, franchise holding company, joint stock company, business or real estate trust, non-profit organization, or other organization or group of people doing business with the school(s) governed by the Education Corporation and in which such entity, during the time of your tenure as a trustee, you and/or your immediate family member(s) or person(s) living in your house had a financial interest or other relationship. If you are a member, director, officer or employee of an organization formally partnered with the school(s) that is/are doing business with the school(s) through a management or services agreement, please identify only the name of the organization, your position in the organization, and the relationship between such organization and the school(s). If there was no financial interest, write **None**.

Organization conducting business with the school(s)	Nature of business conducted	Approximate value of the business conducted	Name of Trustee and/or immediate family member of household holding an interest in the organization conducting business with the school(s) and the nature of the interest	Steps Taken to Avoid Conflict of Interest
NONE				

Carrie Sealy
 Signature

7/26/17
 Date

Please note that this document is considered a public record and as such, may be made available to members of the public upon request under the Freedom of Information Law. Personal contact information provided below will be redacted.

Business Telephone: 646-682-3375

Business Address: HHAP, 158 East 115th Street, NY, NY, 10029

E-mail Address: carrie.sealy@gmail.com

Home Telephone: 347-819-9858

Home Address: 2160 Seward Avenue - #9C, Bronx, NY, 10473

Disclosure of Financial Interest by a Current or Proposed Charter School Education Corporation Trustee

Trustee Name:

EILEEN NIEDZWIECKI

Name of Charter School Education Corporation (for an unmerged school, this is the Charter School Name):

STOREFRONT ACADEMY CHARTER SCHOOL

1. List all positions held on the education corporation board (e.g., president, treasurer, parent representative). *member, executive committee
chair of development committee*

2. Is the trustee an employee of any school operated by the Education Corporation?
 ___ Yes No

If **Yes**, for each school, please provide a description of the position(s) you hold, your responsibilities, your salary and your start date.

3. Is the trustee an employee or agent of the management company or institutional partner of the charter school(s) governed by the Education Corporation?
 ___ Yes No

If **Yes**, for each school, please provide a description of the position(s) you hold, your responsibilities, your salary and your start date.

4. Identify each interest/transaction (and provide the requested information) that you or any of your immediate family members or any persons who live with you in your house have held or engaged in with the charter school(s) governed by the Education Corporation during the time you have served on the board, and in the six-month period prior to such service. If there has been no such financial interest or transaction, write **None**. Please note that if you answered **Yes** to Questions 2-4 above, you need not disclose again your employment status, salary, etc.

Date(s)	Nature of Financial Interest/Transaction	Steps taken to avoid a conflict of interest, (e.g., did not vote, did not participate in discussion)	Name of person holding interest or engaging in transaction and relationship to yourself
<i>Please write "None" if applicable. Do not leave this space blank.</i>			

--	--	--	--

5. Identify each individual, business, corporation, union association, firm, partnership, committee proprietorship, franchise holding company, joint stock company, business or real estate trust, non-profit organization, or other organization or group of people doing business with the school(s) governed by the Education Corporation **and** in which such entity, during the time of your tenure as a trustee, you and/or your immediate family member(s) or person(s) living in your house had a financial interest or other relationship. If you are a member, director, officer or employee of an organization formally partnered with the school(s) that is/are doing business with the school(s) through a management or services agreement, please identify only the name of the organization, your position in the organization, and the relationship between such organization and the school(s). If there was no financial interest, write **None**.

Organization conducting business with the school(s)	Nature of business conducted	Approximate value of the business conducted	Name of Trustee and/or immediate family member of household holding an interest in the organization conducting business with the school(s) and the nature of the interest	Steps Taken to Avoid Conflict of Interest
<i>Please write "None" if applicable. Do not leave this space blank.</i>				
<i>None</i>	<i>None</i>	<i>None</i>	<i>None</i>	<i>None</i>

Kelcey Wiedzywiecki

 Signature

June 28, 2017

 Date

Please note that this document is considered a public record and as such, may be made available to members of the public upon request under the Freedom of Information Law. Personal contact information provided below will be redacted.

Business Telephone: _____

Business Address: _____

E-mail Address: _____

Home Telephone: _____

Home Address: _____

**Disclosure of Financial Interest by a Current or Proposed Charter School
Education Corporation Trustee**

Trustee Name:
Jonathan Stearns

Name of Charter School Education Corporation (for an unmerged school, this is the Charter School Name):
The Storefront Academy Charter School

1. List all positions held on the education corporation board (e.g., president, treasurer, parent representative). Chairman board of Trustees

2. Is the trustee an employee of any school operated by the Education Corporation?
 Yes No

If **Yes**, for each school, please provide a description of the position(s) you hold, your responsibilities, your salary and your start date.

3. Is the trustee an employee or agent of the management company or institutional partner of the charter school(s) governed by the Education Corporation?
 Yes No


If **Yes**, for each school, please provide a description of the position(s) you hold, your responsibilities, your salary and your start date.

4. Identify each interest/transaction (and provide the requested information) that you or any of your immediate family members or any persons who live with you in your house have held or engaged in with the charter school(s) governed by the Education Corporation during the time you have served on the board, and in the six-month period prior to such service. If there has been no such financial interest or transaction, write **None**. Please note that if you answered **Yes** to Questions 2-4 above, you need not disclose again your employment status, salary, etc.

Date(s)	Nature of Financial Interest/Transaction	Steps taken to avoid a conflict of interest, (e.g., did not vote, did not participate in discussion)	Name of person holding interest or engaging in transaction and relationship to yourself
<i>Please write "None" if applicable. Do not leave this space blank.</i>			


5. Identify each individual, business, corporation, union association, firm, partnership, committee proprietorship, franchise holding company, joint stock company, business or real estate trust, non-profit organization, or other organization or group of people doing business with the school(s) governed by the Education Corporation **and** in which such entity, during the time of your tenure as a trustee, you and/or your immediate family member(s) or person(s) living in your house had a financial interest or other relationship. If you are a member, director, officer or employee of an organization formally partnered with the school(s) that is/are doing business with the school(s) through a management or services agreement, please identify only the name of the organization, your position in the organization, and the relationship between such organization and the school(s). If there was no financial interest, write **None**.

Organization conducting business with the school(s)	Nature of business conducted	Approximate value of the business conducted	Name of Trustee and/or immediate family member of household holding an interest in the organization conducting business with the school(s) and the nature of the interest	Steps Taken to Avoid Conflict of Interest
The Storefront Academy Harlem	Mgt Services Agreement	\$500,000	Jonathan Stearns	Recuse on matters related to mgt services agreement

Please write "None" if applicable. Do not leave this space blank.

 Signature


7/26/2017
 Date


Please note that this document is considered a public record and as such, may be made available to members of the public upon request under the Freedom of Information Law. Personal contact information provided below will be redacted.

Business Telephone: 

Business Address: 

E-mail Address: 





Home Telephone: 

Home Address: 



FOR INSTITUTE USE ONLY
FILING FOR SCHOOL YEAR: _____
DATE RECEIVED: _____

**DISCLOSURE OF FINANCIAL INTEREST
BY A NOT-FOR-PROFIT CHARTER SCHOOL
EDUCATION CORPORATION TRUSTEE**

- Name of education corporation: Storefront Academy Charter School
- Trustee's name (print): MICHAEL OFFICER
- Position(s) on board, if any: (e.g., chair, treasurer, committee chair, etc.):
Board Member
- Home address: 
- Business Address: 
- Daytime phone: 
- E-mail: 
- Is Trustee an employee of the education corporation? ___ Yes. No. If you checked yes, please provide a description of the position you hold, your salary and your start date.

9. Identify each interest/transaction (and provide the requested information) that you or any of your immediate family members have held or engaged in with the education corporation during the prior school year. If there has been no such financial interest or transaction, please write "None." Please note that if you answered yes to Question 8, you need not disclose again your employment status, salary, etc.

Date(s)	Nature of Financial Interest/Transaction	Steps Taken to Avoid a Conflict of Interest, (e.g., did not vote, did not participate in discussion)	Identity of Person Holding Interest or Engaging in Transaction (e.g., you and/or immediate family member (name))
	<u>None</u>		

Please write "None" if applicable. Do not leave this space blank.

10. Identify each individual, business, corporation, union association, firm, partnership, committee proprietorship, franchise holding company, joint stock company, business or real estate trust, non-profit organization, or other organization or group of people doing business with the education corporation *and* in which such entity, during the preceding school year (July 1 – June 30), you and/or your immediate family member(s) had a financial interest or other relationship. If you are a member, director, officer or employee of an organization formally partnered with the education corporation that is doing business with the education corporation through a management or services agreement, you need not list every transaction between such entity and the education corporation that is pursuant to such agreement; rather, please identify only the name of the entity, your position in the entity as well as the relationship between such entity and the education corporation. If there was no financial interest, please write "None."

Entity Conducting Business with the Education Corporation	Nature of Business Conducted	Approximate Value of the Business Conducted	Name of Trustee and/or Immediate Family Holding an Interest in the Entity Conducting Business with the Education Corporation and the Nature of the Interest	Steps Taken to Avoid Conflict of Interest
<i>None</i>				

Please write "None" if applicable. Do not leave this space blank.

M. Office

 Signature

10/14/16

 Date

Disclosure of Financial Interest by a Current or Proposed Charter School Education Corporation Trustee

Trustee Name:

Richard L Bayles

Name of Charter School Education Corporation (for an unmerged school, this is the Charter School Name):

Storefront Academy South Bronx

1. List all positions held on the education corporation board (e.g., president, treasurer, parent representative). member

2. Is the trustee an employee of any school operated by the Education Corporation?
 Yes No

If **Yes**, for each school, please provide a description of the position(s) you hold, your responsibilities, your salary and your start date.

3. Is the trustee an employee or agent of the management company or institutional partner of the charter school(s) governed by the Education Corporation?
 Yes No

If **Yes**, for each school, please provide a description of the position(s) you hold, your responsibilities, your salary and your start date.

4. Identify each interest/transaction (and provide the requested information) that you or any of your immediate family members or any persons who live with you in your house have held or engaged in with the charter school(s) governed by the Education Corporation during the time you have served on the board, and in the six-month period prior to such service. If there has been no such financial interest or transaction, write **None**. Please note that if you answered **Yes** to Questions 2-4 above, you need not disclose again your employment status, salary, etc.

Date(s)	Nature of Financial Interest/Transaction	Steps taken to avoid a conflict of interest, (e.g., did not vote, did not participate in discussion)	Name of person holding interest or engaging in transaction and relationship to yourself
/	<u>None</u>		
<i>Please write "None" if applicable. Do not leave this space blank.</i>			

--	--	--	--

5. Identify each individual, business, corporation, union association, firm, partnership, committee proprietorship, franchise holding company, joint stock company, business or real estate trust, non-profit organization, or other organization or group of people doing business with the school(s) governed by the Education Corporation **and** in which such entity, during the time of your tenure as a trustee, you and/or your immediate family member(s) or person(s) living in your house had a financial interest or other relationship. If you are a member, director, officer or employee of an organization formally partnered with the school(s) that is/are doing business with the school(s) through a management or services agreement, please identify only the name of the organization, your position in the organization, and the relationship between such organization and the school(s). If there was no financial interest, write **None**.

Organization conducting business with the school(s)	Nature of business conducted	Approximate value of the business conducted	Name of Trustee and/or immediate family member of household holding an interest in the organization conducting business with the school(s) and the nature of the interest	Steps Taken to Avoid Conflict of Interest
<i>None</i>				
<i>Please write "None" if applicable. Do not leave this space blank.</i>				

Richard C. [Signature] _____ *7/25/17*
 Signature _____ Date

Please note that this document is considered a public record and as such, may be made available to members of the public upon request under the Freedom of Information Law. Personal contact information provided below will be redacted.

Business Telephone:

Business Address:

E-mail Address:

Home Telephone:

Home Address:



Disclosure of Financial Interest by a Current or Proposed Charter School Education Corporation Trustee

Trustee Name:
Ray Cameron

Name of Charter School Education Corporation (for an unmerged school, this is the Charter School Name):
Storefront Academy South Bronx

1. List all positions held on the education corporation board (e.g., president, treasurer, parent representative). Trustee; Finance Chair; Executive Committee

2. Is the trustee an employee of any school operated by the Education Corporation?
 Yes No

If **Yes**, for each school, please provide a description of the position(s) you hold, your responsibilities, your salary and your start date.

3. Is the trustee an employee or agent of the management company or institutional partner of the charter school(s) governed by the Education Corporation?
 Yes No

If **Yes**, for each school, please provide a description of the position(s) you hold, your responsibilities, your salary and your start date.

4. Identify each interest/transaction (and provide the requested information) that you or any of your immediate family members or any persons who live with you in your house have held or engaged in with the charter school(s) governed by the Education Corporation during the time you have served on the board, and in the six-month period prior to such service. If there has been no such financial interest or transaction, write **None**. Please note that if you answered **Yes** to Questions 2-4 above, you need not disclose again your employment status, salary, etc.

Date(s)	Nature of Financial Interest/Transaction	Steps taken to avoid a conflict of interest, (e.g., did not vote, did not participate in discussion)	Name of person holding interest or engaging in transaction and relationship to yourself
<i>NONE</i>			

Disclosure of Financial Interest by a Current or Proposed Charter School Education Corporation Trustee

Trustee Name:
Wendy Reynoso

Name of Charter School Education Corporation (for an unmerged school, this is the Charter School Name):

Storefront Academy Charter School South Bronx

1. List all positions held on the education corporation board (e.g., president, treasurer, parent representative).

Vice Chair

2. Is the trustee an employee of any school operated by the Education Corporation?
 Yes **No**

If **Yes**, for each school, please provide a description of the position(s) you hold, your responsibilities, your salary and your start date.

3. Is the trustee an employee or agent of the management company or institutional partner of the charter school(s) governed by the Education Corporation?

Yes **No**

If **Yes**, for each school, please provide a description of the position(s) you hold, your responsibilities, your salary and your start date.

4. Identify each interest/transaction (and provide the requested information) that you or any of your immediate family members or any persons who live with you in your house have held or engaged in with the charter school(s) governed by the Education Corporation during the time you have served on the board, and in the six-month period prior to such service. If there has been no such financial interest or transaction, write **None**. Please note that if you answered **Yes** to Questions 2-4 above, you need not disclose again your employment status, salary, etc.

Date(s)	Nature of Financial Interest/Transaction	Steps taken to avoid a conflict of interest, (e.g., did not vote, did not participate in discussion)	Name of person holding interest or engaging in transaction and relationship to yourself
<i>Please write "None" if applicable. Do not leave this space blank.</i>			

--	--	--	--

5. Identify each individual, business, corporation, union association, firm, partnership, committee proprietorship, franchise holding company, joint stock company, business or real estate trust, non-profit organization, or other organization or group of people doing business with the school(s) governed by the Education Corporation **and** in which such entity, during the time of your tenure as a trustee, you and/or your immediate family member(s) or person(s) living in your house had a financial interest or other relationship. If you are a member, director, officer or employee of an organization formally partnered with the school(s) that is/are doing business with the school(s) through a management or services agreement, please identify only the name of the organization, your position in the organization, and the relationship between such organization and the school(s). If there was no financial interest, write **None**.

Organization conducting business with the school(s)	Nature of business conducted	Approximate value of the business conducted	Name of Trustee and/or immediate family member of household holding an interest in the organization conducting business with the school(s) and the nature of the interest	Steps Taken to Avoid Conflict of Interest
<i>NONE</i>				

Signature *Wanda Reynolds*

Date 7/25/2017

Please note that this document is considered a public record and as such, may be made available to members of the public upon request under the Freedom of Information Law. Personal contact information provided below will be redacted.

Business Telephone: _____

Business Address: _____

E-mail Address:

Home Telephone: _____

Home Address: _____






Entry 9 BOT Table




Last updated: 07/31/2017

(tab across or use scroll bar at bottom of table)

1. Current Board Member Information

	Trustee Name	Email Addresses	Position on the Board	Committee Affiliations	Voting Member Per By Laws? (Y/N)	Area of Expertise, and/or Additional Role at School (parent, staff member, etc.)	Number of Terms Served and Length of Each (Include election date and term expiration)	Number of Board Mtgs Attended during 2016-17?
1	Jonathan Stearns	[REDACTED]	Chair/Board President	Executive/Finance/Audit	Yes	Finance	Election Date: 12/2/14; Term Expires: 6/30/18; Currently serving 1st term.	
2	Wendy Reynolds	[REDACTED]	Trustee/Member	Executive/Finance/Audit	Yes	Academic/Nonprofit Operations	Election Date: 12/2/14; Term Expires: 6/30/17; Current	

							tly servin g first term.
3	Ray Camer on		Truste e/Mem ber		Yes	Financ e	Electio n Date: 12/2/1 4; Term Expire s: 6/30/1 8; Curren tly servin g first term.
4	Richar d Bayles		Treasu rer	Financ e/Audit	Yes	Acade mic and Financ e	Electio n Date: 10/15/ 15; Term Expire s: 6/30/1 8; Curren tly servin g first term.
5	Angela Berges on		Truste e/Mem ber		Yes	Acade mic	Electio n Date: 8/13/1 5; Term Expire s: 6/30/1 7; Curren tly servin g first term.

6	Carrie Sealy		Secretary		Yes	Operations/Academics	Election Date: 12/2/14; Term Expires: 6/30/18; Currently serving 2nd term.
7	Eileen Niedzwiecki		Vice Chair/ Vice President	Development	Yes	Human Capital, fundraising, nonprofit management	Election Date: 12/2/14; Term Expires: 6/30/17; Currently serving first term.
8	Carlos Flynn		Treasurer	Finance/Audit/Development	Yes	Finance/Fundraising/Bronx Community	Election Date: 12/2/14; Term Expires: 6/30/17; Currently serving first term.
						Operat	Election Date: 3/16/16; Term

9	Michael Officer	[REDACTED]	Trustee/Member	Development	Yes	ions, South Bronx Community	Expires: 6/30/18; Currently serving first term.
10	Jason Duchin	[REDACTED]	Trustee/Member		Yes	Nonprofit operations, academics	Election Date: 12/2/14; Term Expires: 6/30/18; Currently serving 2nd term.
11	Daniel Sternberg	[REDACTED]	Trustee/Member		Yes	Operations, Legal	Election Date: 3/25/15; Term Expires: 6/30/17; Currently serving first term.
12							
13							
14							
15							
16							
17							

18									
19									
20									

2. Total Number of Members on June 30, 2016 7

3. Total Number of Members Joining the Board 2016-17 School Year 0

4. Total Number of Members Departing the Board during the 2016-17 School Year 5

5. Number of Voting Members 2016-17, as set by the by-laws, resolution or minutes 7

6. Number of Board Meetings Conducted in the 2016-17 School Year 12

7. Number of Board Meetings Scheduled for the [2017-18](#) School Year 12

Thank you.



Entry 11 Enrollment and Retention of Special Populations

Last updated: 07/31/2017

[Instructions for Reporting Enrollment and Retention Strategies](#)

Describe the efforts the charter school has made in 2016 2017 toward meeting targets to attract and retain enrollment of students with disabilities, English language learners, and students who are economically disadvantaged. In addition, describe the school's plans for meeting or making progress toward meeting its enrollment and retention targets in 2017 2018.

Recruitment/Attraction Efforts Toward Meeting Targets

	Describe Efforts Toward Meeting Recruitment Targets 2016 17)	Describe Plans Toward Meeting Recruitment Targets 2017 18)
Economically Disadvantaged	<p>To recruit Economically Disadvantaged students, SASB focused their recruitment efforts on neighborhoods that have high percentages of low income families. The school distributed information kits containing brochures, flyers, application forms and vital school throughout the community. These information kits were made available to local homeless shelters, housing developments, day care centers, social service agencies, and any other institutions serving low income families. In addition, the school held a series of information sessions in the community annually, which include open houses and recruitment fairs.</p>	<p>In 2017 18, SASB will continue to implement similar strategies as employed in 2016 17 to recruit Economically Disadvantaged students.</p>
English Language Learners	<p>Aligned with the charter law, Storefront Academy Charter School is committed to making good faith efforts to attract English language learners. Our outreach strategies for this subgroup of students include marketing materials that describe the additional supports that our school provides to our English language learners and their families and raising awareness of how the school will provide parental notices in multiple languages, how they will be kept informed of their rights and responsibilities, and how staff members will be available to communicate with them.</p>	<p>In 2017 18, SASB will continue to implement similar strategies as employed in 2016 17 to recruit English Language Learners.</p>
Students with Disabilities	<p>SASB is equally committed to making good faith efforts to attract Students with Disabilities. Our efforts include recruitment materials and presentations that emphasize the special education and related social emotional support services that Storefront Academy provides. We also make sure to focus on our programs in place to ensure that ALL students have equal access to all programs and services including the following: instructional services (e.g., small skill and guided reading groups) and support services (e.g., guidance and counseling).</p>	<p>In 2017 18, SASB will continue to implement similar strategies as employed in 2016 17 to recruit Students with Disabilities.</p>

Retention Efforts Toward Meeting Targets

	Describe Efforts Toward Meeting Retention Targets 2016 17)	Describe Plans Toward Meeting Retention Targets 2017 18)
Economically Disadvantaged	<p>To retain Economically Disadvantaged students, SASB provided numerous supports to ensure that students from low income families are able to participate in all programming, such as free uniforms to those who needed them. Fees for extracurricular programs and field trips were waived, and supplies (including health and hygiene) were provided when needed.</p>	<p>In 2017 18, SASB will continue to implement similar strategies as employed in 2016 17 to retain Economically Disadvantaged students.</p>
English Language Learners	<p>To retain English Language Learners by providing a high level of service, SASB supplemented the core reading and writing instructional materials used with additional resources. The ESL specialist was devoted to meeting the needs of struggling students who are also classified as ELLs. However, through sheltered instructional strategies, ELL teachers are able to positively impact all students in the classroom, as all students are able to benefit from these sheltered instructional strategies.</p> <p>In addition, the school environment is one in which there is consistency in daily routines, experiences and interactions with peers. Accountable talk and student sharing are part of the workshop structure. Lessons are conducted in a “meeting area” with close teacher physical contact. Teachers are cognizant of supporting students’ needs before students are sent off to work independently to practice a skill or strategy that has been modeled for them. ELL students will be encouraged to remain at the meeting area to review, reinforce and to repeat instructions given. Small group instruction during guided reading and guided writing and conferring will occur daily and will further focus on ELL needs.</p> <p>For families, the school will translate all materials necessary for parents into the appropriate language spoken by non English speaking parents. The Home Language Surveys will provide the school with information about the home languages spoken by our non English speaking parents. These materials will be translated by members of the school staff who are</p>	<p>In 2017 18, SASB will continue to implement similar strategies as employed in 2016 17 to retain English Language Learners.</p>

proficient readers, writers and speakers of the targeted languages, and to the extent there is no one on staff available to translate these documents into a targeted language, Storefront Academy Charter School will hire a translation service.

To retain Students with Disabilities, SASB employed appropriately certified special education staff to support its special education program, including a Director of Inclusion (special education coordinator), learning specialist (special education teacher), and a school social worker.

Storefront Academy Charter School's special education model is one of inclusion. Special classes, separate schooling, or other removal of students with disabilities from the regular educational environment only occurred if the nature or severity of the disability is such that education in regular classes with the use of supplementary aids and services could not be achieved satisfactorily, in accordance with the student's IEP.

in addition, SASB ensured that the special education programs and services, as indicated on each student's IEP, were provided directly to the student during school hours. Special education students at SACS, when appropriate according to their IEPs, received their adapted curriculum work and other therapies within a regular education classroom, with Special educators and related service providers (i.e. speech and language, occupational and physical therapists) providing push in services. The School will provide support services to students to ensure that IEP mandates and measurable goals are met.

Storefront Academy Charter School also had a social worker on staff for those students who, according to their IEPs, required counseling services. SACS special education staff and consultant services also served as special education consultants to the overall school community. Special education staff worked with general education teachers to support the education of students with disabilities in a manner consistent with and supportive of the students' IEPs. To this end,

Student
s with
Disabilit
ies

In 2017 18, SASB will continue to implement similar strategies as employed in 2016 17 to retain Students with Disabilities.

special education staff ensured that these teachers at the school are knowledgeable about the needs of students with disabilities, are informed about their responsibilities for particular students, and received the support they may require to implement each student's program.



Entry 12 Classroom Teacher and Administrator Attrition

Last updated: 07/21/2017

Report changes in teacher and administrator staffing.

Instructions for completing the Classroom Teacher and Administrator Attrition Tables

Charter schools must complete the two tables named 2016-2017 Classroom Teacher and Administrator Attrition to report changes in teacher and administrator staffing in 2016-2017. Please provide the full time equivalent (FTE) of staff on June 30, 2016; the FTE for any departed staff from July 1, 2016 through June 30, 2017; the FTE for added staff from July 1, 2016 through June 30, 2017; and the FTE of staff added in newly created positions from July 1, 2016 through June 30, 2017 using the two tables provided.

Classroom Teacher Attrition Table

	FTE Classroom Teachers on June 30, 2016	FTE Classroom Teachers Departed 7/1/16 6/30/17	FTE Classroom Teachers Filling Vacant Positions 7/1/16 6/30/17	FTE Classroom Teachers Added in New Positions 7/1/16 6/30/17	FTE of Classroom Teachers on June 30, 2017
	10	7	6	5	14

Administrator Position Attrition Table

	FTE Administrative Positions on June 30, 2016	FTE Administrators Departed 7/1/16 6/30/17	FTE Administrators Filling Vacant Positions 7/1/16 6/30/17	FTE Administrators Added in New Positions 7/1/16 6/30/17	FTE Administrative Positions on June 30, 2017
	9	7	6	7	15

Thank you



Expand the Possible. Own the Future.

Draft 2017-2018 SASB School Calendar

August 2017

August 28th- First Day Grade K (Half Day) (No bus service)

August 29th- Grade K is session (Half Day) (No bus service)

August 30th – First day of School (No bus service)

September 2017

September 1st – No School

September 4th No School

September 11th- Extended Day Program Begins

September 13th- Open House 3pm-6pm

September 21-22nd- Rosh Hashanah (No school)

October 2017

October 9th- Columbus Day (No School)

October 11th- P.T.C. 3pm-7pm

November 2017

November 7th- Election Day (No students in attendance) (Staff PD Day)



Expand the Possible. Own the Future.

Draft SASB 2017-2018 School Calendar

November 9th- Half Day Dismissal

November 10th- Veterans Day (No School)

November 15th- Report Cards

November 22-24th- Thanksgiving Break (No School)

December 2017

December 20th- P.T.C 3pm-7pm

December 25-January 2nd- Winter Break

January 2018

January 3rd- Classes resume

January 15th- M.L.K Day (No School)

January 26th- Half Day Dismissal

February 2018

February 7th- Report Cards

February 16-February 23rd- Lunar New Year/Mid Winter Recess (No School)

February 26th – Classes Resume

March 2018

March 16th- Half Day Dismissal

March 28th- P.T.C 3pm-7pm



Expand the Possible. Own the Future.

April 2018

March 30th-April 6th – Spring Recess (No School)

April 9th – Classes Resume

May 2018

May 18th – Half Day Dismissal

May 23rd- Report Cards

May 28th- Memorial Day (No School)

June 2018

June 11th - No Students in Attendance (Staff Day)

June 15th – Eid (No School)

June 22nd- Last Day of School

Total of 184 School Days