



Entry 1 School Information

Created: 07/26/2017 • Last updated: 07/27/2017

Please be advised that you will need to complete this cover page (including signatures) before all of the other tasks assigned to you by your authorizer are visible on your task page. While completing this task, please ensure that you select the correct authorizer (**as of June 30, 2017**) or you may not be assigned the correct tasks.

a. SCHOOL NAME AND BEDS# SUCCESS ACADEMY CS BRONX 2 (SUNY Trustees)

(Select name from the drop down menu)

b. CHARTER AUTHORIZER SUNY Authorized Charter School

(For technical reasons, please re select authorizer name from the drop down menu).

c. DISTRICT / CSD OF LOCATION NYC CSD 9

d1. SCHOOL INFORMATION

	PRIMARY ADDRESS	PHONE NUMBER	FAX NUMBER	EMAIL ADDRESS
	450 Saint Paul's Place, 5th Floor	[REDACTED]	[REDACTED]	[REDACTED]

d2. PHONE CONTACT NUMBER FOR AFTER HOURS EMERGENCIES

Contact Name	Toby Whitman
Title	Associate Director of Operations
Emergency Phone Number (### ###-###)	[REDACTED]

e. SCHOOL WEB ADDRESS (URL) www.successacademies.org

f. DATE OF INITIAL CHARTER 02/2010

g. DATE FIRST OPENED FOR INSTRUCTION 08/2010

i. TOTAL ENROLLMENT ON JUNE 30, 2017 694

j. GRADES SERVED IN SCHOOL YEAR 2016-17

Check all that apply

Grades Served	K, 1, 2, 3, 4, 5, 6, 7
---------------	------------------------

k1. DOES THE SCHOOL CONTRACT WITH A CHARTER OR EDUCATIONAL MANAGEMENT ORGANIZATION? Yes

k2. NAME OF CMO/EMO AND ADDRESS

NAME OF CMO/EMO	Success Academy Charter Schools
PHYSICAL STREET ADDRESS	95 Pine Street, Floor 6
CITY	New York
STATE	NY
ZIP CODE	10005
EMAIL ADDRESS	[REDACTED]

l1. FACILITIES

Does the school maintain or operate multiple sites?

	Yes, 2 sites
--	--------------

12. SCHOOL SITES

Please list the sites where the school will operate for the upcoming school year.

	Physical Address	Phone Number	District/CSD	Grades Served at Site	School at Full Capacity at Site	Facilities Agreement
Site 1 (same as primary site)	450 St. Pauls Place, 5th Floor, Bronx, NY 10456	[REDACTED]	CSD 9	K 4	Yes	DOE space
Site 2	270 East 167th Street Bronx, NY 10456	[REDACTED]	CSD 9	5 7	No	DOE space
Site 3						

12a. Please provide the contact information for Site 1.

	Name	Work Phone	Alternate Phone	Email Address
School Leader	Angela Inslee	[REDACTED]		[REDACTED]
Operational Leader	Ariana Ames	[REDACTED]		[REDACTED]
Compliance Contact	Vanessa Biondo	[REDACTED]		[REDACTED]
Complaint Contact	Vanessa Biondo	[REDACTED]		[REDACTED]

13. Please provide the contact information for Site 2.

	Name	Work Phone	Alternate Phone	Email Address
School Leader	Danielle Hauser	[REDACTED]		[REDACTED]
Operational Leader	Robert Noonan	[REDACTED]		[REDACTED]
Compliance Contact	Vanessa Biondo	[REDACTED]		[REDACTED]
Complaint Contact	Vanessa Biondo	[REDACTED]		[REDACTED]

m1. Is the school or are the school sites co-located? Yes

m2. Please list the terms of your current co-location.

	Date school will leave current co location	Is school working with NYCDOE to expand into current space?	If so, list year expansion will occur.	Is school working with NYCDOE to move to separate space?	If so, list the proposed space and year planned for move	School at Full Capacity at Site
Site 1 (primary site)						
Site 2						
Site 3						

n1. Were there any revisions to the school's charter during the 2016-17 school year? (Please include approved or pending material and non-material charter revisions). No

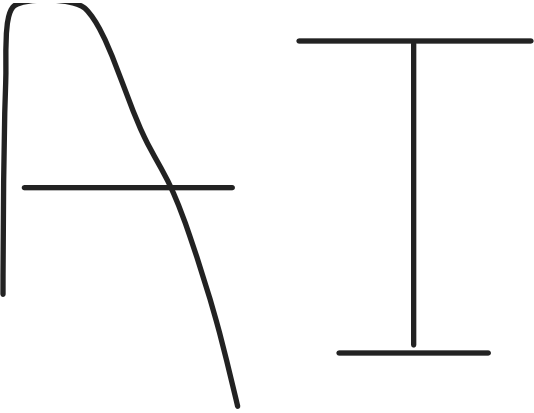
o. Name and Position of Individual(s) Who Completed the 2016-17 Annual Report.

Yvonne Chan (Assistant General Counsel)

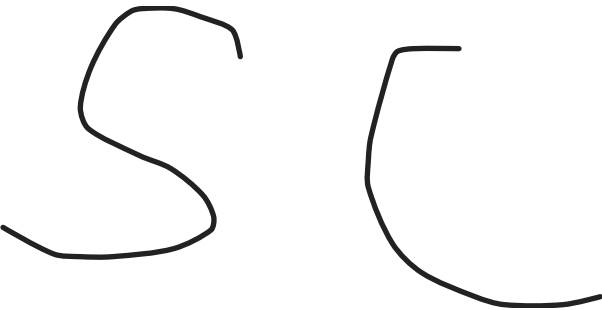
p. Our signatures below attest that all of the information contained herein is truthful and accurate and that this charter school is in compliance with all aspects of its charter, and with all pertinent Federal, State, and local laws, regulations, and rules. We understand that if any information in any part of this report is found to have been deliberately misrepresented, that will constitute grounds for the revocation of our charter. Check **YES if you agree and then use the mouse on your PC or the stylist on your mobile device to sign your name).**

Yes

Signature, Head of Charter School

The signature consists of two characters: a capital letter 'A' and a capital letter 'I'. The 'A' is written with a single continuous stroke that starts at the top left, curves down to the left, then up to the top right, and finally down to the bottom right. The 'I' is written with three strokes: a horizontal top bar, a vertical stem, and a horizontal bottom bar.

Signature, President of the Board of Trustees

The signature consists of two characters: a capital letter 'S' and a capital letter 'C'. The 'S' is written with a single continuous stroke that starts at the top left, curves down to the left, then up to the top right, and finally down to the bottom right. The 'C' is written with a single continuous stroke that starts at the top left, curves down to the left, then up to the top right, and finally down to the bottom right.

Date

2017/07/27

Thank you.



Entry 2 NYS School Report Card Link

Last updated: 07/27/2017

1. NEW YORK STATE REPORT CARD

URL is not available

Provide a direct URL or web link to the most recent New York State School Report Card for the charter school (See <https://reportcards.nysed.gov/>).

(Charter schools completing year one will not yet have a School Report Card or link to one. Please type "URL is not available" in the space provided).



Entry 4 Expenditures per Child

Last updated: 07/31/2017

Financial Information

This information is required of ALL charter schools. Provide the following measures of fiscal performance of the charter school in Appendix B (Total Expenditures and Administrative Expenditures Per Child):

1. Total Expenditures Per Child

To calculate '**Total Expenditures per Child**' take total expenditures (from the unaudited 2016-17 Schedule of Functional Expenses) and divide by the year end FTE student enrollment. (Integers Only. No dollar signs or commas).

Note: The information on the Schedule of Functional Expenses on pages 41-43 of the Audit Guide can help schools locate the amounts to use in the two per pupil calculations: <http://www.p12.nysed.gov/psc/AuditGuide.html>

Line 1: Total Expenditures	11278615
Line 2: Year End FTE student enrollment	691
Line 3: Divide Line 1 by Line 2	16322

2. Administrative Expenditures per Child

To calculate **'Administrative Expenditures per Child'** To calculate "Administrative Expenditures per Child" first *add* together the following:

1. Take the relevant portion from the 'personnel services cost' row and the 'management and general' column (from the unaudited 2016 17 Schedule of Functional Expenses)
2. Any contracted administrative/management fee paid to other organizations or corporations
3. Take the total from above and divide it by the year end FTE enrollment. The relevant portion that must be included in this calculation is defined as follows:

Administrative Expenditures: Administration and management of the charter school includes the activities and personnel of the offices of the chief school officer, the finance or business offices, school operations personnel, data management and reporting, human resources, technology, etc. It also includes those administrative and management services provided by other organizations or corporations on behalf of the charter school for which the charter school pays a fee or other compensation. Do not include the FTE of personnel whose role is to directly support the instructional program.

Notes:

The information on the Schedule of Functional Expenses on pages 41-43 of the Audit Guide can help schools locate the amounts to use in the two per pupil calculations:

<http://www.p12.nysed.gov/psc/AuditGuide.html>.

Employee benefit costs or expenditures should not be reported in the above calculations.

Line 1: Relevant Personnel Services Cost (Row)	400600
Line 2: Management and General Cost (Column)	1342420
Line 3: Sum of Line 1 and Line 2	1743020
Line 5: Divide Line 3 by the Year End FTE student enrollment	2522

Thank you.



**GENERAL INSTRUCTIONS FOR
ANNUAL BUDGET/QUARTERLY REPORT**

TEMPLATE TABS

1- GRAY tab contains the Instructions




Instructions	Provides description of tabs and input requirements.
Funding by District	Charter School Tuition Rates

2- BLUE tabs require input of information

1.) Name of School	>Select school name from list. >Enter contact information.
2.) Enrollment	Enter enrollment information for Annual Budget (& Revisions) and Quarterly Actuals. Includes: >Enrollment by Grade >Enrollment by District
3.) Staffing Plan	Enter staffing plan information for Annual Budget (& Revisions) and Quarterly Actuals. Includes: >Full Time Equivalent (FTE), by Position Category, By Quarter
4.) Yearly Budget	Enter Yearly Budget information. Includes: >"Pior Year" column may be completed based upon preliminary data, and adjusted with Annual Audited data when the Quarter 2 Actuals are being submitted. (Note: Quarterly Revenue allocation may be set) >Budgeted Enrollment data and Per Pupil Revenue for the current year are populated based upon input on tab "2.) Enrollment." >Budgeted FTE for current year is populated based upon input on tab "3.) Staffing Plan." >All other sources of revenue >All expenses >Budget Revisions, as necessary and <i>approved</i> by the school's Board of Directors, should be submitted when submitting Quarterly Actuals.
5.) Balance Sheet	Enter Balance Sheet information for EdCorps. Separate schools merged into a primary EdCorp should NOT use this tab. >"Pior Year" column may be completed based upon preliminary data, and adjusted with Annual Audited data when the Quarter 2 Actuals are being submitted.

6.) Quarterly Report	Enter Actual Quarterly Report information . Includes: >Actual Enrollment data and Per Pupil Revenue for the current year are populated based upon input on tab "2.) Enrollment." >Actual FTE for current year is populated based upon input on tab "3.) Staffing Plan." >All other sources of revenue >All expenses
7.) Annual Report Requirement	Complete when submitting Actual Quarter 4.

CELL COLORS & GUIDANCE COMMENTS

-  = Enter information into the light BLUE shaded cells.
-  = Cells labeled in ORANGE containe guidance regarding the input of information.
-  = Cells containing RED triangles in the upper right corner contain "guidance comments" on that particular line item. Please "mouse-over" the triangle to reveal each comment.

**Charter Funding Alphabetical By NYS School District
* (Sum of Charter School Basic Tuition and Supplemental Basic Tuition)**



ANNUAL BUDGET & QUARTERLY REPORT TEMPLATE

Success Academy Charter School - Bronx 2

SCHOOL

Name:	Success Academy Charter School - Bronx 2
--------------	--

CONTACT INFORMATION

Contact Name:	Garrick Wong
Contact Title:	Senior Accountant
Contact Email:	[REDACTED]
Contact Phone:	[REDACTED]

REPORT PERIOD

Current Academic Year:	2017-18
Prior Academic Year:	2016-17

PLAN - FULL TIME EQUIVALENT

STAFFING PLAN - FULL TIME EQUIVALENT ("FTE")

***NOTE:** Enter the number of FTE positions in the "blue" cells.

***NOTE:** Enter the number of FTE positions in the "blue" cells.

***NOTE:** If there are NO budget revisions at the time of quarterly submittal leave the 'REVISED' Column(s) COMPLETELY BLANK.

ADMINISTRATIVE PERSONNEL FTE	ADMINISTRATIVE PERSONNEL FTE	PRIOR YEAR
		2016-17
		ACTUAL
Executive Management	Executive Management	
Instructional Management	Instructional Management	
Deans, Directors & Coordinators	Deans, Directors & Coordinators	
CFO / Director of Finance	CFO / Director of Finance	
Operation / Business Manager	Operation / Business Manager	
Administrative Staff	Administrative Staff	
TOTAL ADMINISTRATIVE STAFF	TOTAL ADMINISTRATIVE STAFF	0.0

ANNUAL BUDGETED FTE							
Q1		Q2		Q3		Q4	
Original	Revised	Original	Revised	Original	Revised	Original	Revised
0.0		0.0		0.0		0.0	
6.0		6.0		6.0		6.0	
5.0		5.0		5.0		5.0	
0.0		0.0		0.0		0.0	
8.0		8.0		8.0		8.0	
0.0		0.0		0.0		0.0	
19.0	0.0	19.0	0.0	19.0	0.0	19.0	0.0

INSTRUCTIONAL PERSONNEL FTE	INSTRUCTIONAL PERSONNEL FTE	PRIOR YEAR
		2016-17
		ACTUAL
Teachers - Regular	Teachers - Regular	
Teachers - SPED	Teachers - SPED	
Substitute Teachers	Substitute Teachers	
Teaching Assistants	Teaching Assistants	
Specialty Teachers	Specialty Teachers	
Aides	Aides	
Therapists & Counselors	Therapists & Counselors	
Other	Other	
TOTAL INSTRUCTIONAL	TOTAL INSTRUCTIONAL	0.0

ANNUAL BUDGETED FTE							
Q1		Q2		Q3		Q4	
Original	Revised	Original	Revised	Original	Revised	Original	Revised
40.0		40.0		40.0		40.0	
17.0		17.0		17.0		17.0	
0.0		0.0		0.0		0.0	
12.0		12.0		12.0		12.0	
10.0		10.0		10.0		10.0	
0.0		0.0		0.0		0.0	
2.5		2.5		2.5		2.5	
0.0		0.0		0.0		0.0	
81.5	0.0	81.5	0.0	81.5	0.0	81.5	0.0

NON-INSTRUCTIONAL PERSONNEL FTE	NON-INSTRUCTIONAL PERSONNEL FTE	PRIOR YEAR
		2016-17
		ACTUAL
Nurse	Nurse	
Librarian	Librarian	
Custodian	Custodian	
Security	Security	
Other	Other	
TOTAL NON-INSTRUCTIONAL	TOTAL NON-INSTRUCTIONAL	0.0

ANNUAL BUDGETED FTE							
Q1		Q2		Q3		Q4	
Original	Revised	Original	Revised	Original	Revised	Original	Revised
0.0		0.0		0.0		0.0	
0.0		0.0		0.0		0.0	
0.0		0.0		0.0		0.0	
0.0		0.0		0.0		0.0	
0.0		0.0		0.0		0.0	
0.0	0.0	0.0	0.0	0.0	0.0	0.0	0.0

TOTAL PERSONNEL SERVICE FTE	TOTAL PERSONNEL SERVICE FTE	0.0
------------------------------------	------------------------------------	-----

100.5	0.0	100.5	0.0	100.5	0.0	100.5	0.0
-------	-----	-------	-----	-------	-----	-------	-----

**SS ACADEMY CHARTER SCHOOL
2017-18**

PLAN - FULL TIME EQUIVALENT

**NOTE: Enter the number of FTE positions in the "blue" cells. Should be input.*

**NOTE: State the assumptions that are being made for personnel FTE levels.*

ADMINISTRATIVE PERSONNEL FTE		Description of Assumptions
	Q4	
	Actual	
Executive Management		
Instructional Management		
Deans, Directors & Coordinators		
CFO / Director of Finance		
Operation / Business Manager		
Administrative Staff		
TOTAL ADMINISTRATIVE STAFF	0.0	

INSTRUCTIONAL PERSONNEL FTE		Description of Assumptions
	Q4	
	Actual	
Teachers - Regular		
Teachers - SPED		
Substitute Teachers		
Teaching Assistants		
Specialty Teachers		
Aides		
Therapists & Counselors		
Other		
TOTAL INSTRUCTIONAL	0.0	

NON-INSTRUCTIONAL PERSONNEL FTE		Description of Assumptions
	Q4	
	Actual	
Nurse		
Librarian		
Custodian		
Security		
Other		
TOTAL NON-INSTRUCTIONAL	0.0	

TOTAL PERSONNEL SERVICE FTE	0.0	
------------------------------------	-----	--

SUCCESS ACADEMY CHARTER SCHOOL - BRONX 2

Budget / Operating Plan
2017-18

Total Revenue	-	3,320,035	-	-	3,320,035	-	-	3,320,035	-	-	3,320,035	-	-
Total Expenses	-	3,543,220	-	-	3,543,220	-	-	3,543,220	-	-	3,543,220	-	-
Net Income	-	(223,186)	-	-	(223,186)	-	-	(223,186)	-	-	(223,186)	-	-
Actual Student Enrollment	-	727	-	-	727	-	-	727	-	-	727	-	-

2016-17 Revenue Per Pupil	1st Quarter - 7/1 - 9/30			2nd Quarter - 10/1 - 12/31			3rd Quarter - 1/1 - 3/31			4th Quarter - 4/1 - 6/30		
	Original Budget	Revised Budget	Variance	Original Budget	Revised Budget	Variance	Original Budget	Revised Budget	Variance	Original Budget	Revised Budget	Variance

REVENUE

REVENUES FROM STATE SOURCES

2017-18
Per Pupil Rate

***NOTE:** If there are NO budget revisions at the time of quarterly submittal leave the 'REVISED' Column(s) COMPLETELY BLANK. If budget revisions ARE made, the entire "REVISED" budget columns for the affected quarter(s) must be completed on tabs 2, 3 and 4.

Allocate Per Pupil Revenue by Quarter	PPR %/Qtr->	25.0%	25.0%	25.0%	25.0%	25.0%	25.0%	25.0%	25.0%	25.0%	25.0%	25.0%	
NYC CHANCELLOR'S OFFICE	14,527	2,639,374	-	-	2,639,374	-	-	2,639,374	-	-	2,639,374	-	-
-	-	-	-	-	-	-	-	-	-	-	-	-	-
-	-	-	-	-	-	-	-	-	-	-	-	-	-
-	-	-	-	-	-	-	-	-	-	-	-	-	-
-	-	-	-	-	-	-	-	-	-	-	-	-	-
-	-	-	-	-	-	-	-	-	-	-	-	-	-
-	-	-	-	-	-	-	-	-	-	-	-	-	-
-	-	-	-	-	-	-	-	-	-	-	-	-	-
-	-	-	-	-	-	-	-	-	-	-	-	-	-
-	-	-	-	-	-	-	-	-	-	-	-	-	-
-	-	-	-	-	-	-	-	-	-	-	-	-	-
-	-	-	-	-	-	-	-	-	-	-	-	-	-
-	-	-	-	-	-	-	-	-	-	-	-	-	-
-	-	-	-	-	-	-	-	-	-	-	-	-	-
-	-	-	-	-	-	-	-	-	-	-	-	-	-
-	-	-	-	-	-	-	-	-	-	-	-	-	-
-	-	-	-	-	-	-	-	-	-	-	-	-	-
-	-	-	-	-	-	-	-	-	-	-	-	-	-
-	-	-	-	-	-	-	-	-	-	-	-	-	-
ALL OTHER School Districts: (Weighted Avg)	-	-	-	-	-	-	-	-	-	-	-	-	-
TOTAL Per Pupil Revenue (Weighted Average Per Pupil Funding)	14,527	2,639,374	-	-	2,639,374	-	-	2,639,374	-	-	2,639,374	-	-
Special Education Revenue	-	383,194	-	-	383,194	-	-	383,194	-	-	383,194	-	-
Grants	-	-	-	-	-	-	-	-	-	-	-	-	-
Stimulus	-	-	-	-	-	-	-	-	-	-	-	-	-
DYCD (Department of Youth and Community Development)	-	-	-	-	-	-	-	-	-	-	-	-	-
Other	-	62,682	-	-	62,682	-	-	62,682	-	-	62,682	-	-
NYC DoE Rental Assistance	-	-	-	-	-	-	-	-	-	-	-	-	-
Other	-	-	-	-	-	-	-	-	-	-	-	-	-
TOTAL REVENUE FROM STATE SOURCES	-	3,085,250	-	-	3,085,250	-	-	3,085,250	-	-	3,085,250	-	-
REVENUE FROM FEDERAL FUNDING	-	-	-	-	-	-	-	-	-	-	-	-	-
IDEA Special Needs	-	15,204	-	-	15,204	-	-	15,204	-	-	15,204	-	-
Title I	-	73,929	-	-	73,929	-	-	73,929	-	-	73,929	-	-
Title Funding - Other	-	2,075	-	-	2,075	-	-	2,075	-	-	2,075	-	-
School Food Service (Free Lunch)	-	54,355	-	-	54,355	-	-	54,355	-	-	54,355	-	-
Grants	-	-	-	-	-	-	-	-	-	-	-	-	-
Charter School Program (CSP) Planning & Implementation	-	36,125	-	-	36,125	-	-	36,125	-	-	36,125	-	-
Other	-	-	-	-	-	-	-	-	-	-	-	-	-
Other	-	-	-	-	-	-	-	-	-	-	-	-	-
TOTAL REVENUE FROM FEDERAL SOURCES	-	181,688	-	-	181,688	-	-	181,688	-	-	181,688	-	-
LOCAL and OTHER REVENUE	-	-	-	-	-	-	-	-	-	-	-	-	-
Contributions and Donations	-	-	-	-	-	-	-	-	-	-	-	-	-
Fundraising	-	-	-	-	-	-	-	-	-	-	-	-	-
Erate Reimbursement	-	18,399	-	-	18,399	-	-	18,399	-	-	18,399	-	-
Earnings on Investments	-	-	-	-	-	-	-	-	-	-	-	-	-
Interest Income	-	-	-	-	-	-	-	-	-	-	-	-	-
Food Service (Income from meals)	-	-	-	-	-	-	-	-	-	-	-	-	-
Text Book	-	-	-	-	-	-	-	-	-	-	-	-	-
OTHER	-	34,697	-	-	34,697	-	-	34,697	-	-	34,697	-	-
TOTAL REVENUE FROM LOCAL and OTHER SOURCES	-	53,096	-	-	53,096	-	-	53,096	-	-	53,096	-	-

SUCCESS ACADEMY CHARTER SCHOOL - BRONX 2													
Budget / Operating Plan													
2017-18													
Total Revenue	-	3,320,035	-	-	3,320,035	-	-	3,320,035	-	-	3,320,035	-	-
Total Expenses	-	3,543,220	-	-	3,543,220	-	-	3,543,220	-	-	3,543,220	-	-
Net Income	-	(223,186)	-	-	(223,186)	-	-	(223,186)	-	-	(223,186)	-	-
Actual Student Enrollment	-	727	-	-	727	-	-	727	-	-	727	-	-
	Prior Year Actual	1st Quarter - 7/1 - 9/30			2nd Quarter - 10/1 - 12/31			3rd Quarter - 1/1 - 3/31			4th Quarter - 4/1 - 6/30		
	2016-17	Original	Revised	Variance	Original	Revised	Variance	Original	Revised	Variance	Original	Revised	Variance
	Revenue Per Pupil	Budget	Budget		Budget	Budget		Budget	Budget		Budget	Budget	
TOTAL REVENUE	-	3,320,035	-	-	3,320,035	-	-	3,320,035	-	-	3,320,035	-	-

SUCCESS ACADEMY CHARTER SCHOOL - BRONX 2

Budget / Operating Plan

2017-18

Total Revenue	-	3,320,035	-	-	3,320,035	-	-	3,320,035	-	-	3,320,035	-	-
Total Expenses	-	3,543,220	-	-	3,543,220	-	-	3,543,220	-	-	3,543,220	-	-
Net Income	-	(223,186)	-	-	(223,186)	-	-	(223,186)	-	-	(223,186)	-	-
Actual Student Enrollment	-	727	-	-	727	-	-	727	-	-	727	-	-

2016-17 Revenue Per Pupil	1st Quarter - 7/1 - 9/30			2nd Quarter - 10/1 - 12/31			3rd Quarter - 1/1 - 3/31			4th Quarter - 4/1 - 6/30		
	Original Budget	Revised Budget	Variance	Original Budget	Revised Budget	Variance	Original Budget	Revised Budget	Variance	Original Budget	Revised Budget	Variance

EXPENSES

ADMINISTRATIVE STAFF PERSONNEL COSTS

Avg. No.
of Positions

Executive Management	-	-	-	-	-	-	-	-	-	-	-	-	-
Instructional Management	6.00	197,656	-	-	197,656	-	-	197,656	-	-	197,656	-	-
Deans, Directors & Coordinators	5.00	76,250	-	-	76,250	-	-	76,250	-	-	76,250	-	-
CFO / Director of Finance	-	-	-	-	-	-	-	-	-	-	-	-	-
Operation / Business Manager	8.00	127,500	-	-	127,500	-	-	127,500	-	-	127,500	-	-
Administrative Staff	-	-	-	-	-	-	-	-	-	-	-	-	-
TOTAL ADMINISTRATIVE STAFF	19.00	401,406	-	-	401,406	-	-	401,406	-	-	401,406	-	-

INSTRUCTIONAL PERSONNEL COSTS

Teachers - Regular	40.00	634,032	-	-	634,032	-	-	634,032	-	-	634,032	-	-
Teachers - SPED	17.00	291,312	-	-	291,312	-	-	291,312	-	-	291,312	-	-
Substitute Teachers	-	-	-	-	-	-	-	-	-	-	-	-	-
Teaching Assistants	12.00	159,136	-	-	159,136	-	-	159,136	-	-	159,136	-	-
Specialty Teachers	10.00	212,058	-	-	212,058	-	-	212,058	-	-	212,058	-	-
Aides	-	-	-	-	-	-	-	-	-	-	-	-	-
Therapists & Counselors	2.50	40,625	-	-	40,625	-	-	40,625	-	-	40,625	-	-
Other	-	-	-	-	-	-	-	-	-	-	-	-	-
TOTAL INSTRUCTIONAL	81.50	1,337,163	-	-	1,337,163	-	-	1,337,163	-	-	1,337,163	-	-

NON-INSTRUCTIONAL PERSONNEL COSTS

Nurse	-	-	-	-	-	-	-	-	-	-	-	-	-
Librarian	-	-	-	-	-	-	-	-	-	-	-	-	-
Custodian	-	-	-	-	-	-	-	-	-	-	-	-	-
Security	-	-	-	-	-	-	-	-	-	-	-	-	-
Other	-	-	-	-	-	-	-	-	-	-	-	-	-
TOTAL NON-INSTRUCTIONAL	-	-	-	-	-	-	-	-	-	-	-	-	-

SUBTOTAL PERSONNEL SERVICE COSTS

100.50	-	1,738,569	-	-	1,738,569	-	-	1,738,569	-	-	1,738,569	-	-
--------	---	-----------	---	---	-----------	---	---	-----------	---	---	-----------	---	---

PAYROLL TAXES AND BENEFITS

Payroll Taxes	-	153,350	-	-	153,350	-	-	153,350	-	-	153,350	-	-
Fringe / Employee Benefits	-	181,685	-	-	181,685	-	-	181,685	-	-	181,685	-	-
Retirement / Pension	-	52,157	-	-	52,157	-	-	52,157	-	-	52,157	-	-
TOTAL PAYROLL TAXES AND BENEFITS	-	387,192	-	-	387,192	-	-	387,192	-	-	387,192	-	-

TOTAL PERSONNEL SERVICE COSTS

100.50	-	2,125,761	-	-	2,125,761	-	-	2,125,761	-	-	2,125,761	-	-
--------	---	-----------	---	---	-----------	---	---	-----------	---	---	-----------	---	---

CONTRACTED SERVICES

Accounting / Audit	-	-	-	-	-	-	-	-	-	-	-	-	-
Legal	-	-	-	-	-	-	-	-	-	-	-	-	-
Management Company Fee	-	395,906	-	-	395,906	-	-	395,906	-	-	395,906	-	-
Nurse Services	-	-	-	-	-	-	-	-	-	-	-	-	-
Food Service / School Lunch	-	-	-	-	-	-	-	-	-	-	-	-	-
Payroll Services	-	15,877	-	-	15,877	-	-	15,877	-	-	15,877	-	-
Special Ed Services	-	-	-	-	-	-	-	-	-	-	-	-	-
Titlement Services (i.e. Title I)	-	-	-	-	-	-	-	-	-	-	-	-	-
Other Purchased / Professional / Consulting	-	8,029	-	-	8,029	-	-	8,029	-	-	8,029	-	-
TOTAL CONTRACTED SERVICES	-	419,812	-	-	419,812	-	-	419,812	-	-	419,812	-	-

SUCCESS ACADEMY CHARTER SCHOOL - BRONX 2													
Budget / Operating Plan													
2017-18													
	-	3,320,035	-	-	3,320,035	-	-	3,320,035	-	-	3,320,035	-	-
Total Revenue	-	3,320,035	-	-	3,320,035	-	-	3,320,035	-	-	3,320,035	-	-
Total Expenses	-	3,543,220	-	-	3,543,220	-	-	3,543,220	-	-	3,543,220	-	-
Net Income	-	(223,186)	-	-	(223,186)	-	-	(223,186)	-	-	(223,186)	-	-
Actual Student Enrollment	-	727	-	-	727	-	-	727	-	-	727	-	-
	Prior Year Actual	1st Quarter - 7/1 - 9/30			2nd Quarter - 10/1 - 12/31			3rd Quarter - 1/1 - 3/31			4th Quarter - 4/1 - 6/30		
	2016-17	Original	Revised	Variance	Original	Revised	Variance	Original	Revised	Variance	Original	Revised	Variance
	Revenue Per Pupil	Budget	Budget		Budget	Budget		Budget	Budget		Budget	Budget	
SCHOOL OPERATIONS													
Board Expenses	-	-	-	-	-	-	-	-	-	-	-	-	-
Classroom / Teaching Supplies & Materials	123,331	-	-	-	123,331	-	-	123,331	-	-	123,331	-	-
Special Ed Supplies & Materials	-	-	-	-	-	-	-	-	-	-	-	-	-
Textbooks / Workbooks	-	-	-	-	-	-	-	-	-	-	-	-	-
Supplies & Materials other	41,681	-	-	-	41,681	-	-	41,681	-	-	41,681	-	-
Equipment / Furniture	40,914	-	-	-	40,914	-	-	40,914	-	-	40,914	-	-
Telephone	-	-	-	-	-	-	-	-	-	-	-	-	-
Technology	64,375	-	-	-	64,375	-	-	64,375	-	-	64,375	-	-
Student Testing & Assessment	3,132	-	-	-	3,132	-	-	3,132	-	-	3,132	-	-
Field Trips	26,464	-	-	-	26,464	-	-	26,464	-	-	26,464	-	-
Transportation (student)	9,539	-	-	-	9,539	-	-	9,539	-	-	9,539	-	-
Student Services - other	50,332	-	-	-	50,332	-	-	50,332	-	-	50,332	-	-
Office Expense	87,916	-	-	-	87,916	-	-	87,916	-	-	87,916	-	-
Staff Development	74,718	-	-	-	74,718	-	-	74,718	-	-	74,718	-	-
Staff Recruitment	24,368	-	-	-	24,368	-	-	24,368	-	-	24,368	-	-
Student Recruitment / Marketing	26,537	-	-	-	26,537	-	-	26,537	-	-	26,537	-	-
School Meals / Lunch	137,034	-	-	-	137,034	-	-	137,034	-	-	137,034	-	-
Travel (Staff)	12,594	-	-	-	12,594	-	-	12,594	-	-	12,594	-	-
Fundraising	-	-	-	-	-	-	-	-	-	-	-	-	-
Other	2,296	-	-	-	2,296	-	-	2,296	-	-	2,296	-	-
TOTAL SCHOOL OPERATIONS	-	725,233	-	-	725,233	-	-	725,233	-	-	725,233	-	-
FACILITY OPERATION & MAINTENANCE													
Insurance	17,590	-	-	-	17,590	-	-	17,590	-	-	17,590	-	-
Janitorial	-	-	-	-	-	-	-	-	-	-	-	-	-
Building and Land Rent / Lease / Facility Finance Interest	-	-	-	-	-	-	-	-	-	-	-	-	-
Repairs & Maintenance	19,674	-	-	-	19,674	-	-	19,674	-	-	19,674	-	-
Equipment / Furniture	-	-	-	-	-	-	-	-	-	-	-	-	-
Security	-	-	-	-	-	-	-	-	-	-	-	-	-
Utilities	-	-	-	-	-	-	-	-	-	-	-	-	-
TOTAL FACILITY OPERATION & MAINTENANCE	-	37,264	-	-	37,264	-	-	37,264	-	-	37,264	-	-
DEPRECIATION & AMORTIZATION	235,150	-	-	-	235,150	-	-	235,150	-	-	235,150	-	-
RESERVES / CONTINGENCY	-	-	-	-	-	-	-	-	-	-	-	-	-
TOTAL EXPENSES	-	3,543,220	-	-	3,543,220	-	-	3,543,220	-	-	3,543,220	-	-
NET INCOME	-	(223,186)	-	-	(223,186)	-	-	(223,186)	-	-	(223,186)	-	-

SUCCESS ACADEMY CHARTER SCHOOL - BRONX 2													
Budget / Operating Plan													
2017-18													
	-	3,320,035	-	-	3,320,035	-	-	3,320,035	-	-	3,320,035	-	-
Total Revenue	-	3,320,035	-	-	3,320,035	-	-	3,320,035	-	-	3,320,035	-	-
Total Expenses	-	3,543,220	-	-	3,543,220	-	-	3,543,220	-	-	3,543,220	-	-
Net Income	-	(223,186)	-	-	(223,186)	-	-	(223,186)	-	-	(223,186)	-	-
Actual Student Enrollment	-	727	-	-	727	-	-	727	-	-	727	-	-
	Prior Year Actual	1st Quarter - 7/1 - 9/30			2nd Quarter - 10/1 - 12/31			3rd Quarter - 1/1 - 3/31			4th Quarter - 4/1 - 6/30		
	2016-17	Original	Revised	Variance	Original	Revised	Variance	Original	Revised	Variance	Original	Revised	Variance
	Revenue Per Pupil	Budget	Budget		Budget	Budget		Budget	Budget		Budget	Budget	
ENROLLMENT - *School Districts Are Linked To Above Entries*													
Number of Districts:													
NYC CHANCELLOR'S OFFICE	-	1	-	-	1	-	-	1	-	-	1	-	-
-	-	727	-	-	727	-	-	727	-	-	727	-	-
-	-	-	-	-	-	-	-	-	-	-	-	-	-
-	-	-	-	-	-	-	-	-	-	-	-	-	-
-	-	-	-	-	-	-	-	-	-	-	-	-	-
-	-	-	-	-	-	-	-	-	-	-	-	-	-
-	-	-	-	-	-	-	-	-	-	-	-	-	-
-	-	-	-	-	-	-	-	-	-	-	-	-	-
-	-	-	-	-	-	-	-	-	-	-	-	-	-
-	-	-	-	-	-	-	-	-	-	-	-	-	-
-	-	-	-	-	-	-	-	-	-	-	-	-	-
-	-	-	-	-	-	-	-	-	-	-	-	-	-
-	-	-	-	-	-	-	-	-	-	-	-	-	-
-	-	-	-	-	-	-	-	-	-	-	-	-	-
-	-	-	-	-	-	-	-	-	-	-	-	-	-
-	-	-	-	-	-	-	-	-	-	-	-	-	-
-	-	-	-	-	-	-	-	-	-	-	-	-	-
ALL OTHER School Districts: (Weighted Avg)	-	-	-	-	-	-	-	-	-	-	-	-	-
TOTAL ENROLLMENT	-	727	-	-	727	-	-	727	-	-	727	-	-
REVENUE PER PUPIL	-	4,568	-	-	4,568	-	-	4,568	-	-	4,568	-	-
EXPENSES PER PUPIL	-	4,875	-	-	4,875	-	-	4,875	-	-	4,875	-	-

SUCCESS ACADEMY CHARTER SCHOOL - BRONX 2						
Budget / Operating Plan						
2017-18						
	13,280,138	13,280,138	-	13,280,138	13,280,138	
Total Revenue	13,280,138	13,280,138	-	13,280,138	13,280,138	
Total Expenses	14,172,881	14,172,881	-	(14,172,881)	(14,172,881)	
Net Income	(892,742)	(892,742)	-	(892,742)	(892,742)	
Actual Student Enrollment						
	Total Year			VARIANCE		DESCRIPTION OF ASSUMPTIONS
	Original Budget	Revised Budget	Variance	Original Budget vs. PY Budget	Revised Budget vs. PY Budget	
TOTAL REVENUE	13,280,138	13,280,138	-	13,280,138	13,280,138	

		SUCCESS ACADEMY CHARTER SCHOOL - BRONX 2					DESCRIPTION OF ASSUMPTIONS
		Budget / Operating Plan					
		2017-18					
		13,280,138	13,280,138	-	13,280,138	13,280,138	
Total Revenue		13,280,138	13,280,138	-	13,280,138	13,280,138	
Total Expenses		14,172,881	14,172,881	-	(14,172,881)	(14,172,881)	
Net Income		(892,742)	(892,742)	-	(892,742)	(892,742)	
Actual Student Enrollment							
		Total Year			VARIANCE		
		Original Budget	Revised Budget	Variance	Original Budget vs. PY Budget	Revised Budget vs. PY Budget	
EXPENSES							
ADMINISTRATIVE STAFF PERSONNEL COSTS		Avg. No. of Positions					
Executive Management		-	-	-	-	-	
Instructional Management	6.00	790,625	790,625	-	(790,625)	(790,625)	
Deans, Directors & Coordinators	5.00	305,000	305,000	-	(305,000)	(305,000)	
CFO / Director of Finance	-	-	-	-	-	-	
Operation / Business Manager	8.00	510,000	510,000	-	(510,000)	(510,000)	
Administrative Staff	-	-	-	-	-	-	
TOTAL ADMINISTRATIVE STAFF	19.00	1,605,625	1,605,625	-	(1,605,625)	(1,605,625)	
INSTRUCTIONAL PERSONNEL COSTS							
Teachers - Regular	40.00	2,536,128	2,536,128	-	(2,536,128)	(2,536,128)	
Teachers - SPED	17.00	1,165,248	1,165,248	-	(1,165,248)	(1,165,248)	
Substitute Teachers	-	-	-	-	-	-	
Teaching Assistants	12.00	636,542	636,542	-	(636,542)	(636,542)	
Specialty Teachers	10.00	848,232	848,232	-	(848,232)	(848,232)	
Aides	-	-	-	-	-	-	
Therapists & Counselors	2.50	162,500	162,500	-	(162,500)	(162,500)	
Other	-	-	-	-	-	-	
TOTAL INSTRUCTIONAL	81.50	5,348,650	5,348,650	-	(5,348,650)	(5,348,650)	
NON-INSTRUCTIONAL PERSONNEL COSTS							
Nurse	-	-	-	-	-	-	
Librarian	-	-	-	-	-	-	
Custodian	-	-	-	-	-	-	
Security	-	-	-	-	-	-	
Other	-	-	-	-	-	-	
TOTAL NON-INSTRUCTIONAL	-	-	-	-	-	-	
SUBTOTAL PERSONNEL SERVICE COSTS	100.50	6,954,275	6,954,275	-	(6,954,275)	(6,954,275)	
PAYROLL TAXES AND BENEFITS							
Payroll Taxes		613,401	613,401	-	(613,401)	(613,401)	
Fringe / Employee Benefits		726,739	726,739	-	(726,739)	(726,739)	
Retirement / Pension		208,628	208,628	-	(208,628)	(208,628)	
TOTAL PAYROLL TAXES AND BENEFITS		1,548,768	1,548,768	-	(1,548,768)	(1,548,768)	
TOTAL PERSONNEL SERVICE COSTS	100.50	8,503,043	8,503,043	-	(8,503,043)	(8,503,043)	
CONTRACTED SERVICES							
Accounting / Audit		-	-	-	-	-	
Legal		-	-	-	-	-	
Management Company Fee		1,583,625	1,583,625	-	(1,583,625)	(1,583,625)	
Nurse Services		-	-	-	-	-	
Food Service / School Lunch		-	-	-	-	-	
Payroll Services		63,508	63,508	-	(63,508)	(63,508)	
Special Ed Services		-	-	-	-	-	
Titlement Services (i.e. Title I)		-	-	-	-	-	
Other Purchased / Professional / Consulting		32,117	32,117	-	(32,117)	(32,117)	
TOTAL CONTRACTED SERVICES		1,679,250	1,679,250	-	(1,679,250)	(1,679,250)	

SUCCESS ACADEMY CHARTER SCHOOL - BRONX 2					
Budget / Operating Plan					
2017-18					
Total Revenue	13,280,138	13,280,138	-	13,280,138	13,280,138
Total Expenses	14,172,881	14,172,881	-	(14,172,881)	(14,172,881)
Net Income	(892,742)	(892,742)	-	(892,742)	(892,742)
Actual Student Enrollment					
	Total Year			VARIANCE	
	Original Budget	Revised Budget	Variance	Original Budget vs. PY Budget	Revised Budget vs. PY Budget
SCHOOL OPERATIONS					
Board Expenses	-	-	-	-	-
Classroom / Teaching Supplies & Materials	493,326	493,326	-	(493,326)	(493,326)
Special Ed Supplies & Materials	-	-	-	-	-
Textbooks / Workbooks	-	-	-	-	-
Supplies & Materials other	166,722	166,722	-	(166,722)	(166,722)
Equipment / Furniture	163,656	163,656	-	(163,656)	(163,656)
Telephone	-	-	-	-	-
Technology	257,500	257,500	-	(257,500)	(257,500)
Student Testing & Assessment	12,530	12,530	-	(12,530)	(12,530)
Field Trips	105,858	105,858	-	(105,858)	(105,858)
Transportation (student)	38,157	38,157	-	(38,157)	(38,157)
Student Services - other	201,328	201,328	-	(201,328)	(201,328)
Office Expense	351,663	351,663	-	(351,663)	(351,663)
Staff Development	298,873	298,873	-	(298,873)	(298,873)
Staff Recruitment	97,474	97,474	-	(97,474)	(97,474)
Student Recruitment / Marketing	106,149	106,149	-	(106,149)	(106,149)
School Meals / Lunch	548,136	548,136	-	(548,136)	(548,136)
Travel (Staff)	50,375	50,375	-	(50,375)	(50,375)
Fundraising	-	-	-	-	-
Other	9,186	9,186	-	(9,186)	(9,186)
TOTAL SCHOOL OPERATIONS	2,900,933	2,900,933	-	(2,900,933)	(2,900,933)
FACILITY OPERATION & MAINTENANCE					
Insurance	70,359	70,359	-	(70,359)	(70,359)
Janitorial	-	-	-	-	-
Building and Land Rent / Lease / Facility Finance Interest	-	-	-	-	-
Repairs & Maintenance	78,695	78,695	-	(78,695)	(78,695)
Equipment / Furniture	-	-	-	-	-
Security	-	-	-	-	-
Utilities	-	-	-	-	-
TOTAL FACILITY OPERATION & MAINTENANCE	149,054	149,054	-	(149,054)	(149,054)
DEPRECIATION & AMORTIZATION	940,601	940,601	-	(940,601)	(940,601)
RESERVES / CONTINGENCY	-	-	-	-	-
TOTAL EXPENSES	14,172,881	14,172,881	-	(14,172,881)	(14,172,881)
NET INCOME	(892,742)	(892,742)	-	(892,742)	(892,742)

DESCRIPTION OF ASSUMPTIONS

SUCCESS ACADEMY CHARTER SCHOOL - BRONX 2

DO NOT ENTER BALANCE SHEET DATA ON THIS
TEMPLATE

**BALANCE SHEET
2017-18**

Balance sheet data should for the Ed Corp:
Success Academy Charter Schools -NYC
should be entered on the template for
Success Academy Charter School -Harlem 3.

	<u>Prior Year</u>	Q1	Q2	Q3	Q4
	<u>2016-17</u>	As of 9/30	As of 12/31	As of 3/31	As of 6/30
<u>ASSETS</u>					
<u>CURRENT ASSETS</u>					
Cash and cash equivalents	-	-	-	-	-
Grants and contracts receivable	-	-	-	-	-
Accounts receivables	-	-	-	-	-
Prepaid Expenses	-	-	-	-	-
Contributions and other receivables	-	-	-	-	-
TOTAL CURRENT ASSETS	-	-	-	-	-
<u>PROPERTY, BUILDING AND EQUIPMENT, net</u>					
	-	-	-	-	-
<u>OTHER ASSETS</u>					
	-	-	-	-	-
TOTAL ASSETS	-	-	-	-	-
<u>LIABILITIES AND NET ASSETS</u>					
<u>CURRENT LIABILITIES</u>					
Accounts payable and accrued expenses	-	-	-	-	-
Accrued payroll and benefits	-	-	-	-	-
Deferred Revenue	-	-	-	-	-
Current maturities of long-term debt	-	-	-	-	-
Short Term Debt - Bonds, Notes Payable	-	-	-	-	-
Other	-	-	-	-	-
TOTAL CURRENT LIABILITIES	-	-	-	-	-
<u>LONG-TERM DEBT and NOTES PAYABLE, net current maturities</u>					
	-	-	-	-	-
TOTAL LIABILITIES	-	-	-	-	-
<u>NET ASSETS</u>					
Unrestricted	-	-	-	-	-
Temporarily restricted	-	-	-	-	-
TOTAL NET ASSETS	-	-	-	-	-
TOTAL LIABILITIES AND NET ASSETS	-	-	-	-	-

SUCCESS ACADEMY CHARTER SCHOOL
Budget / Operating Plan

2017-18

Total Revenue	-	3,320,035	-	-	3,320,035	-	-
Total Expenses	-	3,543,220	-	-	3,543,220	-	-
Net Income	-	(223,186)	-	-	(223,186)	-	-
Actual Student Enrollment	-	727	-	-	727	-	-

*NOTE: Enrollment, Revenue and Expenditure Data IN the 'Total and Variance Analysis' Section is Based on LAST ACTUAL Quarter Completed	1st Quarter - 7/1 - 9/30			2nd Quarter - 10/1 - 12/31			3rd Quarter
	Actual	Current Budget	Variance	Actual	Current Budget	Variance	Actual

REVENUE
REVENUES FROM STATE SOURCES

Per Pupil Revenue	CY Per Pupil Rate	Actual	Current Budget	Variance	Actual	Current Budget	Variance	Actual
NYC CHANCELLOR'S OFFICE	14,527		2,639,374	-		2,639,374	-	
-	-		-	-		-	-	
-	-		-	-		-	-	
-	-		-	-		-	-	
-	-		-	-		-	-	
-	-		-	-		-	-	
-	-		-	-		-	-	
-	-		-	-		-	-	
-	-		-	-		-	-	
-	-		-	-		-	-	
-	-		-	-		-	-	
-	-		-	-		-	-	
-	-		-	-		-	-	
-	-		-	-		-	-	
-	-		-	-		-	-	
-	-		-	-		-	-	
-	-		-	-		-	-	
ALL OTHER School Districts: (Count = 0)	-		-	-		-	-	
TOTAL Per Pupil Revenue (Weighted Average Per Pupil Funding)	14,527		2,639,374	-		2,639,374	-	
Special Education Revenue			383,194	-		383,194	-	
Grants								
Stimulus			-	-		-	-	
DYCD (Department of Youth and Community Development)			-	-		-	-	
Other			62,682	-		62,682	-	
NYC DoE Rental Assistance			-	-		-	-	
Other			-	-		-	-	
TOTAL REVENUE FROM STATE SOURCES			-	3,085,250	-	-	3,085,250	-

REVENUE FROM FEDERAL FUNDING

IDEA Special Needs			15,204	-		15,204	-	
Title I			73,929	-		73,929	-	
Title Funding - Other			2,075	-		2,075	-	
School Food Service (Free Lunch)			54,355	-		54,355	-	
Grants								
Charter School Program (CSP) Planning & Implementation			36,125	-		36,125	-	
Other			-	-		-	-	

SUCCESS ACADEMY CHARTER SCHOOL
Budget / Operating Plan

2017-18

Total Revenue	-	3,320,035	-	-	3,320,035	-	-
Total Expenses	-	3,543,220	-	-	3,543,220	-	-
Net Income	-	(223,186)	-	-	(223,186)	-	-
Actual Student Enrollment	-	727	-	-	727	-	-

	1st Quarter - 7/1 - 9/30			2nd Quarter - 10/1 - 12/31			3rd Quarter
		Current Budget	Variance		Current Budget	Variance	
	Actual			Actual			Actual
*NOTE: Enrollment, Revenue and Expenditure Data IN the 'Total and Variance Analysis' Section is Based on LAST ACTUAL Quarter Completed							
Other		-	-		-	-	
TOTAL REVENUE FROM FEDERAL SOURCES	-	181,688	-	-	181,688	-	-
LOCAL and OTHER REVENUE							
Contributions and Donations		-	-		-	-	
Fundraising		-	-		-	-	
Erate Reimbursement		18,399	-		18,399	-	
Earnings on Investments		-	-		-	-	
Interest Income		-	-		-	-	
Food Service (Income from meals)		-	-		-	-	
Text Book		-	-		-	-	
OTHER		<u>34,697</u>	-		<u>34,697</u>	-	
TOTAL REVENUE FROM LOCAL and OTHER SOURCES	-	<u>53,096</u>	-	-	<u>53,096</u>	-	-
TOTAL REVENUE	-	<u>3,320,035</u>	-	-	<u>3,320,035</u>	-	-

Total Revenue	-	3,320,035	-	-	3,320,035	-	-
Total Expenses	-	3,543,220	-	-	3,543,220	-	-
Net Income	-	(223,186)	-	-	(223,186)	-	-
Actual Student Enrollment	-	727	-	-	727	-	-

*NOTE: Enrollment, Revenue and Expenditure Data IN the 'Total and Variance Analysis' Section is Based on LAST ACTUAL Quarter Completed	1st Quarter - 7/1 - 9/30			2nd Quarter - 10/1 - 12/31			3rd Quarter
	Actual	Current Budget	Variance	Actual	Current Budget	Variance	Actual

EXPENSES	Quarter 0 No. of Positions	Actual	Current Budget	Variance	Actual	Current Budget	Variance	Actual
ADMINISTRATIVE STAFF PERSONNEL COSTS								
Executive Management	-	-	-	-	-	-	-	-
Instructional Management	-	197,656	-	197,656	-	-	-	-
Deans, Directors & Coordinators	-	76,250	-	76,250	-	-	-	-
CFO / Director of Finance	-	-	-	-	-	-	-	-
Operation / Business Manager	-	127,500	-	127,500	-	-	-	-
Administrative Staff	-	-	-	-	-	-	-	-
TOTAL ADMINISTRATIVE STAFF	-	-	401,406	-	-	401,406	-	-
INSTRUCTIONAL PERSONNEL COSTS								
Teachers - Regular	-	634,032	-	634,032	-	-	-	-
Teachers - SPED	-	291,312	-	291,312	-	-	-	-
Substitute Teachers	-	-	-	-	-	-	-	-
Teaching Assistants	-	159,136	-	159,136	-	-	-	-
Specialty Teachers	-	212,058	-	212,058	-	-	-	-
Aides	-	-	-	-	-	-	-	-
Therapists & Counselors	-	40,625	-	40,625	-	-	-	-
Other	-	-	-	-	-	-	-	-
TOTAL INSTRUCTIONAL	-	-	1,337,163	-	-	1,337,163	-	-
NON-INSTRUCTIONAL PERSONNEL COSTS								
Nurse	-	-	-	-	-	-	-	-
Librarian	-	-	-	-	-	-	-	-
Custodian	-	-	-	-	-	-	-	-
Security	-	-	-	-	-	-	-	-
Other	-	-	-	-	-	-	-	-
TOTAL NON-INSTRUCTIONAL	-	-	-	-	-	-	-	-
SUBTOTAL PERSONNEL SERVICE COSTS	-	-	1,738,569	-	-	1,738,569	-	-
PAYROLL TAXES AND BENEFITS								
Payroll Taxes	-	153,350	-	153,350	-	-	-	-
Fringe / Employee Benefits	-	181,685	-	181,685	-	-	-	-
Retirement / Pension	-	52,157	-	52,157	-	-	-	-
TOTAL PAYROLL TAXES AND BENEFITS	-	-	387,192	-	-	387,192	-	-
TOTAL PERSONNEL SERVICE COSTS	-	-	2,125,761	-	-	2,125,761	-	-

Total Revenue	-	3,320,035	-	-	3,320,035	-	-
Total Expenses	-	3,543,220	-	-	3,543,220	-	-
Net Income	-	(223,186)	-	-	(223,186)	-	-
Actual Student Enrollment	-	727	-	-	727	-	-

***NOTE: Enrollment, Revenue and Expenditure Data IN the 'Total and Variance Analysis' Section is Based on LAST ACTUAL Quarter Completed**

	1st Quarter - 7/1 - 9/30			2nd Quarter - 10/1 - 12/31			3rd Quarter - 1/1 - 3/31
	Actual	Current Budget	Variance	Actual	Current Budget	Variance	
CONTRACTED SERVICES							
Accounting / Audit		-	-		-	-	
Legal		-	-		-	-	
Management Company Fee		395,906	-		395,906	-	
Nurse Services		-	-		-	-	
Food Service / School Lunch		-	-		-	-	
Payroll Services		15,877	-		15,877	-	
Special Ed Services		-	-		-	-	
Titlement Services (i.e. Title I)		-	-		-	-	
Other Purchased / Professional / Consulting		8,029	-		8,029	-	
TOTAL CONTRACTED SERVICES	-	419,812	-	-	419,812	-	-

Total Revenue	-	3,320,035	-	-	3,320,035	-	-
Total Expenses	-	3,543,220	-	-	3,543,220	-	-
Net Income	-	(223,186)	-	-	(223,186)	-	-
Actual Student Enrollment	-	727	-	-	727	-	-

<p>*NOTE: Enrollment, Revenue and Expenditure Data IN the 'Total and Variance Analysis' Section is Based on LAST ACTUAL Quarter Completed</p>	1st Quarter - 7/1 - 9/30			2nd Quarter - 10/1 - 12/31			3rd Quarter
	Actual	Current Budget	Variance	Actual	Current Budget	Variance	Actual

SCHOOL OPERATIONS

Board Expenses	-	-	-	-	-	-	-
Classroom / Teaching Supplies & Materials	123,331	-	-	123,331	-	-	-
Special Ed Supplies & Materials	-	-	-	-	-	-	-
Textbooks / Workbooks	-	-	-	-	-	-	-
Supplies & Materials other	41,681	-	-	41,681	-	-	-
Equipment / Furniture	40,914	-	-	40,914	-	-	-
Telephone	-	-	-	-	-	-	-
Technology	64,375	-	-	64,375	-	-	-
Student Testing & Assessment	3,132	-	-	3,132	-	-	-
Field Trips	26,464	-	-	26,464	-	-	-
Transportation (student)	9,539	-	-	9,539	-	-	-
Student Services - other	50,332	-	-	50,332	-	-	-
Office Expense	87,916	-	-	87,916	-	-	-
Staff Development	74,718	-	-	74,718	-	-	-
Staff Recruitment	24,368	-	-	24,368	-	-	-
Student Recruitment / Marketing	26,537	-	-	26,537	-	-	-
School Meals / Lunch	137,034	-	-	137,034	-	-	-
Travel (Staff)	12,594	-	-	12,594	-	-	-
Fundraising	-	-	-	-	-	-	-
Other	2,296	-	-	2,296	-	-	-
TOTAL SCHOOL OPERATIONS	-	725,233	-	-	725,233	-	-

FACILITY OPERATION & MAINTENANCE

Insurance	17,590	-	-	17,590	-	-	-
Janitorial	-	-	-	-	-	-	-
Building and Land Rent / Lease / Facility Finance Interest	-	-	-	-	-	-	-
Repairs & Maintenance	19,674	-	-	19,674	-	-	-
Equipment / Furniture	-	-	-	-	-	-	-
Security	-	-	-	-	-	-	-
Utilities	-	-	-	-	-	-	-
TOTAL FACILITY OPERATION & MAINTENANCE	-	37,264	-	-	37,264	-	-

DEPRECIATION & AMORTIZATION

	235,150	-	-	235,150	-	-	-
--	---------	---	---	---------	---	---	---

RESERVES / CONTINGENCY

	-	-	-	-	-	-	-
--	---	---	---	---	---	---	---

TOTAL EXPENSES	-	3,543,220	-	-	3,543,220	-	-
-----------------------	---	------------------	---	---	------------------	---	---

SUCCESS ACADEMY CHARTER SCH
Budget / Operating Plan

2017-18

Total Revenue	-	3,320,035	-	-	3,320,035	-	-
Total Expenses	-	3,543,220	-	-	3,543,220	-	-
Net Income	-	(223,186)	-	-	(223,186)	-	-
Actual Student Enrollment	-	727	-	-	727	-	-

*NOTE: Enrollment, Revenue and Expenditure Data IN the 'Total and Variance Analysis' Section is Based on LAST ACTUAL Quarter Completed	1st Quarter - 7/1 - 9/30			2nd Quarter - 10/1 - 12/31			3rd Q
	Actual	Current Budget	Variance	Actual	Current Budget	Variance	Actual
NET INCOME	-	(223,186)	-	-	(223,186)	-	-

2017-18

Total Revenue	-	3,320,035	-	-	3,320,035	-	-
Total Expenses	-	3,543,220	-	-	3,543,220	-	-
Net Income	-	(223,186)	-	-	(223,186)	-	-
Actual Student Enrollment	-	727	-	-	727	-	-

3rd C

*NOTE: Enrollment, Revenue and Expenditure Data IN the 'Total and Variance Analysis' Section is Based on LAST ACTUAL Quarter Completed

1st Quarter - 7/1 - 9/30			2nd Quarter - 10/1 - 12/31			3rd C
Actual	Current Budget	Variance	Actual	Current Budget	Variance	Actual

ENROLLMENT - *School Districts Are Linked To Above Entries*							
NYC CHANCELLOR'S OFFICE	-	727	-	-	727	-	-
-	-	-	-	-	-	-	-
-	-	-	-	-	-	-	-
-	-	-	-	-	-	-	-
-	-	-	-	-	-	-	-
-	-	-	-	-	-	-	-
-	-	-	-	-	-	-	-
-	-	-	-	-	-	-	-
-	-	-	-	-	-	-	-
-	-	-	-	-	-	-	-
-	-	-	-	-	-	-	-
-	-	-	-	-	-	-	-
-	-	-	-	-	-	-	-
-	-	-	-	-	-	-	-
-	-	-	-	-	-	-	-
-	-	-	-	-	-	-	-
-	-	-	-	-	-	-	-
-	-	-	-	-	-	-	-
ALL OTHER School Districts: (Count = 0)	-	-	-	-	-	-	-
TOTAL ENROLLMENT	-	727	-	-	727	-	-
REVENUE PER PUPIL	-	4,568	-	-	4,568	-	-
EXPENSES PER PUPIL	-	4,875	-	-	4,875	-	-

OOL - BRONX 2

n

Total Revenue	3,320,035	-	-	3,320,035	-
Total Expenses	3,543,220	-	-	3,543,220	-
Net Income	(223,186)	-	-	(223,186)	-
Actual Student Enrollment	727	-	-	727	-

*NOTE: Enrollment, Revenue and Expenditure Data IN the 'Total and Variance Analysis' Section is Based on LAST ACTUAL Quarter Completed	Quarter - 1/1 - 3/31		4th Quarter - 4/1 - 6/30		
	Current Budget	Variance	Actual	Current Budget	Variance

REVENUE

REVENUES FROM STATE SOURCES

Per Pupil Revenue

CY Per Pupil Rate

NYC CHANCELLOR'S OFFICE	14,527	2,639,374	-		2,639,374	-
-	-	-	-		-	-
-	-	-	-		-	-
-	-	-	-		-	-
-	-	-	-		-	-
-	-	-	-		-	-
-	-	-	-		-	-
-	-	-	-		-	-
-	-	-	-		-	-
-	-	-	-		-	-
-	-	-	-		-	-
-	-	-	-		-	-
-	-	-	-		-	-
-	-	-	-		-	-
-	-	-	-		-	-
-	-	-	-		-	-
ALL OTHER School Districts: (Count = 0)	-	-	-		-	-
TOTAL Per Pupil Revenue (Weighted Average Per Pupil Funding)	14,527	2,639,374	-	-	2,639,374	-
Special Education Revenue		383,194	-		383,194	-
Grants						
Stimulus		-	-		-	-
DYCD (Department of Youth and Community Development)		-	-		-	-
Other		62,682	-		62,682	-
NYC DoE Rental Assistance		-	-		-	-
Other		-	-		-	-
TOTAL REVENUE FROM STATE SOURCES		3,085,250	-	-	3,085,250	-
REVENUE FROM FEDERAL FUNDING						
IDEA Special Needs		15,204	-		15,204	-
Title I		73,929	-		73,929	-
Title Funding - Other		2,075	-		2,075	-
School Food Service (Free Lunch)		54,355	-		54,355	-
Grants						
Charter School Program (CSP) Planning & Implementation		36,125	-		36,125	-
Other		-	-		-	-

OOL - BRONX 2

n

Total Revenue	3,320,035	-	-	3,320,035	-
Total Expenses	3,543,220	-	-	3,543,220	-
Net Income	(223,186)	-	-	(223,186)	-
Actual Student Enrollment	727	-	-	727	-
	Quarter - 1/1 - 3/31		4th Quarter - 4/1 - 6/30		
*NOTE: Enrollment, Revenue and Expenditure Data IN the 'Total and Variance Analysis' Section is Based on LAST ACTUAL Quarter Completed	Current			Current	
	Budget	Variance	Actual	Budget	Variance
Other	-	-		-	-
TOTAL REVENUE FROM FEDERAL SOURCES	181,688	-	-	181,688	-
LOCAL and OTHER REVENUE					
Contributions and Donations	-	-		-	-
Fundraising	-	-		-	-
Erate Reimbursement	18,399	-		18,399	-
Earnings on Investments	-	-		-	-
Interest Income	-	-		-	-
Food Service (Income from meals)	-	-		-	-
Text Book	-	-		-	-
OTHER	<u>34,697</u>	-		<u>34,697</u>	-
TOTAL REVENUE FROM LOCAL and OTHER SOURCES	<u>53,096</u>	-	-	<u>53,096</u>	-
TOTAL REVENUE	<u>3,320,035</u>	-	-	<u>3,320,035</u>	-

OOL - BRONX 2

n

Total Revenue	3,320,035	-	-	3,320,035	-
Total Expenses	3,543,220	-	-	3,543,220	-
Net Income	(223,186)	-	-	(223,186)	-
Actual Student Enrollment	727	-	-	727	-

<p>*NOTE: Enrollment, Revenue and Expenditure Data IN the 'Total and Variance Analysis' Section is Based on LAST ACTUAL Quarter Completed</p>	Quarter - 1/1 - 3/31		4th Quarter - 4/1 - 6/30		
	Current Budget	Variance	Actual	Current Budget	Variance

EXPENSES

	Quarter 0 No. of Positions					
ADMINISTRATIVE STAFF PERSONNEL COSTS						
Executive Management	-	-	-	-	-	-
Instructional Management	-	197,656	-	-	197,656	-
Deans, Directors & Coordinators	-	76,250	-	-	76,250	-
CFO / Director of Finance	-	-	-	-	-	-
Operation / Business Manager	-	127,500	-	-	127,500	-
Administrative Staff	-	-	-	-	-	-
TOTAL ADMINISTRATIVE STAFF	-	401,406	-	-	401,406	-
INSTRUCTIONAL PERSONNEL COSTS						
Teachers - Regular	-	634,032	-	-	634,032	-
Teachers - SPED	-	291,312	-	-	291,312	-
Substitute Teachers	-	-	-	-	-	-
Teaching Assistants	-	159,136	-	-	159,136	-
Specialty Teachers	-	212,058	-	-	212,058	-
Aides	-	-	-	-	-	-
Therapists & Counselors	-	40,625	-	-	40,625	-
Other	-	-	-	-	-	-
TOTAL INSTRUCTIONAL	-	1,337,163	-	-	1,337,163	-
NON-INSTRUCTIONAL PERSONNEL COSTS						
Nurse	-	-	-	-	-	-
Librarian	-	-	-	-	-	-
Custodian	-	-	-	-	-	-
Security	-	-	-	-	-	-
Other	-	-	-	-	-	-
TOTAL NON-INSTRUCTIONAL	-	-	-	-	-	-
SUBTOTAL PERSONNEL SERVICE COSTS	-	1,738,569	-	-	1,738,569	-
PAYROLL TAXES AND BENEFITS						
Payroll Taxes		153,350	-	-	153,350	-
Fringe / Employee Benefits		181,685	-	-	181,685	-
Retirement / Pension		52,157	-	-	52,157	-
TOTAL PAYROLL TAXES AND BENEFITS		387,192	-	-	387,192	-
TOTAL PERSONNEL SERVICE COSTS		2,125,761	-	-	2,125,761	-

OOL - BRONX 2

n

Total Revenue	3,320,035	-	-	3,320,035	-
Total Expenses	3,543,220	-	-	3,543,220	-
Net Income	(223,186)	-	-	(223,186)	-
Actual Student Enrollment	727	-	-	727	-

*NOTE: Enrollment, Revenue and Expenditure Data IN the 'Total and Variance Analysis' Section is Based on LAST ACTUAL Quarter Completed	Quarter - 1/1 - 3/31			4th Quarter - 4/1 - 6/30		
	OOL - BRONX 2					
	n	Current Budget	Variance	Actual	Current Budget	Variance
CONTRACTED SERVICES						
Accounting / Audit	-	-		-	-	
Legal	-	-		-	-	
Management Company Fee	395,906	-		395,906	-	
Nurse Services	-	-		-	-	
Food Service / School Lunch	-	-		-	-	
Payroll Services	15,877	-		15,877	-	
Special Ed Services	-	-		-	-	
Titlement Services (i.e. Title I)	-	-		-	-	
Other Purchased / Professional / Consulting	8,029	-		8,029	-	
TOTAL CONTRACTED SERVICES	419,812	-		419,812	-	

OOL - BRONX 2

n

Total Revenue	3,320,035	-	-	3,320,035	-
Total Expenses	3,543,220	-	-	3,543,220	-
Net Income	(223,186)	-	-	(223,186)	-
Actual Student Enrollment	727	-	-	727	-

<p>*NOTE: Enrollment, Revenue and Expenditure Data IN the 'Total and Variance Analysis' Section is Based on LAST ACTUAL Quarter Completed</p>	Quarter - 1/1 - 3/31		4th Quarter - 4/1 - 6/30		
	Current Budget	Variance	Actual	Current Budget	Variance

SCHOOL OPERATIONS					
Board Expenses	-	-		-	-
Classroom / Teaching Supplies & Materials	123,331	-		123,331	-
Special Ed Supplies & Materials	-	-		-	-
Textbooks / Workbooks	-	-		-	-
Supplies & Materials other	41,681	-		41,681	-
Equipment / Furniture	40,914	-		40,914	-
Telephone	-	-		-	-
Technology	64,375	-		64,375	-
Student Testing & Assessment	3,132	-		3,132	-
Field Trips	26,464	-		26,464	-
Transportation (student)	9,539	-		9,539	-
Student Services - other	50,332	-		50,332	-
Office Expense	87,916	-		87,916	-
Staff Development	74,718	-		74,718	-
Staff Recruitment	24,368	-		24,368	-
Student Recruitment / Marketing	26,537	-		26,537	-
School Meals / Lunch	137,034	-		137,034	-
Travel (Staff)	12,594	-		12,594	-
Fundraising	-	-		-	-
Other	2,296	-		2,296	-
TOTAL SCHOOL OPERATIONS	725,233	-	-	725,233	-
FACILITY OPERATION & MAINTENANCE					
Insurance	17,590	-		17,590	-
Janitorial	-	-		-	-
Building and Land Rent / Lease / Facility Finance Interest	-	-		-	-
Repairs & Maintenance	19,674	-		19,674	-
Equipment / Furniture	-	-		-	-
Security	-	-		-	-
Utilities	-	-		-	-
TOTAL FACILITY OPERATION & MAINTENANCE	37,264	-	-	37,264	-
DEPRECIATION & AMORTIZATION	235,150	-		235,150	-
RESERVES / CONTINGENCY	-	-		-	-
TOTAL EXPENSES	3,543,220	-	-	3,543,220	-

OOL - BRONX 2					
∅OL - BRONX 2					
n					
Total Revenue	3,320,035	-	-	3,320,035	-
Total Expenses	3,543,220	-	-	3,543,220	-
Net Income	(223,186)	-	-	(223,186)	-
Actual Student Enrollment	727	-	-	727	-
		Quarter - 1/1 - 3/31		4th Quarter - 4/1 - 6/30	
*NOTE: Enrollment, Revenue and Expenditure Data IN the 'Total and Variance Analysis' Section is Based on LAST ACTUAL Quarter Completed		Quarter - 1/1 - 3/31			
		Current Budget	Variance	Actual	Current Budget
NET INCOME	(223,186)	-	-	(223,186)	-

SUCCESS ACADEMY CHARTER SCHOOL - BROOKLYN
Budget / Operating Plan

2017-18

Total Revenue	-	-	-	13,280,138	(13,280,138)	-	-	13,280,138
Total Expenses	-	-	-	14,172,881	14,172,881	-	-	14,172,881
Net Income	-	-	-	(892,742)	892,742	-	-	(892,742)
Actual Student Enrollment	-	-	-			-	-	

***NOTE: Enrollment, Revenue and Expenditure Data IN the 'Total and Variance Analysis' Section is Based on LAST ACTUAL Quarter Completed**

TOTALS AND VARIANCE ANALYSIS

	Actual	Current Budget (Current Quarter)	Actual vs. Current Budget	Current Budget - TY	Actual vs. Current Budget TY	Original Budget (Current Quarter)	Actual vs. Original Budget	Original Budget -
REVENUE								
REVENUES FROM STATE SOURCES								
Per Pupil Revenue								
CY Per Pupil Rate								
NYC CHANCELLOR'S OFFICE		14,527		10,557,497	(10,557,497)			10,557,497
-								
-								
-								
-								
-								
-								
-								
-								
-								
-								
-								
-								
-								
-								
-								
-								
-								
-								
-								
-								
ALL OTHER School Districts: (Count = 0)								
TOTAL Per Pupil Revenue (Weighted Average Per Pupil Funding)		14,527		10,557,497	(10,557,497)			10,557,497
Special Education Revenue				1,532,775	(1,532,775)			1,532,775
Grants								
Stimulus								
DYCD (Department of Youth and Community Development)								
Other				250,729	(250,729)			250,729
NYC DoE Rental Assistance								
Other								
TOTAL REVENUE FROM STATE SOURCES				12,341,001	(12,341,001)			12,341,001
REVENUE FROM FEDERAL FUNDING								
IDEA Special Needs				60,816	(60,816)			60,816
Title I				295,718	(295,718)			295,718
Title Funding - Other				8,300	(8,300)			8,300
School Food Service (Free Lunch)				217,420	(217,420)			217,420
Grants								
Charter School Program (CSP) Planning & Implementation				144,500	(144,500)			144,500
Other								

SUCCESS ACADEMY CHARTER SCHOOL - BROOKLYN
Budget / Operating Plan

2017-18

Total Revenue	-	-	-	13,280,138	(13,280,138)	-	-	13,280,138
Total Expenses	-	-	-	14,172,881	14,172,881	-	-	14,172,881
Net Income	-	-	-	(892,742)	892,742	-	-	(892,742)
Actual Student Enrollment	-	-	-			-	-	

***NOTE: Enrollment, Revenue and Expenditure Data IN the 'Total and Variance Analysis' Section is Based on LAST ACTUAL Quarter Completed**

TOTALS AND VARIANCE ANALYSIS

	Actual	Current Budget (Current Quarter)	Actual vs. Current Budget	Current Budget - TY	Actual vs. Current Budget TY	Original Budget (Current Quarter)	Actual vs. Original Budget	Original Budget -
Other	-	-	-	-	-	-	-	
TOTAL REVENUE FROM FEDERAL SOURCES	-	-	-	726,754	(726,754)	-	-	726,754
LOCAL and OTHER REVENUE								
Contributions and Donations	-	-	-	-	-	-	-	
Fundraising	-	-	-	-	-	-	-	
Erate Reimbursement	-	-	-	73,595	(73,595)	-	-	73,595
Earnings on Investments	-	-	-	-	-	-	-	
Interest Income	-	-	-	-	-	-	-	
Food Service (Income from meals)	-	-	-	-	-	-	-	
Text Book	-	-	-	-	-	-	-	
OTHER	-	-	-	138,789	(138,789)	-	-	138,789
TOTAL REVENUE FROM LOCAL and OTHER SOURCES	-	-	-	212,384	(212,384)	-	-	212,384
TOTAL REVENUE	-	-	-	13,280,138	(13,280,138)	-	-	13,280,138

SUCCESS ACADEMY CHARTER SCHOOL - BROOKLYN
Budget / Operating Plan

2017-18

Total Revenue	-	-	-	13,280,138	(13,280,138)	-	-	13,280,138
Total Expenses	-	-	-	14,172,881	14,172,881	-	-	14,172,881
Net Income	-	-	-	(892,742)	892,742	-	-	(892,742)
Actual Student Enrollment	-	-	-			-	-	

***NOTE: Enrollment, Revenue and Expenditure Data IN the 'Total and Variance Analysis' Section is Based on LAST ACTUAL Quarter Completed**

TOTALS AND VARIANCE ANALYSIS

	Actual	Current Budget (Current Quarter)	Actual vs. Current Budget	Current Budget - TY	Actual vs. Current Budget TY	Original Budget (Current Quarter)	Actual vs. Original Budget	Original Budget -
EXPENSES								
			Quarter 0					
			No. of Positions					
ADMINISTRATIVE STAFF PERSONNEL COSTS								
Executive Management	-	-	-	-	-	-	-	-
Instructional Management	-	-	-	790,625	790,625	-	-	790,625
Deans, Directors & Coordinators	-	-	-	305,000	305,000	-	-	305,000
CFO / Director of Finance	-	-	-	-	-	-	-	-
Operation / Business Manager	-	-	-	510,000	510,000	-	-	510,000
Administrative Staff	-	-	-	-	-	-	-	-
TOTAL ADMINISTRATIVE STAFF	-	-	-	1,605,625	1,605,625	-	-	1,605,625
INSTRUCTIONAL PERSONNEL COSTS								
Teachers - Regular	-	-	-	2,536,128	2,536,128	-	-	2,536,128
Teachers - SPED	-	-	-	1,165,248	1,165,248	-	-	1,165,248
Substitute Teachers	-	-	-	-	-	-	-	-
Teaching Assistants	-	-	-	636,542	636,542	-	-	636,542
Specialty Teachers	-	-	-	848,232	848,232	-	-	848,232
Aides	-	-	-	-	-	-	-	-
Therapists & Counselors	-	-	-	162,500	162,500	-	-	162,500
Other	-	-	-	-	-	-	-	-
TOTAL INSTRUCTIONAL	-	-	-	5,348,650	5,348,650	-	-	5,348,650
NON-INSTRUCTIONAL PERSONNEL COSTS								
Nurse	-	-	-	-	-	-	-	-
Librarian	-	-	-	-	-	-	-	-
Custodian	-	-	-	-	-	-	-	-
Security	-	-	-	-	-	-	-	-
Other	-	-	-	-	-	-	-	-
TOTAL NON-INSTRUCTIONAL	-	-	-	-	-	-	-	-
SUBTOTAL PERSONNEL SERVICE COSTS	-	-	-	6,954,275	6,954,275	-	-	6,954,275
PAYROLL TAXES AND BENEFITS								
Payroll Taxes	-	-	-	613,401	613,401	-	-	613,401
Fringe / Employee Benefits	-	-	-	726,739	726,739	-	-	726,739
Retirement / Pension	-	-	-	208,628	208,628	-	-	208,628
TOTAL PAYROLL TAXES AND BENEFITS	-	-	-	1,548,768	1,548,768	-	-	1,548,768
TOTAL PERSONNEL SERVICE COSTS	-	-	-	8,503,043	8,503,043	-	-	8,503,043

SUCCESS ACADEMY CHARTER SCHOOL - BROOKLYN
Budget / Operating Plan

2017-18

Total Revenue	-	-	-	13,280,138	(13,280,138)	-	-	13,280,138
Total Expenses	-	-	-	14,172,881	14,172,881	-	-	14,172,881
Net Income	-	-	-	(892,742)	892,742	-	-	(892,742)
Actual Student Enrollment	-	-	-			-	-	

TOTALS AND VARIANCE ANALYSIS

***NOTE: Enrollment, Revenue and Expenditure Data IN the 'Total and Variance Analysis' Section is Based on LAST ACTUAL Quarter Completed**

	Actual	Current Budget (Current Quarter)	Actual vs. Current Budget	Current Budget - TY	Actual vs. Current Budget TY	Original Budget (Current Quarter)	Actual vs. Original Budget	Original Budget -
CONTRACTED SERVICES								
Accounting / Audit	-	-	-	-	-	-	-	
Legal	-	-	-	-	-	-	-	
Management Company Fee	-	-	-	1,583,625	1,583,625	-	-	1,583,625
Nurse Services	-	-	-	-	-	-	-	
Food Service / School Lunch	-	-	-	-	-	-	-	
Payroll Services	-	-	-	63,508	63,508	-	-	63,508
Special Ed Services	-	-	-	-	-	-	-	
Titlement Services (i.e. Title I)	-	-	-	-	-	-	-	
Other Purchased / Professional / Consulting	-	-	-	32,117	32,117	-	-	32,117
TOTAL CONTRACTED SERVICES	-	-	-	1,679,250	1,679,250	-	-	1,679,250

SUCCESS ACADEMY CHARTER SCHOOL - BROOKLYN
Budget / Operating Plan

2017-18

Total Revenue	-	-	-	13,280,138	(13,280,138)	-	-	13,280,138
Total Expenses	-	-	-	14,172,881	14,172,881	-	-	14,172,881
Net Income	-	-	-	(892,742)	892,742	-	-	(892,742)
Actual Student Enrollment	-	-	-			-	-	

***NOTE: Enrollment, Revenue and Expenditure Data IN the 'Total and Variance Analysis' Section is Based on LAST ACTUAL Quarter Completed**

TOTALS AND VARIANCE ANALYSIS

	Actual	Current Budget (Current Quarter)	Actual vs. Current Budget	Current Budget - TY	Actual vs. Current Budget TY	Original Budget (Current Quarter)	Actual vs. Original Budget	Original Budget - TY
SCHOOL OPERATIONS								
Board Expenses	-	-	-	-	-	-	-	-
Classroom / Teaching Supplies & Materials	-	-	-	493,326	493,326	-	-	493,326
Special Ed Supplies & Materials	-	-	-	-	-	-	-	-
Textbooks / Workbooks	-	-	-	-	-	-	-	-
Supplies & Materials other	-	-	-	166,722	166,722	-	-	166,722
Equipment / Furniture	-	-	-	163,656	163,656	-	-	163,656
Telephone	-	-	-	-	-	-	-	-
Technology	-	-	-	257,500	257,500	-	-	257,500
Student Testing & Assessment	-	-	-	12,530	12,530	-	-	12,530
Field Trips	-	-	-	105,858	105,858	-	-	105,858
Transportation (student)	-	-	-	38,157	38,157	-	-	38,157
Student Services - other	-	-	-	201,328	201,328	-	-	201,328
Office Expense	-	-	-	351,663	351,663	-	-	351,663
Staff Development	-	-	-	298,873	298,873	-	-	298,873
Staff Recruitment	-	-	-	97,474	97,474	-	-	97,474
Student Recruitment / Marketing	-	-	-	106,149	106,149	-	-	106,149
School Meals / Lunch	-	-	-	548,136	548,136	-	-	548,136
Travel (Staff)	-	-	-	50,375	50,375	-	-	50,375
Fundraising	-	-	-	-	-	-	-	-
Other	-	-	-	9,186	9,186	-	-	9,186
TOTAL SCHOOL OPERATIONS	-	-	-	2,900,933	2,900,933	-	-	2,900,933
FACILITY OPERATION & MAINTENANCE								
Insurance	-	-	-	70,359	70,359	-	-	70,359
Janitorial	-	-	-	-	-	-	-	-
Building and Land Rent / Lease / Facility Finance Interest	-	-	-	-	-	-	-	-
Repairs & Maintenance	-	-	-	78,695	78,695	-	-	78,695
Equipment / Furniture	-	-	-	-	-	-	-	-
Security	-	-	-	-	-	-	-	-
Utilities	-	-	-	-	-	-	-	-
TOTAL FACILITY OPERATION & MAINTENANCE	-	-	-	149,054	149,054	-	-	149,054
DEPRECIATION & AMORTIZATION	-	-	-	940,601	940,601	-	-	940,601
RESERVES / CONTINGENCY	-	-	-	-	-	-	-	-
TOTAL EXPENSES	-	-	-	14,172,881	14,172,881	-	-	14,172,881

SUCCESS ACADEMY CHARTER SCHOOL - BROOKLYN
Budget / Operating Plan

2017-18

Total Revenue	-	-	-	13,280,138	(13,280,138)	-	-	13,280,138
Total Expenses	-	-	-	14,172,881	14,172,881	-	-	14,172,881
Net Income	-	-	-	(892,742)	892,742	-	-	(892,742)
Actual Student Enrollment	-	-	-			-	-	

TOTALS AND VARIANCE ANALYSIS

*NOTE: Enrollment, Revenue and Expenditure Data IN the 'Total and Variance Analysis' Section is Based on LAST ACTUAL Quarter Completed		Current Budget	Actual vs. Current Budget	Current Budget - TY	Actual vs. Current Budget TY	Original Budget (Current Quarter)	Actual vs. Original Budget	Original Budget -
	Actual	(Current Quarter)	Current Budget					
NET INCOME	-	-	-	(892,742)	892,742	-	-	(892,742)

SUCCESS ACADEMY CHARTER SCHOOL - BROOKLYN
Budget 2017-18
Operating Plan

	2017-18							
Total Revenue	-	-	-	13,280,138	(13,280,138)	-	-	13,280,138
Total Expenses	-	-	-	14,172,881	14,172,881	-	-	14,172,881
Net Income	-	-	-	(892,742)	892,742	-	-	(892,742)
Actual Student Enrollment	-	-	-			-	-	

	TOTALS AND VARIANCE ANALYSIS							
	TOTALS AND VARIANCE ANALYSIS							
*NOTE: Enrollment, Revenue and Expenditure Data IN the 'Total and Variance Analysis' Section is Based on LAST ACTUAL Quarter Completed	Actual	Current Budget (Current Quarter)	Actual vs. Current Budget	Current Budget - TY	Actual vs. Current Budget TY	Original Budget (Current Quarter)	Actual vs. Original Budget	Original Budget -

ENROLLMENT - *School Districts Are Linked To Above Entries*	* Enrollment Data Based on Last Actual Quarter Completed							
NYC CHANCELLOR'S OFFICE	-	-	-			-	-	
-	-	-	-			-	-	
-	-	-	-			-	-	
-	-	-	-			-	-	
-	-	-	-			-	-	
-	-	-	-			-	-	
-	-	-	-			-	-	
-	-	-	-			-	-	
-	-	-	-			-	-	
-	-	-	-			-	-	
-	-	-	-			-	-	
-	-	-	-			-	-	
-	-	-	-			-	-	
-	-	-	-			-	-	
-	-	-	-			-	-	
-	-	-	-			-	-	
-	-	-	-			-	-	
-	-	-	-			-	-	
-	-	-	-			-	-	
-	-	-	-			-	-	
-	-	-	-			-	-	
-	-	-	-			-	-	
-	-	-	-			-	-	
-	-	-	-			-	-	
-	-	-	-			-	-	
-	-	-	-			-	-	
-	-	-	-			-	-	
-	-	-	-			-	-	
-	-	-	-			-	-	
-	-	-	-			-	-	
-	-	-	-			-	-	
-	-	-	-			-	-	
-	-	-	-			-	-	
-	-	-	-			-	-	
-	-	-	-			-	-	
-	-	-	-			-	-	
-	-	-	-			-	-	
-	-	-	-			-	-	
-	-	-	-			-	-	
-	-	-	-			-	-	
-	-	-	-			-	-	
-	-	-	-			-	-	
-	-	-	-			-	-	
-	-	-	-			-	-	
-	-	-	-			-	-	
-	-	-	-			-	-	
-	-	-	-			-	-	
-	-	-	-			-	-	
-	-	-	-			-	-	
-	-	-	-			-	-	
-	-	-	-			-	-	
-	-	-	-			-	-	
-	-	-	-			-	-	
-	-	-	-			-	-	
-	-	-	-			-	-	
-	-	-	-			-	-	
-	-	-	-			-	-	
-	-	-	-			-	-	
-	-	-	-			-	-	
-	-	-	-			-	-	
-	-	-	-			-	-	
-	-	-	-			-	-	
-	-	-	-			-	-	
-	-	-	-			-	-	
-	-	-	-			-	-	
-	-	-	-			-	-	
-	-	-	-			-	-	
-	-	-	-			-	-	
-	-	-	-			-	-	
-	-	-	-			-	-	
-	-	-	-			-	-	
-	-	-	-			-	-	
-	-	-	-			-	-	
-	-	-	-			-	-	
-	-	-	-			-	-	
-	-	-	-			-	-	
-	-	-	-			-	-	
-	-	-	-			-	-	
-	-	-	-			-	-	
-	-	-	-			-	-	
-	-	-	-			-	-	
-	-	-	-			-	-	
-	-	-	-			-	-	
-	-	-	-			-	-	
-	-	-	-			-	-	
-	-	-	-			-	-	
-	-	-	-			-	-	
-	-	-	-			-	-	
-	-	-	-			-	-	
-	-	-	-			-	-	
-	-	-	-			-	-	
-	-	-	-			-	-	
-	-	-	-			-	-	
-	-	-	-			-	-	
-	-	-	-			-	-	
-	-	-	-			-	-	
-	-	-	-			-	-	
-	-	-	-			-	-	
-	-	-	-			-	-	
-	-	-	-			-	-	
-	-	-	-			-	-	
-	-	-	-			-	-	
-	-	-	-			-	-	
-	-	-	-			-	-	
-	-	-	-			-	-	
-	-	-	-			-	-	
-	-	-	-			-	-	
-	-	-	-			-	-	
-	-	-	-			-	-	
-	-	-	-			-	-	
-	-	-	-			-	-	
-	-	-	-			-	-	
-	-	-	-			-	-	
-	-	-	-			-	-	
-	-	-	-			-	-	
-	-	-	-			-	-	
-	-	-	-			-	-	
-	-	-	-			-	-	
-	-	-	-			-	-	
-	-	-	-			-	-	
-	-	-	-			-	-	
-	-	-	-			-	-	
-	-	-	-			-	-	
-	-	-	-			-	-	
-	-	-	-			-	-	
-	-	-	-			-	-	
-	-	-	-			-	-	
-	-	-	-			-	-	
-	-	-	-			-	-	
-	-	-	-			-	-	

Total Revenue		(13,280,138)	-	-
Total Expenses		14,172,881	-	-
Net Income		892,742	-	-
Actual Student Enrollment			-	-
<p>*NOTE: Enrollment, Revenue and Expenditure Data IN the 'Total and Variance Analysis' Section is Based on LAST ACTUAL Quarter Completed</p>		<p>Actual vs. Original Budget TY</p>	<p>PY Actual (PY TY / No. of COMPLETED Actual CY</p>	<p>Actual CY vs. Actual PY</p>
REVENUE				
REVENUES FROM STATE SOURCES				
Per Pupil Revenue	CY Per Pupil Rate			
NYC CHANCELLOR'S OFFICE	14,527	(10,557,497)	-	-
-	-	-	-	-
-	-	-	-	-
-	-	-	-	-
-	-	-	-	-
-	-	-	-	-
-	-	-	-	-
-	-	-	-	-
-	-	-	-	-
-	-	-	-	-
-	-	-	-	-
-	-	-	-	-
-	-	-	-	-
-	-	-	-	-
-	-	-	-	-
-	-	-	-	-
ALL OTHER School Districts: (Count = 0)	-	-	-	-
TOTAL Per Pupil Revenue (Weighted Average Per Pupil Funding)	14,527	(10,557,497)	-	-
Special Education Revenue		(1,532,775)	-	-
Grants				
Stimulus		-	-	-
DYCD (Department of Youth and Community Development)		-	-	-
Other		(250,729)	-	-
NYC DoE Rental Assistance		-	-	-
Other		-	-	-
TOTAL REVENUE FROM STATE SOURCES		(12,341,001)	-	-
REVENUE FROM FEDERAL FUNDING				
IDEA Special Needs		(60,816)	-	-
Title I		(295,718)	-	-
Title Funding - Other		(8,300)	-	-
School Food Service (Free Lunch)		(217,420)	-	-
Grants				
Charter School Program (CSP) Planning & Implementation		(144,500)	-	-
Other		-	-	-

Total Revenue	(13,280,138)	-	-
Total Expenses	14,172,881	-	-
Net Income	892,742	-	-
Actual Student Enrollment		-	-
<p>*NOTE: Enrollment, Revenue and Expenditure Data IN the 'Total and Variance Analysis' Section is Based on LAST ACTUAL Quarter Completed</p>			
	Actual vs. Original Budget TY	PY Actual (PY TY / No. of COMPLETED Actual CY	Actual CY vs. Actual PY
Other	-	-	-
TOTAL REVENUE FROM FEDERAL SOURCES	(726,754)	-	-
LOCAL and OTHER REVENUE			
Contributions and Donations	-	-	-
Fundraising	-	-	-
Erate Reimbursement	(73,595)	-	-
Earnings on Investments	-	-	-
Interest Income	-	-	-
Food Service (Income from meals)	-	-	-
Text Book	-	-	-
OTHER	(138,789)	-	-
TOTAL REVENUE FROM LOCAL and OTHER SOURCES	(212,384)	-	-
TOTAL REVENUE	(13,280,138)	-	-

Total Revenue	(13,280,138)	-	-
Total Expenses	14,172,881	-	-
Net Income	892,742	-	-
Actual Student Enrollment		-	-
<p>*NOTE: Enrollment, Revenue and Expenditure Data IN the 'Total and Variance Analysis' Section is Based on LAST ACTUAL Quarter Completed</p>			
	Actual vs. Original Budget TY	PY Actual (PY TY / No. of COMPLETED Actual CY	Actual CY vs. Actual PY

EXPENSES	Quarter 0			
	No. of Positions			
ADMINISTRATIVE STAFF PERSONNEL COSTS				
Executive Management	-	-	-	-
Instructional Management	-	790,625	-	-
Deans, Directors & Coordinators	-	305,000	-	-
CFO / Director of Finance	-	-	-	-
Operation / Business Manager	-	510,000	-	-
Administrative Staff	-	-	-	-
TOTAL ADMINISTRATIVE STAFF	-	1,605,625	-	-
INSTRUCTIONAL PERSONNEL COSTS				
Teachers - Regular	-	2,536,128	-	-
Teachers - SPED	-	1,165,248	-	-
Substitute Teachers	-	-	-	-
Teaching Assistants	-	636,542	-	-
Specialty Teachers	-	848,232	-	-
Aides	-	-	-	-
Therapists & Counselors	-	162,500	-	-
Other	-	-	-	-
TOTAL INSTRUCTIONAL	-	5,348,650	-	-
NON-INSTRUCTIONAL PERSONNEL COSTS				
Nurse	-	-	-	-
Librarian	-	-	-	-
Custodian	-	-	-	-
Security	-	-	-	-
Other	-	-	-	-
TOTAL NON-INSTRUCTIONAL	-	-	-	-
SUBTOTAL PERSONNEL SERVICE COSTS	-	6,954,275	-	-
PAYROLL TAXES AND BENEFITS				
Payroll Taxes		613,401	-	-
Fringe / Employee Benefits		726,739	-	-
Retirement / Pension		208,628	-	-
TOTAL PAYROLL TAXES AND BENEFITS		1,548,768	-	-
TOTAL PERSONNEL SERVICE COSTS	-	8,503,043	-	-

Total Revenue	(13,280,138)	-	-
Total Expenses	14,172,881	-	-
Net Income	892,742	-	-
Actual Student Enrollment		-	-
*NOTE: Enrollment, Revenue and Expenditure Data IN the 'Total and Variance Analysis' Section is Based on LAST ACTUAL Quarter Completed	Actual vs. Original Budget TY	PY Actual (PY TY / No. of COMPLETED Actual CY	Actual CY vs. Actual PY
CONTRACTED SERVICES			
Accounting / Audit	-	-	-
Legal	-	-	-
Management Company Fee	1,583,625	-	-
Nurse Services	-	-	-
Food Service / School Lunch	-	-	-
Payroll Services	63,508	-	-
Special Ed Services	-	-	-
Titlement Services (i.e. Title I)	-	-	-
Other Purchased / Professional / Consulting	32,117	-	-
TOTAL CONTRACTED SERVICES	1,679,250	-	-

Total Revenue	(13,280,138)	-	-
Total Expenses	14,172,881	-	-
Net Income	892,742	-	-
Actual Student Enrollment		-	-
<p>*NOTE: Enrollment, Revenue and Expenditure Data IN the 'Total and Variance Analysis' Section is Based on LAST ACTUAL Quarter Completed</p>			
	Actual vs. Original Budget TY	PY Actual (PY TY / No. of COMPLETED Actual CY	Actual CY vs. Actual PY
SCHOOL OPERATIONS			
Board Expenses	-	-	-
Classroom / Teaching Supplies & Materials	493,326	-	-
Special Ed Supplies & Materials	-	-	-
Textbooks / Workbooks	-	-	-
Supplies & Materials other	166,722	-	-
Equipment / Furniture	163,656	-	-
Telephone	-	-	-
Technology	257,500	-	-
Student Testing & Assessment	12,530	-	-
Field Trips	105,858	-	-
Transportation (student)	38,157	-	-
Student Services - other	201,328	-	-
Office Expense	351,663	-	-
Staff Development	298,873	-	-
Staff Recruitment	97,474	-	-
Student Recruitment / Marketing	106,149	-	-
School Meals / Lunch	548,136	-	-
Travel (Staff)	50,375	-	-
Fundraising	-	-	-
Other	9,186	-	-
TOTAL SCHOOL OPERATIONS	2,900,933	-	-
FACILITY OPERATION & MAINTENANCE			
Insurance	70,359	-	-
Janitorial	-	-	-
Building and Land Rent / Lease / Facility Finance Interest	-	-	-
Repairs & Maintenance	78,695	-	-
Equipment / Furniture	-	-	-
Security	-	-	-
Utilities	-	-	-
TOTAL FACILITY OPERATION & MAINTENANCE	149,054	-	-
DEPRECIATION & AMORTIZATION	940,601	-	-
RESERVES / CONTINGENCY	-	-	-
TOTAL EXPENSES	14,172,881	-	-

(2
(2

Total Revenue	(13,280,138)	-	-
Total Expenses	14,172,881	-	-
Net Income	892,742	-	-
Actual Student Enrollment		-	-
<p>*NOTE: Enrollment, Revenue and Expenditure Data IN the 'Total and Variance Analysis' Section is Based on LAST ACTUAL Quarter Completed</p>			
	Actual vs. Original Budget TY	PY Actual (PY TY / No. of COMPLETED Actual CY	Actual CY vs. Actual PY
NET INCOME	892,742	-	-

Total Revenue	(13,280,138)	-	
Total Expenses	14,172,881	-	
Net Income	892,742	-	
Actual Student Enrollment		-	
<p>*NOTE: Enrollment, Revenue and Expenditure Data IN the 'Total and Variance Analysis' Section is Based on LAST ACTUAL Quarter Completed</p>			
	Actual vs. Original Budget TY	PY Actual (PY TY / No. of COMPLETED Actual CY	Actual CY vs. Actual PY

ENROLLMENT - *School Districts Are Linked To Above Entries*			
NYC CHANCELLOR'S OFFICE		-	-
-		-	-
-		-	-
-		-	-
-		-	-
-		-	-
-		-	-
-		-	-
-		-	-
-		-	-
-		-	-
-		-	-
-		-	-
-		-	-
-		-	-
-		-	-
-		-	-
ALL OTHER School Districts: (Count = 0)		-	-
TOTAL ENROLLMENT		-	-
REVENUE PER PUPIL		-	-
EXPENSES PER PUPIL		-	-



Annual Report Requirement
for SUNY Authorized Charter Schools
SUCCESS ACADEMY CHARTER SCHOOL - BRONX 2
2017-18

Administrative
expenditures per pupil:

\$0.00

Per NYS Statute

Administrative expenditures per pupil: the sum of all general administration salaries and other general administration expenditures divided by the total number of enrolled students. Employee benefit costs or expenditures should not be reported here.

***NOTE: THIS TAB ONLY NEEDS TO BE COMPLETED FOR Q4**



**GENERAL INSTRUCTIONS FOR
ANNUAL BUDGET/QUARTERLY REPORT**

TEMPLATE TABS

1- GRAY tab contains the Instructions




Instructions	Provides description of tabs and input requirements.
Funding by District	Charter School Tuition Rates

2- BLUE tabs require input of information

1.) Name of School	>Select school name from list. >Enter contact information.
2.) Enrollment	Enter enrollment information for Annual Budget (& Revisions) and Quarterly Actuals. Includes: >Enrollment by Grade >Enrollment by District
3.) Staffing Plan	Enter staffing plan information for Annual Budget (& Revisions) and Quarterly Actuals. Includes: >Full Time Equivalent (FTE), by Position Category, By Quarter
4.) Yearly Budget	Enter Yearly Budget information. Includes: >"Pior Year" column may be completed based upon preliminary data, and adjusted with Annual Audited data when the Quarter 2 Actuals are being submitted. (Note: Quarterly Revenue allocation may be set) >Budgeted Enrollment data and Per Pupil Revenue for the current year are populated based upon input on tab "2.) Enrollment." >Budgeted FTE for current year is populated based upon input on tab "3.) Staffing Plan." >All other sources of revenue >All expenses >Budget Revisions, as necessary and <i>approved</i> by the school's Board of Directors, should be submitted when submitting Quarterly Actuals.
5.) Balance Sheet	Enter Balance Sheet information for EdCorps. Separate schools merged into a primary EdCorp should NOT use this tab. >"Pior Year" column may be completed based upon preliminary data, and adjusted with Annual Audited data when the Quarter 2 Actuals are being submitted.

6.) Quarterly Report	Enter Actual Quarterly Report information . Includes: >Actual Enrollment data and Per Pupil Revenue for the current year are populated based upon input on tab "2.) Enrollment." >Actual FTE for current year is populated based upon input on tab "3.) Staffing Plan." >All other sources of revenue >All expenses
7.) Annual Report Requirement	Complete when submitting Actual Quarter 4.

CELL COLORS & GUIDANCE COMMENTS

-  = Enter information into the light BLUE shaded cells.
-  = Cells labeled in ORANGE containe guidance regarding the input of information.
-  = Cells containing RED triangles in the upper right corner contain "guidance comments" on that particular line item. Please "mouse-over" the triangle to reveal each comment.

**Charter Funding Alphabetical By NYS School District
* (Sum of Charter School Basic Tuition and Supplemental Basic Tuition)**



ANNUAL BUDGET & QUARTERLY REPORT TEMPLATE

Success Academy Charter School - Bronx 2

SCHOOL

Name:	Success Academy Charter School - Bronx 2
--------------	--

CONTACT INFORMATION

Contact Name:	Garrick Wong
Contact Title:	Senior Accountant
Contact Email:	[REDACTED]
Contact Phone:	[REDACTED]

REPORT PERIOD

Current Academic Year:	2017-18
Prior Academic Year:	2016-17

**SUCCESS ACADEMY CHARTER SCHOOL - BRONX 2
2017-18**

ENROLLMENT BY GRADES							
GRADES	K	1	2	3	4	5	6
INITIAL BUDGETED ENROLLMENT	90	90	102	90	113	80	71
TOTAL ENROLLMENT = 765							

ENROLLMENT BY DISTRICT

		PRIOR YEAR	ANNUAL BUDGET					
		ACTUAL	TOTAL DISTRICTS/ENROLLMENT BY QUARTER					
			QUARTER 1		QUARTER 2		QUARTER 3	
			Original	Revised	Original	Revised	Original	Revised
NUMBER OF SCHOOL DISTRICTS ENROLLED:		0	1	0	1	0	1	0
NUMBER OF STUDENTS ENROLLED:		0	726.75	0	726.75	0	726.75	0
<p align="center">*NOTE: If there are NO budget revisions at the time of quarterly submittal leave COMPLETELY BLANK. If budget revisions ARE made, the entire "REVISED" budget affected quarter(s) must be completed on tabs 2, 3 and 4.</p>								
		PRIOR YEAR	ANNUAL BUDGET					
		2016-17	QUARTER 1		QUARTER 2		QUARTER 3	
		Actual Enrollment	Original Budgeted Enrollment	Revised Budgeted Enrollment	Original Budgeted Enrollment	Revised Budgeted Enrollment	Original Budgeted Enrollment	Revised Budgeted Enrollment
1	PRIMARY District		726.75		726.75		726.75	
2	SECONDARY District							

PRIMARY/OTHER	DISTRICT NAME(S)
1	PRIMARY District NYC CHANCELLOR'S OFFICE
2	SECONDARY District (Select from drop-down list) →

PLAN - FULL TIME EQUIVALENT

STAFFING PLAN - FULL TIME EQUIVALENT ("FTE")

***NOTE:** Enter the number of FTE positions in the "blue" cells.

***NOTE:** Enter the number of FTE positions in the "blue" cells.

***NOTE:** If there are NO budget revisions at the time of quarterly submittal leave the 'REVISED' Column(s) COMPLETELY BLANK.

ADMINISTRATIVE PERSONNEL FTE	ADMINISTRATIVE PERSONNEL FTE
Executive Management	Executive Management
Instructional Management	Instructional Management
Deans, Directors & Coordinators	Deans, Directors & Coordinators
CFO / Director of Finance	CFO / Director of Finance
Operation / Business Manager	Operation / Business Manager
Administrative Staff	Administrative Staff
TOTAL ADMINISTRATIVE STAFF	TOTAL ADMINISTRATIVE STAFF

PRIOR YEAR
2016-17
ACTUAL
0.0

ANNUAL BUDGETED FTE							
Q1		Q2		Q3		Q4	
Original	Revised	Original	Revised	Original	Revised	Original	Revised
0.0		0.0		0.0		0.0	
6.0		6.0		6.0		6.0	
5.0		5.0		5.0		5.0	
0.0		0.0		0.0		0.0	
8.0		8.0		8.0		8.0	
0.0		0.0		0.0		0.0	
19.0	0.0	19.0	0.0	19.0	0.0	19.0	0.0

INSTRUCTIONAL PERSONNEL FTE	INSTRUCTIONAL PERSONNEL FTE
Teachers - Regular	Teachers - Regular
Teachers - SPED	Teachers - SPED
Substitute Teachers	Substitute Teachers
Teaching Assistants	Teaching Assistants
Specialty Teachers	Specialty Teachers
Aides	Aides
Therapists & Counselors	Therapists & Counselors
Other	Other
TOTAL INSTRUCTIONAL	TOTAL INSTRUCTIONAL

PRIOR YEAR
2016-17
ACTUAL
0.0

ANNUAL BUDGETED FTE							
Q1		Q2		Q3		Q4	
Original	Revised	Original	Revised	Original	Revised	Original	Revised
40.0		40.0		40.0		40.0	
17.0		17.0		17.0		17.0	
0.0		0.0		0.0		0.0	
12.0		12.0		12.0		12.0	
10.0		10.0		10.0		10.0	
0.0		0.0		0.0		0.0	
2.5		2.5		2.5		2.5	
0.0		0.0		0.0		0.0	
81.5	0.0	81.5	0.0	81.5	0.0	81.5	0.0

NON-INSTRUCTIONAL PERSONNEL FTE	NON-INSTRUCTIONAL PERSONNEL FTE
Nurse	Nurse
Librarian	Librarian
Custodian	Custodian
Security	Security
Other	Other
TOTAL NON-INSTRUCTIONAL	TOTAL NON-INSTRUCTIONAL

PRIOR YEAR
2016-17
ACTUAL
0.0

ANNUAL BUDGETED FTE							
Q1		Q2		Q3		Q4	
Original	Revised	Original	Revised	Original	Revised	Original	Revised
0.0		0.0		0.0		0.0	
0.0		0.0		0.0		0.0	
0.0		0.0		0.0		0.0	
0.0		0.0		0.0		0.0	
0.0		0.0		0.0		0.0	
0.0	0.0	0.0	0.0	0.0	0.0	0.0	0.0

TOTAL PERSONNEL SERVICE FTE	TOTAL PERSONNEL SERVICE FTE
------------------------------------	------------------------------------

0.0

100.5	0.0	100.5	0.0	100.5	0.0	100.5	0.0
-------	-----	-------	-----	-------	-----	-------	-----

**SS ACADEMY CHARTER SCHOOL
2017-18**

PLAN - FULL TIME EQUIVALENT

**NOTE: Enter the number of FTE positions in the "blue" cells. Should be input.*

**NOTE: State the assumptions that are being made for personnel FTE levels.*

ADMINISTRATIVE PERSONNEL FTE	
	Q4
	Actual
Executive Management	
Instructional Management	
Deans, Directors & Coordinators	
CFO / Director of Finance	
Operation / Business Manager	
Administrative Staff	
TOTAL ADMINISTRATIVE STAFF	0.0

Description of Assumptions	

INSTRUCTIONAL PERSONNEL FTE	
	Q4
	Actual
Teachers - Regular	
Teachers - SPED	
Substitute Teachers	
Teaching Assistants	
Specialty Teachers	
Aides	
Therapists & Counselors	
Other	
TOTAL INSTRUCTIONAL	0.0

Description of Assumptions	

NON-INSTRUCTIONAL PERSONNEL FTE	
	Q4
	Actual
Nurse	
Librarian	
Custodian	
Security	
Other	
TOTAL NON-INSTRUCTIONAL	0.0

Description of Assumptions	

TOTAL PERSONNEL SERVICE FTE	0.0
------------------------------------	-----

--

SUCCESS ACADEMY CHARTER SCHOOL - BRONX 2

Budget / Operating Plan

2017-18

Total Revenue	-	3,320,035	-	-	3,320,035	-	-	3,320,035	-	-	3,320,035	-	-
Total Expenses	-	3,543,220	-	-	3,543,220	-	-	3,543,220	-	-	3,543,220	-	-
Net Income	-	(223,186)	-	-	(223,186)	-	-	(223,186)	-	-	(223,186)	-	-
Actual Student Enrollment	-	727	-	-	727	-	-	727	-	-	727	-	-

	Prior Year Actual 2016-17 Revenue Per Pupil	1st Quarter - 7/1 - 9/30			2nd Quarter - 10/1 - 12/31			3rd Quarter - 1/1 - 3/31			4th Quarter - 4/1 - 6/30		
		Original Budget	Revised Budget	Variance	Original Budget	Revised Budget	Variance	Original Budget	Revised Budget	Variance	Original Budget	Revised Budget	Variance

REVENUE
REVENUES FROM STATE SOURCES
 2017-18
 Per Pupil Revenue
 Per Pupil Rate

***NOTE:** If there are NO budget revisions at the time of quarterly submittal leave the 'REVISED' Column(s) COMPLETELY BLANK.
 If budget revisions ARE made, the entire "REVISED" budget columns for the affected quarter(s) must be completed on tabs 2, 3 and 4.

PPR %/Qtr->	25.0%	25.0%		25.0%	25.0%		25.0%	25.0%		25.0%	25.0%		
Allocate Per Pupil Revenue by Quarter													
NYC CHANCELLOR'S OFFICE	14,527	2,639,374	-	-	2,639,374	-	-	2,639,374	-	-	2,639,374	-	-
-	-	-	-	-	-	-	-	-	-	-	-	-	-
-	-	-	-	-	-	-	-	-	-	-	-	-	-
-	-	-	-	-	-	-	-	-	-	-	-	-	-
-	-	-	-	-	-	-	-	-	-	-	-	-	-
-	-	-	-	-	-	-	-	-	-	-	-	-	-
-	-	-	-	-	-	-	-	-	-	-	-	-	-
-	-	-	-	-	-	-	-	-	-	-	-	-	-
-	-	-	-	-	-	-	-	-	-	-	-	-	-
-	-	-	-	-	-	-	-	-	-	-	-	-	-
-	-	-	-	-	-	-	-	-	-	-	-	-	-
-	-	-	-	-	-	-	-	-	-	-	-	-	-
-	-	-	-	-	-	-	-	-	-	-	-	-	-
-	-	-	-	-	-	-	-	-	-	-	-	-	-
-	-	-	-	-	-	-	-	-	-	-	-	-	-
-	-	-	-	-	-	-	-	-	-	-	-	-	-
-	-	-	-	-	-	-	-	-	-	-	-	-	-
ALL OTHER School Districts: (Weighted Avg)	-	-	-	-	-	-	-	-	-	-	-	-	-
TOTAL Per Pupil Revenue (Weighted Average Per Pupil Funding)	14,527	2,639,374	-	-	2,639,374	-	-	2,639,374	-	-	2,639,374	-	-
Special Education Revenue		383,194			383,194			383,194			383,194		
Grants													
Stimulus		-			-			-			-		
DYCD (Department of Youth and Community Development)		-			-			-			-		
Other		62,682			62,682			62,682			62,682		
NYC DoE Rental Assistance		-			-			-			-		
Other		-			-			-			-		
TOTAL REVENUE FROM STATE SOURCES		3,085,250			3,085,250			3,085,250			3,085,250		
REVENUE FROM FEDERAL FUNDING													
IDEA Special Needs		15,204			15,204			15,204			15,204		
Title I		73,929			73,929			73,929			73,929		
Title Funding - Other		2,075			2,075			2,075			2,075		
School Food Service (Free Lunch)		54,355			54,355			54,355			54,355		
Grants													
Charter School Program (CSP) Planning & Implementation		36,125			36,125			36,125			36,125		
Other		-			-			-			-		
Other		-			-			-			-		
TOTAL REVENUE FROM FEDERAL SOURCES		181,688			181,688			181,688			181,688		
LOCAL and OTHER REVENUE													
Contributions and Donations		-			-			-			-		
Fundraising		-			-			-			-		
Erate Reimbursement		18,399			18,399			18,399			18,399		
Earnings on Investments		-			-			-			-		
Interest Income		-			-			-			-		
Food Service (Income from meals)		-			-			-			-		
Text Book		-			-			-			-		
OTHER		34,697			34,697			34,697			34,697		
TOTAL REVENUE FROM LOCAL and OTHER SOURCES		53,096			53,096			53,096			53,096		

SUCCESS ACADEMY CHARTER SCHOOL - BRONX 2													
Budget / Operating Plan													
2017-18													
Total Revenue	-	3,320,035	-	-	3,320,035	-	-	3,320,035	-	-	3,320,035	-	-
Total Expenses	-	3,543,220	-	-	3,543,220	-	-	3,543,220	-	-	3,543,220	-	-
Net Income	-	(223,186)	-	-	(223,186)	-	-	(223,186)	-	-	(223,186)	-	-
Actual Student Enrollment	-	727	-	-	727	-	-	727	-	-	727	-	-
	Prior Year Actual	1st Quarter - 7/1 - 9/30			2nd Quarter - 10/1 - 12/31			3rd Quarter - 1/1 - 3/31			4th Quarter - 4/1 - 6/30		
	2016-17	Original	Revised	Variance	Original	Revised	Variance	Original	Revised	Variance	Original	Revised	Variance
	Revenue Per Pupil	Budget	Budget		Budget	Budget		Budget	Budget		Budget	Budget	
TOTAL REVENUE	-	3,320,035	-	-	3,320,035	-	-	3,320,035	-	-	3,320,035	-	-

SUCCESS ACADEMY CHARTER SCHOOL - BRONX 2

Budget / Operating Plan

2017-18

Total Revenue	-	3,320,035	-	-	3,320,035	-	-	3,320,035	-	-	3,320,035	-	-
Total Expenses	-	3,543,220	-	-	3,543,220	-	-	3,543,220	-	-	3,543,220	-	-
Net Income	-	(223,186)	-	-	(223,186)	-	-	(223,186)	-	-	(223,186)	-	-
Actual Student Enrollment	-	727	-	-	727	-	-	727	-	-	727	-	-

2016-17 Revenue Per Pupil	1st Quarter - 7/1 - 9/30			2nd Quarter - 10/1 - 12/31			3rd Quarter - 1/1 - 3/31			4th Quarter - 4/1 - 6/30		
	Original Budget	Revised Budget	Variance	Original Budget	Revised Budget	Variance	Original Budget	Revised Budget	Variance	Original Budget	Revised Budget	Variance

EXPENSES

ADMINISTRATIVE STAFF PERSONNEL COSTS

Avg. No. of Positions

Executive Management	-	-	-	-	-	-	-	-	-	-	-	-	-
Instructional Management	6.00	197,656	-	-	197,656	-	-	197,656	-	-	197,656	-	-
Deans, Directors & Coordinators	5.00	76,250	-	-	76,250	-	-	76,250	-	-	76,250	-	-
CFO / Director of Finance	-	-	-	-	-	-	-	-	-	-	-	-	-
Operation / Business Manager	8.00	127,500	-	-	127,500	-	-	127,500	-	-	127,500	-	-
Administrative Staff	-	-	-	-	-	-	-	-	-	-	-	-	-
TOTAL ADMINISTRATIVE STAFF	19.00	401,406	-	-	401,406	-	-	401,406	-	-	401,406	-	-

INSTRUCTIONAL PERSONNEL COSTS

Teachers - Regular	40.00	634,032	-	-	634,032	-	-	634,032	-	-	634,032	-	-
Teachers - SPED	17.00	291,312	-	-	291,312	-	-	291,312	-	-	291,312	-	-
Substitute Teachers	-	-	-	-	-	-	-	-	-	-	-	-	-
Teaching Assistants	12.00	159,136	-	-	159,136	-	-	159,136	-	-	159,136	-	-
Specialty Teachers	10.00	212,058	-	-	212,058	-	-	212,058	-	-	212,058	-	-
Aides	-	-	-	-	-	-	-	-	-	-	-	-	-
Therapists & Counselors	2.50	40,625	-	-	40,625	-	-	40,625	-	-	40,625	-	-
Other	-	-	-	-	-	-	-	-	-	-	-	-	-
TOTAL INSTRUCTIONAL	81.50	1,337,163	-	-	1,337,163	-	-	1,337,163	-	-	1,337,163	-	-

NON-INSTRUCTIONAL PERSONNEL COSTS

Nurse	-	-	-	-	-	-	-	-	-	-	-	-	-
Librarian	-	-	-	-	-	-	-	-	-	-	-	-	-
Custodian	-	-	-	-	-	-	-	-	-	-	-	-	-
Security	-	-	-	-	-	-	-	-	-	-	-	-	-
Other	-	-	-	-	-	-	-	-	-	-	-	-	-
TOTAL NON-INSTRUCTIONAL	-	-	-	-	-	-	-	-	-	-	-	-	-

SUBTOTAL PERSONNEL SERVICE COSTS

100.50	-	1,738,569	-	-	1,738,569	-	-	1,738,569	-	-	1,738,569	-	-
--------	---	-----------	---	---	-----------	---	---	-----------	---	---	-----------	---	---

PAYROLL TAXES AND BENEFITS

Payroll Taxes	-	153,350	-	-	153,350	-	-	153,350	-	-	153,350	-	-
Fringe / Employee Benefits	-	181,685	-	-	181,685	-	-	181,685	-	-	181,685	-	-
Retirement / Pension	-	52,157	-	-	52,157	-	-	52,157	-	-	52,157	-	-
TOTAL PAYROLL TAXES AND BENEFITS	-	387,192	-	-	387,192	-	-	387,192	-	-	387,192	-	-

TOTAL PERSONNEL SERVICE COSTS

100.50	-	2,125,761	-	-	2,125,761	-	-	2,125,761	-	-	2,125,761	-	-
--------	---	-----------	---	---	-----------	---	---	-----------	---	---	-----------	---	---

CONTRACTED SERVICES

Accounting / Audit	-	-	-	-	-	-	-	-	-	-	-	-	-
Legal	-	-	-	-	-	-	-	-	-	-	-	-	-
Management Company Fee	-	395,906	-	-	395,906	-	-	395,906	-	-	395,906	-	-
Nurse Services	-	-	-	-	-	-	-	-	-	-	-	-	-
Food Service / School Lunch	-	-	-	-	-	-	-	-	-	-	-	-	-
Payroll Services	-	15,877	-	-	15,877	-	-	15,877	-	-	15,877	-	-
Special Ed Services	-	-	-	-	-	-	-	-	-	-	-	-	-
Titlement Services (i.e. Title I)	-	-	-	-	-	-	-	-	-	-	-	-	-
Other Purchased / Professional / Consulting	-	8,029	-	-	8,029	-	-	8,029	-	-	8,029	-	-
TOTAL CONTRACTED SERVICES	-	419,812	-	-	419,812	-	-	419,812	-	-	419,812	-	-

SUCCESS ACADEMY CHARTER SCHOOL - BRONX 2													
Budget / Operating Plan													
2017-18													
	-	3,320,035	-	-	3,320,035	-	-	3,320,035	-	-	3,320,035	-	-
Total Revenue	-	3,320,035	-	-	3,320,035	-	-	3,320,035	-	-	3,320,035	-	-
Total Expenses	-	3,543,220	-	-	3,543,220	-	-	3,543,220	-	-	3,543,220	-	-
Net Income	-	(223,186)	-	-	(223,186)	-	-	(223,186)	-	-	(223,186)	-	-
Actual Student Enrollment	-	727	-	-	727	-	-	727	-	-	727	-	-
	Prior Year Actual	1st Quarter - 7/1 - 9/30			2nd Quarter - 10/1 - 12/31			3rd Quarter - 1/1 - 3/31			4th Quarter - 4/1 - 6/30		
	2016-17	Original	Revised	Variance	Original	Revised	Variance	Original	Revised	Variance	Original	Revised	Variance
	Revenue Per Pupil	Budget	Budget		Budget	Budget		Budget	Budget		Budget	Budget	
SCHOOL OPERATIONS													
Board Expenses	-	-	-	-	-	-	-	-	-	-	-	-	-
Classroom / Teaching Supplies & Materials	123,331	-	-	-	123,331	-	-	123,331	-	-	123,331	-	-
Special Ed Supplies & Materials	-	-	-	-	-	-	-	-	-	-	-	-	-
Textbooks / Workbooks	-	-	-	-	-	-	-	-	-	-	-	-	-
Supplies & Materials other	41,681	-	-	-	41,681	-	-	41,681	-	-	41,681	-	-
Equipment / Furniture	40,914	-	-	-	40,914	-	-	40,914	-	-	40,914	-	-
Telephone	-	-	-	-	-	-	-	-	-	-	-	-	-
Technology	64,375	-	-	-	64,375	-	-	64,375	-	-	64,375	-	-
Student Testing & Assessment	3,132	-	-	-	3,132	-	-	3,132	-	-	3,132	-	-
Field Trips	26,464	-	-	-	26,464	-	-	26,464	-	-	26,464	-	-
Transportation (student)	9,539	-	-	-	9,539	-	-	9,539	-	-	9,539	-	-
Student Services - other	50,332	-	-	-	50,332	-	-	50,332	-	-	50,332	-	-
Office Expense	87,916	-	-	-	87,916	-	-	87,916	-	-	87,916	-	-
Staff Development	74,718	-	-	-	74,718	-	-	74,718	-	-	74,718	-	-
Staff Recruitment	24,368	-	-	-	24,368	-	-	24,368	-	-	24,368	-	-
Student Recruitment / Marketing	26,537	-	-	-	26,537	-	-	26,537	-	-	26,537	-	-
School Meals / Lunch	137,034	-	-	-	137,034	-	-	137,034	-	-	137,034	-	-
Travel (Staff)	12,594	-	-	-	12,594	-	-	12,594	-	-	12,594	-	-
Fundraising	-	-	-	-	-	-	-	-	-	-	-	-	-
Other	2,296	-	-	-	2,296	-	-	2,296	-	-	2,296	-	-
TOTAL SCHOOL OPERATIONS	-	725,233	-	-	725,233	-	-	725,233	-	-	725,233	-	-
FACILITY OPERATION & MAINTENANCE													
Insurance	17,590	-	-	-	17,590	-	-	17,590	-	-	17,590	-	-
Janitorial	-	-	-	-	-	-	-	-	-	-	-	-	-
Building and Land Rent / Lease / Facility Finance Interest	-	-	-	-	-	-	-	-	-	-	-	-	-
Repairs & Maintenance	19,674	-	-	-	19,674	-	-	19,674	-	-	19,674	-	-
Equipment / Furniture	-	-	-	-	-	-	-	-	-	-	-	-	-
Security	-	-	-	-	-	-	-	-	-	-	-	-	-
Utilities	-	-	-	-	-	-	-	-	-	-	-	-	-
TOTAL FACILITY OPERATION & MAINTENANCE	-	37,264	-	-	37,264	-	-	37,264	-	-	37,264	-	-
DEPRECIATION & AMORTIZATION	235,150	-	-	-	235,150	-	-	235,150	-	-	235,150	-	-
RESERVES / CONTINGENCY	-	-	-	-	-	-	-	-	-	-	-	-	-
TOTAL EXPENSES	-	3,543,220	-	-	3,543,220	-	-	3,543,220	-	-	3,543,220	-	-
NET INCOME	-	(223,186)	-	-	(223,186)	-	-	(223,186)	-	-	(223,186)	-	-

SUCCESS ACADEMY CHARTER SCHOOL - BRONX 2													
Budget / Operating Plan													
2017-18													
	-	3,320,035	-	-	3,320,035	-	-	3,320,035	-	-	3,320,035	-	-
Total Revenue	-	3,320,035	-	-	3,320,035	-	-	3,320,035	-	-	3,320,035	-	-
Total Expenses	-	3,543,220	-	-	3,543,220	-	-	3,543,220	-	-	3,543,220	-	-
Net Income	-	(223,186)	-	-	(223,186)	-	-	(223,186)	-	-	(223,186)	-	-
Actual Student Enrollment	-	727	-	-	727	-	-	727	-	-	727	-	-
	Prior Year Actual	1st Quarter - 7/1 - 9/30			2nd Quarter - 10/1 - 12/31			3rd Quarter - 1/1 - 3/31			4th Quarter - 4/1 - 6/30		
	2016-17	Original	Revised	Variance	Original	Revised	Variance	Original	Revised	Variance	Original	Revised	Variance
	Revenue Per Pupil	Budget	Budget		Budget	Budget		Budget	Budget		Budget	Budget	
ENROLLMENT - *School Districts Are Linked To Above Entries*													
Number of Districts:													
NYC CHANCELLOR'S OFFICE	-	1	-	-	1	-	-	1	-	-	1	-	-
-	-	727	-	-	727	-	-	727	-	-	727	-	-
-	-	-	-	-	-	-	-	-	-	-	-	-	-
-	-	-	-	-	-	-	-	-	-	-	-	-	-
-	-	-	-	-	-	-	-	-	-	-	-	-	-
-	-	-	-	-	-	-	-	-	-	-	-	-	-
-	-	-	-	-	-	-	-	-	-	-	-	-	-
-	-	-	-	-	-	-	-	-	-	-	-	-	-
-	-	-	-	-	-	-	-	-	-	-	-	-	-
-	-	-	-	-	-	-	-	-	-	-	-	-	-
-	-	-	-	-	-	-	-	-	-	-	-	-	-
-	-	-	-	-	-	-	-	-	-	-	-	-	-
-	-	-	-	-	-	-	-	-	-	-	-	-	-
-	-	-	-	-	-	-	-	-	-	-	-	-	-
-	-	-	-	-	-	-	-	-	-	-	-	-	-
-	-	-	-	-	-	-	-	-	-	-	-	-	-
-	-	-	-	-	-	-	-	-	-	-	-	-	-
-	-	-	-	-	-	-	-	-	-	-	-	-	-
ALL OTHER School Districts: (Weighted Avg)	-	-	-	-	-	-	-	-	-	-	-	-	-
TOTAL ENROLLMENT	-	727	-	-	727	-	-	727	-	-	727	-	-
REVENUE PER PUPIL	-	4,568	-	-	4,568	-	-	4,568	-	-	4,568	-	-
EXPENSES PER PUPIL	-	4,875	-	-	4,875	-	-	4,875	-	-	4,875	-	-

SUCCESS ACADEMY CHARTER SCHOOL - BRONX 2						
Budget / Operating Plan						
2017-18						
	13,280,138	13,280,138	-	13,280,138	13,280,138	
Total Revenue	13,280,138	13,280,138	-	13,280,138	13,280,138	
Total Expenses	14,172,881	14,172,881	-	(14,172,881)	(14,172,881)	
Net Income	(892,742)	(892,742)	-	(892,742)	(892,742)	
Actual Student Enrollment						
	Total Year			VARIANCE		DESCRIPTION OF ASSUMPTIONS
	Original Budget	Revised Budget	Variance	Original Budget vs. PY Budget	Revised Budget vs. PY Budget	
TOTAL REVENUE	13,280,138	13,280,138	=	13,280,138	13,280,138	

		SUCCESS ACADEMY CHARTER SCHOOL - BRONX 2					DESCRIPTION OF ASSUMPTIONS
		Budget / Operating Plan					
		2017-18					
		Original Budget	Revised Budget	Variance	Original Budget vs. PY Budget	Revised Budget vs. PY Budget	
Total Revenue		13,280,138	13,280,138	-	13,280,138	13,280,138	
Total Expenses		14,172,881	14,172,881	-	(14,172,881)	(14,172,881)	
Net Income		(892,742)	(892,742)	-	(892,742)	(892,742)	
Actual Student Enrollment							
		Total Year			VARIANCE		
		Original Budget	Revised Budget	Variance	Original Budget vs. PY Budget	Revised Budget vs. PY Budget	
EXPENSES							
ADMINISTRATIVE STAFF PERSONNEL COSTS							
	Avg. No. of Positions						
Executive Management	-	-	-	-	-	-	
Instructional Management	6.00	790,625	790,625	-	(790,625)	(790,625)	
Deans, Directors & Coordinators	5.00	305,000	305,000	-	(305,000)	(305,000)	
CFO / Director of Finance	-	-	-	-	-	-	
Operation / Business Manager	8.00	510,000	510,000	-	(510,000)	(510,000)	
Administrative Staff	-	-	-	-	-	-	
TOTAL ADMINISTRATIVE STAFF	19.00	1,605,625	1,605,625	-	(1,605,625)	(1,605,625)	
INSTRUCTIONAL PERSONNEL COSTS							
Teachers - Regular	40.00	2,536,128	2,536,128	-	(2,536,128)	(2,536,128)	
Teachers - SPED	17.00	1,165,248	1,165,248	-	(1,165,248)	(1,165,248)	
Substitute Teachers	-	-	-	-	-	-	
Teaching Assistants	12.00	636,542	636,542	-	(636,542)	(636,542)	
Specialty Teachers	10.00	848,232	848,232	-	(848,232)	(848,232)	
Aides	-	-	-	-	-	-	
Therapists & Counselors	2.50	162,500	162,500	-	(162,500)	(162,500)	
Other	-	-	-	-	-	-	
TOTAL INSTRUCTIONAL	81.50	5,348,650	5,348,650	-	(5,348,650)	(5,348,650)	
NON-INSTRUCTIONAL PERSONNEL COSTS							
Nurse	-	-	-	-	-	-	
Librarian	-	-	-	-	-	-	
Custodian	-	-	-	-	-	-	
Security	-	-	-	-	-	-	
Other	-	-	-	-	-	-	
TOTAL NON-INSTRUCTIONAL	-	-	-	-	-	-	
SUBTOTAL PERSONNEL SERVICE COSTS		100.50	6,954,275	6,954,275	-	(6,954,275)	
PAYROLL TAXES AND BENEFITS							
Payroll Taxes		613,401	613,401	-	(613,401)	(613,401)	
Fringe / Employee Benefits		726,739	726,739	-	(726,739)	(726,739)	
Retirement / Pension		208,628	208,628	-	(208,628)	(208,628)	
TOTAL PAYROLL TAXES AND BENEFITS		1,548,768	1,548,768	-	(1,548,768)	(1,548,768)	
TOTAL PERSONNEL SERVICE COSTS		100.50	8,503,043	8,503,043	-	(8,503,043)	
CONTRACTED SERVICES							
Accounting / Audit		-	-	-	-	-	
Legal		-	-	-	-	-	
Management Company Fee		1,583,625	1,583,625	-	(1,583,625)	(1,583,625)	
Nurse Services		-	-	-	-	-	
Food Service / School Lunch		-	-	-	-	-	
Payroll Services		63,508	63,508	-	(63,508)	(63,508)	
Special Ed Services		-	-	-	-	-	
Titlement Services (i.e. Title I)		-	-	-	-	-	
Other Purchased / Professional / Consulting		32,117	32,117	-	(32,117)	(32,117)	
TOTAL CONTRACTED SERVICES		1,679,250	1,679,250	-	(1,679,250)	(1,679,250)	

SUCCESS ACADEMY CHARTER SCHOOL - BRONX 2					
Budget / Operating Plan					
2017-18					
Total Revenue	13,280,138	13,280,138	-	13,280,138	13,280,138
Total Expenses	14,172,881	14,172,881	-	(14,172,881)	(14,172,881)
Net Income	(892,742)	(892,742)	-	(892,742)	(892,742)
Actual Student Enrollment					
	Total Year			VARIANCE	
	Original Budget	Revised Budget	Variance	Original Budget vs. PY Budget	Revised Budget vs. PY Budget
SCHOOL OPERATIONS					
Board Expenses	-	-	-	-	-
Classroom / Teaching Supplies & Materials	493,326	493,326	-	(493,326)	(493,326)
Special Ed Supplies & Materials	-	-	-	-	-
Textbooks / Workbooks	-	-	-	-	-
Supplies & Materials other	166,722	166,722	-	(166,722)	(166,722)
Equipment / Furniture	163,656	163,656	-	(163,656)	(163,656)
Telephone	-	-	-	-	-
Technology	257,500	257,500	-	(257,500)	(257,500)
Student Testing & Assessment	12,530	12,530	-	(12,530)	(12,530)
Field Trips	105,858	105,858	-	(105,858)	(105,858)
Transportation (student)	38,157	38,157	-	(38,157)	(38,157)
Student Services - other	201,328	201,328	-	(201,328)	(201,328)
Office Expense	351,663	351,663	-	(351,663)	(351,663)
Staff Development	298,873	298,873	-	(298,873)	(298,873)
Staff Recruitment	97,474	97,474	-	(97,474)	(97,474)
Student Recruitment / Marketing	106,149	106,149	-	(106,149)	(106,149)
School Meals / Lunch	548,136	548,136	-	(548,136)	(548,136)
Travel (Staff)	50,375	50,375	-	(50,375)	(50,375)
Fundraising	-	-	-	-	-
Other	9,186	9,186	-	(9,186)	(9,186)
TOTAL SCHOOL OPERATIONS	2,900,933	2,900,933	-	(2,900,933)	(2,900,933)
FACILITY OPERATION & MAINTENANCE					
Insurance	70,359	70,359	-	(70,359)	(70,359)
Janitorial	-	-	-	-	-
Building and Land Rent / Lease / Facility Finance Interest	-	-	-	-	-
Repairs & Maintenance	78,695	78,695	-	(78,695)	(78,695)
Equipment / Furniture	-	-	-	-	-
Security	-	-	-	-	-
Utilities	-	-	-	-	-
TOTAL FACILITY OPERATION & MAINTENANCE	149,054	149,054	-	(149,054)	(149,054)
DEPRECIATION & AMORTIZATION	940,601	940,601	-	(940,601)	(940,601)
RESERVES / CONTINGENCY	-	-	-	-	-
TOTAL EXPENSES	14,172,881	14,172,881	-	(14,172,881)	(14,172,881)
NET INCOME	(892,742)	(892,742)	-	(892,742)	(892,742)

DESCRIPTION OF ASSUMPTIONS

		SUCCESS ACADEMY CHARTER SCHOOL - BRONX 2					DESCRIPTION OF ASSUMPTIONS
		Budget / Operating Plan			2017-18		
Total Revenue		13,280,138	13,280,138	-	13,280,138	13,280,138	
Total Expenses		14,172,881	14,172,881	-	(14,172,881)	(14,172,881)	
Net Income		(892,742)	(892,742)	-	(892,742)	(892,742)	
Actual Student Enrollment							
		Total Year			VARIANCE		
		Original Budget	Revised Budget	Variance	Original Budget vs. PY Budget	Revised Budget vs. PY Budget	
ENROLLMENT - *School Districts Are Linked To Above Entries*							
Number of Districts:							
NYC CHANCELLOR'S OFFICE							
-							
-							
-							
-							
-							
-							
-							
-							
-							
-							
-							
-							
-							
-							
ALL OTHER School Districts: (Weighted Avg)							
TOTAL ENROLLMENT							
REVENUE PER PUPIL							
EXPENSES PER PUPIL							

SUCCESS ACADEMY CHARTER SCHOOL - BRONX 2

DO NOT ENTER BALANCE SHEET DATA ON THIS
TEMPLATE

**BALANCE SHEET
2017-18**

Balance sheet data should for the Ed Corp:
Success Academy Charter Schools -NYC
should be entered on the template for
Success Academy Charter School -Harlem 3.

	<u>Prior Year</u>	Q1	Q2	Q3	Q4
	<u>2016-17</u>	As of 9/30	As of 12/31	As of 3/31	As of 6/30
<u>ASSETS</u>					
<u>CURRENT ASSETS</u>					
Cash and cash equivalents	-	-	-	-	-
Grants and contracts receivable	-	-	-	-	-
Accounts receivables	-	-	-	-	-
Prepaid Expenses	-	-	-	-	-
Contributions and other receivables	-	-	-	-	-
TOTAL CURRENT ASSETS	-	-	-	-	-
<u>PROPERTY, BUILDING AND EQUIPMENT, net</u>					
	-	-	-	-	-
<u>OTHER ASSETS</u>					
	-	-	-	-	-
TOTAL ASSETS	-	-	-	-	-
<u>LIABILITIES AND NET ASSETS</u>					
<u>CURRENT LIABILITIES</u>					
Accounts payable and accrued expenses	-	-	-	-	-
Accrued payroll and benefits	-	-	-	-	-
Deferred Revenue	-	-	-	-	-
Current maturities of long-term debt	-	-	-	-	-
Short Term Debt - Bonds, Notes Payable	-	-	-	-	-
Other	-	-	-	-	-
TOTAL CURRENT LIABILITIES	-	-	-	-	-
<u>LONG-TERM DEBT and NOTES PAYABLE, net current maturities</u>					
	-	-	-	-	-
TOTAL LIABILITIES	-	-	-	-	-
<u>NET ASSETS</u>					
Unrestricted	-	-	-	-	-
Temporarily restricted	-	-	-	-	-
TOTAL NET ASSETS	-	-	-	-	-
TOTAL LIABILITIES AND NET ASSETS	-	-	-	-	-

SUCCESS ACADEMY CHARTER SCH
Budget / Operating Plan

2017-18

Total Revenue	-	3,320,035	-	-	3,320,035	-	-
Total Expenses	-	3,543,220	-	-	3,543,220	-	-
Net Income	-	(223,186)	-	-	(223,186)	-	-
Actual Student Enrollment	-	727	-	-	727	-	-

	1st Quarter - 7/1 - 9/30			2nd Quarter - 10/1 - 12/31			3rd Quarter
		Current Budget	Variance		Current Budget	Variance	
	Actual			Actual			Actual
*NOTE: Enrollment, Revenue and Expenditure Data IN the 'Total and Variance Analysis' Section is Based on LAST ACTUAL Quarter Completed							
Other		-	-		-	-	
TOTAL REVENUE FROM FEDERAL SOURCES	-	181,688	-	-	181,688	-	-
LOCAL and OTHER REVENUE							
Contributions and Donations		-	-		-	-	
Fundraising		-	-		-	-	
Erate Reimbursement		18,399	-		18,399	-	
Earnings on Investments		-	-		-	-	
Interest Income		-	-		-	-	
Food Service (Income from meals)		-	-		-	-	
Text Book		-	-		-	-	
OTHER		<u>34,697</u>	-		<u>34,697</u>	-	
TOTAL REVENUE FROM LOCAL and OTHER SOURCES	-	<u>53,096</u>	-	-	<u>53,096</u>	-	-
TOTAL REVENUE	-	<u>3,320,035</u>	-	-	<u>3,320,035</u>	-	-

Total Revenue	-	3,320,035	-	-	3,320,035	-	-
Total Expenses	-	3,543,220	-	-	3,543,220	-	-
Net Income	-	(223,186)	-	-	(223,186)	-	-
Actual Student Enrollment	-	727	-	-	727	-	-

*NOTE: Enrollment, Revenue and Expenditure Data IN the 'Total and Variance Analysis' Section is Based on LAST ACTUAL Quarter Completed	1st Quarter - 7/1 - 9/30			2nd Quarter - 10/1 - 12/31			3rd Quarter
	Actual	Current Budget	Variance	Actual	Current Budget	Variance	Actual

EXPENSES	Quarter 0 No. of Positions	Actual	Current Budget	Variance	Actual	Current Budget	Variance	Actual
ADMINISTRATIVE STAFF PERSONNEL COSTS								
Executive Management	-	-	-	-	-	-	-	-
Instructional Management	-	197,656	-	197,656	197,656	-	-	-
Deans, Directors & Coordinators	-	76,250	-	76,250	76,250	-	-	-
CFO / Director of Finance	-	-	-	-	-	-	-	-
Operation / Business Manager	-	127,500	-	127,500	127,500	-	-	-
Administrative Staff	-	-	-	-	-	-	-	-
TOTAL ADMINISTRATIVE STAFF	-	-	401,406	-	-	401,406	-	-
INSTRUCTIONAL PERSONNEL COSTS								
Teachers - Regular	-	634,032	-	634,032	634,032	-	-	-
Teachers - SPED	-	291,312	-	291,312	291,312	-	-	-
Substitute Teachers	-	-	-	-	-	-	-	-
Teaching Assistants	-	159,136	-	159,136	159,136	-	-	-
Specialty Teachers	-	212,058	-	212,058	212,058	-	-	-
Aides	-	-	-	-	-	-	-	-
Therapists & Counselors	-	40,625	-	40,625	40,625	-	-	-
Other	-	-	-	-	-	-	-	-
TOTAL INSTRUCTIONAL	-	-	1,337,163	-	-	1,337,163	-	-
NON-INSTRUCTIONAL PERSONNEL COSTS								
Nurse	-	-	-	-	-	-	-	-
Librarian	-	-	-	-	-	-	-	-
Custodian	-	-	-	-	-	-	-	-
Security	-	-	-	-	-	-	-	-
Other	-	-	-	-	-	-	-	-
TOTAL NON-INSTRUCTIONAL	-	-	-	-	-	-	-	-
SUBTOTAL PERSONNEL SERVICE COSTS	-	-	1,738,569	-	-	1,738,569	-	-
PAYROLL TAXES AND BENEFITS								
Payroll Taxes	-	153,350	-	153,350	153,350	-	-	-
Fringe / Employee Benefits	-	181,685	-	181,685	181,685	-	-	-
Retirement / Pension	-	52,157	-	52,157	52,157	-	-	-
TOTAL PAYROLL TAXES AND BENEFITS	-	-	387,192	-	-	387,192	-	-
TOTAL PERSONNEL SERVICE COSTS	-	-	2,125,761	-	-	2,125,761	-	-

Total Revenue	-	3,320,035	-	-	3,320,035	-	-
Total Expenses	-	3,543,220	-	-	3,543,220	-	-
Net Income	-	(223,186)	-	-	(223,186)	-	-
Actual Student Enrollment	-	727	-	-	727	-	-

*NOTE: Enrollment, Revenue and Expenditure Data IN the 'Total and Variance Analysis' Section is Based on LAST ACTUAL Quarter Completed

	1st Quarter - 7/1 - 9/30			2nd Quarter - 10/1 - 12/31			3rd Quarter - 1/1 - 3/31
	Actual	Current Budget	Variance	Actual	Current Budget	Variance	
CONTRACTED SERVICES							
Accounting / Audit		-	-		-	-	
Legal		-	-		-	-	
Management Company Fee		395,906	-		395,906	-	
Nurse Services		-	-		-	-	
Food Service / School Lunch		-	-		-	-	
Payroll Services		15,877	-		15,877	-	
Special Ed Services		-	-		-	-	
Titlement Services (i.e. Title I)		-	-		-	-	
Other Purchased / Professional / Consulting		8,029	-		8,029	-	
TOTAL CONTRACTED SERVICES		419,812	-		419,812	-	

SUCCESS ACADEMY CHARTER SCHOOL

Budget / Operating Plan

2017-18

Total Revenue	-	3,320,035	-	-	3,320,035	-	-
Total Expenses	-	3,543,220	-	-	3,543,220	-	-
Net Income	-	(223,186)	-	-	(223,186)	-	-
Actual Student Enrollment	-	727	-	-	727	-	-

*NOTE: Enrollment, Revenue and Expenditure Data IN the 'Total and Variance Analysis' Section is Based on LAST ACTUAL Quarter Completed	1st Quarter - 7/1 - 9/30			2nd Quarter - 10/1 - 12/31			3rd Quarter
	Actual	Current Budget	Variance	Actual	Current Budget	Variance	Actual

SCHOOL OPERATIONS

Board Expenses	-	-	-	-	-	-	-
Classroom / Teaching Supplies & Materials	123,331	-	-	123,331	-	-	-
Special Ed Supplies & Materials	-	-	-	-	-	-	-
Textbooks / Workbooks	-	-	-	-	-	-	-
Supplies & Materials other	41,681	-	-	41,681	-	-	-
Equipment / Furniture	40,914	-	-	40,914	-	-	-
Telephone	-	-	-	-	-	-	-
Technology	64,375	-	-	64,375	-	-	-
Student Testing & Assessment	3,132	-	-	3,132	-	-	-
Field Trips	26,464	-	-	26,464	-	-	-
Transportation (student)	9,539	-	-	9,539	-	-	-
Student Services - other	50,332	-	-	50,332	-	-	-
Office Expense	87,916	-	-	87,916	-	-	-
Staff Development	74,718	-	-	74,718	-	-	-
Staff Recruitment	24,368	-	-	24,368	-	-	-
Student Recruitment / Marketing	26,537	-	-	26,537	-	-	-
School Meals / Lunch	137,034	-	-	137,034	-	-	-
Travel (Staff)	12,594	-	-	12,594	-	-	-
Fundraising	-	-	-	-	-	-	-
Other	2,296	-	-	2,296	-	-	-
TOTAL SCHOOL OPERATIONS	-	725,233	-	-	725,233	-	-

FACILITY OPERATION & MAINTENANCE

Insurance	17,590	-	-	17,590	-	-	-
Janitorial	-	-	-	-	-	-	-
Building and Land Rent / Lease / Facility Finance Interest	-	-	-	-	-	-	-
Repairs & Maintenance	19,674	-	-	19,674	-	-	-
Equipment / Furniture	-	-	-	-	-	-	-
Security	-	-	-	-	-	-	-
Utilities	-	-	-	-	-	-	-
TOTAL FACILITY OPERATION & MAINTENANCE	-	37,264	-	-	37,264	-	-

DEPRECIATION & AMORTIZATION

	235,150	-	-	235,150	-	-	-
--	---------	---	---	---------	---	---	---

RESERVES / CONTINGENCY

	-	-	-	-	-	-	-
--	---	---	---	---	---	---	---

TOTAL EXPENSES

	-	3,543,220	-	-	3,543,220	-	-
--	---	-----------	---	---	-----------	---	---

SUCCESS ACADEMY CHARTER SCH
Budget / Operating Pla

2017-18

Total Revenue	-	3,320,035	-	-	3,320,035	-	-
Total Expenses	-	3,543,220	-	-	3,543,220	-	-
Net Income	-	(223,186)	-	-	(223,186)	-	-
Actual Student Enrollment	-	727	-	-	727	-	-

*NOTE: Enrollment, Revenue and Expenditure Data IN the 'Total and Variance Analysis' Section is Based on LAST ACTUAL Quarter Completed	1st Quarter - 7/1 - 9/30			2nd Quarter - 10/1 - 12/31			3rd Q
	Actual	Current Budget	Variance	Actual	Current Budget	Variance	Actual
NET INCOME	-	(223,186)	-	-	(223,186)	-	-

2017-18

Total Revenue	-	3,320,035	-	-	3,320,035	-	-
Total Expenses	-	3,543,220	-	-	3,543,220	-	-
Net Income	-	(223,186)	-	-	(223,186)	-	-
Actual Student Enrollment	-	727	-	-	727	-	-

3rd C

*NOTE: Enrollment, Revenue and Expenditure Data IN the 'Total and Variance Analysis' Section is Based on LAST ACTUAL Quarter Completed

1st Quarter - 7/1 - 9/30

2nd Quarter - 10/1 - 12/31

3rd C

	Actual	Current Budget	Variance	Actual	Current Budget	Variance	Actual
--	--------	----------------	----------	--------	----------------	----------	--------

ENROLLMENT - *School Districts Are Linked To Above Entries*

NYC CHANCELLOR'S OFFICE	-	727	-	-	727	-	-
-	-	-	-	-	-	-	-
-	-	-	-	-	-	-	-
-	-	-	-	-	-	-	-
-	-	-	-	-	-	-	-
-	-	-	-	-	-	-	-
-	-	-	-	-	-	-	-
-	-	-	-	-	-	-	-
-	-	-	-	-	-	-	-
-	-	-	-	-	-	-	-
-	-	-	-	-	-	-	-
-	-	-	-	-	-	-	-
-	-	-	-	-	-	-	-
-	-	-	-	-	-	-	-
-	-	-	-	-	-	-	-
-	-	-	-	-	-	-	-
-	-	-	-	-	-	-	-
-	-	-	-	-	-	-	-
ALL OTHER School Districts: (Count = 0)	-	-	-	-	-	-	-
TOTAL ENROLLMENT	-	<u>727</u>	-	-	<u>727</u>	-	-
REVENUE PER PUPIL	-	<u>4,568</u>	-	-	<u>4,568</u>	-	-
EXPENSES PER PUPIL	-	<u>4,875</u>	-	-	<u>4,875</u>	-	-

OOL - BRONX 2
n

Total Revenue	3,320,035	-	-	3,320,035	-
Total Expenses	3,543,220	-	-	3,543,220	-
Net Income	(223,186)	-	-	(223,186)	-
Actual Student Enrollment	727	-	-	727	-

*NOTE: Enrollment, Revenue and Expenditure Data IN the 'Total and Variance Analysis' Section is Based on LAST ACTUAL Quarter Completed	Quarter - 1/1 - 3/31		4th Quarter - 4/1 - 6/30		
	Current Budget	Variance	Actual	Current Budget	Variance

REVENUE

REVENUES FROM STATE SOURCES

Per Pupil Revenue

CY Per Pupil Rate

NYC CHANCELLOR'S OFFICE	14,527	2,639,374	-		2,639,374	-
-	-	-	-		-	-
-	-	-	-		-	-
-	-	-	-		-	-
-	-	-	-		-	-
-	-	-	-		-	-
-	-	-	-		-	-
-	-	-	-		-	-
-	-	-	-		-	-
-	-	-	-		-	-
-	-	-	-		-	-
-	-	-	-		-	-
-	-	-	-		-	-
-	-	-	-		-	-
-	-	-	-		-	-
-	-	-	-		-	-
-	-	-	-		-	-
-	-	-	-		-	-
ALL OTHER School Districts: (Count = 0)	-	-	-		-	-
TOTAL Per Pupil Revenue (Weighted Average Per Pupil Funding)	14,527	2,639,374	-	-	2,639,374	-
Special Education Revenue		383,194	-		383,194	-
Grants						
Stimulus		-	-		-	-
DYCD (Department of Youth and Community Development)		-	-		-	-
Other		62,682	-		62,682	-
NYC DoE Rental Assistance		-	-		-	-
Other		-	-		-	-
TOTAL REVENUE FROM STATE SOURCES		3,085,250	-	-	3,085,250	-

REVENUE FROM FEDERAL FUNDING

IDEA Special Needs		15,204	-		15,204	-
Title I		73,929	-		73,929	-
Title Funding - Other		2,075	-		2,075	-
School Food Service (Free Lunch)		54,355	-		54,355	-
Grants						
Charter School Program (CSP) Planning & Implementation		36,125	-		36,125	-
Other		-	-		-	-

OOL - BRONX 2

n

Total Revenue	3,320,035	-	-	3,320,035	-
Total Expenses	3,543,220	-	-	3,543,220	-
Net Income	(223,186)	-	-	(223,186)	-
Actual Student Enrollment	727	-	-	727	-
	Quarter - 1/1 - 3/31		4th Quarter - 4/1 - 6/30		
*NOTE: Enrollment, Revenue and Expenditure Data IN the 'Total and Variance Analysis' Section is Based on LAST ACTUAL Quarter Completed	Current Budget	Variance	Actual	Current Budget	Variance
Other	-	-	-	-	-
TOTAL REVENUE FROM FEDERAL SOURCES	181,688	-	-	181,688	-
LOCAL and OTHER REVENUE					
Contributions and Donations	-	-	-	-	-
Fundraising	-	-	-	-	-
Erate Reimbursement	18,399	-	-	18,399	-
Earnings on Investments	-	-	-	-	-
Interest Income	-	-	-	-	-
Food Service (Income from meals)	-	-	-	-	-
Text Book	-	-	-	-	-
OTHER	<u>34,697</u>	-	-	<u>34,697</u>	-
TOTAL REVENUE FROM LOCAL and OTHER SOURCES	53,096	-	-	53,096	-
TOTAL REVENUE	<u>3,320,035</u>	-	-	<u>3,320,035</u>	-

OOL - BRONX 2

n

Total Revenue	3,320,035	-	-	3,320,035	-
Total Expenses	3,543,220	-	-	3,543,220	-
Net Income	(223,186)	-	-	(223,186)	-
Actual Student Enrollment	727	-	-	727	-

<p>*NOTE: Enrollment, Revenue and Expenditure Data IN the 'Total and Variance Analysis' Section is Based on LAST ACTUAL Quarter Completed</p>	Quarter - 1/1 - 3/31		4th Quarter - 4/1 - 6/30		
	Current Budget	Variance	Actual	Current Budget	Variance

EXPENSES

ADMINISTRATIVE STAFF PERSONNEL COSTS

	Quarter 0 No. of Positions					
Executive Management	-	-	-		-	-
Instructional Management	-	197,656	-		197,656	-
Deans, Directors & Coordinators	-	76,250	-		76,250	-
CFO / Director of Finance	-	-	-		-	-
Operation / Business Manager	-	127,500	-		127,500	-
Administrative Staff	-	-	-		-	-
TOTAL ADMINISTRATIVE STAFF	-	401,406	-	-	401,406	-

INSTRUCTIONAL PERSONNEL COSTS

Teachers - Regular	-	634,032	-		634,032	-
Teachers - SPED	-	291,312	-		291,312	-
Substitute Teachers	-	-	-		-	-
Teaching Assistants	-	159,136	-		159,136	-
Specialty Teachers	-	212,058	-		212,058	-
Aides	-	-	-		-	-
Therapists & Counselors	-	40,625	-		40,625	-
Other	-	-	-		-	-
TOTAL INSTRUCTIONAL	-	1,337,163	-	-	1,337,163	-

NON-INSTRUCTIONAL PERSONNEL COSTS

Nurse	-	-	-		-	-
Librarian	-	-	-		-	-
Custodian	-	-	-		-	-
Security	-	-	-		-	-
Other	-	-	-		-	-
TOTAL NON-INSTRUCTIONAL	-	-	-	-	-	-

SUBTOTAL PERSONNEL SERVICE COSTS

PAYROLL TAXES AND BENEFITS

Payroll Taxes		153,350	-		153,350	-
Fringe / Employee Benefits		181,685	-		181,685	-
Retirement / Pension		52,157	-		52,157	-
TOTAL PAYROLL TAXES AND BENEFITS		387,192	-	-	387,192	-

TOTAL PERSONNEL SERVICE COSTS

		2,125,761	-	-	2,125,761	-
--	--	-----------	---	---	-----------	---

OOL - BRONX 2

n

Total Revenue	3,320,035	-	-	3,320,035	-
Total Expenses	3,543,220	-	-	3,543,220	-
Net Income	(223,186)	-	-	(223,186)	-
Actual Student Enrollment	727	-	-	727	-

*NOTE: Enrollment, Revenue and Expenditure Data IN the 'Total and Variance Analysis' Section is Based on LAST ACTUAL Quarter Completed	Quarter - 1/1 - 3/31			4th Quarter - 4/1 - 6/30		
	OOL - BRONX 2					
	n	Current Budget	Variance	Actual	Current Budget	Variance
CONTRACTED SERVICES						
Accounting / Audit	-	-		-	-	
Legal	-	-		-	-	
Management Company Fee	395,906	-		395,906	-	
Nurse Services	-	-		-	-	
Food Service / School Lunch	-	-		-	-	
Payroll Services	15,877	-		15,877	-	
Special Ed Services	-	-		-	-	
Titlement Services (i.e. Title I)	-	-		-	-	
Other Purchased / Professional / Consulting	8,029	-		8,029	-	
TOTAL CONTRACTED SERVICES	419,812	-		419,812	-	

OOL - BRONX 2

n

Total Revenue	3,320,035	-	-	3,320,035	-
Total Expenses	3,543,220	-	-	3,543,220	-
Net Income	(223,186)	-	-	(223,186)	-
Actual Student Enrollment	727	-	-	727	-

<p>*NOTE: Enrollment, Revenue and Expenditure Data IN the 'Total and Variance Analysis' Section is Based on LAST ACTUAL Quarter Completed</p>	Quarter - 1/1 - 3/31		4th Quarter - 4/1 - 6/30		
	Current Budget	Variance	Actual	Current Budget	Variance

SCHOOL OPERATIONS					
Board Expenses	-	-		-	-
Classroom / Teaching Supplies & Materials	123,331	-		123,331	-
Special Ed Supplies & Materials	-	-		-	-
Textbooks / Workbooks	-	-		-	-
Supplies & Materials other	41,681	-		41,681	-
Equipment / Furniture	40,914	-		40,914	-
Telephone	-	-		-	-
Technology	64,375	-		64,375	-
Student Testing & Assessment	3,132	-		3,132	-
Field Trips	26,464	-		26,464	-
Transportation (student)	9,539	-		9,539	-
Student Services - other	50,332	-		50,332	-
Office Expense	87,916	-		87,916	-
Staff Development	74,718	-		74,718	-
Staff Recruitment	24,368	-		24,368	-
Student Recruitment / Marketing	26,537	-		26,537	-
School Meals / Lunch	137,034	-		137,034	-
Travel (Staff)	12,594	-		12,594	-
Fundraising	-	-		-	-
Other	2,296	-		2,296	-
TOTAL SCHOOL OPERATIONS	725,233	-	-	725,233	-
FACILITY OPERATION & MAINTENANCE					
Insurance	17,590	-		17,590	-
Janitorial	-	-		-	-
Building and Land Rent / Lease / Facility Finance Interest	-	-		-	-
Repairs & Maintenance	19,674	-		19,674	-
Equipment / Furniture	-	-		-	-
Security	-	-		-	-
Utilities	-	-		-	-
TOTAL FACILITY OPERATION & MAINTENANCE	37,264	-	-	37,264	-
DEPRECIATION & AMORTIZATION	235,150	-		235,150	-
RESERVES / CONTINGENCY	-	-		-	-
TOTAL EXPENSES	3,543,220	-	-	3,543,220	-

OOL - BRONX 2					
∅OL - BRONX 2					
n					
Total Revenue	3,320,035	-	-	3,320,035	-
Total Expenses	3,543,220	-	-	3,543,220	-
Net Income	(223,186)	-	-	(223,186)	-
Actual Student Enrollment	727	-	-	727	-
		Quarter - 1/1 - 3/31		4th Quarter - 4/1 - 6/30	
*NOTE: Enrollment, Revenue and Expenditure Data IN the 'Total and Variance Analysis' Section is Based on LAST ACTUAL Quarter Completed		Quarter - 1/1 - 3/31			
		Current Budget	Variance	Actual	Current Budget
NET INCOME	(223,186)	-	-	(223,186)	-

**POBOL - BRONX 2
n**

Total Revenue	3,320,035	-	-	3,320,035	-
Total Expenses	3,543,220	-	-	3,543,220	-
Net Income	(223,186)	-	-	(223,186)	-
Actual Student Enrollment	727	-	-	727	-

*NOTE: Enrollment, Revenue and Expenditure Data IN the 'Total and Variance Analysis' Section is Based on LAST ACTUAL Quarter Completed	Quarter - 1/1 - 3/31		4th Quarter - 4/1 - 6/30		
	Quarter - 1/1 - 3/31		Actual	Current Budget	
	Current Budget	Variance	Actual	Current Budget	Variance

ENROLLMENT - *School Districts Are Linked To Above Entries*					
NYC CHANCELLOR'S OFFICE	727	-	-	727	-
-	-	-	-	-	-
-	-	-	-	-	-
-	-	-	-	-	-
-	-	-	-	-	-
-	-	-	-	-	-
-	-	-	-	-	-
-	-	-	-	-	-
-	-	-	-	-	-
-	-	-	-	-	-
-	-	-	-	-	-
-	-	-	-	-	-
-	-	-	-	-	-
-	-	-	-	-	-
-	-	-	-	-	-
-	-	-	-	-	-
-	-	-	-	-	-
-	-	-	-	-	-
ALL OTHER School Districts: (Count = 0)	-	-	-	-	-
TOTAL ENROLLMENT	727	-	-	727	-
REVENUE PER PUPIL	4,568	-	-	4,568	-
EXPENSES PER PUPIL	4,875	-	-	4,875	-

SUCCESS ACADEMY CHARTER SCHOOL - BROOKLYN
Budget / Operating Plan

2017-18

Total Revenue	-	-	-	13,280,138	(13,280,138)	-	-	13,280,138
Total Expenses	-	-	-	14,172,881	14,172,881	-	-	14,172,881
Net Income	-	-	-	(892,742)	892,742	-	-	(892,742)
Actual Student Enrollment	-	-	-			-	-	

***NOTE: Enrollment, Revenue and Expenditure Data IN the 'Total and Variance Analysis' Section is Based on LAST ACTUAL Quarter Completed**

TOTALS AND VARIANCE ANALYSIS

	Actual	Current Budget (Current Quarter)	Actual vs. Current Budget	Current Budget - TY	Actual vs. Current Budget TY	Original Budget (Current Quarter)	Actual vs. Original Budget	Original Budget -
Other	-	-	-	-	-	-	-	-
TOTAL REVENUE FROM FEDERAL SOURCES	-	-	-	726,754	(726,754)	-	-	726,754
LOCAL and OTHER REVENUE								
Contributions and Donations	-	-	-	-	-	-	-	-
Fundraising	-	-	-	-	-	-	-	-
Erate Reimbursement	-	-	-	73,595	(73,595)	-	-	73,595
Earnings on Investments	-	-	-	-	-	-	-	-
Interest Income	-	-	-	-	-	-	-	-
Food Service (Income from meals)	-	-	-	-	-	-	-	-
Text Book	-	-	-	-	-	-	-	-
OTHER	-	-	-	138,789	(138,789)	-	-	138,789
TOTAL REVENUE FROM LOCAL and OTHER SOURCES	-	-	-	212,384	(212,384)	-	-	212,384
TOTAL REVENUE	-	-	-	13,280,138	(13,280,138)	-	-	13,280,138

SUCCESS ACADEMY CHARTER SCHOOL - BROOKLYN
Budget / Operating Plan

2017-18

Total Revenue	-	-	-	13,280,138	(13,280,138)	-	-	13,280,138
Total Expenses	-	-	-	14,172,881	14,172,881	-	-	14,172,881
Net Income	-	-	-	(892,742)	892,742	-	-	(892,742)
Actual Student Enrollment	-	-	-			-	-	

***NOTE: Enrollment, Revenue and Expenditure Data IN the 'Total and Variance Analysis' Section is Based on LAST ACTUAL Quarter Completed**

TOTALS AND VARIANCE ANALYSIS

	Actual	Current Budget (Current Quarter)	Actual vs. Current Budget	Current Budget - TY	Actual vs. Current Budget TY	Original Budget (Current Quarter)	Actual vs. Original Budget	Original Budget - TY
EXPENSES								
			Quarter 0					
			No. of Positions					
ADMINISTRATIVE STAFF PERSONNEL COSTS								
Executive Management	-	-	-	-	-	-	-	-
Instructional Management	-	-	-	790,625	790,625	-	-	790,625
Deans, Directors & Coordinators	-	-	-	305,000	305,000	-	-	305,000
CFO / Director of Finance	-	-	-	-	-	-	-	-
Operation / Business Manager	-	-	-	510,000	510,000	-	-	510,000
Administrative Staff	-	-	-	-	-	-	-	-
TOTAL ADMINISTRATIVE STAFF	-	-	-	1,605,625	1,605,625	-	-	1,605,625
INSTRUCTIONAL PERSONNEL COSTS								
Teachers - Regular	-	-	-	2,536,128	2,536,128	-	-	2,536,128
Teachers - SPED	-	-	-	1,165,248	1,165,248	-	-	1,165,248
Substitute Teachers	-	-	-	-	-	-	-	-
Teaching Assistants	-	-	-	636,542	636,542	-	-	636,542
Specialty Teachers	-	-	-	848,232	848,232	-	-	848,232
Aides	-	-	-	-	-	-	-	-
Therapists & Counselors	-	-	-	162,500	162,500	-	-	162,500
Other	-	-	-	-	-	-	-	-
TOTAL INSTRUCTIONAL	-	-	-	5,348,650	5,348,650	-	-	5,348,650
NON-INSTRUCTIONAL PERSONNEL COSTS								
Nurse	-	-	-	-	-	-	-	-
Librarian	-	-	-	-	-	-	-	-
Custodian	-	-	-	-	-	-	-	-
Security	-	-	-	-	-	-	-	-
Other	-	-	-	-	-	-	-	-
TOTAL NON-INSTRUCTIONAL	-	-	-	-	-	-	-	-
SUBTOTAL PERSONNEL SERVICE COSTS	-	-	-	6,954,275	6,954,275	-	-	6,954,275
PAYROLL TAXES AND BENEFITS								
Payroll Taxes	-	-	-	613,401	613,401	-	-	613,401
Fringe / Employee Benefits	-	-	-	726,739	726,739	-	-	726,739
Retirement / Pension	-	-	-	208,628	208,628	-	-	208,628
TOTAL PAYROLL TAXES AND BENEFITS	-	-	-	1,548,768	1,548,768	-	-	1,548,768
TOTAL PERSONNEL SERVICE COSTS	-	-	-	8,503,043	8,503,043	-	-	8,503,043

SUCCESS ACADEMY CHARTER SCHOOL - BROOKLYN
Budget / Operating Plan

2017-18

Total Revenue	-	-	-	13,280,138	(13,280,138)	-	-	13,280,138
Total Expenses	-	-	-	14,172,881	14,172,881	-	-	14,172,881
Net Income	-	-	-	(892,742)	892,742	-	-	(892,742)
Actual Student Enrollment	-	-	-			-	-	

TOTALS AND VARIANCE ANALYSIS

***NOTE: Enrollment, Revenue and Expenditure Data IN the 'Total and Variance Analysis' Section is Based on LAST ACTUAL Quarter Completed**

	Actual	Current Budget (Current Quarter)	Actual vs. Current Budget	Current Budget - TY	Actual vs. Current Budget TY	Original Budget (Current Quarter)	Actual vs. Original Budget	Original Budget -
CONTRACTED SERVICES								
Accounting / Audit	-	-	-	-	-	-	-	
Legal	-	-	-	-	-	-	-	
Management Company Fee	-	-	-	1,583,625	1,583,625	-	-	1,583,625
Nurse Services	-	-	-	-	-	-	-	
Food Service / School Lunch	-	-	-	-	-	-	-	
Payroll Services	-	-	-	63,508	63,508	-	-	63,508
Special Ed Services	-	-	-	-	-	-	-	
Titlement Services (i.e. Title I)	-	-	-	-	-	-	-	
Other Purchased / Professional / Consulting	-	-	-	32,117	32,117	-	-	32,117
TOTAL CONTRACTED SERVICES	-	-	-	1,679,250	1,679,250	-	-	1,679,250

SUCCESS ACADEMY CHARTER SCHOOL - BROOKLYN
Budget / Operating Plan

2017-18

Total Revenue	-	-	-	13,280,138	(13,280,138)	-	-	13,280,138
Total Expenses	-	-	-	14,172,881	14,172,881	-	-	14,172,881
Net Income	-	-	-	(892,742)	892,742	-	-	(892,742)
Actual Student Enrollment	-	-	-			-	-	

***NOTE: Enrollment, Revenue and Expenditure Data IN the 'Total and Variance Analysis' Section is Based on LAST ACTUAL Quarter Completed**

TOTALS AND VARIANCE ANALYSIS

	Actual	Current Budget (Current Quarter)	Actual vs. Current Budget	Current Budget - TY	Actual vs. Current Budget TY	Original Budget (Current Quarter)	Actual vs. Original Budget	Original Budget - TY
SCHOOL OPERATIONS								
Board Expenses	-	-	-	-	-	-	-	-
Classroom / Teaching Supplies & Materials	-	-	-	493,326	493,326	-	-	493,326
Special Ed Supplies & Materials	-	-	-	-	-	-	-	-
Textbooks / Workbooks	-	-	-	-	-	-	-	-
Supplies & Materials other	-	-	-	166,722	166,722	-	-	166,722
Equipment / Furniture	-	-	-	163,656	163,656	-	-	163,656
Telephone	-	-	-	-	-	-	-	-
Technology	-	-	-	257,500	257,500	-	-	257,500
Student Testing & Assessment	-	-	-	12,530	12,530	-	-	12,530
Field Trips	-	-	-	105,858	105,858	-	-	105,858
Transportation (student)	-	-	-	38,157	38,157	-	-	38,157
Student Services - other	-	-	-	201,328	201,328	-	-	201,328
Office Expense	-	-	-	351,663	351,663	-	-	351,663
Staff Development	-	-	-	298,873	298,873	-	-	298,873
Staff Recruitment	-	-	-	97,474	97,474	-	-	97,474
Student Recruitment / Marketing	-	-	-	106,149	106,149	-	-	106,149
School Meals / Lunch	-	-	-	548,136	548,136	-	-	548,136
Travel (Staff)	-	-	-	50,375	50,375	-	-	50,375
Fundraising	-	-	-	-	-	-	-	-
Other	-	-	-	9,186	9,186	-	-	9,186
TOTAL SCHOOL OPERATIONS	-	-	-	2,900,933	2,900,933	-	-	2,900,933
FACILITY OPERATION & MAINTENANCE								
Insurance	-	-	-	70,359	70,359	-	-	70,359
Janitorial	-	-	-	-	-	-	-	-
Building and Land Rent / Lease / Facility Finance Interest	-	-	-	-	-	-	-	-
Repairs & Maintenance	-	-	-	78,695	78,695	-	-	78,695
Equipment / Furniture	-	-	-	-	-	-	-	-
Security	-	-	-	-	-	-	-	-
Utilities	-	-	-	-	-	-	-	-
TOTAL FACILITY OPERATION & MAINTENANCE	-	-	-	149,054	149,054	-	-	149,054
DEPRECIATION & AMORTIZATION	-	-	-	940,601	940,601	-	-	940,601
RESERVES / CONTINGENCY	-	-	-	-	-	-	-	-
TOTAL EXPENSES	-	-	-	14,172,881	14,172,881	-	-	14,172,881

SUCCESS ACADEMY CHARTER SCHOOL - BROOKLYN
Budget / Operating Plan

2017-18

Total Revenue	-	-	-	13,280,138	(13,280,138)	-	-	13,280,138
Total Expenses	-	-	-	14,172,881	14,172,881	-	-	14,172,881
Net Income	-	-	-	(892,742)	892,742	-	-	(892,742)
Actual Student Enrollment	-	-	-			-	-	

TOTALS AND VARIANCE ANALYSIS

*NOTE: Enrollment, Revenue and Expenditure Data IN the 'Total and Variance Analysis' Section is Based on LAST ACTUAL Quarter Completed		Current Budget	Actual vs. Current Budget	Current Budget - TY	Actual vs. Current Budget TY	Original Budget (Current Quarter)	Actual vs. Original Budget	Original Budget -
	Actual	(Current Quarter)	Current Budget					
NET INCOME	-	-	-	(892,742)	892,742	-	-	(892,742)

SUCCESS ACADEMY CHARTER SCHOOL - BROOKLYN
Budget 2017-18
Operating Plan

	2017-18							
Total Revenue	-	-	-	13,280,138	(13,280,138)	-	-	13,280,138
Total Expenses	-	-	-	14,172,881	14,172,881	-	-	14,172,881
Net Income	-	-	-	(892,742)	892,742	-	-	(892,742)
Actual Student Enrollment	-	-	-			-	-	

	TOTALS AND VARIANCE ANALYSIS							
	TOTALS AND VARIANCE ANALYSIS							
*NOTE: Enrollment, Revenue and Expenditure Data IN the 'Total and Variance Analysis' Section is Based on LAST ACTUAL Quarter Completed	Actual	Current Budget (Current Quarter)	Actual vs. Current Budget	Current Budget - TY	Actual vs. Current Budget TY	Original Budget (Current Quarter)	Actual vs. Original Budget	Original Budget -

ENROLLMENT - *School Districts Are Linked To Above Entries*	* Enrollment Data Based on Last Actual Quarter Completed							
NYC CHANCELLOR'S OFFICE	-	-	-			-	-	
-	-	-	-			-	-	
-	-	-	-			-	-	
-	-	-	-			-	-	
-	-	-	-			-	-	
-	-	-	-			-	-	
-	-	-	-			-	-	
-	-	-	-			-	-	
-	-	-	-			-	-	
-	-	-	-			-	-	
-	-	-	-			-	-	
-	-	-	-			-	-	
-	-	-	-			-	-	
-	-	-	-			-	-	
-	-	-	-			-	-	
-	-	-	-			-	-	
-	-	-	-			-	-	
-	-	-	-			-	-	
-	-	-	-			-	-	
-	-	-	-			-	-	
-	-	-	-			-	-	
-	-	-	-			-	-	
-	-	-	-			-	-	
-	-	-	-			-	-	
-	-	-	-			-	-	
-	-	-	-			-	-	
-	-	-	-			-	-	
-	-	-	-			-	-	
-	-	-	-			-	-	
-	-	-	-			-	-	
-	-	-	-			-	-	
-	-	-	-			-	-	
-	-	-	-			-	-	
-	-	-	-			-	-	
-	-	-	-			-	-	
-	-	-	-			-	-	
-	-	-	-			-	-	
-	-	-	-			-	-	
-	-	-	-			-	-	
-	-	-	-			-	-	
-	-	-	-			-	-	
-	-	-	-			-	-	
-	-	-	-			-	-	
-	-	-	-			-	-	
-	-	-	-			-	-	
-	-	-	-			-	-	
-	-	-	-			-	-	
-	-	-	-			-	-	
-	-	-	-			-	-	
-	-	-	-			-	-	
-	-	-	-			-	-	
-	-	-	-			-	-	
-	-	-	-			-	-	
-	-	-	-			-	-	
-	-	-	-			-	-	
-	-	-	-			-	-	
-	-	-	-			-	-	
-	-	-	-			-	-	
-	-	-	-			-	-	
-	-	-	-			-	-	
-	-	-	-			-	-	
-	-	-	-			-	-	
-	-	-	-			-	-	
-	-	-	-			-	-	
-	-	-	-			-	-	
-	-	-	-			-	-	
-	-	-	-			-	-	
-	-	-	-			-	-	
-	-	-	-			-	-	
-	-	-	-			-	-	
-	-	-	-			-	-	
-	-	-	-			-	-	
-	-	-	-			-	-	
-	-	-	-			-	-	
-	-	-	-			-	-	
-	-	-	-			-	-	
-	-	-	-			-	-	
-	-	-	-			-	-	
-	-	-	-			-	-	
-	-	-	-			-	-	
-	-	-	-			-	-	
-	-	-	-			-	-	
-	-	-	-			-	-	
-	-	-	-			-	-	
-	-	-	-			-	-	
-	-	-	-			-	-	
-	-	-	-			-	-	
-	-	-	-			-	-	
-	-	-	-			-	-	
-	-	-	-			-	-	
-	-	-	-			-	-	
-	-	-	-			-	-	
-	-	-	-			-	-	
-	-	-	-			-	-	
-	-	-	-			-	-	
-	-	-	-			-	-	
-	-	-	-			-	-	
-	-	-	-			-	-	
-	-	-	-			-	-	
-	-	-	-			-	-	
-	-	-	-			-	-	
-	-	-	-			-	-	
-	-	-	-			-	-	
-	-	-	-			-	-	
-	-	-	-			-	-	
-	-	-	-			-	-	
-	-	-	-			-	-	
-	-	-	-			-	-	
-	-	-	-			-	-	
-	-	-	-			-	-	
-	-	-	-			-	-	
-	-	-	-			-	-	
-	-	-	-			-	-	
-	-	-	-			-	-	
-	-	-	-			-	-	
-	-	-	-			-	-	
-	-	-	-			-	-	
-	-	-	-			-	-	
-	-	-	-			-	-	
-	-	-	-			-	-	
-	-	-	-			-	-	
-	-	-	-			-	-	
-	-	-	-			-	-	
-	-	-	-			-	-	
-	-	-	-			-	-	
-	-	-	-			-	-	
-	-	-	-			-	-	
-	-	-	-			-	-	
-	-	-	-			-	-	
-	-	-	-			-	-	

Total Revenue		(13,280,138)	-	-
Total Expenses		14,172,881	-	-
Net Income		892,742	-	-
Actual Student Enrollment			-	-
<p>*NOTE: Enrollment, Revenue and Expenditure Data IN the 'Total and Variance Analysis' Section is Based on LAST ACTUAL Quarter Completed</p>		<p>Actual vs. Original Budget TY</p>	<p>PY Actual (PY TY / No. of COMPLETED Actual CY</p>	<p>Actual CY vs. Actual PY</p>
REVENUE				
REVENUES FROM STATE SOURCES				
Per Pupil Revenue	CY Per Pupil Rate			
NYC CHANCELLOR'S OFFICE	14,527	(10,557,497)	-	-
-	-	-	-	-
-	-	-	-	-
-	-	-	-	-
-	-	-	-	-
-	-	-	-	-
-	-	-	-	-
-	-	-	-	-
-	-	-	-	-
-	-	-	-	-
-	-	-	-	-
-	-	-	-	-
-	-	-	-	-
-	-	-	-	-
-	-	-	-	-
-	-	-	-	-
ALL OTHER School Districts: (Count = 0)	-	-	-	-
TOTAL Per Pupil Revenue (Weighted Average Per Pupil Funding)	14,527	(10,557,497)	-	-
Special Education Revenue		(1,532,775)	-	-
Grants				
Stimulus		-	-	-
DYCD (Department of Youth and Community Development)		-	-	-
Other		(250,729)	-	-
NYC DoE Rental Assistance		-	-	-
Other		-	-	-
TOTAL REVENUE FROM STATE SOURCES		(12,341,001)	-	-
REVENUE FROM FEDERAL FUNDING				
IDEA Special Needs		(60,816)	-	-
Title I		(295,718)	-	-
Title Funding - Other		(8,300)	-	-
School Food Service (Free Lunch)		(217,420)	-	-
Grants				
Charter School Program (CSP) Planning & Implementation		(144,500)	-	-
Other		-	-	-

Total Revenue	(13,280,138)	-	-
Total Expenses	14,172,881	-	-
Net Income	892,742	-	-
Actual Student Enrollment		-	-
<p>*NOTE: Enrollment, Revenue and Expenditure Data IN the 'Total and Variance Analysis' Section is Based on LAST ACTUAL Quarter Completed</p>			
	Actual vs. Original Budget TY	PY Actual (PY TY / No. of COMPLETED Actual CY	Actual CY vs. Actual PY
Other	-	-	-
TOTAL REVENUE FROM FEDERAL SOURCES	(726,754)	-	-
LOCAL and OTHER REVENUE			
Contributions and Donations	-	-	-
Fundraising	-	-	-
Erate Reimbursement	(73,595)	-	-
Earnings on Investments	-	-	-
Interest Income	-	-	-
Food Service (Income from meals)	-	-	-
Text Book	-	-	-
OTHER	(138,789)	-	-
TOTAL REVENUE FROM LOCAL and OTHER SOURCES	(212,384)	-	-
TOTAL REVENUE	(13,280,138)	-	-

Total Revenue	(13,280,138)	-	-
Total Expenses	14,172,881	-	-
Net Income	892,742	-	-
Actual Student Enrollment		-	-
<p>*NOTE: Enrollment, Revenue and Expenditure Data IN the 'Total and Variance Analysis' Section is Based on LAST ACTUAL Quarter Completed</p>			
	Actual vs. Original Budget TY	PY Actual (PY TY / No. of COMPLETED Actual CY	Actual CY vs. Actual PY

EXPENSES	Quarter 0			
	No. of Positions			
ADMINISTRATIVE STAFF PERSONNEL COSTS				
Executive Management	-	-	-	-
Instructional Management	-	790,625	-	-
Deans, Directors & Coordinators	-	305,000	-	-
CFO / Director of Finance	-	-	-	-
Operation / Business Manager	-	510,000	-	-
Administrative Staff	-	-	-	-
TOTAL ADMINISTRATIVE STAFF	-	1,605,625	-	-
INSTRUCTIONAL PERSONNEL COSTS				
Teachers - Regular	-	2,536,128	-	-
Teachers - SPED	-	1,165,248	-	-
Substitute Teachers	-	-	-	-
Teaching Assistants	-	636,542	-	-
Specialty Teachers	-	848,232	-	-
Aides	-	-	-	-
Therapists & Counselors	-	162,500	-	-
Other	-	-	-	-
TOTAL INSTRUCTIONAL	-	5,348,650	-	-
NON-INSTRUCTIONAL PERSONNEL COSTS				
Nurse	-	-	-	-
Librarian	-	-	-	-
Custodian	-	-	-	-
Security	-	-	-	-
Other	-	-	-	-
TOTAL NON-INSTRUCTIONAL	-	-	-	-
SUBTOTAL PERSONNEL SERVICE COSTS	-	6,954,275	-	-
PAYROLL TAXES AND BENEFITS				
Payroll Taxes		613,401	-	-
Fringe / Employee Benefits		726,739	-	-
Retirement / Pension		208,628	-	-
TOTAL PAYROLL TAXES AND BENEFITS		1,548,768	-	-
TOTAL PERSONNEL SERVICE COSTS	-	8,503,043	-	-

Total Revenue	(13,280,138)	-	-
Total Expenses	14,172,881	-	-
Net Income	892,742	-	-
Actual Student Enrollment		-	-
*NOTE: Enrollment, Revenue and Expenditure Data IN the 'Total and Variance Analysis' Section is Based on LAST ACTUAL Quarter Completed	Actual vs. Original Budget TY	PY Actual (PY TY / No. of COMPLETED Actual CY	Actual CY vs. Actual PY
CONTRACTED SERVICES			
Accounting / Audit	-	-	-
Legal	-	-	-
Management Company Fee	1,583,625	-	-
Nurse Services	-	-	-
Food Service / School Lunch	-	-	-
Payroll Services	63,508	-	-
Special Ed Services	-	-	-
Titlement Services (i.e. Title I)	-	-	-
Other Purchased / Professional / Consulting	32,117	-	-
TOTAL CONTRACTED SERVICES	1,679,250	-	-

Total Revenue	(13,280,138)	-	-
Total Expenses	14,172,881	-	-
Net Income	892,742	-	-
Actual Student Enrollment		-	-
<p>*NOTE: Enrollment, Revenue and Expenditure Data IN the 'Total and Variance Analysis' Section is Based on LAST ACTUAL Quarter Completed</p>			
	Actual vs. Original Budget TY	PY Actual (PY TY / No. of COMPLETED Actual CY	Actual CY vs. Actual PY
SCHOOL OPERATIONS			
Board Expenses	-	-	-
Classroom / Teaching Supplies & Materials	493,326	-	-
Special Ed Supplies & Materials	-	-	-
Textbooks / Workbooks	-	-	-
Supplies & Materials other	166,722	-	-
Equipment / Furniture	163,656	-	-
Telephone	-	-	-
Technology	257,500	-	-
Student Testing & Assessment	12,530	-	-
Field Trips	105,858	-	-
Transportation (student)	38,157	-	-
Student Services - other	201,328	-	-
Office Expense	351,663	-	-
Staff Development	298,873	-	-
Staff Recruitment	97,474	-	-
Student Recruitment / Marketing	106,149	-	-
School Meals / Lunch	548,136	-	-
Travel (Staff)	50,375	-	-
Fundraising	-	-	-
Other	9,186	-	-
TOTAL SCHOOL OPERATIONS	2,900,933	-	-
FACILITY OPERATION & MAINTENANCE			
Insurance	70,359	-	-
Janitorial	-	-	-
Building and Land Rent / Lease / Facility Finance Interest	-	-	-
Repairs & Maintenance	78,695	-	-
Equipment / Furniture	-	-	-
Security	-	-	-
Utilities	-	-	-
TOTAL FACILITY OPERATION & MAINTENANCE	149,054	-	-
DEPRECIATION & AMORTIZATION	940,601	-	-
RESERVES / CONTINGENCY	-	-	-
TOTAL EXPENSES	14,172,881	-	-

(2
(2

Total Revenue	(13,280,138)	-	-
Total Expenses	14,172,881	-	-
Net Income	892,742	-	-
Actual Student Enrollment		-	-
<p>*NOTE: Enrollment, Revenue and Expenditure Data IN the 'Total and Variance Analysis' Section is Based on LAST ACTUAL Quarter Completed</p>			
	Actual vs. Original Budget TY	PY Actual (PY TY / No. of COMPLETED Actual CY	Actual CY vs. Actual PY
NET INCOME	892,742	-	-

Total Revenue	(13,280,138)	-	-
Total Expenses	14,172,881	-	-
Net Income	892,742	-	-
Actual Student Enrollment		-	-

*NOTE: Enrollment, Revenue and Expenditure Data IN the 'Total and Variance Analysis' Section is Based on LAST ACTUAL Quarter Completed	Actual vs. Original Budget TY	PY Actual (PY TY / No. of COMPLETED Actual CY	Actual CY vs. Actual PY
---	--------------------------------------	--	--------------------------------

ENROLLMENT - *School Districts Are Linked To Above Entries*			
NYC CHANCELLOR'S OFFICE		-	-
-		-	-
-		-	-
-		-	-
-		-	-
-		-	-
-		-	-
-		-	-
-		-	-
-		-	-
-		-	-
-		-	-
-		-	-
-		-	-
-		-	-
-		-	-
-		-	-
-		-	-
-		-	-
ALL OTHER School Districts: (Count = 0)		-	-
TOTAL ENROLLMENT		-	-
REVENUE PER PUPIL		-	-
EXPENSES PER PUPIL		-	-



Annual Report Requirement
for SUNY Authorized Charter Schools
SUCCESS ACADEMY CHARTER SCHOOL - BRONX 2
2017-18

Administrative
expenditures per pupil:

\$0.00

Per NYS Statute

Administrative expenditures per pupil: the sum of all general administration salaries and other general administration expenditures divided by the total number of enrolled students. Employee benefit costs or expenditures should not be reported here.

***NOTE: THIS TAB ONLY NEEDS TO BE COMPLETED FOR Q4**

Disclosure of Financial Interest by a Current or Proposed Charter School Education Corporation Trustee

Trustee Name:

andrew stone

Name of Charter School Education Corporation (for an unmerged school, this is the Charter School Name):

Success Academy Charter Schools - NYC

- List all positions held on the education corporation board (e.g., president, treasurer, parent representative).
- Is the trustee an employee of any school operated by the Education Corporation?
 Yes No

If **Yes**, for each school, please provide a description of the position(s) you hold, your responsibilities, your salary and your start date.

- Is the trustee an employee or agent of the management company or institutional partner of the charter school(s) governed by the Education Corporation?
 Yes No

If **Yes**, for each school, please provide a description of the position(s) you hold, your responsibilities, your salary and your start date.

- Identify each interest/transaction (and provide the requested information) that you or any of your immediate family members or any persons who live with you in your house have held or engaged in with the charter school(s) governed by the Education Corporation during the time you have served on the board, and in the six-month period prior to such service. If there has been no such financial interest or transaction, write **None**. Please note that if you answered **Yes** to Questions 2-4 above, you need not disclose again your employment status, salary, etc.

Date(s)	Nature of Financial Interest/Transaction	Steps taken to avoid a conflict of interest, (e.g., did not vote, did not participate in discussion)	Name of person holding interest or engaging in transaction and relationship to yourself
<i>Please write "NONE" if applicable. Do not leave below blank.</i>			
none	none	none	none

5. Identify each individual, business, corporation, union association, firm, partnership, committee proprietorship, franchise holding company, joint stock company, business or real estate trust, non-profit organization, or other organization or group of people doing business with the school(s) governed by the Education Corporation **and** in which such entity, during the time of your tenure as a trustee, you and/or your immediate family member(s) or person(s) living in your house had a financial interest or other relationship. If you are a member, director, officer or employee of an organization formally partnered with the school(s) that is/are doing business with the school(s) through a management or services agreement, please identify only the name of the organization, your position in the organization, and the relationship between such organization and the school(s). If there was no financial interest, write **None**.

Organization conducting business with the school(s)	Nature of business conducted	Approximate value of the business conducted	Name of Trustee and/or immediate family member of household holding an interest in the organization conducting business with the school(s) and the nature of the interest	Steps Taken to Avoid Conflict of Interest
<i>Please write "NONE" if applicable. Do not leave below blank.</i>				
none	none	none	none	none

andrew stone
andrew stone (Jun 7, 2017)

Jun 7, 2017

Signature

Date

Please note that this document is considered a public record and as such, may be made available to members of the public upon request under the Freedom of Information Law. Personal contact information provided below will be redacted.

Business Telephone: [REDACTED]

Business Address: [REDACTED]

E-mail Address: [REDACTED]

Home Telephone: [REDACTED]

Home Address: [REDACTED]

Disclosure of Financial Interest by a Current or Proposed Charter School Education Corporation Trustee

Trustee Name:

Brian T. Levine

Name of Charter School Education Corporation (for an unmerged school, this is the Charter School Name):

Success Academy Charter Schools - NYC

1. List all positions held on the education corporation board (e.g., president, treasurer, parent representative).

Board Member

2. Is the trustee an employee of any school operated by the Education Corporation?

Yes No

If **Yes**, for each school, please provide a description of the position(s) you hold, your responsibilities, your salary and your start date.

3. Is the trustee an employee or agent of the management company or institutional partner of the charter school(s) governed by the Education Corporation?

Yes No

If **Yes**, for each school, please provide a description of the position(s) you hold, your responsibilities, your salary and your start date.

4. Identify each interest/transaction (and provide the requested information) that you or any of your immediate family members or any persons who live with you in your house have held or engaged in with the charter school(s) governed by the Education Corporation during the time you have served on the board, and in the six-month period prior to such service. If there has been no such financial interest or transaction, write **None**. Please note that if you answered **Yes** to Questions 2-4 above, you need not disclose again your employment status, salary, etc.

Date(s)	Nature of Financial Interest/Transaction	Steps taken to avoid a conflict of interest, (e.g., did not vote, did not participate in discussion)	Name of person holding interest or engaging in transaction and relationship to yourself
<i>Please write "NONE" if applicable. Do not leave below blank.</i>			
none	none	none	none

5. Identify each individual, business, corporation, union association, firm, partnership, committee proprietorship, franchise holding company, joint stock company, business or real estate trust, non-profit organization, or other organization or group of people doing business with the school(s) governed by the Education Corporation **and** in which such entity, during the time of your tenure as a trustee, you and/or your immediate family member(s) or person(s) living in your house had a financial interest or other relationship. If you are a member, director, officer or employee of an organization formally partnered with the school(s) that is/are doing business with the school(s) through a management or services agreement, please identify only the name of the organization, your position in the organization, and the relationship between such organization and the school(s). If there was no financial interest, write **None**.

Organization conducting business with the school(s)	Nature of business conducted	Approximate value of the business conducted	Name of Trustee and/or immediate family member of household holding an interest in the organization conducting business with the school(s) and the nature of the interest	Steps Taken to Avoid Conflict of Interest
<i>Please write "NONE" if applicable. Do not leave below blank.</i>				
none	none	none	none	none

Brian T. Levine
Brian T. Levine (Jun 9, 2017)

Jun 9, 2017

Signature

Date

Please note that this document is considered a public record and as such, may be made available to members of the public upon request under the Freedom of Information Law. Personal contact information provided below will be redacted.

Business Telephone: [REDACTED]

Business Address: [REDACTED]

E-mail Address: [REDACTED]

Home Telephone: [REDACTED]

Home Address: [REDACTED]

Disclosure of Financial Interest by a Current or Proposed Charter School Education Corporation Trustee

Trustee Name:

Bryan Binder

Name of Charter School Education Corporation (for an unmerged school, this is the Charter School Name):

Success Academy Charter Schools - NYC

1. List all positions held on the education corporation board (e.g., president, treasurer, parent representative).

Vice Chairman

2. Is the trustee an employee of any school operated by the Education Corporation?

Yes No

If **Yes**, for each school, please provide a description of the position(s) you hold, your responsibilities, your salary and your start date.

3. Is the trustee an employee or agent of the management company or institutional partner of the charter school(s) governed by the Education Corporation?

Yes No

If **Yes**, for each school, please provide a description of the position(s) you hold, your responsibilities, your salary and your start date.

4. Identify each interest/transaction (and provide the requested information) that you or any of your immediate family members or any persons who live with you in your house have held or engaged in with the charter school(s) governed by the Education Corporation during the time you have served on the board, and in the six-month period prior to such service. If there has been no such financial interest or transaction, write **None**. Please note that if you answered **Yes** to Questions 2-4 above, you need not disclose again your employment status, salary, etc.

Date(s)	Nature of Financial Interest/Transaction	Steps taken to avoid a conflict of interest, (e.g., did not vote, did not participate in discussion)	Name of person holding interest or engaging in transaction and relationship to yourself
<i>Please write "NONE" if applicable. Do not leave below blank.</i>			
	None		

5. Identify each individual, business, corporation, union association, firm, partnership, committee proprietorship, franchise holding company, joint stock company, business or real estate trust, non-profit organization, or other organization or group of people doing business with the school(s) governed by the Education Corporation **and** in which such entity, during the time of your tenure as a trustee, you and/or your immediate family member(s) or person(s) living in your house had a financial interest or other relationship. If you are a member, director, officer or employee of an organization formally partnered with the school(s) that is/are doing business with the school(s) through a management or services agreement, please identify only the name of the organization, your position in the organization, and the relationship between such organization and the school(s). If there was no financial interest, write **None**.

Organization conducting business with the school(s)	Nature of business conducted	Approximate value of the business conducted	Name of Trustee and/or immediate family member of household holding an interest in the organization conducting business with the school(s) and the nature of the interest	Steps Taken to Avoid Conflict of Interest
<i>Please write "NONE" if applicable. Do not leave below blank.</i>				
None				

Bryan Binder
Bryan Binder (Jul 10, 2017)

Jul 10, 2017

Signature

Date

Please note that this document is considered a public record and as such, may be made available to members of the public upon request under the Freedom of Information Law. Personal contact information provided below will be redacted.

Business Telephone: _____

Business Address: _____

E-mail Address: [REDACTED] _____

Home Telephone: _____

Home Address: _____

Disclosure of Financial Interest by a Current or Proposed Charter School Education Corporation Trustee

Trustee Name:

Catherine Shinker

Name of Charter School Education Corporation (for an unmerged school, this is the Charter School Name):

Success Academy Charter Schools - NYC

1. List all positions held on the education corporation board (e.g., president, treasurer, parent representative).

Head of Academics, Talent & Culture committee

2. Is the trustee an employee of any school operated by the Education Corporation?

Yes No

If **Yes**, for each school, please provide a description of the position(s) you hold, your responsibilities, your salary and your start date.

3. Is the trustee an employee or agent of the management company or institutional partner of the charter school(s) governed by the Education Corporation?

Yes No

If **Yes**, for each school, please provide a description of the position(s) you hold, your responsibilities, your salary and your start date.

4. Identify each interest/transaction (and provide the requested information) that you or any of your immediate family members or any persons who live with you in your house have held or engaged in with the charter school(s) governed by the Education Corporation during the time you have served on the board, and in the six-month period prior to such service. If there has been no such financial interest or transaction, write **None**. Please note that if you answered **Yes** to Questions 2-4 above, you need not disclose again your employment status, salary, etc.

Date(s)	Nature of Financial Interest/Transaction	Steps taken to avoid a conflict of interest, (e.g., did not vote, did not participate in discussion)	Name of person holding interest or engaging in transaction and relationship to yourself
<i>Please write "NONE" if applicable. Do not leave below blank.</i>			
NONE	NONE	NONE	NONE

5. Identify each individual, business, corporation, union association, firm, partnership, committee proprietorship, franchise holding company, joint stock company, business or real estate trust, non-profit organization, or other organization or group of people doing business with the school(s) governed by the Education Corporation **and** in which such entity, during the time of your tenure as a trustee, you and/or your immediate family member(s) or person(s) living in your house had a financial interest or other relationship. If you are a member, director, officer or employee of an organization formally partnered with the school(s) that is/are doing business with the school(s) through a management or services agreement, please identify only the name of the organization, your position in the organization, and the relationship between such organization and the school(s). If there was no financial interest, write **None**.

Organization conducting business with the school(s)	Nature of business conducted	Approximate value of the business conducted	Name of Trustee and/or immediate family member of household holding an interest in the organization conducting business with the school(s) and the nature of the interest	Steps Taken to Avoid Conflict of Interest
<i>Please write "NONE" if applicable. Do not leave below blank.</i>				
	None	None	None	None

Catherine Shainker
Catherine Shainker (Jun 6, 2017)

Jun 6, 2017

Signature

Date

Please note that this document is considered a public record and as such, may be made available to members of the public upon request under the Freedom of Information Law. Personal contact information provided below will be redacted.

Business Telephone: _____

Business Address: _____

E-mail Address: [REDACTED] _____

Home Telephone: _____

Home Address: _____

**Disclosure of Financial Interest by a Current or Proposed Charter School
Education Corporation Trustee**

Trustee Name:

Derrell Bradford

Name of Charter School Education Corporation (for an unmerged school, this is the Charter School Name):

Success Academy Charter Schools - NYC

1. List all positions held on the education corporation board (e.g., president, treasurer, parent representative).

Member

2. Is the trustee an employee of any school operated by the Education Corporation?

Yes No

If **Yes**, for each school, please provide a description of the position(s) you hold, your responsibilities, your salary and your start date.

3. Is the trustee an employee or agent of the management company or institutional partner of the charter school(s) governed by the Education Corporation?

Yes No

If **Yes**, for each school, please provide a description of the position(s) you hold, your responsibilities, your salary and your start date.

4. Identify each interest/transaction (and provide the requested information) that you or any of your immediate family members or any persons who live with you in your house have held or engaged in with the charter school(s) governed by the Education Corporation during the time you have served on the board, and in the six-month period prior to such service. If there has been no such financial interest or transaction, write **None**. Please note that if you answered **Yes** to Questions 2-4 above, you need not disclose again your employment status, salary, etc.

Date(s)	Nature of Financial Interest/Transaction	Steps taken to avoid a conflict of interest, (e.g., did not vote, did not participate in discussion)	Name of person holding interest or engaging in transaction and relationship to yourself
<i>Please write "NONE" if applicable. Do not leave below blank.</i>			
None	None	None	None

5. Identify each individual, business, corporation, union association, firm, partnership, committee proprietorship, franchise holding company, joint stock company, business or real estate trust, non-profit organization, or other organization or group of people doing business with the school(s) governed by the Education Corporation **and** in which such entity, during the time of your tenure as a trustee, you and/or your immediate family member(s) or person(s) living in your house had a financial interest or other relationship. If you are a member, director, officer or employee of an organization formally partnered with the school(s) that is/are doing business with the school(s) through a management or services agreement, please identify only the name of the organization, your position in the organization, and the relationship between such organization and the school(s). If there was no financial interest, write **None**.

Organization conducting business with the school(s)	Nature of business conducted	Approximate value of the business conducted	Name of Trustee and/or immediate family member of household holding an interest in the organization conducting business with the school(s) and the nature of the interest	Steps Taken to Avoid Conflict of Interest
<i>Please write "NONE" if applicable. Do not leave below blank.</i>				
None	None	None	None	None

Derrell Bradford
Derrell Bradford (Jun 28, 2017)

Jun 28, 2017

Signature

Date

Please note that this document is considered a public record and as such, may be made available to members of the public upon request under the Freedom of Information Law. Personal contact information provided below will be redacted.

Business Telephone: _____

Business Address: _____

E-mail Address: [REDACTED] _____

Home Telephone: [REDACTED] _____

Home Address: [REDACTED] _____

Disclosure of Financial Interest by a Current or Proposed Charter School Education Corporation Trustee

Trustee Name:

Graham Officer

Name of Charter School Education Corporation (for an unmerged school, this is the Charter School Name):

Success Academy Charter Schools - NYC

1. List all positions held on the education corporation board (e.g., president, treasurer, parent representative). Board Member

2. Yes No
Is the trustee an employee of any school operated by the Education Corporation?

If **Yes**, for each school, please provide a description of the position(s) you hold, your responsibilities, your salary and your start date.

3. Yes No
Is the trustee an employee or agent of the management company or institutional partner of the charter school(s) governed by the Education Corporation?


If **Yes**, for each school, please provide a description of the position(s) you hold, your responsibilities, your salary and your start date.

4. Identify each interest/transaction (and provide the requested information) that you or any of your immediate family members or any persons who live with you in your house have held or engaged in with the charter school(s) governed by the Education Corporation during the time you have served on the board, and in the six-month period prior to such service. If there has been no such financial interest or transaction, write **None**. Please note that if you answered **Yes** to Questions 2-4 above, you need not disclose again your employment status, salary, etc.

Date(s)	Nature of Financial Interest/Transaction	Steps taken to avoid a conflict of interest, (e.g., did not vote, did not participate in discussion)	Name of person holding interest or engaging in transaction and relationship to yourself
<i>Please write "NONE" if applicable. Do not leave below blank.</i>			
		<u>NONE</u>	

5. Identify each individual, business, corporation, union association, firm, partnership, committee proprietorship, franchise holding company, joint stock company, business or real estate trust, non-profit organization, or other organization or group of people doing business with the school(s) governed by the Education Corporation **and** in which such entity, during the time of your tenure as a trustee, you and/or your immediate family member(s) or person(s) living in your house had a financial interest or other relationship. If you are a member, director, officer or employee of an organization formally partnered with the school(s) that is/are doing business with the school(s) through a management or services agreement, please identify only the name of the organization, your position in the organization, and the relationship between such organization and the school(s). If there was no financial interest, write **None**.

Organization conducting business with the school(s)	Nature of business conducted	Approximate value of the business conducted	Name of Trustee and/or immediate family member of household holding an interest in the organization conducting business with the school(s) and the nature of the interest	Steps Taken to Avoid Conflict of Interest
<i>Please write "NONE" if applicable. Do not leave below blank.</i>				
		NONE		


 Signature _____ Date 7/11/17

Please note that this document is considered a public record and as such, may be made available to members of the public upon request under the Freedom of Information Law. Personal contact information provided below will be redacted.

Business Telephone: 
Business Address: 
E-mail Address: 
Home Telephone: _____
Home Address: _____

Disclosure of Financial Interest by a Current or Proposed Charter School Education Corporation Trustee

Trustee Name:

Gregory R. Sawers

Name of Charter School Education Corporation (for an unmerged school, this is the Charter School Name):

Success Academy Charter Schools - NYC

1. List all positions held on the education corporation board (e.g., president, treasurer, parent representative). Secretary

2. Is the trustee an employee of any school operated by the Education Corporation?
 Yes No

If Yes, for each school, please provide a description of the position(s) you hold, your responsibilities, your salary and your start date.

3. Is the trustee an employee or agent of the management company or institutional partner of the charter school(s) governed by the Education Corporation?
 Yes No

If Yes, for each school, please provide a description of the position(s) you hold, your responsibilities, your salary and your start date.

4. Identify each interest/transaction (and provide the requested information) that you or any of your immediate family members or any persons who live with you in your house have held or engaged in with the charter school(s) governed by the Education Corporation during the time you have served on the board, and in the six-month period prior to such service. If there has been no such financial interest or transaction, write None. Please note that if you answered Yes to Questions 2-4 above, you need not disclose again your employment status, salary, etc.

Date(s)	Nature of Financial Interest/Transaction	Steps taken to avoid a conflict of interest, (e.g., did not vote, did not participate in discussion)	Name of person holding interest or engaging in transaction and relationship to yourself
<i>Please write NONE if applicable. Do not leave below blank.</i>			
<u>None</u>	<u>None</u>	<u>None</u>	<u>None</u>

5. Identify each individual, business, corporation, union association, firm, partnership, committee proprietorship, franchise holding company, joint stock company, business or real estate trust, non-profit organization, or other organization or group of people doing business with the school(s) governed by the Education Corporation **and** in which such entity, during the time of your tenure as a trustee, you and/or your immediate family member(s) or person(s) living in your house had a financial interest or other relationship. If you are a member, director, officer or employee of an organization formally partnered with the school(s) that is/are doing business with the school(s) through a management or services agreement, please identify only the name of the organization, your position in the organization, and the relationship between such organization and the school(s). If there was no financial interest, write **None**.

Organization conducting business with the school(s)	Nature of business conducted	Approximate value of the business conducted	Name of Trustee and/or immediate family member of household holding an interest in the organization conducting business with the school(s) and the nature of the interest	Steps Taken to Avoid Conflict of Interest
<i>Please write 'NONE' if applicable. Do not leave below blank</i>				
<i>None</i>	<i>None</i>	<i>None</i>	<i>None</i>	<i>None</i>

Gregory R. Sowers 6/6/17
 Signature Date

Please note that this document is considered a public record and as such, may be made available to members of the public upon request under the Freedom of Information Law. Personal contact information provided below will be redacted.


Business Telephone: N/A

Business Address: N/A

E-mail Address: _____

Home Telephone: _____

Home Address: _____



Disclosure of Financial Interest by a Current or Proposed Charter School Education Corporation Trustee

Trustee Name:

Isela Bahena

Name of Charter School Education Corporation (for an unmerged school, this is the Charter School Name):

Success Academy Charter Schools - NYC

1. List all positions held on the education corporation board (e.g., president, treasurer, parent representative).

n/a

2. Is the trustee an employee of any school operated by the Education Corporation?

Yes No

If **Yes**, for each school, please provide a description of the position(s) you hold, your responsibilities, your salary and your start date.

3. Is the trustee an employee or agent of the management company or institutional partner of the charter school(s) governed by the Education Corporation?

Yes No

If **Yes**, for each school, please provide a description of the position(s) you hold, your responsibilities, your salary and your start date.

4. Identify each interest/transaction (and provide the requested information) that you or any of your immediate family members or any persons who live with you in your house have held or engaged in with the charter school(s) governed by the Education Corporation during the time you have served on the board, and in the six-month period prior to such service. If there has been no such financial interest or transaction, write **None**. Please note that if you answered **Yes** to Questions 2-4 above, you need not disclose again your employment status, salary, etc.

Date(s)	Nature of Financial Interest/Transaction	Steps taken to avoid a conflict of interest, (e.g., did not vote, did not participate in discussion)	Name of person holding interest or engaging in transaction and relationship to yourself
<i>Please write "NONE" if applicable. Do not leave below blank.</i>			
	none		

5. Identify each individual, business, corporation, union association, firm, partnership, committee proprietorship, franchise holding company, joint stock company, business or real estate trust, non-profit organization, or other organization or group of people doing business with the school(s) governed by the Education Corporation **and** in which such entity, during the time of your tenure as a trustee, you and/or your immediate family member(s) or person(s) living in your house had a financial interest or other relationship. If you are a member, director, officer or employee of an organization formally partnered with the school(s) that is/are doing business with the school(s) through a management or services agreement, please identify only the name of the organization, your position in the organization, and the relationship between such organization and the school(s). If there was no financial interest, write **None**.

Organization conducting business with the school(s)	Nature of business conducted	Approximate value of the business conducted	Name of Trustee and/or immediate family member of household holding an interest in the organization conducting business with the school(s) and the nature of the interest	Steps Taken to Avoid Conflict of Interest
<i>Please write "NONE" if applicable. Do not leave below blank.</i>				
	none			

Isela Bahena
Isela Bahena (Jun 8, 2017)

Jun 8, 2017

Signature

Date

Please note that this document is considered a public record and as such, may be made available to members of the public upon request under the Freedom of Information Law. Personal contact information provided below will be redacted.

Business Telephone: _____

Business Address: _____

E-mail Address: [REDACTED] _____

Home Telephone: _____

Home Address: _____

**Disclosure of Financial Interest by a Current or Proposed Charter School
Education Corporation Trustee**

Trustee Name:

jarrett posner

Name of Charter School Education Corporation (for an unmerged school, this is the Charter School Name):

Success Academy Charter Schools - NYC

1. List all positions held on the education corporation board (e.g., president, treasurer, parent representative).

Board member

2. Is the trustee an employee of any school operated by the Education Corporation?

Yes No

If **Yes**, for each school, please provide a description of the position(s) you hold, your responsibilities, your salary and your start date.

3. Is the trustee an employee or agent of the management company or institutional partner of the charter school(s) governed by the Education Corporation?

Yes No

If **Yes**, for each school, please provide a description of the position(s) you hold, your responsibilities, your salary and your start date.

4. Identify each interest/transaction (and provide the requested information) that you or any of your immediate family members or any persons who live with you in your house have held or engaged in with the charter school(s) governed by the Education Corporation during the time you have served on the board, and in the six-month period prior to such service. If there has been no such financial interest or transaction, write **None**. Please note that if you answered **Yes** to Questions 2-4 above, you need not disclose again your employment status, salary, etc.

Date(s)	Nature of Financial Interest/Transaction	Steps taken to avoid a conflict of interest, (e.g., did not vote, did not participate in discussion)	Name of person holding interest or engaging in transaction and relationship to yourself
<i>Please write "NONE" if applicable. Do not leave below blank.</i>			
	none		

5. Identify each individual, business, corporation, union association, firm, partnership, committee proprietorship, franchise holding company, joint stock company, business or real estate trust, non-profit organization, or other organization or group of people doing business with the school(s) governed by the Education Corporation **and** in which such entity, during the time of your tenure as a trustee, you and/or your immediate family member(s) or person(s) living in your house had a financial interest or other relationship. If you are a member, director, officer or employee of an organization formally partnered with the school(s) that is/are doing business with the school(s) through a management or services agreement, please identify only the name of the organization, your position in the organization, and the relationship between such organization and the school(s). If there was no financial interest, write **None**.

Organization conducting business with the school(s)	Nature of business conducted	Approximate value of the business conducted	Name of Trustee and/or immediate family member of household holding an interest in the organization conducting business with the school(s) and the nature of the interest	Steps Taken to Avoid Conflict of Interest
<i>Please write "NONE" if applicable. Do not leave below blank.</i>				
none				

jarrett posner
jarrett posner (Jul 10, 2017)

Jul 10, 2017

Signature

Date

Please note that this document is considered a public record and as such, may be made available to members of the public upon request under the Freedom of Information Law. Personal contact information provided below will be redacted.

Business Telephone: _____

Business Address: _____

E-mail Address: [REDACTED] _____

Home Telephone: _____

Home Address: _____

**Disclosure of Financial Interest by a Current or Proposed Charter School
Education Corporation Trustee**

Trustee Name:

Khadijah Pickél

Name of Charter School Education Corporation (for an unmerged school, this is the Charter School Name):

Success Academy Charter Schools - NYC

1. List all positions held on the education corporation board (e.g., president, treasurer, parent representative).

Parent Representative

2. Is the trustee an employee of any school operated by the Education Corporation?
 Yes No

If **Yes**, for each school, please provide a description of the position(s) you hold, your responsibilities, your salary and your start date.

3. Is the trustee an employee or agent of the management company or institutional partner of the charter school(s) governed by the Education Corporation?
 Yes No

If **Yes**, for each school, please provide a description of the position(s) you hold, your responsibilities, your salary and your start date.

4. Identify each interest/transaction (and provide the requested information) that you or any of your immediate family members or any persons who live with you in your house have held or engaged in with the charter school(s) governed by the Education Corporation during the time you have served on the board, and in the six-month period prior to such service. If there has been no such financial interest or transaction, write **None**. Please note that if you answered **Yes** to Questions 2-4 above, you need not disclose again your employment status, salary, etc.

Date(s)	Nature of Financial Interest/Transaction	Steps taken to avoid a conflict of interest, (e.g., did not vote, did not participate in discussion)	Name of person holding interest or engaging in transaction and relationship to yourself
<i>Please write "NONE" if applicable. Do not leave below blank.</i>			
		None	

5. Identify each individual, business, corporation, union association, firm, partnership, committee proprietorship, franchise holding company, joint stock company, business or real estate trust, non-profit organization, or other organization or group of people doing business with the school(s) governed by the Education Corporation **and** in which such entity, during the time of your tenure as a trustee, you and/or your immediate family member(s) or person(s) living in your house had a financial interest or other relationship. If you are a member, director, officer or employee of an organization formally partnered with the school(s) that is/are doing business with the school(s) through a management or services agreement, please identify only the name of the organization, your position in the organization, and the relationship between such organization and the school(s). If there was no financial interest, write **None**.

Organization conducting business with the school(s)	Nature of business conducted	Approximate value of the business conducted	Name of Trustee and/or immediate family member of household holding an interest in the organization conducting business with the school(s) and the nature of the interest	Steps Taken to Avoid Conflict of Interest
<i>Please write "NONE" if applicable. Do not leave below blank.</i>				
			None	

 Jul 26, 2017

Signature

Jul 26, 2017

Date

Please note that this document is considered a public record and as such, may be made available to members of the public upon request under the Freedom of Information Law. Personal contact information provided below will be redacted.

Business Telephone: _____

Business Address: _____

E-mail Address:  _____

Home Telephone:  _____

Home Address:  _____

**Disclosure of Financial Interest by a Current or Proposed Charter School
Education Corporation Trustee**

Trustee Name:

Lorenzo Smith III

Name of Charter School Education Corporation (for an unmerged school, this is the Charter School Name):

Success Academy Charter Schools - NYC

1. List all positions held on the education corporation board (e.g., president, treasurer, parent representative).

Trustee

2. Is the trustee an employee of any school operated by the Education Corporation?
 Yes No

If **Yes**, for each school, please provide a description of the position(s) you hold, your responsibilities, your salary and your start date.

N/A

3. Is the trustee an employee or agent of the management company or institutional partner of the charter school(s) governed by the Education Corporation?
 Yes No

If **Yes**, for each school, please provide a description of the position(s) you hold, your responsibilities, your salary and your start date.

N/A

4. Identify each interest/transaction (and provide the requested information) that you or any of your immediate family members or any persons who live with you in your house have held or engaged in with the charter school(s) governed by the Education Corporation during the time you have served on the board, and in the six-month period prior to such service. If there has been no such financial interest or transaction, write **None**. Please note that if you answered **Yes** to Questions 2-4 above, you need not disclose again your employment status, salary, etc.

Date(s)	Nature of Financial Interest/Transaction	Steps taken to avoid a conflict of interest, (e.g., did not vote, did not participate in discussion)	Name of person holding interest or engaging in transaction and relationship to yourself
<i>Please write "NONE" if applicable. Do not leave below blank.</i>			
	None		

5. Identify each individual, business, corporation, union association, firm, partnership, committee proprietorship, franchise holding company, joint stock company, business or real estate trust, non-profit organization, or other organization or group of people doing business with the school(s) governed by the Education Corporation **and** in which such entity, during the time of your tenure as a trustee, you and/or your immediate family member(s) or person(s) living in your house had a financial interest or other relationship. If you are a member, director, officer or employee of an organization formally partnered with the school(s) that is/are doing business with the school(s) through a management or services agreement, please identify only the name of the organization, your position in the organization, and the relationship between such organization and the school(s). If there was no financial interest, write **None**.

Organization conducting business with the school(s)	Nature of business conducted	Approximate value of the business conducted	Name of Trustee and/or immediate family member of household holding an interest in the organization conducting business with the school(s) and the nature of the interest	Steps Taken to Avoid Conflict of Interest
<i>Please write "NONE" if applicable. Do not leave below blank.</i>				
JPMC	Credit facility	\$10MM	Lorenzo Smith	Recusal from financing discussions

Lorenzo Smith III
Lorenzo Smith III (Jun 7, 2017)

Jun 7, 2017

Signature

Date

Please note that this document is considered a public record and as such, may be made available to members of the public upon request under the Freedom of Information Law. Personal contact information provided below will be redacted.

Business Telephone: [REDACTED]

Business Address: [REDACTED]

E-mail Address: [REDACTED]

Home Telephone: [REDACTED]

Home Address: [REDACTED]

**Disclosure of Financial Interest by a Current or Proposed Charter School
Education Corporation Trustee**

Trustee Name:

richard barrera

Name of Charter School Education Corporation (for an unmerged school, this is the Charter School Name):

Success Academy Charter Schools - NYC

1. List all positions held on the education corporation board (e.g., president, treasurer, parent representative).

2. Is the trustee an employee of any school operated by the Education Corporation?
 Yes No

If **Yes**, for each school, please provide a description of the position(s) you hold, your responsibilities, your salary and your start date.

3. Is the trustee an employee or agent of the management company or institutional partner of the charter school(s) governed by the Education Corporation?
 Yes No

If **Yes**, for each school, please provide a description of the position(s) you hold, your responsibilities, your salary and your start date.

4. Identify each interest/transaction (and provide the requested information) that you or any of your immediate family members or any persons who live with you in your house have held or engaged in with the charter school(s) governed by the Education Corporation during the time you have served on the board, and in the six-month period prior to such service. If there has been no such financial interest or transaction, write **None**. Please note that if you answered **Yes** to Questions 2-4 above, you need not disclose again your employment status, salary, etc.

Date(s)	Nature of Financial Interest/Transaction	Steps taken to avoid a conflict of interest, (e.g., did not vote, did not participate in discussion)	Name of person holding interest or engaging in transaction and relationship to yourself
<i>Please write "NONE" if applicable. Do not leave below blank.</i>			
	NONE	NONE	NONE

5. Identify each individual, business, corporation, union association, firm, partnership, committee proprietorship, franchise holding company, joint stock company, business or real estate trust, non-profit organization, or other organization or group of people doing business with the school(s) governed by the Education Corporation **and** in which such entity, during the time of your tenure as a trustee, you and/or your immediate family member(s) or person(s) living in your house had a financial interest or other relationship. If you are a member, director, officer or employee of an organization formally partnered with the school(s) that is/are doing business with the school(s) through a management or services agreement, please identify only the name of the organization, your position in the organization, and the relationship between such organization and the school(s). If there was no financial interest, write **None**.

Organization conducting business with the school(s)	Nature of business conducted	Approximate value of the business conducted	Name of Trustee and/or immediate family member of household holding an interest in the organization conducting business with the school(s) and the nature of the interest	Steps Taken to Avoid Conflict of Interest
<i>Please write "NONE" if applicable. Do not leave below blank.</i>				
NONE	NONE	NONE	NONE	NONE

richard barrera
richard barrera (Jul 28, 2017)

Jul 28, 2017

Signature

Date

Please note that this document is considered a public record and as such, may be made available to members of the public upon request under the Freedom of Information Law. Personal contact information provided below will be redacted.

Business Telephone: [REDACTED]

Business Address: [REDACTED]

E-mail Address: [REDACTED]

Home Telephone: [REDACTED]

Home Address: [REDACTED]

**DISCLOSURE OF FINANCIAL INTEREST
BY A CHARTER SCHOOL TRUSTEE I**

FOR INSTITUTE USE ONLY
FILING FOR SCHOOL YEAR: _____
DATE RECEIVED: _____


- Name of charter school: Success Academy Charter School
- Trustee's name (print): Robin Prena
- Position(s) on board (e.g., chair, treasurer, committee chair, etc.): _____
- Home address: _____
- Business Address: _____
- Daytime phone: _____
- E-mail: _____
- Is Trustee an employee of the school? ___ Yes. No. If you checked yes, please provide a description of the position you hold, your salary and your start date.

- Identify each interest/transaction (and provide the requested information) that you or any of your immediate family members have held or engaged in with the charter school during the prior school year. If there has been no such financial interest or transaction, please write "None." Please note that if you answered yes to Question 8, you need not disclose again your employment status, salary, etc.

Date(s)	Nature of Financial Interest/Transaction	Steps Taken to Avoid a Conflict of Interest, (e.g., did not vote, did not participate in discussion)	Identity of Person Holding Interest or Engaging in Transaction (e.g., you and/or immediate family member (name))
<i>Please write "None" if applicable. Do not leave this space blank.</i>			

10. Identify each individual, business, corporation, union association, firm, partnership, committee proprietorship, franchise holding company, joint stock company, business or real estate trust, non-profit organization, or other organization or group of people doing business with the charter school *and* in which such entity, during the preceding school year, you and/or your immediate family member(s) had a financial interest or other relationship. If you are a member, director, officer or employee of an organization formally partnered with the school that is doing business with the school through a management or services agreement, you need not list every transaction between such entity and the school that is pursuant to such agreement; rather, please identify only the name of the entity, your position in the entity as well as the relationship between such entity and the charter school. If there was no financial interest, please write "None."

Entity Conducting Business with the School	Nature of Business Conducted	Approximate Value of the Business Conducted	Name of Trustee and/or Immediate Family Holding an Interest in the Entity Conducting Business with the School and the Nature of the Interest	Steps Taken to Avoid Conflict of Interest
SUCCESS ACADEMY NETWORK <i>Please write "None" if applicable.</i>	Charter management organization to the school		Rich Prena <i>Do not leave this space blank.</i>	

Signature 

Date 3/31/17

**Disclosure of Financial Interest by a Current or Proposed Charter School
Education Corporation Trustee**

Trustee Name:

Sandeep Chainani

Name of Charter School Education Corporation (for an unmerged school, this is the Charter School Name):

Success Academy Charter Schools - NYC

1. List all positions held on the education corporation board (e.g., president, treasurer, parent representative). Board Member of School

2. Is the trustee an employee of any school operated by the Education Corporation?
 Yes No

If **Yes**, for each school, please provide a description of the position(s) you hold, your responsibilities, your salary and your start date.

3. Is the trustee an employee or agent of the management company or institutional partner of the charter school(s) governed by the Education Corporation?
 Yes No

If **Yes**, for each school, please provide a description of the position(s) you hold, your responsibilities, your salary and your start date.

4. Identify each interest/transaction (and provide the requested information) that you or any of your immediate family members or any persons who live with you in your house have held or engaged in with the charter school(s) governed by the Education Corporation during the time you have served on the board, and in the six-month period prior to such service. If there has been no such financial interest or transaction, write **None**. Please note that if you answered **Yes** to Questions 2-4 above, you need not disclose again your employment status, salary, etc.

Date(s)	Nature of Financial Interest/Transaction	Steps taken to avoid a conflict of interest, (e.g., did not vote, did not participate in discussion)	Name of person holding interest or engaging in transaction and relationship to yourself
<i>Please write "NONE" if applicable. Do not leave below blank</i>			
	<u>None</u>		

5. Identify each individual, business, corporation, union association, firm, partnership, committee proprietorship, franchise holding company, joint stock company, business or real estate trust, non-profit organization, or other organization or group of people doing business with the school(s) governed by the Education Corporation **and** in which such entity, during the time of your tenure as a trustee, you and/or your immediate family member(s) or person(s) living in your house had a financial interest or other relationship. If you are a member, director, officer or employee of an organization formally partnered with the school(s) that is/are doing business with the school(s) through a management or services agreement, please identify only the name of the organization, your position in the organization, and the relationship between such organization and the school(s). If there was no financial interest, write **None**.

Organization conducting business with the school(s)	Nature of business conducted	Approximate value of the business conducted	Name of Trustee and/or immediate family member of household holding an interest in the organization conducting business with the school(s) and the nature of the interest	Steps Taken to Avoid Conflict of Interest
<i>Please write "NONE" if applicable. Do not leave below blank.</i>				
<i>None</i>				

Signature

Date

7/27/17

Please note that this document is considered a public record and as such, may be made available to members of the public upon request under the Freedom of Information Law. Personal contact information provided below will be redacted.


Business Telephone: _____

Business Address: _____

E-mail Address: _____

Home Telephone: _____

Home Address: _____



**Disclosure of Financial Interest by a Current or Proposed Charter School
Education Corporation Trustee**

Trustee Name:

Samuel Cole

Name of Charter School Education Corporation (for an unmerged school, this is the Charter School Name):

Success Academy Charter Schools - NYC

1. List all positions held on the education corporation board (e.g., president, treasurer, parent representative).

Chairman

2. Is the trustee an employee of any school operated by the Education Corporation?

Yes No

If **Yes**, for each school, please provide a description of the position(s) you hold, your responsibilities, your salary and your start date.

3. Is the trustee an employee or agent of the management company or institutional partner of the charter school(s) governed by the Education Corporation?

Yes No

If **Yes**, for each school, please provide a description of the position(s) you hold, your responsibilities, your salary and your start date.

4. Identify each interest/transaction (and provide the requested information) that you or any of your immediate family members or any persons who live with you in your house have held or engaged in with the charter school(s) governed by the Education Corporation during the time you have served on the board, and in the six-month period prior to such service. If there has been no such financial interest or transaction, write **None**. Please note that if you answered **Yes** to Questions 2-4 above, you need not disclose again your employment status, salary, etc.

Date(s)	Nature of Financial Interest/Transaction	Steps taken to avoid a conflict of interest, (e.g., did not vote, did not participate in discussion)	Name of person holding interest or engaging in transaction and relationship to yourself
<i>Please write "NONE" if applicable. Do not leave below blank.</i>			
	None		

5. Identify each individual, business, corporation, union association, firm, partnership, committee proprietorship, franchise holding company, joint stock company, business or real estate trust, non-profit organization, or other organization or group of people doing business with the school(s) governed by the Education Corporation **and** in which such entity, during the time of your tenure as a trustee, you and/or your immediate family member(s) or person(s) living in your house had a financial interest or other relationship. If you are a member, director, officer or employee of an organization formally partnered with the school(s) that is/are doing business with the school(s) through a management or services agreement, please identify only the name of the organization, your position in the organization, and the relationship between such organization and the school(s). If there was no financial interest, write **None**.

Organization conducting business with the school(s)	Nature of business conducted	Approximate value of the business conducted	Name of Trustee and/or immediate family member of household holding an interest in the organization conducting business with the school(s) and the nature of the interest	Steps Taken to Avoid Conflict of Interest
<i>Please write "NONE" if applicable. Do not leave below blank.</i>				
None				

Samuel Cole
Samuel Cole (Jun 14, 2017)

Jun 14, 2017

Signature

Date

Please note that this document is considered a public record and as such, may be made available to members of the public upon request under the Freedom of Information Law. Personal contact information provided below will be redacted.

Business Telephone: [REDACTED]

Business Address: [REDACTED]

E-mail Address: [REDACTED]

Home Telephone: [REDACTED]

Home Address: [REDACTED]

**Disclosure of Financial Interest by a Current or Proposed Charter School
Education Corporation Trustee**

Trustee Name:

Scott J. Friedman

Name of Charter School Education Corporation (for an unmerged school, this is the Charter School Name):

Success Academy Charter Schools - NYC

1. List all positions held on the education corporation board (e.g., president, treasurer, parent representative).

Treasurer

2. Is the trustee an employee of any school operated by the Education Corporation?

Yes No

If **Yes**, for each school, please provide a description of the position(s) you hold, your responsibilities, your salary and your start date.

3. Is the trustee an employee or agent of the management company or institutional partner of the charter school(s) governed by the Education Corporation?

Yes No

If **Yes**, for each school, please provide a description of the position(s) you hold, your responsibilities, your salary and your start date.

4. Identify each interest/transaction (and provide the requested information) that you or any of your immediate family members or any persons who live with you in your house have held or engaged in with the charter school(s) governed by the Education Corporation during the time you have served on the board, and in the six-month period prior to such service. If there has been no such financial interest or transaction, write **None**. Please note that if you answered **Yes** to Questions 2-4 above, you need not disclose again your employment status, salary, etc.

Date(s)	Nature of Financial Interest/Transaction	Steps taken to avoid a conflict of interest, (e.g., did not vote, did not participate in discussion)	Name of person holding interest or engaging in transaction and relationship to yourself
<i>Please write "NONE" if applicable. Do not leave below blank.</i>			
NONE	NONE	NONE	NONE

5. Identify each individual, business, corporation, union association, firm, partnership, committee proprietorship, franchise holding company, joint stock company, business or real estate trust, non-profit organization, or other organization or group of people doing business with the school(s) governed by the Education Corporation **and** in which such entity, during the time of your tenure as a trustee, you and/or your immediate family member(s) or person(s) living in your house had a financial interest or other relationship. If you are a member, director, officer or employee of an organization formally partnered with the school(s) that is/are doing business with the school(s) through a management or services agreement, please identify only the name of the organization, your position in the organization, and the relationship between such organization and the school(s). If there was no financial interest, write **None**.

Organization conducting business with the school(s)	Nature of business conducted	Approximate value of the business conducted	Name of Trustee and/or immediate family member of household holding an interest in the organization conducting business with the school(s) and the nature of the interest	Steps Taken to Avoid Conflict of Interest
<i>Please write "NONE" if applicable. Do not leave below blank.</i>				
NONE	NONE	NONE	NONE	NONE

Scott J. Friedman
Scott J. Friedman (Jun 6, 2017)

Jun 6, 2017

Signature

Date

Please note that this document is considered a public record and as such, may be made available to members of the public upon request under the Freedom of Information Law. Personal contact information provided below will be redacted.

Business Telephone: [REDACTED]

Business Address: _____

E-mail Address: [REDACTED]

Home Telephone: [REDACTED]

Home Address: _____

Disclosure of Financial Interest by a Current or Proposed Charter School Education Corporation Trustee

Trustee Name:

Suleman E. Lunat

Name of Charter School Education Corporation (for an unmerged school, this is the Charter School Name):

Success Academy Charter Schools - NYC

1. List all positions held on the education corporation board (e.g., president, treasurer, parent representative).

Trustee

2. Is the trustee an employee of any school operated by the Education Corporation?

Yes No

If **Yes**, for each school, please provide a description of the position(s) you hold, your responsibilities, your salary and your start date.

3. Is the trustee an employee or agent of the management company or institutional partner of the charter school(s) governed by the Education Corporation?

Yes No

If **Yes**, for each school, please provide a description of the position(s) you hold, your responsibilities, your salary and your start date.

4. Identify each interest/transaction (and provide the requested information) that you or any of your immediate family members or any persons who live with you in your house have held or engaged in with the charter school(s) governed by the Education Corporation during the time you have served on the board, and in the six-month period prior to such service. If there has been no such financial interest or transaction, write **None**. Please note that if you answered **Yes** to Questions 2-4 above, you need not disclose again your employment status, salary, etc.

Date(s)	Nature of Financial Interest/Transaction	Steps taken to avoid a conflict of interest, (e.g., did not vote, did not participate in discussion)	Name of person holding interest or engaging in transaction and relationship to yourself
<i>Please write "NONE" if applicable. Do not leave below blank.</i>			
	None		

5. Identify each individual, business, corporation, union association, firm, partnership, committee proprietorship, franchise holding company, joint stock company, business or real estate trust, non-profit organization, or other organization or group of people doing business with the school(s) governed by the Education Corporation **and** in which such entity, during the time of your tenure as a trustee, you and/or your immediate family member(s) or person(s) living in your house had a financial interest or other relationship. If you are a member, director, officer or employee of an organization formally partnered with the school(s) that is/are doing business with the school(s) through a management or services agreement, please identify only the name of the organization, your position in the organization, and the relationship between such organization and the school(s). If there was no financial interest, write **None**.

Organization conducting business with the school(s)	Nature of business conducted	Approximate value of the business conducted	Name of Trustee and/or immediate family member of household holding an interest in the organization conducting business with the school(s) and the nature of the interest	Steps Taken to Avoid Conflict of Interest
<i>Please write "NONE" if applicable. Do not leave below blank.</i>				
None				


 Suleman E. Lunat (Jun 26, 2017)

Jun 26, 2017

Signature

Date

Please note that this document is considered a public record and as such, may be made available to members of the public upon request under the Freedom of Information Law. Personal contact information provided below will be redacted.

Business Telephone: [REDACTED]

Business Address: [REDACTED]

E-mail Address: [REDACTED]

Home Telephone: [REDACTED]

Home Address: [REDACTED]



Entry 9 BOT Table

Created: 07/26/2017 • Last updated: 07/27/2017

(tab across or use scroll bar at bottom of table)

1. Current Board Member Information

	Trustee Name	Email Addresses	Position on the Board	Committee Affiliations	Voting Member Per By Laws? (Y/N)	Area of Expertise, and/or Additional Role at School (parent, staff member, etc.)	Number of Terms Served and Length of Each (Include election date and term expiration)	Number of Board Mtgs Attended during 2016-17?
1	Robin Pzena							
2	Bryan Binder		Vice Chair/ Vice President					
3	Derrell Bradford							
4	Sam Chainani							
5	Sam Cole		Chair/ Board President					
6	Scott Friedman		Treasurer					
7	Suleman							

	Lunat							
8	Graham Officer							
9	Khadijah Pickel		Parent Representative		No			
10	Jarrett Posner							
11	Greg Sawers		Secretary					
12	Cate Shinker							
13	Isela Bahena							
14	Brian Levine							
15	Lorenzo Smith							
16	Andy Stone							
17								
18								
19								
20								

2. Total Number of Members on June 30, 2016 (No response)

3. Total Number of Members Joining the Board 2016-17 School Year (No response)

4. Total Number of Members (No response)
Departing the Board during the
2016-17 School Year

5. Number of Voting Members (No response)
2016-17, as set by the by-laws,
resolution or minutes

6. Number of Board Meetings bimonthly
Conducted in the 2016-17 School
Year

7. Number of Board Meetings bimonthly
Scheduled for the [2017-18](#)
School Year

Thank you.



Entry 11 Enrollment and Retention of Special Populations

Last updated: 07/27/2017

Instructions for Reporting Enrollment and Retention Strategies

Describe the efforts the charter school has made in 2016 2017 toward meeting targets to attract and retain enrollment of students with disabilities, English language learners, and students who are economically disadvantaged. In addition, describe the school’s plans for meeting or making progress toward meeting its enrollment and retention targets in 2017 2018.

Recruitment/Attraction Efforts Toward Meeting Targets

	Describe Efforts Toward Meeting Recruitment Targets 2016 17)	Describe Plans Toward Meeting Recruitment Targets 2017 18)
Economically	<p>"Success Academy Charter Schools use robust outreach efforts to educate families about the option of applying to Success Academy schools. Each School’s outreach goal is that every family within the School’s Community School District (“CSD” or “in district”) knows about the School and its world class educational program, so that the family can choose to apply. This level of outreach is critical to reaching typically underserved families within the community, including those targeted by the enrollment and retention targets.</p> <p>All Success Academy schools undertake numerous outreach activities to recruit applicants. Some of the activities that promote the Schools and recruit applicants include:</p> <ul style="list-style-type: none"> • Mailings and distributions to residents of the School’s CSD, • Mailings and distributions to residents in low income in district communities, • Mailings and distributions to residents in mixed income in district communities, • Targeted distribution of foreign language materials to foreign language speaking individuals and communities within the CSD, as determined by each School, • Advertisements, flyers, and/or marketing materials posted in local newspapers, 	<p>"Success Academy Charter Schools use robust outreach efforts to educate families about the option of applying to Success Academy schools. Each School’s outreach goal is that every family within the School’s Community School District (“CSD” or “in district”) knows about the School and its world class educational program, so that the family can choose to apply. This level of outreach is critical to reaching typically underserved families within the community, including those targeted by the enrollment and retention targets.</p> <p>All Success Academy schools undertake numerous outreach activities to recruit applicants. Some of the activities that promote the Schools and recruit applicants include:</p> <ul style="list-style-type: none"> • Mailings and distributions to residents of the School’s CSD, • Mailings and distributions to residents in low income in district communities, • Mailings and distributions to residents in mixed income in district communities, • Targeted distribution of foreign language materials to foreign language speaking individuals and communities within the CSD, as determined by each School, • Advertisements, flyers, and/or marketing materials posted in local newspapers,

Disadvantaged	<p>supermarkets, community centers, and/or apartment complexes, and/or</p> <ul style="list-style-type: none"> • Open houses at the Schools and informational sessions hosted at public and private venues frequented by families of young children, including daycare and nursery schools. <p>Success Academy’s outreach process ensures enrollment of students who qualify for the federal Free and Reduced Price Lunch program (“FRPL”). Outreach to families who likely have FRPL eligible children includes flyers and applications delivered to public housing apartment complexes, information sessions in community centers, and other strategies listed above.</p> <p>Each School offers a breakfast, snack (one or more times per day), and lunch program to all of its students free of charge. The Schools’ leadership and staff also work hard to help ensure that challenges in the home do not impact student learning or prevent students from receiving a top notch education. These efforts go a long way toward ensuring that students who are eligible for free and reduced price lunch have an opportunity to access the educational programs offered at the Schools."</p>	<p>supermarkets, community centers, and/or apartment complexes, and/or</p> <ul style="list-style-type: none"> • Open houses at the Schools and informational sessions hosted at public and private venues frequented by families of young children, including daycare and nursery schools. <p>Success Academy’s outreach process ensures enrollment of students who qualify for the federal Free and Reduced Price Lunch program (“FRPL”). Outreach to families who likely have FRPL eligible children includes flyers and applications delivered to public housing apartment complexes, information sessions in community centers, and other strategies listed above.</p> <p>Each School offers a breakfast, snack (one or more times per day), and lunch program to all of its students free of charge. The Schools’ leadership and staff also work hard to help ensure that challenges in the home do not impact student learning or prevent students from receiving a top notch education. These efforts go a long way toward ensuring that students who are eligible for free and reduced price lunch have an opportunity to access the educational programs offered at the Schools."</p>
English Language Learners	<p>See above. In addition, Success Academy Charter Schools reinstated a lottery preference for ELL students in its admissions policy, commencing with admissions for the 2016 17 school year. Success Academy’s focus on robust outreach and its highly successful programs for enrolled ELL students also serve to attract and retain ELL students.</p>	<p>See above. In addition, Success Academy Charter Schools reinstated a lottery preference for ELL students in its admissions policy, commencing with admissions for the 2016 17 school year. Success Academy’s focus on robust outreach and its highly successful programs for enrolled ELL students also serve to attract and retain ELL students.</p>
Students with Disabilities	<p>See above. In addition, all Success Academy schools are committed to serving children with disabilities. The Schools seek to attract all students, including special education students, by directing advertising and other recruitment efforts at a broad range of neighborhoods, pre school programs, and community centers that serve both special education and non special education students. Also, all schools operated by Success Academy have detailed plans for serving students with special education</p>	<p>See above. In addition, all Success Academy schools are committed to serving children with disabilities. The Schools seek to attract all students, including special education students, by directing advertising and other recruitment efforts at a broad range of neighborhoods, pre school programs, and community centers that serve both special education and non special education students. Also, all schools operated by Success Academy have detailed plans for serving students with special education</p>

needs once they are enrolled. Through these outreach and service efforts, each School seeks to ensure that enrollment and retention rates are comparable to those of schools within its respective CSD and/or the district.

needs once they are enrolled. Through these outreach and service efforts, each School seeks to ensure that enrollment and retention rates are comparable to those of schools within its respective CSD and/or the district.

Retention Efforts Toward Meeting Targets

	Describe Efforts Toward Meeting Retention Targets 2016 17)	Describe Plans Toward Meeting Retention Targets 2017 18)
Economically Disadvantaged	<p>The Schools work to retain all of their students through the strength of their programs, their inspiring school culture, their efforts to meet students' individual needs, and through open communication lines with parents. Also, each School offers a breakfast, snack (one or more times per day), and lunch program to all of its students free of charge. The Schools' leadership and staff also work hard to help ensure that challenges in the home do not impact student learning or prevent students from receiving a top notch education. These efforts go a long way toward ensuring that students who are eligible for free and reduced price lunch have an opportunity to access the educational programs offered at the Schools.</p>	<p>The Schools work to retain all of their students through the strength of their programs, their inspiring school culture, their efforts to meet students' individual needs, and through open communication lines with parents. Also, each School offers a breakfast, snack (one or more times per day), and lunch program to all of its students free of charge. The Schools' leadership and staff also work hard to help ensure that challenges in the home do not impact student learning or prevent students from receiving a top notch education. These efforts go a long way toward ensuring that students who are eligible for free and reduced price lunch have an opportunity to access the educational programs offered at the Schools.</p>
English Language Learners	<p>The Schools work to retain all of their students through the strength of their programs, their inspiring school culture, their efforts to meet students' individual needs, and through open communication lines with parents. Success Academy maintains highly successful programs for enrolled ELL students.</p>	<p>The Schools work to retain all of their students through the strength of their programs, their inspiring school culture, their efforts to meet students' individual needs, and through open communication lines with parents. Success Academy maintains highly successful programs for enrolled ELL students.</p>
Students with Disabilities	<p>The Schools work to retain all of their students through the strength of their programs, their inspiring school culture, their efforts to meet students' individual needs, and through open communication lines with parents. Also, all schools operated by Success Academy have detailed plans for serving students with special education needs once they are enrolled.</p>	<p>The Schools work to retain all of their students through the strength of their programs, their inspiring school culture, their efforts to meet students' individual needs, and through open communication lines with parents. Also, all schools operated by Success Academy have detailed plans for serving students with special education needs once they are enrolled.</p>



Entry 12 Classroom Teacher and Administrator Attrition

Last updated: 07/31/2017

Report changes in teacher and administrator staffing.

Instructions for completing the Classroom Teacher and Administrator Attrition Tables

Charter schools must complete the two tables named 2016-2017 Classroom Teacher and Administrator Attrition to report changes in teacher and administrator staffing in 2016-2017. Please provide the full time equivalent (FTE) of staff on June 30, 2016; the FTE for any departed staff from July 1, 2016 through June 30, 2017; the FTE for added staff from July 1, 2016 through June 30, 2017; and the FTE of staff added in newly created positions from July 1, 2016 through June 30, 2017 using the two tables provided.

Classroom Teacher Attrition Table

	FTE Classroom Teachers on June 30, 2016	FTE Classroom Teachers Departed 7/1/16 6/30/17	FTE Classroom Teachers Filling Vacant Positions 7/1/16 6/30/17	FTE Classroom Teachers Added in New Positions 7/1/16 6/30/17	FTE of Classroom Teachers on June 30, 2017
	59	14	7.5	11.5	64

Administrator Position Attrition Table

	FTE Administrative Positions on June 30, 2016	FTE Administrators Departed 7/1/16 6/30/17	FTE Administrators Filling Vacant Positions 7/1/16 6/30/17	FTE Administrators Added in New Positions 7/1/16 6/30/17	FTE Administrative Positions on June 30, 2017
	5	1	1	0	5

Thank you

2017-2018 ACADEMIC CALENDAR

Success Academy

**All dates are subject to change*



Date	Event	Grades
August 2017		
Monday, August 14	First Day of School - Elementary Schools	Bronx 1, Bronx 2, Bronx 3 (Lower & Upper), Bronx 4, Harlem 1, Harlem 2, Harlem 4, Hell's Kitchen, Union Square, Upper West, Washington Heights Bed-Stuy 2, Bed-Stuy 3, Bensonhurst, Bergen Beach, Bushwick, Cobble Hill, Crown Heights, Flatbush, Prospect Heights, Williamsburg Far Rockaway, Rosedale, South Jamaica, Springfield Gardens
Friday, August 18	5th Grade Orientation - Middle Schools (First Day of School - Monday, August 21)	Bronx 1 MS, Bronx 2 MS, Bronx 3 MS Harlem Central, Harlem East, Harlem North Central, Harlem North West, Harlem West, Midtown West Bed-Stuy MS, Ditmas Park, Myrtle
Monday, August 21	First Day of School - Elementary Schools	Harlem 3, Harlem 5, Harlem 6 Bed-Stuy 1, Fort Greene
	First Day of School - Middle Schools & High Schools	High School for the Liberal Arts - Manhattan, High School for the Liberal Arts - Bronx
Friday, September 8	5th Grade Orientation (First Day of School - Monday, September 11)	Hudson Yards Middle School
Monday, September 18	First Day of School	Hudson Yards Elementary School
September 2017		
Monday, September 4 - Tuesday, September 5	No School: Labor Day and Teacher Training	All Grades
October 2017		
Monday, October 9	No School: Columbus Day	All Grades
Tuesday, October 10 - Wednesday, October 11	No School: Teacher Training	Grades K - 8
November 2017		
Monday, November 20 - Friday, November 24	No School: Thanksgiving Break and Teacher Training	All Grades
December 2017		
Friday, December 22 - Wednesday, January 3	No School: Winter Break and Teacher Training	All Grades
January 2018		
Monday, January 15	No School: Martin Luther King Jr. Day	All Grades
Tuesday, January 16	No School: Teacher Training	Grades K - 8
February 2018		
Monday, February 19 - Tuesday, February 20	No School: President's Day and Teacher Training	All Grades
March 2018		
Monday, March 5 - Monday, March 12	No School: Spring Break and Teacher Training	All Grades
April 2018		
Monday, April 16	No School	Grades K - 8
May 2018		
Friday, May 4 - Monday, May 7	No School: Teacher Training	Grades K - 8
Monday, May 28	No School: Memorial Day	All Grades
June 2018		
Wednesday, June 13	Last Day of School - Elementary Schools	Bronx 1, Bronx 2, Bronx 3 (Lower & Upper), Bronx 4, Harlem 1, Harlem 2, Harlem 3, Harlem 5, Harlem 6, Harlem 4, Hell's Kitchen, Union Square, Upper West, Washington Heights Bed-Stuy 1, Bed-Stuy 2, Bed-Stuy 3, Bensonhurst, Bergen Beach, Bushwick, Cobble Hill, Crown Heights, Flatbush, Fort Greene, Prospect Heights, Williamsburg Far Rockaway, Rosedale, South Jamaica, Springfield Gardens
Thursday, June 14	Last Day of School - High Schools	High School for the Liberal Arts - Manhattan, High School for the Liberal Arts - Bronx
Friday, June 22	Graduation - 8th Grade (MS Last Day of School - Thurs, June 21)	Bronx 1 MS, Bronx 2 MS, Bronx 3 MS Harlem Central, Harlem East, Harlem North Central, Harlem North West, Harlem West, Midtown West Bed-Stuy MS, Ditmas Park, Myrtle
Thursday, June 14	Last Day of School	Hudson Yards Elementary School Hudson Yards Middle School