



# Entry 1 School Information

Created: 07/26/2017 • Last updated: 07/28/2017

Please be advised that you will need to complete this cover page (including signatures) before all of the other tasks assigned to you by your authorizer are visible on your task page. While completing this task, please ensure that you select the correct authorizer (**as of June 30, 2017**) or you may not be assigned the correct tasks.

**a. SCHOOL NAME AND BEDS#** SUCCESS ACADEMY CS PROSPECT HEIGHTS (SUNY Trustees)

(Select name from the drop down menu)

**b. CHARTER AUTHORIZER** SUNY Authorized Charter School

(For technical reasons, please re select authorizer name from the drop down menu).

**c. DISTRICT / CSD OF LOCATION** NYC CSD 17

## d1. SCHOOL INFORMATION

|  | PRIMARY ADDRESS                           | PHONE NUMBER | FAX NUMBER | EMAIL ADDRESS |
|--|---|--------------|------------|---------------|
|  | 760 Prospect Place,<br>Brooklyn, NY 11216 | [REDACTED]   | [REDACTED] | [REDACTED]    |

## d2. PHONE CONTACT NUMBER FOR AFTER HOURS EMERGENCIES

|  |                                  |
|--|----------------------------------|
| Contact Name                             | Chelsea Mancini                  |
| Title                                    | Associate Director of Operations |
| Emergency Phone Number (### ###<br>####) | [REDACTED]                       |

**e. SCHOOL WEB ADDRESS (URL)** [www.successacademies.org](http://www.successacademies.org)

**f. DATE OF INITIAL CHARTER** 06/2012

**g. DATE FIRST OPENED FOR INSTRUCTION** 08/2013

**i. TOTAL ENROLLMENT ON JUNE 30, 2017** 391

**j. GRADES SERVED IN SCHOOL YEAR 2016-17**

Check all that apply

|               |               |
|---------------|---------------|
| Grades Served | K, 1, 2, 3, 4 |
|---------------|---------------|

**k1. DOES THE SCHOOL CONTRACT WITH A CHARTER OR EDUCATIONAL MANAGEMENT ORGANIZATION?** Yes

**k2. NAME OF CMO/EMO AND ADDRESS**

|                         |                                 |
|-------------------------|---------------------------------|
| NAME OF CMO/EMO         | Success Academy Charter Schools |
| PHYSICAL STREET ADDRESS | 95 Pine Street, Floor 6         |
| CITY                    | New York                        |
| STATE                   | NY                              |
| ZIP CODE                | 10005                           |
| EMAIL ADDRESS           | [REDACTED]                      |

**l1. FACILITIES**

Does the school maintain or operate multiple sites?

|  |                    |
|--|--------------------|
|  | No, just one site. |
|--|--------------------|

## 12. SCHOOL SITES

Please list the sites where the school will operate for the upcoming school year.

|                                  | Physical Address                          | Phone Number | District/CSD | Grades Served at Site | School at Full Capacity at Site | Facilities Agreement |
|----------------------------------|---|--------------|--------------|-----------------------|---------------------------------|----------------------|
| Site 1<br>(same as primary site) | 760 Prospect Place,<br>Brooklyn, NY 11216 | [REDACTED]   | CSD 17       | K 4                   | Yes                             | DOE space            |
| Site 2                           |   |              |              |                       |                                 |                      |
| Site 3                           |   |              |              |                       |                                 |                      |

### 12a. Please provide the contact information for Site 1.

|                    | Name            | Work Phone | Alternate Phone | Email Address |
|--------------------|-----------------|------------|-----------------|---------------|
| School Leader      | Sydney Chernoff | [REDACTED] |                 | [REDACTED]    |
| Operational Leader | Rachel Basore   | [REDACTED] |                 | [REDACTED]    |
| Compliance Contact | Vanessa Biondo  | [REDACTED] |                 | [REDACTED]    |
| Complaint Contact  | Vanessa Biondo  | [REDACTED] |                 | [REDACTED]    |

**m1. Is the school or are the school sites co-located?** Yes

**m2. Please list the terms of your current co-location.**

|                       | Date school will leave current co location | Is school working with NYCDOE to expand into current space? | If so, list year expansion will occur. | Is school working with NYCDOE to move to separate space? | If so, list the proposed space and year planned for move | School at Full Capacity at Site |
|-----------------------|--|---|--|--|--|---------------------------------|
| Site 1 (primary site) |  |   |  |  |  |                                 |
| Site 2                |  |   |  |  |  |                                 |
| Site 3                |  |   |  |  |  |                                 |

**n1. Were there any revisions to the school’s charter during the 2016-17 school year? (Please include approved or pending material and non-material charter revisions).** No

**o. Name and Position of Individual(s) Who Completed the 2016-17 Annual Report.** Yvonne Chan (Assistant General Counsel)

**p. Our signatures below attest that all of the information contained herein is truthful and accurate and that this charter school is in compliance with all aspects of its charter, and with all pertinent Federal, State, and local laws, regulations, and rules. We understand that if any information in any part of this report is found to have been deliberately misrepresented, that will constitute grounds for the revocation of our charter. Check YES if you agree and then use the mouse on your PC or the stylist on your mobile device to sign your name).**

Yes

**Signature, Head of Charter School**

A handwritten signature consisting of the letters 'S' and 'C' in a cursive, looped style.

**Signature, President of the Board of Trustees**

A handwritten signature consisting of the letters 'S' and 'C' in a cursive, looped style, identical to the one above.

**Date**

2017/07/27

**Thank you.**



# Entry 2 NYS School Report Card Link

Last updated: 07/28/2017

---

## 1. NEW YORK STATE REPORT CARD

URL is not available

**Provide a direct URL or web link to the most recent New York State School Report Card for the charter school (See <https://reportcards.nysed.gov/>).**

(Charter schools completing year one will not yet have a School Report Card or link to one. Please type "URL is not available" in the space provided).



# Entry 4 Expenditures per Child

Last updated: 08/01/2017

## Financial Information

This information is required of ALL charter schools. Provide the following measures of fiscal performance of the charter school in Appendix B (Total Expenditures and Administrative Expenditures Per Child):

### 1. Total Expenditures Per Child

To calculate '**Total Expenditures per Child**' take total expenditures (from the unaudited 2016-17 Schedule of Functional Expenses) and divide by the year end FTE student enrollment. (Integers Only. No dollar signs or commas).

**Note:** The information on the Schedule of Functional Expenses on pages 41-43 of the Audit Guide can help schools locate the amounts to use in the two per pupil calculations: <http://www.p12.nysed.gov/psc/AuditGuide.html>

|   |         |
|---|---------|
| Line 1: Total Expenditures              | 5799021 |
| Line 2: Year End FTE student enrollment | 375     |
| Line 3: Divide Line 1 by Line 2         | 15474   |

## 2. Administrative Expenditures per Child

To calculate **'Administrative Expenditures per Child'** To calculate "Administrative Expenditures per Child" first *add* together the following:

1. Take the relevant portion from the 'personnel services cost' row and the 'management and general' column (from the unaudited 2016 17 Schedule of Functional Expenses)
2. Any contracted administrative/management fee paid to other organizations or corporations
3. Take the total from above and divide it by the year end FTE enrollment. The relevant portion that must be included in this calculation is defined as follows:

Administrative Expenditures: Administration and management of the charter school includes the activities and personnel of the offices of the chief school officer, the finance or business offices, school operations personnel, data management and reporting, human resources, technology, etc. It also includes those administrative and management services provided by other organizations or corporations on behalf of the charter school for which the charter school pays a fee or other compensation. Do not include the FTE of personnel whose role is to directly support the instructional program.

### Notes:

**The information on the Schedule of Functional Expenses on pages 41-43 of the Audit Guide can help schools locate the amounts to use in the two per pupil calculations:**

**<http://www.p12.nysed.gov/psc/AuditGuide.html>.**

**Employee benefit costs or expenditures should not be reported in the above calculations.**

|  |        |
|--|--------|
| Line 1: Relevant Personnel Services Cost (Row)               | 205746 |
| Line 2: Management and General Cost (Column)                 | 732358 |
| Line 3: Sum of Line 1 and Line 2                             | 938104 |
| Line 5: Divide Line 3 by the Year End FTE student enrollment | 2503   |

**Thank you.**



**GENERAL INSTRUCTIONS FOR  
ANNUAL BUDGET/QUARTERLY REPORT**

**TEMPLATE TABS**

**1- GRAY tab contains the Instructions**




|                                     |  |
|-------------------------------------|--|
| <a href="#">Instructions</a>        | Provides description of tabs and input requirements. |
| <a href="#">Funding by District</a> | Charter School Tuition Rates                         |

**2- BLUE tabs require input of information**

|                                    |   |
|------------------------------------|---|
| <a href="#">1.) Name of School</a> | >Select school name from list.<br>>Enter contact information.   |
| <a href="#">2.) Enrollment</a>     | Enter enrollment information for Annual Budget (& Revisions) and Quarterly Actuals. Includes:<br>>Enrollment by Grade<br>>Enrollment by District  |
| <a href="#">3.) Staffing Plan</a>  | Enter staffing plan information for Annual Budget (& Revisions) and Quarterly Actuals. Includes:<br>>Full Time Equivalent (FTE), by Position Category, By Quarter   |
| <a href="#">4.) Yearly Budget</a>  | Enter Yearly Budget information. Includes:<br>>"Pior Year" column may be completed based upon preliminary data, and adjusted with Annual Audited data when the Quarter 2 Actuals are being submitted. (Note: Quarterly Revenue allocation may be set)<br>>Budgeted Enrollment data and Per Pupil Revenue for the current year are populated based upon input on tab "2.) Enrollment."<br>>Budgeted FTE for current year is populated based upon input on tab "3.) Staffing Plan."<br>>All other sources of revenue<br>>All expenses<br>>Budget Revisions, as necessary and <i>approved</i> by the school's Board of Directors, should be submitted when submitting Quarterly Actuals. |
| <a href="#">5.) Balance Sheet</a>  | Enter Balance Sheet information for EdCorps. Separate schools merged into a primary EdCorp should NOT use this tab.<br>>"Pior Year" column may be completed based upon preliminary data, and adjusted with Annual Audited data when the Quarter 2 Actuals are being submitted.  |

|   |   |
|---|---|
| <a href="#">6.) Quarterly Report</a>          | Enter Actual Quarterly Report information . Includes:<br>>Actual Enrollment data and Per Pupil Revenue for the current year are populated based upon input on tab "2.) Enrollment."<br>>Actual FTE for current year is populated based upon input on tab "3.) Staffing Plan."<br>>All other sources of revenue<br>>All expenses |
| <a href="#">7.) Annual Report Requirement</a> | Complete when submitting Actual Quarter 4.  |

**CELL COLORS & GUIDANCE COMMENTS**

-  = Enter information into the light BLUE shaded cells.
-  = Cells labeled in ORANGE containe guidance regarding the input of information.
-  = Cells containing RED triangles in the upper right corner contain "guidance comments" on that particular line item. Please "mouse-over" the triangle to reveal each comment.

**Charter Funding Alphabetical By NYS School District  
\* (Sum of Charter School Basic Tuition and Supplemental Basic Tuition)**



**ANNUAL BUDGET & QUARTERLY REPORT TEMPLATE**

**Success Academy Charter School - Prospect Heights**

**SCHOOL**

|              |   |
|--------------|---|
| <b>Name:</b> | Success Academy Charter School - Prospect Heights |
|--------------|---|

**CONTACT INFORMATION**

|                       |                   |
|-----------------------|-------------------|
| <b>Contact Name:</b>  | Garrick Wong      |
| <b>Contact Title:</b> | Senior Accountant |
| <b>Contact Email:</b> | [REDACTED]        |
| <b>Contact Phone:</b> | [REDACTED]        |

**REPORT PERIOD**

|                               |         |
|-------------------------------|---------|
| <b>Current Academic Year:</b> | 2017-18 |
| <b>Prior Academic Year:</b>   | 2016-17 |









PLAN - FULL TIME EQUIVALENT

STAFFING PLAN - FULL TIME EQUIVALENT ("FTE")

**\*NOTE:** Enter the number of FTE positions in the "blue" cells.

**\*NOTE:** Enter the number of FTE positions in the "blue" cells.

**\*NOTE:** If there are NO budget revisions at the time of quarterly submittal leave the 'REVISED' Column(s) COMPLETELY BLANK.

| ADMINISTRATIVE PERSONNEL FTE      | ADMINISTRATIVE PERSONNEL FTE      |
|-----------------------------------|-----------------------------------|
| Executive Management              | Executive Management              |
| Instructional Management          | Instructional Management          |
| Deans, Directors & Coordinators   | Deans, Directors & Coordinators   |
| CFO / Director of Finance         | CFO / Director of Finance         |
| Operation / Business Manager      | Operation / Business Manager      |
| Administrative Staff              | Administrative Staff              |
| <b>TOTAL ADMINISTRATIVE STAFF</b> | <b>TOTAL ADMINISTRATIVE STAFF</b> |

| PRIOR YEAR |
|------------|
| 2016-17    |
| ACTUAL     |
|            |
|            |
|            |
|            |
|            |
|            |
| 0.0        |

| ANNUAL BUDGETED FTE |         |          |         |          |         |          |         |
|---------------------|---------|----------|---------|----------|---------|----------|---------|
| Q1                  |         | Q2       |         | Q3       |         | Q4       |         |
| Original            | Revised | Original | Revised | Original | Revised | Original | Revised |
| 0.0                 |         | 0.0      |         | 0.0      |         | 0.0      |         |
| 6.0                 |         | 6.0      |         | 6.0      |         | 6.0      |         |
| 4.0                 |         | 4.0      |         | 4.0      |         | 4.0      |         |
| 0.0                 |         | 0.0      |         | 0.0      |         | 0.0      |         |
| 7.0                 |         | 7.0      |         | 7.0      |         | 7.0      |         |
| 0.0                 |         | 0.0      |         | 0.0      |         | 0.0      |         |
| 17.0                | 0.0     | 17.0     | 0.0     | 17.0     | 0.0     | 17.0     | 0.0     |

| INSTRUCTIONAL PERSONNEL FTE | INSTRUCTIONAL PERSONNEL FTE |
|-----------------------------|-----------------------------|
| Teachers - Regular          | Teachers - Regular          |
| Teachers - SPED             | Teachers - SPED             |
| Substitute Teachers         | Substitute Teachers         |
| Teaching Assistants         | Teaching Assistants         |
| Specialty Teachers          | Specialty Teachers          |
| Aides                       | Aides                       |
| Therapists & Counselors     | Therapists & Counselors     |
| Other                       | Other                       |
| <b>TOTAL INSTRUCTIONAL</b>  | <b>TOTAL INSTRUCTIONAL</b>  |

| PRIOR YEAR |
|------------|
| 2016-17    |
| ACTUAL     |
|            |
|            |
|            |
|            |
|            |
|            |
|            |
| 0.0        |

| ANNUAL BUDGETED FTE |         |          |         |          |         |          |         |
|---------------------|---------|----------|---------|----------|---------|----------|---------|
| Q1                  |         | Q2       |         | Q3       |         | Q4       |         |
| Original            | Revised | Original | Revised | Original | Revised | Original | Revised |
| 25.0                |         | 25.0     |         | 25.0     |         | 25.0     |         |
| 17.0                |         | 17.0     |         | 17.0     |         | 17.0     |         |
| 0.0                 |         | 0.0      |         | 0.0      |         | 0.0      |         |
| 7.0                 |         | 7.0      |         | 7.0      |         | 7.0      |         |
| 8.5                 |         | 8.5      |         | 8.5      |         | 8.5      |         |
| 0.0                 |         | 0.0      |         | 0.0      |         | 0.0      |         |
| 2.0                 |         | 2.0      |         | 2.0      |         | 2.0      |         |
| 0.0                 |         | 0.0      |         | 0.0      |         | 0.0      |         |
| 59.5                | 0.0     | 59.5     | 0.0     | 59.5     | 0.0     | 59.5     | 0.0     |

| NON-INSTRUCTIONAL PERSONNEL FTE | NON-INSTRUCTIONAL PERSONNEL FTE |
|---------------------------------|---------------------------------|
| Nurse                           | Nurse                           |
| Librarian                       | Librarian                       |
| Custodian                       | Custodian                       |
| Security                        | Security                        |
| Other                           | Other                           |
| <b>TOTAL NON-INSTRUCTIONAL</b>  | <b>TOTAL NON-INSTRUCTIONAL</b>  |

| PRIOR YEAR |
|------------|
| 2016-17    |
| ACTUAL     |
|            |
|            |
|            |
|            |
|            |
| 0.0        |

| ANNUAL BUDGETED FTE |         |          |         |          |         |          |         |
|---------------------|---------|----------|---------|----------|---------|----------|---------|
| Q1                  |         | Q2       |         | Q3       |         | Q4       |         |
| Original            | Revised | Original | Revised | Original | Revised | Original | Revised |
| 0.0                 |         | 0.0      |         | 0.0      |         | 0.0      |         |
| 0.0                 |         | 0.0      |         | 0.0      |         | 0.0      |         |
| 0.0                 |         | 0.0      |         | 0.0      |         | 0.0      |         |
| 0.0                 |         | 0.0      |         | 0.0      |         | 0.0      |         |
| 0.0                 |         | 0.0      |         | 0.0      |         | 0.0      |         |
| 0.0                 | 0.0     | 0.0      | 0.0     | 0.0      | 0.0     | 0.0      | 0.0     |

|                                    |                                    |
|------------------------------------|------------------------------------|
| <b>TOTAL PERSONNEL SERVICE FTE</b> | <b>TOTAL PERSONNEL SERVICE FTE</b> |
|------------------------------------|------------------------------------|

|     |
|-----|
| 0.0 |
|-----|

|      |     |      |     |      |     |      |     |
|------|-----|------|-----|------|-----|------|-----|
| 76.5 | 0.0 | 76.5 | 0.0 | 76.5 | 0.0 | 76.5 | 0.0 |
|------|-----|------|-----|------|-----|------|-----|

**ACADEMY CHARTER SCHOOL - PR  
2017-18**

**PLAN - FULL TIME EQUIVALENT**

*\*NOTE: Enter the number of FTE positions in the "blue" cells. Should be input.*

*\*NOTE: State the assumptions that are being made for personnel FTE levels.*

| <b>ADMINISTRATIVE PERSONNEL FTE</b> |               |
|-------------------------------------|---------------|
|                                     | <b>Q4</b>     |
|                                     | <b>Actual</b> |
| Executive Management                |               |
| Instructional Management            |               |
| Deans, Directors & Coordinators     |               |
| CFO / Director of Finance           |               |
| Operation / Business Manager        |               |
| Administrative Staff                |               |
| <b>TOTAL ADMINISTRATIVE STAFF</b>   | 0.0           |

| <b>Description of Assumptions</b> |  |
|-----------------------------------|--|
|                                   |  |
|                                   |  |
|                                   |  |
|                                   |  |
|                                   |  |
|                                   |  |
|                                   |  |
|                                   |  |
|                                   |  |
|                                   |  |

| <b>INSTRUCTIONAL PERSONNEL FTE</b> |               |
|------------------------------------|---------------|
|                                    | <b>Q4</b>     |
|                                    | <b>Actual</b> |
| Teachers - Regular                 |               |
| Teachers - SPED                    |               |
| Substitute Teachers                |               |
| Teaching Assistants                |               |
| Specialty Teachers                 |               |
| Aides                              |               |
| Therapists & Counselors            |               |
| Other                              |               |
| <b>TOTAL INSTRUCTIONAL</b>         | 0.0           |

| <b>Description of Assumptions</b> |  |
|-----------------------------------|--|
|                                   |  |
|                                   |  |
|                                   |  |
|                                   |  |
|                                   |  |
|                                   |  |
|                                   |  |
|                                   |  |
|                                   |  |
|                                   |  |

| <b>NON-INSTRUCTIONAL PERSONNEL FTE</b> |               |
|--|---------------|
|  | <b>Q4</b>     |
|  | <b>Actual</b> |
| Nurse                                  |               |
| Librarian                              |               |
| Custodian                              |               |
| Security                               |               |
| Other                                  |               |
| <b>TOTAL NON-INSTRUCTIONAL</b>         | 0.0           |

| <b>Description of Assumptions</b> |  |
|-----------------------------------|--|
|                                   |  |
|                                   |  |
|                                   |  |
|                                   |  |
|                                   |  |
|                                   |  |
|                                   |  |
|                                   |  |
|                                   |  |
|                                   |  |

|                                    |     |
|------------------------------------|-----|
| <b>TOTAL PERSONNEL SERVICE FTE</b> | 0.0 |
|------------------------------------|-----|

|  |
|--|
|  |
|--|



| SUCCESS ACADEMY CHARTER SCHOOL - PROSPECT HEIGHTS |                   |                          |         |          |                            |         |          |                          |         |          |                          |         |          |
|---|-------------------|--------------------------|---------|----------|----------------------------|---------|----------|--------------------------|---------|----------|--------------------------|---------|----------|
| Budget / Operating Plan                           |                   |                          |         |          |                            |         |          |                          |         |          |                          |         |          |
| 2017-18   |                   |                          |         |          |                            |         |          |                          |         |          |                          |         |          |
| Total Revenue                                     | -                 | 2,726,118                | -       | -        | 2,726,118                  | -       | -        | 2,726,118                | -       | -        | 2,726,118                | -       | -        |
| Total Expenses                                    | -                 | 2,833,128                | -       | -        | 2,833,128                  | -       | -        | 2,833,128                | -       | -        | 2,833,128                | -       | -        |
| Net Income  | -                 | (107,010)                | -       | -        | (107,010)                  | -       | -        | (107,010)                | -       | -        | (107,010)                | -       | -        |
| Actual Student Enrollment                         | -                 | 587                      | -       | -        | 587                        | -       | -        | 587                      | -       | -        | 587                      | -       | -        |
|   | Prior Year Actual | 1st Quarter - 7/1 - 9/30 |         |          | 2nd Quarter - 10/1 - 12/31 |         |          | 3rd Quarter - 1/1 - 3/31 |         |          | 4th Quarter - 4/1 - 6/30 |         |          |
|   | 2016-17           | Original                 | Revised |          | Original                   | Revised |          | Original                 | Revised |          | Original                 | Revised |          |
|   | Revenue Per Pupil | Budget                   | Budget  | Variance | Budget                     | Budget  | Variance | Budget                   | Budget  | Variance | Budget                   | Budget  | Variance |
| TOTAL REVENUE                                     | -                 | 2,726,118                | -       | -        | 2,726,118                  | -       | -        | 2,726,118                | -       | -        | 2,726,118                | -       | -        |

**SUCCESS ACADEMY CHARTER SCHOOL - PROSPECT HEIGHTS**

**Budget / Operating Plan**

**2017-18**

|                                  |   |           |   |   |           |   |   |           |   |   |           |   |   |
|----------------------------------|---|-----------|---|---|-----------|---|---|-----------|---|---|-----------|---|---|
| <b>Total Revenue</b>             | - | 2,726,118 | - | - | 2,726,118 | - | - | 2,726,118 | - | - | 2,726,118 | - | - |
| <b>Total Expenses</b>            | - | 2,833,128 | - | - | 2,833,128 | - | - | 2,833,128 | - | - | 2,833,128 | - | - |
| <b>Net Income</b>                | - | (107,010) | - | - | (107,010) | - | - | (107,010) | - | - | (107,010) | - | - |
| <b>Actual Student Enrollment</b> | - | 587       | - | - | 587       | - | - | 587       | - | - | 587       | - | - |

| 2016-17 Revenue Per Pupil | 1st Quarter - 7/1 - 9/30 |                |          | 2nd Quarter - 10/1 - 12/31 |                |          | 3rd Quarter - 1/1 - 3/31 |                |          | 4th Quarter - 4/1 - 6/30 |                |          |
|---------------------------|--------------------------|----------------|----------|----------------------------|----------------|----------|--------------------------|----------------|----------|--------------------------|----------------|----------|
|                           | Original Budget          | Revised Budget | Variance | Original Budget            | Revised Budget | Variance | Original Budget          | Revised Budget | Variance | Original Budget          | Revised Budget | Variance |

**EXPENSES**

**ADMINISTRATIVE STAFF PERSONNEL COSTS**

Avg. No. of Positions

|                                   |              |          |                |          |          |                |          |          |                |          |          |                |          |
|-----------------------------------|--------------|----------|----------------|----------|----------|----------------|----------|----------|----------------|----------|----------|----------------|----------|
| Executive Management              | -            | -        | -              | -        | -        | -              | -        | -        | -              | -        | -        | -              | -        |
| Instructional Management          | 6.00         | 192,500  | -              | -        | 192,500  | -              | -        | 192,500  | -              | -        | 192,500  | -              | -        |
| Deans, Directors & Coordinators   | 4.00         | 62,500   | -              | -        | 62,500   | -              | -        | 62,500   | -              | -        | 62,500   | -              | -        |
| CFO / Director of Finance         | -            | -        | -              | -        | -        | -              | -        | -        | -              | -        | -        | -              | -        |
| Operation / Business Manager      | 7.00         | 115,000  | -              | -        | 115,000  | -              | -        | 115,000  | -              | -        | 115,000  | -              | -        |
| Administrative Staff              | -            | -        | -              | -        | -        | -              | -        | -        | -              | -        | -        | -              | -        |
| <b>TOTAL ADMINISTRATIVE STAFF</b> | <b>17.00</b> | <b>-</b> | <b>370,000</b> | <b>-</b> | <b>-</b> | <b>370,000</b> | <b>-</b> | <b>-</b> | <b>370,000</b> | <b>-</b> | <b>-</b> | <b>370,000</b> | <b>-</b> |

**INSTRUCTIONAL PERSONNEL COSTS**

|                            |              |          |                |          |          |                |          |          |                |          |          |                |          |
|----------------------------|--------------|----------|----------------|----------|----------|----------------|----------|----------|----------------|----------|----------|----------------|----------|
| Teachers - Regular         | 25.00        | 376,992  | -              | -        | 376,992  | -              | -        | 376,992  | -              | -        | 376,992  | -              | -        |
| Teachers - SPED            | 17.00        | 291,312  | -              | -        | 291,312  | -              | -        | 291,312  | -              | -        | 291,312  | -              | -        |
| Substitute Teachers        | -            | -        | -              | -        | -        | -              | -        | -        | -              | -        | -        | -              | -        |
| Teaching Assistants        | 7.00         | 92,213   | -              | -        | 92,213   | -              | -        | 92,213   | -              | -        | 92,213   | -              | -        |
| Specialty Teachers         | 8.50         | 187,961  | -              | -        | 187,961  | -              | -        | 187,961  | -              | -        | 187,961  | -              | -        |
| Aides                      | -            | -        | -              | -        | -        | -              | -        | -        | -              | -        | -        | -              | -        |
| Therapists & Counselors    | 2.00         | 32,500   | -              | -        | 32,500   | -              | -        | 32,500   | -              | -        | 32,500   | -              | -        |
| Other                      | -            | -        | -              | -        | -        | -              | -        | -        | -              | -        | -        | -              | -        |
| <b>TOTAL INSTRUCTIONAL</b> | <b>59.50</b> | <b>-</b> | <b>980,978</b> | <b>-</b> | <b>-</b> | <b>980,978</b> | <b>-</b> | <b>-</b> | <b>980,978</b> | <b>-</b> | <b>-</b> | <b>980,978</b> | <b>-</b> |

**NON-INSTRUCTIONAL PERSONNEL COSTS**

|                                |          |          |          |          |          |          |          |          |          |          |          |          |          |
|--------------------------------|----------|----------|----------|----------|----------|----------|----------|----------|----------|----------|----------|----------|----------|
| Nurse                          | -        | -        | -        | -        | -        | -        | -        | -        | -        | -        | -        | -        | -        |
| Librarian                      | -        | -        | -        | -        | -        | -        | -        | -        | -        | -        | -        | -        | -        |
| Custodian                      | -        | -        | -        | -        | -        | -        | -        | -        | -        | -        | -        | -        | -        |
| Security                       | -        | -        | -        | -        | -        | -        | -        | -        | -        | -        | -        | -        | -        |
| Other                          | -        | -        | -        | -        | -        | -        | -        | -        | -        | -        | -        | -        | -        |
| <b>TOTAL NON-INSTRUCTIONAL</b> | <b>-</b> | <b>-</b> | <b>-</b> | <b>-</b> | <b>-</b> | <b>-</b> | <b>-</b> | <b>-</b> | <b>-</b> | <b>-</b> | <b>-</b> | <b>-</b> | <b>-</b> |

**SUBTOTAL PERSONNEL SERVICE COSTS**

|  |       |   |           |   |   |           |   |   |           |   |   |           |   |
|--|-------|---|-----------|---|---|-----------|---|---|-----------|---|---|-----------|---|
|  | 76.50 | - | 1,350,978 | - | - | 1,350,978 | - | - | 1,350,978 | - | - | 1,350,978 | - |
|--|-------|---|-----------|---|---|-----------|---|---|-----------|---|---|-----------|---|

**PAYROLL TAXES AND BENEFITS**

|   |  |          |                |          |          |                |          |          |                |          |          |                |          |
|---|--|----------|----------------|----------|----------|----------------|----------|----------|----------------|----------|----------|----------------|----------|
| Payroll Taxes                           |  | 118,857  | -              | -        | 118,857  | -              | -        | 118,857  | -              | -        | 118,857  | -              | -        |
| Fringe / Employee Benefits              |  | 140,349  | -              | -        | 140,349  | -              | -        | 140,349  | -              | -        | 140,349  | -              | -        |
| Retirement / Pension                    |  | 40,529   | -              | -        | 40,529   | -              | -        | 40,529   | -              | -        | 40,529   | -              | -        |
| <b>TOTAL PAYROLL TAXES AND BENEFITS</b> |  | <b>-</b> | <b>299,735</b> | <b>-</b> | <b>-</b> | <b>299,735</b> | <b>-</b> | <b>-</b> | <b>299,735</b> | <b>-</b> | <b>-</b> | <b>299,735</b> | <b>-</b> |

**TOTAL PERSONNEL SERVICE COSTS**

|  |       |   |           |   |   |           |   |   |           |   |   |           |   |
|--|-------|---|-----------|---|---|-----------|---|---|-----------|---|---|-----------|---|
|  | 76.50 | - | 1,650,713 | - | - | 1,650,713 | - | - | 1,650,713 | - | - | 1,650,713 | - |
|--|-------|---|-----------|---|---|-----------|---|---|-----------|---|---|-----------|---|

**CONTRACTED SERVICES**

|   |  |          |                |          |          |                |          |          |                |          |          |                |          |
|---|--|----------|----------------|----------|----------|----------------|----------|----------|----------------|----------|----------|----------------|----------|
| Accounting / Audit                          |  | -        | -              | -        | -        | -              | -        | -        | -              | -        | -        | -              | -        |
| Legal                                       |  | -        | -              | -        | -        | -              | -        | -        | -              | -        | -        | -              | -        |
| Management Company Fee                      |  | 319,830  | -              | -        | 319,830  | -              | -        | 319,830  | -              | -        | 319,830  | -              | -        |
| Nurse Services                              |  | -        | -              | -        | -        | -              | -        | -        | -              | -        | -        | -              | -        |
| Food Service / School Lunch                 |  | -        | -              | -        | -        | -              | -        | -        | -              | -        | -        | -              | -        |
| Payroll Services                            |  | 12,827   | -              | -        | 12,827   | -              | -        | 12,827   | -              | -        | 12,827   | -              | -        |
| Special Ed Services                         |  | -        | -              | -        | -        | -              | -        | -        | -              | -        | -        | -              | -        |
| Titlement Services (i.e. Title I)           |  | -        | -              | -        | -        | -              | -        | -        | -              | -        | -        | -              | -        |
| Other Purchased / Professional / Consulting |  | 6,486    | -              | -        | 6,486    | -              | -        | 6,486    | -              | -        | 6,486    | -              | -        |
| <b>TOTAL CONTRACTED SERVICES</b>            |  | <b>-</b> | <b>339,143</b> | <b>-</b> | <b>-</b> | <b>339,143</b> | <b>-</b> | <b>-</b> | <b>339,143</b> | <b>-</b> | <b>-</b> | <b>339,143</b> | <b>-</b> |

**SUCCESS ACADEMY CHARTER SCHOOL - PROSPECT HEIGHTS**  
**Budget / Operating Plan**  
**2017-18**

|  |                          | 2,726,118                       | -              | -               | 2,726,118                         | -              | -               | 2,726,118                       | -              | -               | 2,726,118                       | -              | -               |
|--|--------------------------|---------------------------------|----------------|-----------------|-----------------------------------|----------------|-----------------|---------------------------------|----------------|-----------------|---------------------------------|----------------|-----------------|
| <b>Total Revenue</b>                                       | -                        | <b>2,726,118</b>                | -              | -               | <b>2,726,118</b>                  | -              | -               | <b>2,726,118</b>                | -              | -               | <b>2,726,118</b>                | -              | -               |
| <b>Total Expenses</b>                                      | -                        | <b>2,833,128</b>                | -              | -               | <b>2,833,128</b>                  | -              | -               | <b>2,833,128</b>                | -              | -               | <b>2,833,128</b>                | -              | -               |
| <b>Net Income</b>  | -                        | <b>(107,010)</b>                | -              | -               | <b>(107,010)</b>                  | -              | -               | <b>(107,010)</b>                | -              | -               | <b>(107,010)</b>                | -              | -               |
| <b>Actual Student Enrollment</b>                           | -                        | <b>587</b>                      | -              | -               | <b>587</b>                        | -              | -               | <b>587</b>                      | -              | -               | <b>587</b>                      | -              | -               |
|  | <b>Prior Year Actual</b> | <b>1st Quarter - 7/1 - 9/30</b> |                |                 | <b>2nd Quarter - 10/1 - 12/31</b> |                |                 | <b>3rd Quarter - 1/1 - 3/31</b> |                |                 | <b>4th Quarter - 4/1 - 6/30</b> |                |                 |
|  | <b>2016-17</b>           | <b>Original</b>                 | <b>Revised</b> | <b>Variance</b> | <b>Original</b>                   | <b>Revised</b> | <b>Variance</b> | <b>Original</b>                 | <b>Revised</b> | <b>Variance</b> | <b>Original</b>                 | <b>Revised</b> | <b>Variance</b> |
|  | <b>Revenue Per Pupil</b> | <b>Budget</b>                   | <b>Budget</b>  |                 | <b>Budget</b>                     | <b>Budget</b>  |                 | <b>Budget</b>                   | <b>Budget</b>  |                 | <b>Budget</b>                   | <b>Budget</b>  |                 |
| <b>SCHOOL OPERATIONS</b>                                   |                          |                                 |                |                 |                                   |                |                 |                                 |                |                 |                                 |                |                 |
| Board Expenses   | -                        | -                               | -              | -               | -                                 | -              | -               | -                               | -              | -               | -                               | -              | -               |
| Classroom / Teaching Supplies & Materials                  | 77,064                   | 77,064                          | -              | -               | 77,064                            | -              | -               | 77,064                          | -              | -               | 77,064                          | -              | -               |
| Special Ed Supplies & Materials                            | -                        | -                               | -              | -               | -                                 | -              | -               | -                               | -              | -               | -                               | -              | -               |
| Textbooks / Workbooks                                      | -                        | -                               | -              | -               | -                                 | -              | -               | -                               | -              | -               | -                               | -              | -               |
| Supplies & Materials other                                 | 52,911                   | 52,911                          | -              | -               | 52,911                            | -              | -               | 52,911                          | -              | -               | 52,911                          | -              | -               |
| Equipment / Furniture                                      | 32,779                   | 32,779                          | -              | -               | 32,779                            | -              | -               | 32,779                          | -              | -               | 32,779                          | -              | -               |
| Telephone  | -                        | -                               | -              | -               | -                                 | -              | -               | -                               | -              | -               | -                               | -              | -               |
| Technology   | 51,525                   | 51,525                          | -              | -               | 51,525                            | -              | -               | 51,525                          | -              | -               | 51,525                          | -              | -               |
| Student Testing & Assessment                               | 2,547                    | 2,547                           | -              | -               | 2,547                             | -              | -               | 2,547                           | -              | -               | 2,547                           | -              | -               |
| Field Trips  | 21,144                   | 21,144                          | -              | -               | 21,144                            | -              | -               | 21,144                          | -              | -               | 21,144                          | -              | -               |
| Transportation (student)                                   | 7,610                    | 7,610                           | -              | -               | 7,610                             | -              | -               | 7,610                           | -              | -               | 7,610                           | -              | -               |
| Student Services - other                                   | 39,826                   | 39,826                          | -              | -               | 39,826                            | -              | -               | 39,826                          | -              | -               | 39,826                          | -              | -               |
| Office Expense   | 70,615                   | 70,615                          | -              | -               | 70,615                            | -              | -               | 70,615                          | -              | -               | 70,615                          | -              | -               |
| Staff Development  | 59,143                   | 59,143                          | -              | -               | 59,143                            | -              | -               | 59,143                          | -              | -               | 59,143                          | -              | -               |
| Staff Recruitment  | 13,128                   | 13,128                          | -              | -               | 13,128                            | -              | -               | 13,128                          | -              | -               | 13,128                          | -              | -               |
| Student Recruitment / Marketing                            | 27,327                   | 27,327                          | -              | -               | 27,327                            | -              | -               | 27,327                          | -              | -               | 27,327                          | -              | -               |
| School Meals / Lunch                                       | 111,796                  | 111,796                         | -              | -               | 111,796                           | -              | -               | 111,796                         | -              | -               | 111,796                         | -              | -               |
| Travel (Staff)   | 10,294                   | 10,294                          | -              | -               | 10,294                            | -              | -               | 10,294                          | -              | -               | 10,294                          | -              | -               |
| Fundraising  | -                        | -                               | -              | -               | -                                 | -              | -               | -                               | -              | -               | -                               | -              | -               |
| Other  | 1,808                    | 1,808                           | -              | -               | 1,808                             | -              | -               | 1,808                           | -              | -               | 1,808                           | -              | -               |
| <b>TOTAL SCHOOL OPERATIONS</b>                             | -                        | <b>579,517</b>                  | -              | -               | <b>579,517</b>                    | -              | -               | <b>579,517</b>                  | -              | -               | <b>579,517</b>                  | -              | -               |
| <b>FACILITY OPERATION &amp; MAINTENANCE</b>                |                          |                                 |                |                 |                                   |                |                 |                                 |                |                 |                                 |                |                 |
| Insurance  | 14,061                   | 14,061                          | -              | -               | 14,061                            | -              | -               | 14,061                          | -              | -               | 14,061                          | -              | -               |
| Janitorial   | -                        | -                               | -              | -               | -                                 | -              | -               | -                               | -              | -               | -                               | -              | -               |
| Building and Land Rent / Lease / Facility Finance Interest | -                        | -                               | -              | -               | -                                 | -              | -               | -                               | -              | -               | -                               | -              | -               |
| Repairs & Maintenance                                      | 16,087                   | 16,087                          | -              | -               | 16,087                            | -              | -               | 16,087                          | -              | -               | 16,087                          | -              | -               |
| Equipment / Furniture                                      | -                        | -                               | -              | -               | -                                 | -              | -               | -                               | -              | -               | -                               | -              | -               |
| Security   | -                        | -                               | -              | -               | -                                 | -              | -               | -                               | -              | -               | -                               | -              | -               |
| Utilities  | -                        | -                               | -              | -               | -                                 | -              | -               | -                               | -              | -               | -                               | -              | -               |
| <b>TOTAL FACILITY OPERATION &amp; MAINTENANCE</b>          | -                        | <b>30,148</b>                   | -              | -               | <b>30,148</b>                     | -              | -               | <b>30,148</b>                   | -              | -               | <b>30,148</b>                   | -              | -               |
| <b>DEPRECIATION &amp; AMORTIZATION</b>                     |                          | <b>233,609</b>                  |                |                 | <b>233,609</b>                    |                |                 | <b>233,609</b>                  |                |                 | <b>233,609</b>                  |                |                 |
| <b>RESERVES / CONTINGENCY</b>                              |                          | <b>-</b>                        |                |                 | <b>-</b>                          |                |                 | <b>-</b>                        |                |                 | <b>-</b>                        |                |                 |
| <b>TOTAL EXPENSES</b>                                      | -                        | <b>2,833,128</b>                | -              | -               | <b>2,833,128</b>                  | -              | -               | <b>2,833,128</b>                | -              | -               | <b>2,833,128</b>                | -              | -               |
| <b>NET INCOME</b>  | -                        | <b>(107,010)</b>                | -              | -               | <b>(107,010)</b>                  | -              | -               | <b>(107,010)</b>                | -              | -               | <b>(107,010)</b>                | -              | -               |

| SUCCESS ACADEMY CHARTER SCHOOL - PROSPECT HEIGHTS                  |                   |                          |         |          |                            |         |          |                          |         |          |                          |         |          |
|--|-------------------|--------------------------|---------|----------|----------------------------|---------|----------|--------------------------|---------|----------|--------------------------|---------|----------|
| Budget / Operating Plan  |                   |                          |         |          |                            |         |          |                          |         |          |                          |         |          |
| 2017-18  |                   |                          |         |          |                            |         |          |                          |         |          |                          |         |          |
|  | -                 | 2,726,118                | -       | -        | 2,726,118                  | -       | -        | 2,726,118                | -       | -        | 2,726,118                | -       | -        |
| Total Revenue  | -                 | 2,726,118                | -       | -        | 2,726,118                  | -       | -        | 2,726,118                | -       | -        | 2,726,118                | -       | -        |
| Total Expenses   | -                 | 2,833,128                | -       | -        | 2,833,128                  | -       | -        | 2,833,128                | -       | -        | 2,833,128                | -       | -        |
| Net Income   | -                 | (107,010)                | -       | -        | (107,010)                  | -       | -        | (107,010)                | -       | -        | (107,010)                | -       | -        |
| Actual Student Enrollment  | -                 | 587                      | -       | -        | 587                        | -       | -        | 587                      | -       | -        | 587                      | -       | -        |
|  | Prior Year Actual | 1st Quarter - 7/1 - 9/30 |         |          | 2nd Quarter - 10/1 - 12/31 |         |          | 3rd Quarter - 1/1 - 3/31 |         |          | 4th Quarter - 4/1 - 6/30 |         |          |
|  | 2016-17           | Original                 | Revised | Variance | Original                   | Revised | Variance | Original                 | Revised | Variance | Original                 | Revised | Variance |
|  | Revenue Per Pupil | Budget                   | Budget  |          | Budget                     | Budget  |          | Budget                   | Budget  |          | Budget                   | Budget  |          |
| <b>ENROLLMENT - *School Districts Are Linked To Above Entries*</b> |                   |                          |         |          |                            |         |          |                          |         |          |                          |         |          |
| <b>Number of Districts:</b>  |                   |                          |         |          |                            |         |          |                          |         |          |                          |         |          |
| NYC CHANCELLOR'S OFFICE  | -                 | 1                        | -       | -        | 1                          | -       | -        | 1                        | -       | -        | 1                        | -       | -        |
| -  | -                 | 587                      | -       | -        | 587                        | -       | -        | 587                      | -       | -        | 587                      | -       | -        |
| -  | -                 | -                        | -       | -        | -                          | -       | -        | -                        | -       | -        | -                        | -       | -        |
| -  | -                 | -                        | -       | -        | -                          | -       | -        | -                        | -       | -        | -                        | -       | -        |
| -  | -                 | -                        | -       | -        | -                          | -       | -        | -                        | -       | -        | -                        | -       | -        |
| -  | -                 | -                        | -       | -        | -                          | -       | -        | -                        | -       | -        | -                        | -       | -        |
| -  | -                 | -                        | -       | -        | -                          | -       | -        | -                        | -       | -        | -                        | -       | -        |
| -  | -                 | -                        | -       | -        | -                          | -       | -        | -                        | -       | -        | -                        | -       | -        |
| -  | -                 | -                        | -       | -        | -                          | -       | -        | -                        | -       | -        | -                        | -       | -        |
| -  | -                 | -                        | -       | -        | -                          | -       | -        | -                        | -       | -        | -                        | -       | -        |
| -  | -                 | -                        | -       | -        | -                          | -       | -        | -                        | -       | -        | -                        | -       | -        |
| -  | -                 | -                        | -       | -        | -                          | -       | -        | -                        | -       | -        | -                        | -       | -        |
| -  | -                 | -                        | -       | -        | -                          | -       | -        | -                        | -       | -        | -                        | -       | -        |
| -  | -                 | -                        | -       | -        | -                          | -       | -        | -                        | -       | -        | -                        | -       | -        |
| -  | -                 | -                        | -       | -        | -                          | -       | -        | -                        | -       | -        | -                        | -       | -        |
| -  | -                 | -                        | -       | -        | -                          | -       | -        | -                        | -       | -        | -                        | -       | -        |
| -  | -                 | -                        | -       | -        | -                          | -       | -        | -                        | -       | -        | -                        | -       | -        |
| -  | -                 | -                        | -       | -        | -                          | -       | -        | -                        | -       | -        | -                        | -       | -        |
| ALL OTHER School Districts: ( Weighted Avg )                       | -                 | -                        | -       | -        | -                          | -       | -        | -                        | -       | -        | -                        | -       | -        |
| <b>TOTAL ENROLLMENT</b>  | -                 | <b>587</b>               | -       | -        | <b>587</b>                 | -       | -        | <b>587</b>               | -       | -        | <b>587</b>               | -       | -        |
| <b>REVENUE PER PUPIL</b>   | -                 | <b>4,643</b>             | -       | -        | <b>4,643</b>               | -       | -        | <b>4,643</b>             | -       | -        | <b>4,643</b>             | -       | -        |
| <b>EXPENSES PER PUPIL</b>  | -                 | <b>4,826</b>             | -       | -        | <b>4,826</b>               | -       | -        | <b>4,826</b>             | -       | -        | <b>4,826</b>             | -       | -        |



| SUCCESS ACADEMY CHARTER SCHOOL - PROSPECT HEIGHTS |                   |                   |          |                               |                              |                            |
|---|-------------------|-------------------|----------|-------------------------------|------------------------------|----------------------------|
| Budget / Operating Plan                           |                   |                   |          |                               |                              |                            |
| 2017-18   |                   |                   |          |                               |                              |                            |
|   | 10,904,472        | 10,904,472        | -        | 10,904,472                    | 10,904,472                   |                            |
| Total Revenue                                     | 10,904,472        | 10,904,472        | -        | 10,904,472                    | 10,904,472                   |                            |
| Total Expenses                                    | 11,332,512        | 11,332,512        | -        | (11,332,512)                  | (11,332,512)                 |                            |
| Net Income  | (428,040)         | (428,040)         | -        | (428,040)                     | (428,040)                    |                            |
| Actual Student Enrollment                         |                   |                   |          |                               |                              |                            |
|   | Total Year        |                   |          | VARIANCE                      |                              | DESCRIPTION OF ASSUMPTIONS |
|   | Original Budget   | Revised Budget    | Variance | Original Budget vs. PY Budget | Revised Budget vs. PY Budget |                            |
| <b>TOTAL REVENUE</b>                              | <u>10,904,472</u> | <u>10,904,472</u> | =        | <u>10,904,472</u>             | <u>10,904,472</u>            |                            |

|   |              | SUCCESS ACADEMY CHARTER SCHOOL - PROSPECT HEIGHTS<br>Budget / Operating Plan<br>2017-18 |                  |          |                               |                              | DESCRIPTION OF ASSUMPTIONS |
|---|--------------|---|------------------|----------|-------------------------------|------------------------------|----------------------------|
|   |              | 10,904,472  | 10,904,472       | -        | 10,904,472                    | 10,904,472                   |                            |
|   |              | 11,332,512  | 11,332,512       | -        | (11,332,512)                  | (11,332,512)                 |                            |
| <b>Total Revenue</b>                        |              | 10,904,472  | 10,904,472       | -        | 10,904,472                    | 10,904,472                   |                            |
| <b>Total Expenses</b>                       |              | 11,332,512  | 11,332,512       | -        | (11,332,512)                  | (11,332,512)                 |                            |
| <b>Net Income</b>                           |              | (428,040)   | (428,040)        | -        | (428,040)                     | (428,040)                    |                            |
| <b>Actual Student Enrollment</b>            |              |   |                  |          |                               |                              |                            |
|   |              | Total Year  |                  |          | VARIANCE                      |                              |                            |
|   |              | Original Budget   | Revised Budget   | Variance | Original Budget vs. PY Budget | Revised Budget vs. PY Budget |                            |
| <b>EXPENSES</b>                             |              |   |                  |          |                               |                              |                            |
| <b>ADMINISTRATIVE STAFF PERSONNEL COSTS</b> |              | Avg. No. of Positions   |                  |          |                               |                              |                            |
| Executive Management                        | -            | -   | -                | -        | -                             | -                            |                            |
| Instructional Management                    | 6.00         | 770,000   | 770,000          | -        | (770,000)                     | (770,000)                    |                            |
| Deans, Directors & Coordinators             | 4.00         | 250,000   | 250,000          | -        | (250,000)                     | (250,000)                    |                            |
| CFO / Director of Finance                   | -            | -   | -                | -        | -                             | -                            |                            |
| Operation / Business Manager                | 7.00         | 460,000   | 460,000          | -        | (460,000)                     | (460,000)                    |                            |
| Administrative Staff                        | -            | -   | -                | -        | -                             | -                            |                            |
| <b>TOTAL ADMINISTRATIVE STAFF</b>           | <b>17.00</b> | <b>1,480,000</b>  | <b>1,480,000</b> | <b>-</b> | <b>(1,480,000)</b>            | <b>(1,480,000)</b>           |                            |
| <b>INSTRUCTIONAL PERSONNEL COSTS</b>        |              |   |                  |          |                               |                              |                            |
| Teachers - Regular                          | 25.00        | 1,507,968   | 1,507,968        | -        | (1,507,968)                   | (1,507,968)                  |                            |
| Teachers - SPED                             | 17.00        | 1,165,248   | 1,165,248        | -        | (1,165,248)                   | (1,165,248)                  |                            |
| Substitute Teachers                         | -            | -   | -                | -        | -                             | -                            |                            |
| Teaching Assistants                         | 7.00         | 368,852   | 368,852          | -        | (368,852)                     | (368,852)                    |                            |
| Specialty Teachers                          | 8.50         | 751,842   | 751,842          | -        | (751,842)                     | (751,842)                    |                            |
| Aides                                       | -            | -   | -                | -        | -                             | -                            |                            |
| Therapists & Counselors                     | 2.00         | 130,000   | 130,000          | -        | (130,000)                     | (130,000)                    |                            |
| Other                                       | -            | -   | -                | -        | -                             | -                            |                            |
| <b>TOTAL INSTRUCTIONAL</b>                  | <b>59.50</b> | <b>3,923,910</b>  | <b>3,923,910</b> | <b>-</b> | <b>(3,923,910)</b>            | <b>(3,923,910)</b>           |                            |
| <b>NON-INSTRUCTIONAL PERSONNEL COSTS</b>    |              |   |                  |          |                               |                              |                            |
| Nurse                                       | -            | -   | -                | -        | -                             | -                            |                            |
| Librarian                                   | -            | -   | -                | -        | -                             | -                            |                            |
| Custodian                                   | -            | -   | -                | -        | -                             | -                            |                            |
| Security                                    | -            | -   | -                | -        | -                             | -                            |                            |
| Other                                       | -            | -   | -                | -        | -                             | -                            |                            |
| <b>TOTAL NON-INSTRUCTIONAL</b>              | <b>-</b>     | <b>-</b>  | <b>-</b>         | <b>-</b> | <b>-</b>                      | <b>-</b>                     |                            |
| <b>SUBTOTAL PERSONNEL SERVICE COSTS</b>     | <b>76.50</b> | <b>5,403,910</b>  | <b>5,403,910</b> | <b>-</b> | <b>(5,403,910)</b>            | <b>(5,403,910)</b>           |                            |
| <b>PAYROLL TAXES AND BENEFITS</b>           |              |   |                  |          |                               |                              |                            |
| Payroll Taxes                               |              | 475,428   | 475,428          | -        | (475,428)                     | (475,428)                    |                            |
| Fringe / Employee Benefits                  |              | 561,394   | 561,394          | -        | (561,394)                     | (561,394)                    |                            |
| Retirement / Pension                        |              | 162,117   | 162,117          | -        | (162,117)                     | (162,117)                    |                            |
| <b>TOTAL PAYROLL TAXES AND BENEFITS</b>     |              | <b>1,198,940</b>  | <b>1,198,940</b> | <b>-</b> | <b>(1,198,940)</b>            | <b>(1,198,940)</b>           |                            |
| <b>TOTAL PERSONNEL SERVICE COSTS</b>        | <b>76.50</b> | <b>6,602,850</b>  | <b>6,602,850</b> | <b>-</b> | <b>(6,602,850)</b>            | <b>(6,602,850)</b>           |                            |
| <b>CONTRACTED SERVICES</b>                  |              |   |                  |          |                               |                              |                            |
| Accounting / Audit                          |              | -   | -                | -        | -                             | -                            |                            |
| Legal                                       |              | -   | -                | -        | -                             | -                            |                            |
| Management Company Fee                      |              | 1,279,320   | 1,279,320        | -        | (1,279,320)                   | (1,279,320)                  |                            |
| Nurse Services                              |              | -   | -                | -        | -                             | -                            |                            |
| Food Service / School Lunch                 |              | -   | -                | -        | -                             | -                            |                            |
| Payroll Services                            |              | 51,308  | 51,308           | -        | (51,308)                      | (51,308)                     |                            |
| Special Ed Services                         |              | -   | -                | -        | -                             | -                            |                            |
| Titlement Services (i.e. Title I)           |              | -   | -                | -        | -                             | -                            |                            |
| Other Purchased / Professional / Consulting |              | 25,942  | 25,942           | -        | (25,942)                      | (25,942)                     |                            |
| <b>TOTAL CONTRACTED SERVICES</b>            |              | <b>1,356,570</b>  | <b>1,356,570</b> | <b>-</b> | <b>(1,356,570)</b>            | <b>(1,356,570)</b>           |                            |

| <b>SUCCESS ACADEMY CHARTER SCHOOL - PROSPECT HEIGHTS</b>   |                        |                       |                 |                                      |                                     |
|--|------------------------|-----------------------|-----------------|--------------------------------------|-------------------------------------|
| <b>Budget / Operating Plan</b>                             |                        |                       |                 |                                      |                                     |
| <b>2017-18</b>   |                        |                       |                 |                                      |                                     |
|  | <b>10,904,472</b>      | <b>10,904,472</b>     | <b>-</b>        | <b>10,904,472</b>                    | <b>10,904,472</b>                   |
| <b>Total Revenue</b>                                       |                        |                       |                 |                                      |                                     |
| <b>Total Expenses</b>                                      | <b>11,332,512</b>      | <b>11,332,512</b>     | <b>-</b>        | <b>(11,332,512)</b>                  | <b>(11,332,512)</b>                 |
| <b>Net Income</b>  | <b>(428,040)</b>       | <b>(428,040)</b>      | <b>-</b>        | <b>(428,040)</b>                     | <b>(428,040)</b>                    |
| <b>Actual Student Enrollment</b>                           |                        |                       |                 |                                      |                                     |
|  | <b>Total Year</b>      |                       |                 | <b>VARIANCE</b>                      |                                     |
|  | <b>Original Budget</b> | <b>Revised Budget</b> | <b>Variance</b> | <b>Original Budget vs. PY Budget</b> | <b>Revised Budget vs. PY Budget</b> |
| <b>SCHOOL OPERATIONS</b>                                   |                        |                       |                 |                                      |                                     |
| Board Expenses   | -                      | -                     | -               | -                                    | -                                   |
| Classroom / Teaching Supplies & Materials                  | 308,256                | 308,256               | -               | (308,256)                            | (308,256)                           |
| Special Ed Supplies & Materials                            | -                      | -                     | -               | -                                    | -                                   |
| Textbooks / Workbooks                                      | -                      | -                     | -               | -                                    | -                                   |
| Supplies & Materials other                                 | 211,642                | 211,642               | -               | (211,642)                            | (211,642)                           |
| Equipment / Furniture                                      | 131,117                | 131,117               | -               | (131,117)                            | (131,117)                           |
| Telephone  | -                      | -                     | -               | -                                    | -                                   |
| Technology   | 206,100                | 206,100               | -               | (206,100)                            | (206,100)                           |
| Student Testing & Assessment                               | 10,188                 | 10,188                | -               | (10,188)                             | (10,188)                            |
| Field Trips  | 84,575                 | 84,575                | -               | (84,575)                             | (84,575)                            |
| Transportation (student)                                   | 30,442                 | 30,442                | -               | (30,442)                             | (30,442)                            |
| Student Services - other                                   | 159,303                | 159,303               | -               | (159,303)                            | (159,303)                           |
| Office Expense   | 282,458                | 282,458               | -               | (282,458)                            | (282,458)                           |
| Staff Development  | 236,572                | 236,572               | -               | (236,572)                            | (236,572)                           |
| Staff Recruitment  | 52,513                 | 52,513                | -               | (52,513)                             | (52,513)                            |
| Student Recruitment / Marketing                            | 109,308                | 109,308               | -               | (109,308)                            | (109,308)                           |
| School Meals / Lunch                                       | 447,185                | 447,185               | -               | (447,185)                            | (447,185)                           |
| Travel (Staff)   | 41,175                 | 41,175                | -               | (41,175)                             | (41,175)                            |
| Fundraising  | -                      | -                     | -               | -                                    | -                                   |
| Other  | 7,233                  | 7,233                 | -               | (7,233)                              | (7,233)                             |
| <b>TOTAL SCHOOL OPERATIONS</b>                             | <b>2,318,066</b>       | <b>2,318,066</b>      | <b>-</b>        | <b>(2,318,066)</b>                   | <b>(2,318,066)</b>                  |
| <b>FACILITY OPERATION &amp; MAINTENANCE</b>                |                        |                       |                 |                                      |                                     |
| Insurance  | 56,245                 | 56,245                | -               | (56,245)                             | (56,245)                            |
| Janitorial   | -                      | -                     | -               | -                                    | -                                   |
| Building and Land Rent / Lease / Facility Finance Interest | -                      | -                     | -               | -                                    | -                                   |
| Repairs & Maintenance                                      | 64,346                 | 64,346                | -               | (64,346)                             | (64,346)                            |
| Equipment / Furniture                                      | -                      | -                     | -               | -                                    | -                                   |
| Security   | -                      | -                     | -               | -                                    | -                                   |
| Utilities  | -                      | -                     | -               | -                                    | -                                   |
| <b>TOTAL FACILITY OPERATION &amp; MAINTENANCE</b>          | <b>120,591</b>         | <b>120,591</b>        | <b>-</b>        | <b>(120,591)</b>                     | <b>(120,591)</b>                    |
| <b>DEPRECIATION &amp; AMORTIZATION</b>                     | <b>934,434</b>         | <b>934,434</b>        | <b>-</b>        | <b>(934,434)</b>                     | <b>(934,434)</b>                    |
| <b>RESERVES / CONTINGENCY</b>                              | <b>-</b>               | <b>-</b>              | <b>-</b>        | <b>-</b>                             | <b>-</b>                            |
| <b>TOTAL EXPENSES</b>                                      | <b>11,332,512</b>      | <b>11,332,512</b>     | <b>-</b>        | <b>(11,332,512)</b>                  | <b>(11,332,512)</b>                 |
| <b>NET INCOME</b>  | <b>(428,040)</b>       | <b>(428,040)</b>      | <b>-</b>        | <b>(428,040)</b>                     | <b>(428,040)</b>                    |

**DESCRIPTION OF ASSUMPTIONS**



**SUCCESS ACADEMY CHARTER SCHOOL - PROSPECT HEIGHTS**

DO NOT ENTER BALANCE SHEET DATA ON THIS  
TEMPLATE

**BALANCE SHEET  
2017-18**

Balance sheet data should for the Ed Corp:  
Success Academy Charter Schools -NYC  
should be entered on the template for  
Success Academy Charter School -Harlem 3.

|  | <u>Prior Year</u> | Q1         | Q2          | Q3         | Q4         |
|--|-------------------|------------|-------------|------------|------------|
|  | <u>2016-17</u>    | As of 9/30 | As of 12/31 | As of 3/31 | As of 6/30 |
| <b><u>ASSETS</u></b>   |                   |            |             |            |            |
| <b><u>CURRENT ASSETS</u></b>   |                   |            |             |            |            |
| Cash and cash equivalents  | -                 | -          | -           | -          | -          |
| Grants and contracts receivable  | -                 | -          | -           | -          | -          |
| Accounts receivables   | -                 | -          | -           | -          | -          |
| Prepaid Expenses   | -                 | -          | -           | -          | -          |
| Contributions and other receivables                                    | -                 | -          | -           | -          | -          |
| <b>TOTAL CURRENT ASSETS</b>  | -                 | -          | -           | -          | -          |
| <b><u>PROPERTY, BUILDING AND EQUIPMENT, net</u></b>                    | -                 | -          | -           | -          | -          |
| <b><u>OTHER ASSETS</u></b>   | -                 | -          | -           | -          | -          |
| <b>TOTAL ASSETS</b>  | -                 | -          | -           | -          | -          |
| <b><u>LIABILITIES AND NET ASSETS</u></b>                               |                   |            |             |            |            |
| <b><u>CURRENT LIABILITIES</u></b>                                      |                   |            |             |            |            |
| Accounts payable and accrued expenses                                  | -                 | -          | -           | -          | -          |
| Accrued payroll and benefits   | -                 | -          | -           | -          | -          |
| Deferred Revenue   | -                 | -          | -           | -          | -          |
| Current maturities of long-term debt                                   | -                 | -          | -           | -          | -          |
| Short Term Debt - Bonds, Notes Payable                                 | -                 | -          | -           | -          | -          |
| Other  | -                 | -          | -           | -          | -          |
| <b>TOTAL CURRENT LIABILITIES</b>                                       | -                 | -          | -           | -          | -          |
| <b><u>LONG-TERM DEBT and NOTES PAYABLE, net current maturities</u></b> | -                 | -          | -           | -          | -          |
| <b>TOTAL LIABILITIES</b>   | -                 | -          | -           | -          | -          |
| <b><u>NET ASSETS</u></b>   |                   |            |             |            |            |
| Unrestricted   | -                 | -          | -           | -          | -          |
| Temporarily restricted   | -                 | -          | -           | -          | -          |
| <b>TOTAL NET ASSETS</b>  | -                 | -          | -           | -          | -          |
| <b>TOTAL LIABILITIES AND NET ASSETS</b>                                | -                 | -          | -           | -          | -          |



**SUCCESS ACADEMY CHARTER SCHOOL -  
Budget / Operating Plan**

**2017-18**

|   |                                 |                         |                 |                                   |                         |                 |               |
|---|---------------------------------|-------------------------|-----------------|-----------------------------------|-------------------------|-----------------|---------------|
| <b>Total Revenue</b>  | -                               | 2,726,118               | -               | -                                 | 2,726,118               | -               | -             |
| <b>Total Expenses</b>   | -                               | 2,833,128               | -               | -                                 | 2,833,128               | -               | -             |
| <b>Net Income</b>   | -                               | (107,010)               | -               | -                                 | (107,010)               | -               | -             |
| <b>Actual Student Enrollment</b>  | -                               | 587                     | -               | -                                 | 587                     | -               | -             |
| <b>2017-18</b>  |                                 |                         |                 |                                   |                         |                 |               |
|   | <b>1st Quarter - 7/1 - 9/30</b> |                         |                 | <b>2nd Quarter - 10/1 - 12/31</b> |                         |                 | <b>3rd Q</b>  |
| <b>*NOTE: Enrollment, Revenue and Expenditure Data IN the 'Total and Variance Analysis' Section is Based on LAST ACTUAL Quarter Completed</b> | <b>Actual</b>                   | <b>Current Budget</b>   | <b>Variance</b> | <b>Actual</b>                     | <b>Current Budget</b>   | <b>Variance</b> | <b>Actual</b> |
| Other   | -                               | -                       | -               | -                                 | -                       | -               | -             |
| TOTAL REVENUE FROM FEDERAL SOURCES  | -                               | 152,440                 | -               | -                                 | 152,440                 | -               | -             |
| <b>LOCAL and OTHER REVENUE</b>  |                                 |                         |                 |                                   |                         |                 |               |
| Contributions and Donations   |                                 | -                       | -               |                                   | -                       | -               |               |
| Fundraising   |                                 | -                       | -               |                                   | -                       | -               |               |
| Erate Reimbursement   |                                 | 14,863                  | -               |                                   | 14,863                  | -               |               |
| Earnings on Investments   |                                 | -                       | -               |                                   | -                       | -               |               |
| Interest Income   |                                 | -                       | -               |                                   | -                       | -               |               |
| Food Service (Income from meals)  |                                 | -                       | -               |                                   | -                       | -               |               |
| Text Book   |                                 | -                       | -               |                                   | -                       | -               |               |
| OTHER   |                                 | <u>30,933</u>           | -               |                                   | <u>30,933</u>           | -               |               |
| TOTAL REVENUE FROM LOCAL and OTHER SOURCES  | -                               | 45,797                  | -               | -                                 | 45,797                  | -               | -             |
| <b>TOTAL REVENUE</b>  | -                               | <b><u>2,726,118</u></b> | -               | -                                 | <b><u>2,726,118</u></b> | -               | -             |

**SUCCESS ACADEMY CHARTER SCHOOL -  
Budget / Operating Plan**

**2017-18**

|                                  |   |           |   |   |           |   |   |
|----------------------------------|---|-----------|---|---|-----------|---|---|
| <b>Total Revenue</b>             | - | 2,726,118 | - | - | 2,726,118 | - | - |
| <b>Total Expenses</b>            | - | 2,833,128 | - | - | 2,833,128 | - | - |
| <b>Net Income</b>                | - | (107,010) | - | - | (107,010) | - | - |
| <b>Actual Student Enrollment</b> | - | 587       | - | - | 587       | - | - |

|   |                                 |                       |                 |                                   |                       |                 |                    |
|---|---------------------------------|-----------------------|-----------------|-----------------------------------|-----------------------|-----------------|--------------------|
| <b>*NOTE: Enrollment, Revenue and Expenditure Data IN the 'Total and Variance Analysis' Section is Based on LAST ACTUAL Quarter Completed</b> | <b>1st Quarter - 7/1 - 9/30</b> |                       |                 | <b>2nd Quarter - 10/1 - 12/31</b> |                       |                 | <b>3rd Quarter</b> |
|   | <b>Actual</b>                   | <b>Current Budget</b> | <b>Variance</b> | <b>Actual</b>                     | <b>Current Budget</b> | <b>Variance</b> | <b>Actual</b>      |

| <b>EXPENSES</b>                             |                  | Quarter 0 |   |           |   |   |   |
|---|------------------|-----------|---|-----------|---|---|---|
|   | No. of Positions |           |   |           |   |   |   |
| <b>ADMINISTRATIVE STAFF PERSONNEL COSTS</b> |                  |           |   |           |   |   |   |
| Executive Management                        | -                | -         | - | -         | - | - | - |
| Instructional Management                    | -                | 192,500   | - | 192,500   | - | - | - |
| Deans, Directors & Coordinators             | -                | 62,500    | - | 62,500    | - | - | - |
| CFO / Director of Finance                   | -                | -         | - | -         | - | - | - |
| Operation / Business Manager                | -                | 115,000   | - | 115,000   | - | - | - |
| Administrative Staff                        | -                | -         | - | -         | - | - | - |
| <b>TOTAL ADMINISTRATIVE STAFF</b>           | -                | 370,000   | - | 370,000   | - | - | - |
| <b>INSTRUCTIONAL PERSONNEL COSTS</b>        |                  |           |   |           |   |   |   |
| Teachers - Regular                          | -                | 376,992   | - | 376,992   | - | - | - |
| Teachers - SPED                             | -                | 291,312   | - | 291,312   | - | - | - |
| Substitute Teachers                         | -                | -         | - | -         | - | - | - |
| Teaching Assistants                         | -                | 92,213    | - | 92,213    | - | - | - |
| Specialty Teachers                          | -                | 187,961   | - | 187,961   | - | - | - |
| Aides                                       | -                | -         | - | -         | - | - | - |
| Therapists & Counselors                     | -                | 32,500    | - | 32,500    | - | - | - |
| Other                                       | -                | -         | - | -         | - | - | - |
| <b>TOTAL INSTRUCTIONAL</b>                  | -                | 980,978   | - | 980,978   | - | - | - |
| <b>NON-INSTRUCTIONAL PERSONNEL COSTS</b>    |                  |           |   |           |   |   |   |
| Nurse                                       | -                | -         | - | -         | - | - | - |
| Librarian                                   | -                | -         | - | -         | - | - | - |
| Custodian                                   | -                | -         | - | -         | - | - | - |
| Security                                    | -                | -         | - | -         | - | - | - |
| Other                                       | -                | -         | - | -         | - | - | - |
| <b>TOTAL NON-INSTRUCTIONAL</b>              | -                | -         | - | -         | - | - | - |
| <b>SUBTOTAL PERSONNEL SERVICE COSTS</b>     | -                | 1,350,978 | - | 1,350,978 | - | - | - |
| <b>PAYROLL TAXES AND BENEFITS</b>           |                  |           |   |           |   |   |   |
| Payroll Taxes                               |                  | 118,857   | - | 118,857   | - | - | - |
| Fringe / Employee Benefits                  |                  | 140,349   | - | 140,349   | - | - | - |
| Retirement / Pension                        |                  | 40,529    | - | 40,529    | - | - | - |
| <b>TOTAL PAYROLL TAXES AND BENEFITS</b>     |                  | 299,735   | - | 299,735   | - | - | - |
| <b>TOTAL PERSONNEL SERVICE COSTS</b>        |                  | 1,650,713 | - | 1,650,713 | - | - | - |

**SUCCESS ACADEMY CHARTER SCHOOL -  
Budget / Operating Plan**

**2017-18**

|                                  |   |           |   |   |           |   |   |
|----------------------------------|---|-----------|---|---|-----------|---|---|
| <b>Total Revenue</b>             | - | 2,726,118 | - | - | 2,726,118 | - | - |
| <b>Total Expenses</b>            | - | 2,833,128 | - | - | 2,833,128 | - | - |
| <b>Net Income</b>                | - | (107,010) | - | - | (107,010) | - | - |
| <b>Actual Student Enrollment</b> | - | 587       | - | - | 587       | - | - |

|  |                                 |                                   |                                 |
|--|---------------------------------|-----------------------------------|---------------------------------|
|  | <b>1st Quarter - 7/1 - 9/30</b> | <b>2nd Quarter - 10/1 - 12/31</b> | <b>3rd Quarter - 1/1 - 3/31</b> |
|--|---------------------------------|-----------------------------------|---------------------------------|

**\*NOTE: Enrollment, Revenue and Expenditure Data IN the 'Total and Variance Analysis' Section is Based on LAST ACTUAL Quarter Completed**

|   | 1st Quarter - 7/1 - 9/30 |                |          | 2nd Quarter - 10/1 - 12/31 |                |          | 3rd Quarter - 1/1 - 3/31 |
|---|--------------------------|----------------|----------|----------------------------|----------------|----------|--------------------------|
|   | Actual                   | Current Budget | Variance | Actual                     | Current Budget | Variance | Actual                   |
| <b>CONTRACTED SERVICES</b>                  |                          |                |          |                            |                |          |                          |
| Accounting / Audit                          |                          | -              | -        |                            | -              | -        |                          |
| Legal                                       |                          | -              | -        |                            | -              | -        |                          |
| Management Company Fee                      |                          | 319,830        | -        |                            | 319,830        | -        |                          |
| Nurse Services                              |                          | -              | -        |                            | -              | -        |                          |
| Food Service / School Lunch                 |                          | -              | -        |                            | -              | -        |                          |
| Payroll Services                            |                          | 12,827         | -        |                            | 12,827         | -        |                          |
| Special Ed Services                         |                          | -              | -        |                            | -              | -        |                          |
| Titlement Services (i.e. Title I)           |                          | -              | -        |                            | -              | -        |                          |
| Other Purchased / Professional / Consulting |                          | 6,486          | -        |                            | 6,486          | -        |                          |
| <b>TOTAL CONTRACTED SERVICES</b>            | -                        | 339,143        | -        | -                          | 339,143        | -        | -                        |

**SUCCESS ACADEMY CHARTER SCHOOL -  
Budget / Operating Plan**

**2017-18**

|                                  |   |           |   |   |           |   |   |
|----------------------------------|---|-----------|---|---|-----------|---|---|
| <b>Total Revenue</b>             | - | 2,726,118 | - | - | 2,726,118 | - | - |
| <b>Total Expenses</b>            | - | 2,833,128 | - | - | 2,833,128 | - | - |
| <b>Net Income</b>                | - | (107,010) | - | - | (107,010) | - | - |
| <b>Actual Student Enrollment</b> | - | 587       | - | - | 587       | - | - |

|   |                                 |                       |                 |                                   |                       |                 |                    |
|---|---------------------------------|-----------------------|-----------------|-----------------------------------|-----------------------|-----------------|--------------------|
| <b>*NOTE: Enrollment, Revenue and Expenditure Data IN the 'Total and Variance Analysis' Section is Based on LAST ACTUAL Quarter Completed</b> | <b>1st Quarter - 7/1 - 9/30</b> |                       |                 | <b>2nd Quarter - 10/1 - 12/31</b> |                       |                 | <b>3rd Quarter</b> |
|   | <b>Actual</b>                   | <b>Current Budget</b> | <b>Variance</b> | <b>Actual</b>                     | <b>Current Budget</b> | <b>Variance</b> | <b>Actual</b>      |

|  |  |             |   |  |             |   |  |
|--|--|-------------|---|--|-------------|---|--|
| <b>SCHOOL OPERATIONS</b>                                   |  |             |   |  |             |   |  |
| Board Expenses   |  | -           | - |  | -           | - |  |
| Classroom / Teaching Supplies & Materials                  |  | 77,064      | - |  | 77,064      | - |  |
| Special Ed Supplies & Materials                            |  | -           | - |  | -           | - |  |
| Textbooks / Workbooks                                      |  | -           | - |  | -           | - |  |
| Supplies & Materials other                                 |  | 52,911      | - |  | 52,911      | - |  |
| Equipment / Furniture                                      |  | 32,779      | - |  | 32,779      | - |  |
| Telephone  |  | -           | - |  | -           | - |  |
| Technology   |  | 51,525      | - |  | 51,525      | - |  |
| Student Testing & Assessment                               |  | 2,547       | - |  | 2,547       | - |  |
| Field Trips  |  | 21,144      | - |  | 21,144      | - |  |
| Transportation (student)                                   |  | 7,610       | - |  | 7,610       | - |  |
| Student Services - other                                   |  | 39,826      | - |  | 39,826      | - |  |
| Office Expense   |  | 70,615      | - |  | 70,615      | - |  |
| Staff Development  |  | 59,143      | - |  | 59,143      | - |  |
| Staff Recruitment  |  | 13,128      | - |  | 13,128      | - |  |
| Student Recruitment / Marketing                            |  | 27,327      | - |  | 27,327      | - |  |
| School Meals / Lunch                                       |  | 111,796     | - |  | 111,796     | - |  |
| Travel (Staff)   |  | 10,294      | - |  | 10,294      | - |  |
| Fundraising  |  | -           | - |  | -           | - |  |
| Other  |  | 1,808       | - |  | 1,808       | - |  |
| <b>TOTAL SCHOOL OPERATIONS</b>                             |  | - 579,517   | - |  | - 579,517   | - |  |
| <b>FACILITY OPERATION &amp; MAINTENANCE</b>                |  |             |   |  |             |   |  |
| Insurance  |  | 14,061      | - |  | 14,061      | - |  |
| Janitorial   |  | -           | - |  | -           | - |  |
| Building and Land Rent / Lease / Facility Finance Interest |  | -           | - |  | -           | - |  |
| Repairs & Maintenance                                      |  | 16,087      | - |  | 16,087      | - |  |
| Equipment / Furniture                                      |  | -           | - |  | -           | - |  |
| Security   |  | -           | - |  | -           | - |  |
| Utilities  |  | -           | - |  | -           | - |  |
| <b>TOTAL FACILITY OPERATION &amp; MAINTENANCE</b>          |  | - 30,148    | - |  | - 30,148    | - |  |
| <b>DEPRECIATION &amp; AMORTIZATION</b>                     |  | 233,609     | - |  | 233,609     | - |  |
| <b>RESERVES / CONTINGENCY</b>                              |  | -           | - |  | -           | - |  |
| <b>TOTAL EXPENSES</b>                                      |  | = 2,833,128 | - |  | = 2,833,128 | - |  |

**SUCCESS ACADEMY CHARTER SCHOOL -  
Budget / Operating Plan**

**2017-18**

|                                  |   |           |   |   |           |   |   |
|----------------------------------|---|-----------|---|---|-----------|---|---|
| <b>Total Revenue</b>             | - | 2,726,118 | - | - | 2,726,118 | - | - |
| <b>Total Expenses</b>            | - | 2,833,128 | - | - | 2,833,128 | - | - |
| <b>Net Income</b>                | - | (107,010) | - | - | (107,010) | - | - |
| <b>Actual Student Enrollment</b> | - | 587       | - | - | 587       | - | - |

| <b>*NOTE: Enrollment, Revenue and Expenditure Data IN the 'Total and Variance Analysis' Section is Based on LAST ACTUAL Quarter Completed</b> | 1st Quarter - 7/1 - 9/30 |                |          | 2nd Quarter - 10/1 - 12/31 |                |          | 3rd Quarter |
|---|--------------------------|----------------|----------|----------------------------|----------------|----------|-------------|
|   | Actual                   | Current Budget | Variance | Actual                     | Current Budget | Variance | Actual      |
| <b>NET INCOME</b>   | -                        | (107,010)      | -        | -                          | (107,010)      | -        | -           |



**PROSPECT HEIGHTS**

n

|                                  |           |   |   |           |   |
|----------------------------------|-----------|---|---|-----------|---|
| <b>Total Revenue</b>             | 2,726,118 | - | - | 2,726,118 | - |
| <b>Total Expenses</b>            | 2,833,128 | - | - | 2,833,128 | - |
| <b>Net Income</b>                | (107,010) | - | - | (107,010) | - |
| <b>Actual Student Enrollment</b> | 587       | - | - | 587       | - |

|  |                             |                 |                                 |                       |                 |
|--|-----------------------------|-----------------|---------------------------------|-----------------------|-----------------|
| <p><b>*NOTE: Enrollment, Revenue and Expenditure Data IN the 'Total and Variance Analysis' Section is Based on LAST ACTUAL Quarter Completed</b></p> | <b>Quarter - 1/1 - 3/31</b> |                 | <b>4th Quarter - 4/1 - 6/30</b> |                       |                 |
|  | <b>Current Budget</b>       | <b>Variance</b> | <b>Actual</b>                   | <b>Current Budget</b> | <b>Variance</b> |

**REVENUE**

**REVENUES FROM STATE SOURCES**

Per Pupil Revenue

CY Per Pupil Rate

NYC CHANCELLOR'S OFFICE

14,527

|           |   |  |           |   |
|-----------|---|--|-----------|---|
| 2,132,200 | - |  | 2,132,200 | - |
|-----------|---|--|-----------|---|

-

-

|   |   |  |   |   |
|---|---|--|---|---|
| - | - |  | - | - |
|---|---|--|---|---|

-

-

|   |   |  |   |   |
|---|---|--|---|---|
| - | - |  | - | - |
|---|---|--|---|---|

-

-

|   |   |  |   |   |
|---|---|--|---|---|
| - | - |  | - | - |
|---|---|--|---|---|

-

-

|   |   |  |   |   |
|---|---|--|---|---|
| - | - |  | - | - |
|---|---|--|---|---|

-

-

|   |   |  |   |   |
|---|---|--|---|---|
| - | - |  | - | - |
|---|---|--|---|---|

-

-

|   |   |  |   |   |
|---|---|--|---|---|
| - | - |  | - | - |
|---|---|--|---|---|

-

-

|   |   |  |   |   |
|---|---|--|---|---|
| - | - |  | - | - |
|---|---|--|---|---|

-

-

|   |   |  |   |   |
|---|---|--|---|---|
| - | - |  | - | - |
|---|---|--|---|---|

-

-

|   |   |  |   |   |
|---|---|--|---|---|
| - | - |  | - | - |
|---|---|--|---|---|

-

-

|   |   |  |   |   |
|---|---|--|---|---|
| - | - |  | - | - |
|---|---|--|---|---|

-

-

|   |   |  |   |   |
|---|---|--|---|---|
| - | - |  | - | - |
|---|---|--|---|---|

-

-

|   |   |  |   |   |
|---|---|--|---|---|
| - | - |  | - | - |
|---|---|--|---|---|

-

-

|   |   |  |   |   |
|---|---|--|---|---|
| - | - |  | - | - |
|---|---|--|---|---|

-

-

|   |   |  |   |   |
|---|---|--|---|---|
| - | - |  | - | - |
|---|---|--|---|---|

-

-

|   |   |  |   |   |
|---|---|--|---|---|
| - | - |  | - | - |
|---|---|--|---|---|

-

-

|   |   |  |   |   |
|---|---|--|---|---|
| - | - |  | - | - |
|---|---|--|---|---|

ALL OTHER School Districts: ( Count = 0 )

-

|   |   |  |   |   |
|---|---|--|---|---|
| - | - |  | - | - |
|---|---|--|---|---|

TOTAL Per Pupil Revenue (Weighted Average Per Pupil Funding)

14,527

|           |   |   |           |   |
|-----------|---|---|-----------|---|
| 2,132,200 | - | - | 2,132,200 | - |
|-----------|---|---|-----------|---|

Special Education Revenue

|         |   |  |         |   |
|---------|---|--|---------|---|
| 345,044 | - |  | 345,044 | - |
|---------|---|--|---------|---|

Grants

Stimulus

|   |   |  |   |   |
|---|---|--|---|---|
| - | - |  | - | - |
|---|---|--|---|---|

DYCD (Department of Youth and Community Development)

|   |   |  |   |   |
|---|---|--|---|---|
| - | - |  | - | - |
|---|---|--|---|---|

Other

|        |   |  |        |   |
|--------|---|--|--------|---|
| 50,637 | - |  | 50,637 | - |
|--------|---|--|--------|---|

NYC DoE Rental Assistance

|   |   |  |   |   |
|---|---|--|---|---|
| - | - |  | - | - |
|---|---|--|---|---|

Other

|   |   |  |   |   |
|---|---|--|---|---|
| - | - |  | - | - |
|---|---|--|---|---|

**TOTAL REVENUE FROM STATE SOURCES**

|           |   |   |           |   |
|-----------|---|---|-----------|---|
| 2,527,882 | - | - | 2,527,882 | - |
|-----------|---|---|-----------|---|

**REVENUE FROM FEDERAL FUNDING**

IDEA Special Needs

|        |   |  |        |   |
|--------|---|--|--------|---|
| 13,901 | - |  | 13,901 | - |
|--------|---|--|--------|---|

Title I

|        |   |  |        |   |
|--------|---|--|--------|---|
| 51,428 | - |  | 51,428 | - |
|--------|---|--|--------|---|

Title Funding - Other

|       |   |  |       |   |
|-------|---|--|-------|---|
| 2,736 | - |  | 2,736 | - |
|-------|---|--|-------|---|

School Food Service (Free Lunch)

|   |   |  |   |   |
|---|---|--|---|---|
| - | - |  | - | - |
|---|---|--|---|---|

Grants

Charter School Program (CSP) Planning & Implementation

|        |   |  |        |   |
|--------|---|--|--------|---|
| 84,375 | - |  | 84,375 | - |
|--------|---|--|--------|---|

Other

|   |   |  |   |   |
|---|---|--|---|---|
| - | - |  | - | - |
|---|---|--|---|---|

**PROSPECT HEIGHTS**

n

|  |                             |                 |                                 |                         |                 |
|--|-----------------------------|-----------------|---------------------------------|-------------------------|-----------------|
| <b>Total Revenue</b>   | 2,726,118                   | -               | -                               | 2,726,118               | -               |
| <b>Total Expenses</b>  | 2,833,128                   | -               | -                               | 2,833,128               | -               |
| <b>Net Income</b>  | (107,010)                   | -               | -                               | (107,010)               | -               |
| <b>Actual Student Enrollment</b>   | 587                         | -               | -                               | 587                     | -               |
|  | <b>Quarter - 1/1 - 3/31</b> |                 | <b>4th Quarter - 4/1 - 6/30</b> |                         |                 |
| *NOTE: Enrollment, Revenue and Expenditure Data IN the 'Total and Variance Analysis' Section is Based on LAST ACTUAL Quarter Completed | <b>Current Budget</b>       | <b>Variance</b> | <b>Actual</b>                   | <b>Current Budget</b>   | <b>Variance</b> |
|  |                             |                 |                                 |                         |                 |
| Other  | -                           | -               |                                 | -                       | -               |
| TOTAL REVENUE FROM FEDERAL SOURCES   | 152,440                     | -               | -                               | 152,440                 | -               |
| <b>LOCAL and OTHER REVENUE</b>   |                             |                 |                                 |                         |                 |
| Contributions and Donations  | -                           | -               |                                 | -                       | -               |
| Fundraising  | -                           | -               |                                 | -                       | -               |
| Erate Reimbursement  | 14,863                      | -               |                                 | 14,863                  | -               |
| Earnings on Investments  | -                           | -               |                                 | -                       | -               |
| Interest Income  | -                           | -               |                                 | -                       | -               |
| Food Service (Income from meals)   | -                           | -               |                                 | -                       | -               |
| Text Book  | -                           | -               |                                 | -                       | -               |
| OTHER  | <u>30,933</u>               | -               |                                 | <u>30,933</u>           | -               |
| TOTAL REVENUE FROM LOCAL and OTHER SOURCES   | 45,797                      | -               | -                               | 45,797                  | -               |
| <b>TOTAL REVENUE</b>   | <b><u>2,726,118</u></b>     | -               | -                               | <b><u>2,726,118</u></b> | -               |

**PROSPECT HEIGHTS**

n

|                                  |           |   |   |           |   |
|----------------------------------|-----------|---|---|-----------|---|
| <b>Total Revenue</b>             | 2,726,118 | - | - | 2,726,118 | - |
| <b>Total Expenses</b>            | 2,833,128 | - | - | 2,833,128 | - |
| <b>Net Income</b>                | (107,010) | - | - | (107,010) | - |
| <b>Actual Student Enrollment</b> | 587       | - | - | 587       | - |

|  |                             |                 |                                 |                       |                 |
|--|-----------------------------|-----------------|---------------------------------|-----------------------|-----------------|
| <p><b>*NOTE: Enrollment, Revenue and Expenditure Data IN the 'Total and Variance Analysis' Section is Based on LAST ACTUAL Quarter Completed</b></p> | <b>Quarter - 1/1 - 3/31</b> |                 | <b>4th Quarter - 4/1 - 6/30</b> |                       |                 |
|  | <b>Current Budget</b>       | <b>Variance</b> | <b>Actual</b>                   | <b>Current Budget</b> | <b>Variance</b> |

**EXPENSES**

**ADMINISTRATIVE STAFF PERSONNEL COSTS**

|                                   | Quarter 0<br>No. of Positions |         |   |         |   |
|-----------------------------------|-------------------------------|---------|---|---------|---|
| Executive Management              | -                             | -       | - | -       | - |
| Instructional Management          | -                             | 192,500 | - | 192,500 | - |
| Deans, Directors & Coordinators   | -                             | 62,500  | - | 62,500  | - |
| CFO / Director of Finance         | -                             | -       | - | -       | - |
| Operation / Business Manager      | -                             | 115,000 | - | 115,000 | - |
| Administrative Staff              | -                             | -       | - | -       | - |
| <b>TOTAL ADMINISTRATIVE STAFF</b> | -                             | 370,000 | - | 370,000 | - |

**INSTRUCTIONAL PERSONNEL COSTS**

|                            |   |         |   |         |   |
|----------------------------|---|---------|---|---------|---|
| Teachers - Regular         | - | 376,992 | - | 376,992 | - |
| Teachers - SPED            | - | 291,312 | - | 291,312 | - |
| Substitute Teachers        | - | -       | - | -       | - |
| Teaching Assistants        | - | 92,213  | - | 92,213  | - |
| Specialty Teachers         | - | 187,961 | - | 187,961 | - |
| Aides                      | - | -       | - | -       | - |
| Therapists & Counselors    | - | 32,500  | - | 32,500  | - |
| Other                      | - | -       | - | -       | - |
| <b>TOTAL INSTRUCTIONAL</b> | - | 980,978 | - | 980,978 | - |

**NON-INSTRUCTIONAL PERSONNEL COSTS**

|                                |   |   |   |   |   |
|--------------------------------|---|---|---|---|---|
| Nurse                          | - | - | - | - | - |
| Librarian                      | - | - | - | - | - |
| Custodian                      | - | - | - | - | - |
| Security                       | - | - | - | - | - |
| Other                          | - | - | - | - | - |
| <b>TOTAL NON-INSTRUCTIONAL</b> | - | - | - | - | - |

**SUBTOTAL PERSONNEL SERVICE COSTS**

**PAYROLL TAXES AND BENEFITS**

|   |  |         |   |         |   |
|---|--|---------|---|---------|---|
| Payroll Taxes                           |  | 118,857 | - | 118,857 | - |
| Fringe / Employee Benefits              |  | 140,349 | - | 140,349 | - |
| Retirement / Pension                    |  | 40,529  | - | 40,529  | - |
| <b>TOTAL PAYROLL TAXES AND BENEFITS</b> |  | 299,735 | - | 299,735 | - |

**TOTAL PERSONNEL SERVICE COSTS**

|  |  |           |   |           |   |
|--|--|-----------|---|-----------|---|
|  |  | 1,650,713 | - | 1,650,713 | - |
|--|--|-----------|---|-----------|---|

| PROSPECT HEIGHTS   |           |                      |          |                          |          |
|--|-----------|----------------------|----------|--------------------------|----------|
| n  |           |                      |          |                          |          |
| Total Revenue  | 2,726,118 | -                    | -        | 2,726,118                | -        |
| Total Expenses   | 2,833,128 | -                    | -        | 2,833,128                | -        |
| Net Income   | (107,010) | -                    | -        | (107,010)                | -        |
| Actual Student Enrollment  | 587       | -                    | -        | 587                      | -        |
|  |           | Quarter - 1/1 - 3/31 |          | 4th Quarter - 4/1 - 6/30 |          |
| *NOTE: Enrollment, Revenue and Expenditure Data IN the 'Total and Variance Analysis' Section is Based on LAST ACTUAL Quarter Completed |           | PROSPECT HEIGHTS     |          |                          |          |
|  |           | n                    | Current  |                          | Current  |
|  |           | Budget               | Variance | Actual                   | Budget   |
|  |           |                      |          |                          | Variance |
| <b>CONTRACTED SERVICES</b>   |           |                      |          |                          |          |
| Accounting / Audit   | -         | -                    |          | -                        | -        |
| Legal  | -         | -                    |          | -                        | -        |
| Management Company Fee   | 319,830   | -                    |          | 319,830                  | -        |
| Nurse Services   | -         | -                    |          | -                        | -        |
| Food Service / School Lunch  | -         | -                    |          | -                        | -        |
| Payroll Services   | 12,827    | -                    |          | 12,827                   | -        |
| Special Ed Services  | -         | -                    |          | -                        | -        |
| Titlement Services (i.e. Title I)  | -         | -                    |          | -                        | -        |
| Other Purchased / Professional / Consulting  | 6,486     | -                    |          | 6,486                    | -        |
| TOTAL CONTRACTED SERVICES  | 339,143   | -                    |          | 339,143                  | -        |

**PROSPECT HEIGHTS**

n

|                                  |           |   |   |           |   |
|----------------------------------|-----------|---|---|-----------|---|
| <b>Total Revenue</b>             | 2,726,118 | - | - | 2,726,118 | - |
| <b>Total Expenses</b>            | 2,833,128 | - | - | 2,833,128 | - |
| <b>Net Income</b>                | (107,010) | - | - | (107,010) | - |
| <b>Actual Student Enrollment</b> | 587       | - | - | 587       | - |

|  |                             |                 |                                 |                       |                 |
|--|-----------------------------|-----------------|---------------------------------|-----------------------|-----------------|
| <p><b>*NOTE: Enrollment, Revenue and Expenditure Data IN the 'Total and Variance Analysis' Section is Based on LAST ACTUAL Quarter Completed</b></p> | <b>Quarter - 1/1 - 3/31</b> |                 | <b>4th Quarter - 4/1 - 6/30</b> |                       |                 |
|  | <b>Current Budget</b>       | <b>Variance</b> | <b>Actual</b>                   | <b>Current Budget</b> | <b>Variance</b> |

|  |                  |   |   |                  |   |
|--|------------------|---|---|------------------|---|
| <b>SCHOOL OPERATIONS</b>                                   |                  |   |   |                  |   |
| Board Expenses   | -                | - |   | -                | - |
| Classroom / Teaching Supplies & Materials                  | 77,064           | - |   | 77,064           | - |
| Special Ed Supplies & Materials                            | -                | - |   | -                | - |
| Textbooks / Workbooks                                      | -                | - |   | -                | - |
| Supplies & Materials other                                 | 52,911           | - |   | 52,911           | - |
| Equipment / Furniture                                      | 32,779           | - |   | 32,779           | - |
| Telephone  | -                | - |   | -                | - |
| Technology   | 51,525           | - |   | 51,525           | - |
| Student Testing & Assessment                               | 2,547            | - |   | 2,547            | - |
| Field Trips  | 21,144           | - |   | 21,144           | - |
| Transportation (student)                                   | 7,610            | - |   | 7,610            | - |
| Student Services - other                                   | 39,826           | - |   | 39,826           | - |
| Office Expense   | 70,615           | - |   | 70,615           | - |
| Staff Development  | 59,143           | - |   | 59,143           | - |
| Staff Recruitment  | 13,128           | - |   | 13,128           | - |
| Student Recruitment / Marketing                            | 27,327           | - |   | 27,327           | - |
| School Meals / Lunch                                       | 111,796          | - |   | 111,796          | - |
| Travel (Staff)   | 10,294           | - |   | 10,294           | - |
| Fundraising  | -                | - |   | -                | - |
| Other  | 1,808            | - |   | 1,808            | - |
| <b>TOTAL SCHOOL OPERATIONS</b>                             | 579,517          | - | - | 579,517          | - |
| <b>FACILITY OPERATION &amp; MAINTENANCE</b>                |                  |   |   |                  |   |
| Insurance  | 14,061           | - |   | 14,061           | - |
| Janitorial   | -                | - |   | -                | - |
| Building and Land Rent / Lease / Facility Finance Interest | -                | - |   | -                | - |
| Repairs & Maintenance                                      | 16,087           | - |   | 16,087           | - |
| Equipment / Furniture                                      | -                | - |   | -                | - |
| Security   | -                | - |   | -                | - |
| Utilities  | -                | - |   | -                | - |
| <b>TOTAL FACILITY OPERATION &amp; MAINTENANCE</b>          | 30,148           | - | - | 30,148           | - |
| <b>DEPRECIATION &amp; AMORTIZATION</b>                     | 233,609          | - |   | 233,609          | - |
| <b>RESERVES / CONTINGENCY</b>                              | -                | - |   | -                | - |
| <b>TOTAL EXPENSES</b>                                      | <b>2,833,128</b> | - | - | <b>2,833,128</b> | - |

| PROSPECT HEIGHTS   |                |                      |        |                          |          |
|--|----------------|----------------------|--------|--------------------------|----------|
| PROSPECT HEIGHTS   |                |                      |        |                          |          |
| n  |                |                      |        |                          |          |
| Total Revenue  | 2,726,118      | -                    | -      | 2,726,118                | -        |
| Total Expenses   | 2,833,128      | -                    | -      | 2,833,128                | -        |
| Net Income   | (107,010)      | -                    | -      | (107,010)                | -        |
| Actual Student Enrollment  | 587            | -                    | -      | 587                      | -        |
|  |                | Quarter - 1/1 - 3/31 |        | 4th Quarter - 4/1 - 6/30 |          |
| *NOTE: Enrollment, Revenue and Expenditure Data IN the 'Total and Variance Analysis' Section is Based on LAST ACTUAL Quarter Completed |                | Quarter - 1/1 - 3/31 |        |                          |          |
|  | Current Budget | Variance             | Actual | Current Budget           | Variance |
| NET INCOME   | (107,010)      | =                    | =      | (107,010)                | =        |

| <b>PROSPECT HEIGHTS</b>   |                |                 |                          |                |                 |
|---|----------------|-----------------|--------------------------|----------------|-----------------|
| <b>n</b>  |                |                 |                          |                |                 |
| <b>Total Revenue</b>  | 2,726,118      | -               | -                        | 2,726,118      | -               |
| <b>Total Expenses</b>   | 2,833,128      | -               | -                        | 2,833,128      | -               |
| <b>Net Income</b>   | (107,010)      | -               | -                        | (107,010)      | -               |
| <b>Actual Student Enrollment</b>  | 587            | -               | -                        | 587            | -               |
| Quarter - 1/1 - 3/31  |                |                 |                          |                |                 |
| Quarter - 1/1 - 3/31  |                |                 | 4th Quarter - 4/1 - 6/30 |                |                 |
| <b>*NOTE: Enrollment, Revenue and Expenditure Data IN the 'Total and Variance Analysis' Section is Based on LAST ACTUAL Quarter Completed</b> | <b>Current</b> |                 |                          |                |                 |
|   | <b>Budget</b>  | <b>Variance</b> | <b>Actual</b>            | <b>Current</b> | <b>Variance</b> |
| <b>ENROLLMENT - *School Districts Are Linked To Above Entries*</b>  |                |                 |                          |                |                 |
| NYC CHANCELLOR'S OFFICE   | 587            | -               | -                        | 587            | -               |
| -   | -              | -               | -                        | -              | -               |
| -   | -              | -               | -                        | -              | -               |
| -   | -              | -               | -                        | -              | -               |
| -   | -              | -               | -                        | -              | -               |
| -   | -              | -               | -                        | -              | -               |
| -   | -              | -               | -                        | -              | -               |
| -   | -              | -               | -                        | -              | -               |
| -   | -              | -               | -                        | -              | -               |
| -   | -              | -               | -                        | -              | -               |
| -   | -              | -               | -                        | -              | -               |
| -   | -              | -               | -                        | -              | -               |
| -   | -              | -               | -                        | -              | -               |
| -   | -              | -               | -                        | -              | -               |
| -   | -              | -               | -                        | -              | -               |
| -   | -              | -               | -                        | -              | -               |
| -   | -              | -               | -                        | -              | -               |
| -   | -              | -               | -                        | -              | -               |
| ALL OTHER School Districts: ( Count = 0 )   | -              | -               | -                        | -              | -               |
| <b>TOTAL ENROLLMENT</b>   | <b>587</b>     | <b>-</b>        | <b>-</b>                 | <b>587</b>     | <b>-</b>        |
| <b>REVENUE PER PUPIL</b>  | <b>4,643</b>   | <b>-</b>        | <b>-</b>                 | <b>4,643</b>   | <b>-</b>        |
| <b>EXPENSES PER PUPIL</b>   | <b>4,826</b>   | <b>-</b>        | <b>-</b>                 | <b>4,826</b>   | <b>-</b>        |

**SUCCESS ACADEMY CHARTER SCHOOL - PROSPECT**  
**Budget / Operating Plan**

**2017-18**

|                                  |   |   |   |                   |                     |   |   |                   |
|----------------------------------|---|---|---|-------------------|---------------------|---|---|-------------------|
| <b>Total Revenue</b>             | - | - | - | <b>10,904,472</b> | <b>(10,904,472)</b> | - | - | <b>10,904,472</b> |
| <b>Total Expenses</b>            | - | - | - | <b>11,332,512</b> | <b>11,332,512</b>   | - | - | <b>11,332,512</b> |
| <b>Net Income</b>                | - | - | - | <b>(428,040)</b>  | <b>428,040</b>      | - | - | <b>(428,040)</b>  |
| <b>Actual Student Enrollment</b> | - | - | - |                   |                     | - | - |                   |

**\*NOTE: Enrollment, Revenue and Expenditure Data IN the 'Total and Variance Analysis' Section is Based on LAST ACTUAL Quarter Completed**

**TOTALS AND VARIANCE ANALYSIS**

|   | <b>Actual</b> | <b>Current Budget (Current Quarter)</b> | <b>Actual vs. Current Budget</b> | <b>Current Budget - TY</b> | <b>Actual vs. Current Budget TY</b> | <b>Original Budget (Current Quarter)</b> | <b>Actual vs. Original Budget</b> | <b>Original Budget -</b> |
|---|---------------|---|----------------------------------|----------------------------|-------------------------------------|--|-----------------------------------|--------------------------|
| <b>REVENUE</b>  |               |   |                                  |                            |                                     |  |                                   |                          |
| <b>REVENUES FROM STATE SOURCES</b>                                  |               |   |                                  |                            |                                     |  |                                   |                          |
| Per Pupil Revenue   |               |   |                                  |                            |                                     |  |                                   |                          |
| <b>CY Per Pupil Rate</b>  |               |   |                                  |                            |                                     |  |                                   |                          |
| NYC CHANCELLOR'S OFFICE   | -             | -                                       | -                                | 8,528,802                  | (8,528,802)                         | -  | -                                 | 8,528,802                |
| -   | -             | -                                       | -                                | -                          | -                                   | -  | -                                 | -                        |
| -   | -             | -                                       | -                                | -                          | -                                   | -  | -                                 | -                        |
| -   | -             | -                                       | -                                | -                          | -                                   | -  | -                                 | -                        |
| -   | -             | -                                       | -                                | -                          | -                                   | -  | -                                 | -                        |
| -   | -             | -                                       | -                                | -                          | -                                   | -  | -                                 | -                        |
| -   | -             | -                                       | -                                | -                          | -                                   | -  | -                                 | -                        |
| -   | -             | -                                       | -                                | -                          | -                                   | -  | -                                 | -                        |
| -   | -             | -                                       | -                                | -                          | -                                   | -  | -                                 | -                        |
| -   | -             | -                                       | -                                | -                          | -                                   | -  | -                                 | -                        |
| -   | -             | -                                       | -                                | -                          | -                                   | -  | -                                 | -                        |
| -   | -             | -                                       | -                                | -                          | -                                   | -  | -                                 | -                        |
| -   | -             | -                                       | -                                | -                          | -                                   | -  | -                                 | -                        |
| -   | -             | -                                       | -                                | -                          | -                                   | -  | -                                 | -                        |
| -   | -             | -                                       | -                                | -                          | -                                   | -  | -                                 | -                        |
| -   | -             | -                                       | -                                | -                          | -                                   | -  | -                                 | -                        |
| ALL OTHER School Districts: ( Count = 0 )                           | -             | -                                       | -                                | -                          | -                                   | -  | -                                 | -                        |
| <b>TOTAL Per Pupil Revenue (Weighted Average Per Pupil Funding)</b> | -             | -                                       | -                                | <b>8,528,802</b>           | <b>(8,528,802)</b>                  | -  | -                                 | <b>8,528,802</b>         |
| Special Education Revenue   | -             | -                                       | -                                | 1,380,175                  | (1,380,175)                         | -  | -                                 | 1,380,175                |
| Grants  |               |   |                                  |                            |                                     |  |                                   |                          |
| Stimulus  | -             | -                                       | -                                | -                          | -                                   | -  | -                                 | -                        |
| DYCD (Department of Youth and Community Development)                | -             | -                                       | -                                | -                          | -                                   | -  | -                                 | -                        |
| Other   | -             | -                                       | -                                | 202,550                    | (202,550)                           | -  | -                                 | 202,550                  |
| NYC DoE Rental Assistance   | -             | -                                       | -                                | -                          | -                                   | -  | -                                 | -                        |
| Other   | -             | -                                       | -                                | -                          | -                                   | -  | -                                 | -                        |
| <b>TOTAL REVENUE FROM STATE SOURCES</b>                             | -             | -                                       | -                                | <b>10,111,526</b>          | <b>(10,111,526)</b>                 | -  | -                                 | <b>10,111,526</b>        |
| <b>REVENUE FROM FEDERAL FUNDING</b>                                 |               |   |                                  |                            |                                     |  |                                   |                          |
| IDEA Special Needs  | -             | -                                       | -                                | 55,603                     | (55,603)                            | -  | -                                 | 55,603                   |
| Title I   | -             | -                                       | -                                | 205,713                    | (205,713)                           | -  | -                                 | 205,713                  |
| Title Funding - Other   | -             | -                                       | -                                | 10,943                     | (10,943)                            | -  | -                                 | 10,943                   |
| School Food Service (Free Lunch)                                    | -             | -                                       | -                                | -                          | -                                   | -  | -                                 | -                        |
| Grants  |               |   |                                  |                            |                                     |  |                                   |                          |
| Charter School Program (CSP) Planning & Implementation              | -             | -                                       | -                                | 337,500                    | (337,500)                           | -  | -                                 | 337,500                  |
| Other   | -             | -                                       | -                                | -                          | -                                   | -  | -                                 | -                        |

**SUCCESS ACADEMY CHARTER SCHOOL - PROSPECT**  
**Budget / Operating Plan**

**2017-18**

|                                  |   |   |   |            |              |   |   |            |
|----------------------------------|---|---|---|------------|--------------|---|---|------------|
| <b>Total Revenue</b>             | - | - | - | 10,904,472 | (10,904,472) | - | - | 10,904,472 |
| <b>Total Expenses</b>            | - | - | - | 11,332,512 | 11,332,512   | - | - | 11,332,512 |
| <b>Net Income</b>                | - | - | - | (428,040)  | 428,040      | - | - | (428,040)  |
| <b>Actual Student Enrollment</b> | - | - | - |            |              | - | - |            |

**\*NOTE: Enrollment, Revenue and Expenditure Data IN the 'Total and Variance Analysis' Section is Based on LAST ACTUAL Quarter Completed**

**TOTALS AND VARIANCE ANALYSIS**

|  | <b>Actual</b> | <b>Current Budget (Current Quarter)</b> | <b>Actual vs. Current Budget</b> | <b>Current Budget - TY</b> | <b>Actual vs. Current Budget TY</b> | <b>Original Budget (Current Quarter)</b> | <b>Actual vs. Original Budget</b> | <b>Original Budget -</b> |
|--|---------------|---|----------------------------------|----------------------------|-------------------------------------|--|-----------------------------------|--------------------------|
| Other                                      | -             | -                                       | -                                | -                          | -                                   | -  | -                                 |                          |
| TOTAL REVENUE FROM FEDERAL SOURCES         | -             | -                                       | -                                | 609,759                    | (609,759)                           | -  | -                                 | 609,759                  |
| <b>LOCAL and OTHER REVENUE</b>             |               |   |                                  |                            |                                     |  |                                   |                          |
| Contributions and Donations                | -             | -                                       | -                                | -                          | -                                   | -  | -                                 |                          |
| Fundraising                                | -             | -                                       | -                                | -                          | -                                   | -  | -                                 |                          |
| Erate Reimbursement                        | -             | -                                       | -                                | 59,454                     | (59,454)                            | -  | -                                 | 59,454                   |
| Earnings on Investments                    | -             | -                                       | -                                | -                          | -                                   | -  | -                                 |                          |
| Interest Income                            | -             | -                                       | -                                | -                          | -                                   | -  | -                                 |                          |
| Food Service (Income from meals)           | -             | -                                       | -                                | -                          | -                                   | -  | -                                 |                          |
| Text Book                                  | -             | -                                       | -                                | -                          | -                                   | -  | -                                 |                          |
| OTHER                                      | -             | -                                       | -                                | 123,733                    | (123,733)                           | -  | -                                 | 123,733                  |
| TOTAL REVENUE FROM LOCAL and OTHER SOURCES | -             | -                                       | -                                | 183,187                    | (183,187)                           | -  | -                                 | 183,187                  |
| <b>TOTAL REVENUE</b>                       | -             | -                                       | -                                | <b>10,904,472</b>          | <b>(10,904,472)</b>                 | -  | -                                 | <b>10,904,472</b>        |

**SUCCESS ACADEMY CHARTER SCHOOL - PROSPECT**

**Budget / Operating Plan**

**2017-18**

|                                  |   |   |   |            |              |   |   |            |
|----------------------------------|---|---|---|------------|--------------|---|---|------------|
| <b>Total Revenue</b>             | - | - | - | 10,904,472 | (10,904,472) | - | - | 10,904,472 |
| <b>Total Expenses</b>            | - | - | - | 11,332,512 | 11,332,512   | - | - | 11,332,512 |
| <b>Net Income</b>                | - | - | - | (428,040)  | 428,040      | - | - | (428,040)  |
| <b>Actual Student Enrollment</b> | - | - | - |            |              | - | - |            |

**\*NOTE: Enrollment, Revenue and Expenditure Data IN the 'Total and Variance Analysis' Section is Based on LAST ACTUAL Quarter Completed**

**TOTALS AND VARIANCE ANALYSIS**

| <b>Actual</b> | <b>Current Budget (Current Quarter)</b> | <b>Actual vs. Current Budget</b> | <b>Current Budget - TY</b> | <b>Actual vs. Current Budget TY</b> | <b>Original Budget (Current Quarter)</b> | <b>Actual vs. Original Budget</b> | <b>Original Budget -</b> |
|---------------|---|----------------------------------|----------------------------|-------------------------------------|--|-----------------------------------|--------------------------|
|---------------|---|----------------------------------|----------------------------|-------------------------------------|--|-----------------------------------|--------------------------|

| <b>EXPENSES</b>                             | <b>Quarter 0<br/>No. of Positions</b> | <b>Actual</b> | <b>Current Budget (Current Quarter)</b> | <b>Actual vs. Current Budget</b> | <b>Current Budget - TY</b> | <b>Actual vs. Current Budget TY</b> | <b>Original Budget (Current Quarter)</b> | <b>Actual vs. Original Budget</b> | <b>Original Budget -</b> |
|---|---------------------------------------|---------------|---|----------------------------------|----------------------------|-------------------------------------|--|-----------------------------------|--------------------------|
| <b>ADMINISTRATIVE STAFF PERSONNEL COSTS</b> |                                       |               |   |                                  |                            |                                     |  |                                   |                          |
| Executive Management                        | -                                     | -             | -                                       | -                                | -                          | -                                   | -  | -                                 | -                        |
| Instructional Management                    | -                                     | -             | -                                       | 770,000                          | 770,000                    | -                                   | -  | 770,000                           | -                        |
| Deans, Directors & Coordinators             | -                                     | -             | -                                       | 250,000                          | 250,000                    | -                                   | -  | 250,000                           | -                        |
| CFO / Director of Finance                   | -                                     | -             | -                                       | -                                | -                          | -                                   | -  | -                                 | -                        |
| Operation / Business Manager                | -                                     | -             | -                                       | 460,000                          | 460,000                    | -                                   | -  | 460,000                           | -                        |
| Administrative Staff                        | -                                     | -             | -                                       | -                                | -                          | -                                   | -  | -                                 | -                        |
| <b>TOTAL ADMINISTRATIVE STAFF</b>           | -                                     | -             | -                                       | 1,480,000                        | 1,480,000                  | -                                   | -  | 1,480,000                         | -                        |
| <b>INSTRUCTIONAL PERSONNEL COSTS</b>        |                                       |               |   |                                  |                            |                                     |  |                                   |                          |
| Teachers - Regular                          | -                                     | -             | -                                       | 1,507,968                        | 1,507,968                  | -                                   | -  | 1,507,968                         | -                        |
| Teachers - SPED                             | -                                     | -             | -                                       | 1,165,248                        | 1,165,248                  | -                                   | -  | 1,165,248                         | -                        |
| Substitute Teachers                         | -                                     | -             | -                                       | -                                | -                          | -                                   | -  | -                                 | -                        |
| Teaching Assistants                         | -                                     | -             | -                                       | 368,852                          | 368,852                    | -                                   | -  | 368,852                           | -                        |
| Specialty Teachers                          | -                                     | -             | -                                       | 751,842                          | 751,842                    | -                                   | -  | 751,842                           | -                        |
| Aides                                       | -                                     | -             | -                                       | -                                | -                          | -                                   | -  | -                                 | -                        |
| Therapists & Counselors                     | -                                     | -             | -                                       | 130,000                          | 130,000                    | -                                   | -  | 130,000                           | -                        |
| Other                                       | -                                     | -             | -                                       | -                                | -                          | -                                   | -  | -                                 | -                        |
| <b>TOTAL INSTRUCTIONAL</b>                  | -                                     | -             | -                                       | 3,923,910                        | 3,923,910                  | -                                   | -  | 3,923,910                         | -                        |
| <b>NON-INSTRUCTIONAL PERSONNEL COSTS</b>    |                                       |               |   |                                  |                            |                                     |  |                                   |                          |
| Nurse                                       | -                                     | -             | -                                       | -                                | -                          | -                                   | -  | -                                 | -                        |
| Librarian                                   | -                                     | -             | -                                       | -                                | -                          | -                                   | -  | -                                 | -                        |
| Custodian                                   | -                                     | -             | -                                       | -                                | -                          | -                                   | -  | -                                 | -                        |
| Security                                    | -                                     | -             | -                                       | -                                | -                          | -                                   | -  | -                                 | -                        |
| Other                                       | -                                     | -             | -                                       | -                                | -                          | -                                   | -  | -                                 | -                        |
| <b>TOTAL NON-INSTRUCTIONAL</b>              | -                                     | -             | -                                       | -                                | -                          | -                                   | -  | -                                 | -                        |
| <b>SUBTOTAL PERSONNEL SERVICE COSTS</b>     | -                                     | -             | -                                       | 5,403,910                        | 5,403,910                  | -                                   | -  | 5,403,910                         | -                        |
| <b>PAYROLL TAXES AND BENEFITS</b>           |                                       |               |   |                                  |                            |                                     |  |                                   |                          |
| Payroll Taxes                               |                                       | -             | -                                       | -                                | 475,428                    | 475,428                             | -  | -                                 | 475,428                  |
| Fringe / Employee Benefits                  |                                       | -             | -                                       | -                                | 561,394                    | 561,394                             | -  | -                                 | 561,394                  |
| Retirement / Pension                        |                                       | -             | -                                       | -                                | 162,117                    | 162,117                             | -  | -                                 | 162,117                  |
| <b>TOTAL PAYROLL TAXES AND BENEFITS</b>     |                                       | -             | -                                       | -                                | 1,198,940                  | 1,198,940                           | -  | -                                 | 1,198,940                |
| <b>TOTAL PERSONNEL SERVICE COSTS</b>        | -                                     | -             | -                                       | -                                | 6,602,850                  | 6,602,850                           | -  | -                                 | 6,602,850                |

**SUCCESS ACADEMY CHARTER SCHOOL - PROSPEC**

**Budget / Operating Plan**

**2017-18**

|                                  |   |   |   |            |              |   |   |            |
|----------------------------------|---|---|---|------------|--------------|---|---|------------|
| <b>Total Revenue</b>             | - | - | - | 10,904,472 | (10,904,472) | - | - | 10,904,472 |
| <b>Total Expenses</b>            | - | - | - | 11,332,512 | 11,332,512   | - | - | 11,332,512 |
| <b>Net Income</b>                | - | - | - | (428,040)  | 428,040      | - | - | (428,040)  |
| <b>Actual Student Enrollment</b> | - | - | - |            |              | - | - |            |

**TOTALS AND VARIANCE ANALYSIS**

**\*NOTE: Enrollment, Revenue and Expenditure Data IN the 'Total and Variance Analysis' Section is Based on LAST ACTUAL Quarter Completed**

|   | <b>Actual</b> | <b>Current Budget (Current Quarter)</b> | <b>Actual vs. Current Budget</b> | <b>Current Budget - TY</b> | <b>Actual vs. Current Budget TY</b> | <b>Original Budget (Current Quarter)</b> | <b>Actual vs. Original Budget</b> | <b>Original Budget -</b> |
|---|---------------|---|----------------------------------|----------------------------|-------------------------------------|--|-----------------------------------|--------------------------|
| <b>CONTRACTED SERVICES</b>                  |               |   |                                  |                            |                                     |  |                                   |                          |
| Accounting / Audit                          | -             | -                                       | -                                | -                          | -                                   | -  | -                                 |                          |
| Legal                                       | -             | -                                       | -                                | -                          | -                                   | -  | -                                 |                          |
| Management Company Fee                      | -             | -                                       | -                                | 1,279,320                  | 1,279,320                           | -  | -                                 | 1,279,320                |
| Nurse Services                              | -             | -                                       | -                                | -                          | -                                   | -  | -                                 |                          |
| Food Service / School Lunch                 | -             | -                                       | -                                | -                          | -                                   | -  | -                                 |                          |
| Payroll Services                            | -             | -                                       | -                                | 51,308                     | 51,308                              | -  | -                                 | 51,308                   |
| Special Ed Services                         | -             | -                                       | -                                | -                          | -                                   | -  | -                                 |                          |
| Titlement Services (i.e. Title I)           | -             | -                                       | -                                | -                          | -                                   | -  | -                                 |                          |
| Other Purchased / Professional / Consulting | -             | -                                       | -                                | 25,942                     | 25,942                              | -  | -                                 | 25,942                   |
| <b>TOTAL CONTRACTED SERVICES</b>            | -             | -                                       | -                                | 1,356,570                  | 1,356,570                           | -  | -                                 | 1,356,570                |

**SUCCESS ACADEMY CHARTER SCHOOL - PROSPECT**

**Budget / Operating Plan**

**2017-18**

|                                  |   |   |   |            |              |   |   |            |
|----------------------------------|---|---|---|------------|--------------|---|---|------------|
| <b>Total Revenue</b>             | - | - | - | 10,904,472 | (10,904,472) | - | - | 10,904,472 |
| <b>Total Expenses</b>            | - | - | - | 11,332,512 | 11,332,512   | - | - | 11,332,512 |
| <b>Net Income</b>                | - | - | - | (428,040)  | 428,040      | - | - | (428,040)  |
| <b>Actual Student Enrollment</b> | - | - | - |            |              | - | - |            |

**TOTALS AND VARIANCE ANALYSIS**

**\*NOTE: Enrollment, Revenue and Expenditure Data IN the 'Total and Variance Analysis' Section is Based on LAST ACTUAL Quarter Completed**

|  | <b>Actual</b> | <b>Current Budget (Current Quarter)</b> | <b>Actual vs. Current Budget</b> | <b>Current Budget - TY</b> | <b>Actual vs. Current Budget TY</b> | <b>Original Budget (Current Quarter)</b> | <b>Actual vs. Original Budget</b> | <b>Original Budget -</b> |
|--|---------------|---|----------------------------------|----------------------------|-------------------------------------|--|-----------------------------------|--------------------------|
| <b>SCHOOL OPERATIONS</b>                                   |               |   |                                  |                            |                                     |  |                                   |                          |
| Board Expenses   | -             | -                                       | -                                | -                          | -                                   | -  | -                                 |                          |
| Classroom / Teaching Supplies & Materials                  | -             | -                                       | -                                | 308,256                    | 308,256                             | -  | -                                 | 308,256                  |
| Special Ed Supplies & Materials                            | -             | -                                       | -                                | -                          | -                                   | -  | -                                 |                          |
| Textbooks / Workbooks                                      | -             | -                                       | -                                | -                          | -                                   | -  | -                                 |                          |
| Supplies & Materials other                                 | -             | -                                       | -                                | 211,642                    | 211,642                             | -  | -                                 | 211,642                  |
| Equipment / Furniture                                      | -             | -                                       | -                                | 131,117                    | 131,117                             | -  | -                                 | 131,117                  |
| Telephone  | -             | -                                       | -                                | -                          | -                                   | -  | -                                 |                          |
| Technology   | -             | -                                       | -                                | 206,100                    | 206,100                             | -  | -                                 | 206,100                  |
| Student Testing & Assessment                               | -             | -                                       | -                                | 10,188                     | 10,188                              | -  | -                                 | 10,188                   |
| Field Trips  | -             | -                                       | -                                | 84,575                     | 84,575                              | -  | -                                 | 84,575                   |
| Transportation (student)                                   | -             | -                                       | -                                | 30,442                     | 30,442                              | -  | -                                 | 30,442                   |
| Student Services - other                                   | -             | -                                       | -                                | 159,303                    | 159,303                             | -  | -                                 | 159,303                  |
| Office Expense   | -             | -                                       | -                                | 282,458                    | 282,458                             | -  | -                                 | 282,458                  |
| Staff Development  | -             | -                                       | -                                | 236,572                    | 236,572                             | -  | -                                 | 236,572                  |
| Staff Recruitment  | -             | -                                       | -                                | 52,513                     | 52,513                              | -  | -                                 | 52,513                   |
| Student Recruitment / Marketing                            | -             | -                                       | -                                | 109,308                    | 109,308                             | -  | -                                 | 109,308                  |
| School Meals / Lunch                                       | -             | -                                       | -                                | 447,185                    | 447,185                             | -  | -                                 | 447,185                  |
| Travel (Staff)   | -             | -                                       | -                                | 41,175                     | 41,175                              | -  | -                                 | 41,175                   |
| Fundraising  | -             | -                                       | -                                | -                          | -                                   | -  | -                                 |                          |
| Other  | -             | -                                       | -                                | 7,233                      | 7,233                               | -  | -                                 | 7,233                    |
| <b>TOTAL SCHOOL OPERATIONS</b>                             | -             | -                                       | -                                | 2,318,066                  | 2,318,066                           | -  | -                                 | 2,318,066                |
| <b>FACILITY OPERATION &amp; MAINTENANCE</b>                |               |   |                                  |                            |                                     |  |                                   |                          |
| Insurance  | -             | -                                       | -                                | 56,245                     | 56,245                              | -  | -                                 | 56,245                   |
| Janitorial   | -             | -                                       | -                                | -                          | -                                   | -  | -                                 |                          |
| Building and Land Rent / Lease / Facility Finance Interest | -             | -                                       | -                                | -                          | -                                   | -  | -                                 |                          |
| Repairs & Maintenance                                      | -             | -                                       | -                                | 64,346                     | 64,346                              | -  | -                                 | 64,346                   |
| Equipment / Furniture                                      | -             | -                                       | -                                | -                          | -                                   | -  | -                                 |                          |
| Security   | -             | -                                       | -                                | -                          | -                                   | -  | -                                 |                          |
| Utilities  | -             | -                                       | -                                | -                          | -                                   | -  | -                                 |                          |
| <b>TOTAL FACILITY OPERATION &amp; MAINTENANCE</b>          | -             | -                                       | -                                | 120,591                    | 120,591                             | -  | -                                 | 120,591                  |
| <b>DEPRECIATION &amp; AMORTIZATION</b>                     | -             | -                                       | -                                | 934,434                    | 934,434                             | -  | -                                 | 934,434                  |
| <b>RESERVES / CONTINGENCY</b>                              | -             | -                                       | -                                | -                          | -                                   | -  | -                                 |                          |
| <b>TOTAL EXPENSES</b>                                      | -             | -                                       | -                                | 11,332,512                 | 11,332,512                          | -  | -                                 | 11,332,512               |

**SUCCESS ACADEMY CHARTER SCHOOL - PROSPECT**  
**Budget / Operating Plan**

**2017-18**

|                                  |   |   |   |            |              |   |   |            |
|----------------------------------|---|---|---|------------|--------------|---|---|------------|
| <b>Total Revenue</b>             | - | - | - | 10,904,472 | (10,904,472) | - | - | 10,904,472 |
| <b>Total Expenses</b>            | - | - | - | 11,332,512 | 11,332,512   | - | - | 11,332,512 |
| <b>Net Income</b>                | - | - | - | (428,040)  | 428,040      | - | - | (428,040)  |
| <b>Actual Student Enrollment</b> | - | - | - |            |              | - | - |            |

**TOTALS AND VARIANCE ANALYSIS**

|  |               |                          |                                  |                            |                                     |  |                                   |                          |
|--|---------------|--------------------------|----------------------------------|----------------------------|-------------------------------------|--|-----------------------------------|--------------------------|
| *NOTE: Enrollment, Revenue and Expenditure Data IN the 'Total and Variance Analysis' Section is Based on LAST ACTUAL Quarter Completed |               | <b>Current Budget</b>    | <b>Actual vs. Current Budget</b> | <b>Current Budget - TY</b> | <b>Actual vs. Current Budget TY</b> | <b>Original Budget (Current Quarter)</b> | <b>Actual vs. Original Budget</b> | <b>Original Budget -</b> |
|  | <b>Actual</b> | <b>(Current Quarter)</b> | <b>Current Budget</b>            |                            |                                     |  |                                   |                          |
| <b>NET INCOME</b>  | -             | -                        | -                                | (428,040)                  | 428,040                             | -  | -                                 | (428,040)                |

**SUCCESS ACADEMY BUDGET OPERATING PLAN PROSPECTIVE**  
**Budget 2017-18**

|                                  |                |   |   |            |              |   |   |            |
|----------------------------------|----------------|---|---|------------|--------------|---|---|------------|
|                                  | <b>2017-18</b> |   |   |            |              |   |   |            |
| <b>Total Revenue</b>             | -              | - | - | 10,904,472 | (10,904,472) | - | - | 10,904,472 |
| <b>Total Expenses</b>            | -              | - | - | 11,332,512 | 11,332,512   | - | - | 11,332,512 |
| <b>Net Income</b>                | -              | - | - | (428,040)  | 428,040      | - | - | (428,040)  |
| <b>Actual Student Enrollment</b> | -              | - | - |            |              | - | - |            |

**TOTALS AND VARIANCE ANALYSIS**

|   |                                     |                |               |                    |                  |                 |               |                 |
|---|-------------------------------------|----------------|---------------|--------------------|------------------|-----------------|---------------|-----------------|
| <b>*NOTE: Enrollment, Revenue and Expenditure Data IN the 'Total and Variance Analysis' Section is Based on LAST ACTUAL Quarter Completed</b> | <b>TOTALS AND VARIANCE ANALYSIS</b> |                |               |                    |                  |                 |               |                 |
|   |                                     | <b>Current</b> | <b>Actual</b> |                    | <b>Actual</b>    | <b>Original</b> | <b>Actual</b> |                 |
|   | <b>Actual</b>                       | <b>Budget</b>  | <b>vs.</b>    | <b>Current</b>     | <b>vs.</b>       | <b>Budget</b>   | <b>vs.</b>    | <b>Original</b> |
|   | <b>(Current</b>                     | <b>Current</b> |               | <b>Current</b>     | <b>(Current</b>  | <b>Original</b> |               | <b>Budget -</b> |
|   | <b>Quarter)</b>                     | <b>Budget</b>  |               | <b>Budget - TY</b> | <b>Budget TY</b> | <b>Quarter)</b> |               | <b>Budget -</b> |

|  |   |   |   |  |  |   |   |  |
|--|---|---|---|--|--|---|---|--|
| <b>ENROLLMENT - *School Districts Are Linked To Above Entries*</b> | <b>* Enrollment Data Based on Last Actual Quarter Completed</b> |   |   |  |  |   |   |  |
| NYC CHANCELLOR'S OFFICE  | -   | - | - |  |  | - | - |  |
| -  | -   | - | - |  |  | - | - |  |
| -  | -   | - | - |  |  | - | - |  |
| -  | -   | - | - |  |  | - | - |  |
| -  | -   | - | - |  |  | - | - |  |
| -  | -   | - | - |  |  | - | - |  |
| -  | -   | - | - |  |  | - | - |  |
| -  | -   | - | - |  |  | - | - |  |
| -  | -   | - | - |  |  | - | - |  |
| -  | -   | - | - |  |  | - | - |  |
| -  | -   | - | - |  |  | - | - |  |
| -  | -   | - | - |  |  | - | - |  |
| -  | -   | - | - |  |  | - | - |  |
| -  | -   | - | - |  |  | - | - |  |
| -  | -   | - | - |  |  | - | - |  |
| -  | -   | - | - |  |  | - | - |  |
| -  | -   | - | - |  |  | - | - |  |
| -  | -   | - | - |  |  | - | - |  |
| -  | -   | - | - |  |  | - | - |  |
| ALL OTHER School Districts: ( Count = 0 )                          | -   | - | - |  |  | - | - |  |
| <b>TOTAL ENROLLMENT</b>  | -   | - | - |  |  | - | - |  |
| <b>REVENUE PER PUPIL</b>   | -   | - | - |  |  | - | - |  |
| <b>EXPENSES PER PUPIL</b>  | -   | - | - |  |  | - | - |  |

**IEIGHTS**

|   |                          |                                      |  |                                |
|---|--------------------------|--------------------------------------|--|--------------------------------|
| <b>Total Revenue</b>  |                          | <b>(10,904,472)</b>                  | -  | -                              |
| <b>Total Expenses</b>   |                          | <b>11,332,512</b>                    | -  | -                              |
| <b>Net Income</b>   |                          | <b>428,040</b>                       | -  | -                              |
| <b>Actual Student Enrollment</b>  |                          |                                      | -  |                                |
|   |                          |                                      |  |                                |
| <b>*NOTE: Enrollment, Revenue and Expenditure Data IN the 'Total and Variance Analysis' Section is Based on LAST ACTUAL Quarter Completed</b> |                          | <b>Actual vs. Original Budget TY</b> | <b>PY Actual (PY TY / No. of COMPLETED Actual CY</b> | <b>Actual CY vs. Actual PY</b> |
| <b>REVENUE</b>  |                          |                                      |  |                                |
| <b>REVENUES FROM STATE SOURCES</b>  |                          |                                      |  |                                |
| Per Pupil Revenue   | <b>CY Per Pupil Rate</b> |                                      |  |                                |
| NYC CHANCELLOR'S OFFICE   | 14,527                   | (8,528,802)                          | -  | -                              |
| -   | -                        | -                                    | -  | -                              |
| -   | -                        | -                                    | -  | -                              |
| -   | -                        | -                                    | -  | -                              |
| -   | -                        | -                                    | -  | -                              |
| -   | -                        | -                                    | -  | -                              |
| -   | -                        | -                                    | -  | -                              |
| -   | -                        | -                                    | -  | -                              |
| -   | -                        | -                                    | -  | -                              |
| -   | -                        | -                                    | -  | -                              |
| -   | -                        | -                                    | -  | -                              |
| -   | -                        | -                                    | -  | -                              |
| -   | -                        | -                                    | -  | -                              |
| -   | -                        | -                                    | -  | -                              |
| -   | -                        | -                                    | -  | -                              |
| -   | -                        | -                                    | -  | -                              |
| -   | -                        | -                                    | -  | -                              |
| -   | -                        | -                                    | -  | -                              |
| ALL OTHER School Districts: ( Count = 0 )   | -                        | -                                    | -  | -                              |
| TOTAL Per Pupil Revenue (Weighted Average Per Pupil Funding)  | 14,527                   | (8,528,802)                          | -  | -                              |
| Special Education Revenue   |                          | (1,380,175)                          | -  | -                              |
| Grants  |                          |                                      |  |                                |
| Stimulus  |                          | -                                    | -  | -                              |
| DYCD (Department of Youth and Community Development)  |                          | -                                    | -  | -                              |
| Other   |                          | (202,550)                            | -  | -                              |
| NYC DoE Rental Assistance   |                          | -                                    | -  | -                              |
| Other   |                          | -                                    | -  | -                              |
| <b>TOTAL REVENUE FROM STATE SOURCES</b>   |                          | <b>(10,111,526)</b>                  | -  | -                              |
| <b>REVENUE FROM FEDERAL FUNDING</b>   |                          |                                      |  |                                |
| IDEA Special Needs  |                          | (55,603)                             | -  | -                              |
| Title I   |                          | (205,713)                            | -  | -                              |
| Title Funding - Other   |                          | (10,943)                             | -  | -                              |
| School Food Service (Free Lunch)  |                          | -                                    | -  | -                              |
| Grants  |                          |                                      |  |                                |
| Charter School Program (CSP) Planning & Implementation  |                          | (337,500)                            | -  | -                              |
| Other   |                          | -                                    | -  | -                              |

**IEIGHTS**

|  |                                      |  |                                |
|--|--------------------------------------|--|--------------------------------|
| <b>Total Revenue</b>   | <b>(10,904,472)</b>                  | -  | -                              |
| <b>Total Expenses</b>  | <b>11,332,512</b>                    | -  | -                              |
| <b>Net Income</b>  | <b>428,040</b>                       | -  | -                              |
| <b>Actual Student Enrollment</b>   |                                      | -  |                                |
| <p><b>*NOTE: Enrollment, Revenue and Expenditure Data IN the 'Total and Variance Analysis' Section is Based on LAST ACTUAL Quarter Completed</b></p> |                                      |  |                                |
|  | <b>Actual vs. Original Budget TY</b> | <b>PY Actual (PY TY / No. of COMPLETED Actual CY</b> | <b>Actual CY vs. Actual PY</b> |
| Other  | -                                    | -  | -                              |
| TOTAL REVENUE FROM FEDERAL SOURCES   | (609,759)                            | -  | -                              |
| <b>LOCAL and OTHER REVENUE</b>   |                                      |  |                                |
| Contributions and Donations  | -                                    | -  | -                              |
| Fundraising  | -                                    | -  | -                              |
| Erate Reimbursement  | (59,454)                             | -  | -                              |
| Earnings on Investments  | -                                    | -  | -                              |
| Interest Income  | -                                    | -  | -                              |
| Food Service (Income from meals)   | -                                    | -  | -                              |
| Text Book  | -                                    | -  | -                              |
| OTHER  | (123,733)                            | -  | -                              |
| TOTAL REVENUE FROM LOCAL and OTHER SOURCES   | (183,187)                            | -  | -                              |
| <b>TOTAL REVENUE</b>   | <b>(10,904,472)</b>                  | -  | -                              |

**IEIGHTS**

|  |                                      |  |                                |
|--|--------------------------------------|--|--------------------------------|
| <b>Total Revenue</b>   | <b>(10,904,472)</b>                  | -  | -                              |
| <b>Total Expenses</b>  | <b>11,332,512</b>                    | -  | -                              |
| <b>Net Income</b>  | <b>428,040</b>                       | -  | -                              |
| <b>Actual Student Enrollment</b>   |                                      | -  | -                              |
| <p><b>*NOTE: Enrollment, Revenue and Expenditure Data IN the 'Total and Variance Analysis' Section is Based on LAST ACTUAL Quarter Completed</b></p> |                                      |  |                                |
|  | <b>Actual vs. Original Budget TY</b> | <b>PY Actual (PY TY / No. of COMPLETED Actual CY</b> | <b>Actual CY vs. Actual PY</b> |

| <b>EXPENSES</b>                             | Quarter 0<br>No. of Positions |                  |   |   |
|---|-------------------------------|------------------|---|---|
| <b>ADMINISTRATIVE STAFF PERSONNEL COSTS</b> |                               |                  |   |   |
| Executive Management                        | -                             | -                | - | - |
| Instructional Management                    | -                             | 770,000          | - | - |
| Deans, Directors & Coordinators             | -                             | 250,000          | - | - |
| CFO / Director of Finance                   | -                             | -                | - | - |
| Operation / Business Manager                | -                             | 460,000          | - | - |
| Administrative Staff                        | -                             | -                | - | - |
| <b>TOTAL ADMINISTRATIVE STAFF</b>           | -                             | <b>1,480,000</b> | - | - |
| <b>INSTRUCTIONAL PERSONNEL COSTS</b>        |                               |                  |   |   |
| Teachers - Regular                          | -                             | 1,507,968        | - | - |
| Teachers - SPED                             | -                             | 1,165,248        | - | - |
| Substitute Teachers                         | -                             | -                | - | - |
| Teaching Assistants                         | -                             | 368,852          | - | - |
| Specialty Teachers                          | -                             | 751,842          | - | - |
| Aides                                       | -                             | -                | - | - |
| Therapists & Counselors                     | -                             | 130,000          | - | - |
| Other                                       | -                             | -                | - | - |
| <b>TOTAL INSTRUCTIONAL</b>                  | -                             | <b>3,923,910</b> | - | - |
| <b>NON-INSTRUCTIONAL PERSONNEL COSTS</b>    |                               |                  |   |   |
| Nurse                                       | -                             | -                | - | - |
| Librarian                                   | -                             | -                | - | - |
| Custodian                                   | -                             | -                | - | - |
| Security                                    | -                             | -                | - | - |
| Other                                       | -                             | -                | - | - |
| <b>TOTAL NON-INSTRUCTIONAL</b>              | -                             | -                | - | - |
| <b>SUBTOTAL PERSONNEL SERVICE COSTS</b>     | -                             | <b>5,403,910</b> | - | - |
| <b>PAYROLL TAXES AND BENEFITS</b>           |                               |                  |   |   |
| Payroll Taxes                               |                               | 475,428          | - | - |
| Fringe / Employee Benefits                  |                               | 561,394          | - | - |
| Retirement / Pension                        |                               | 162,117          | - | - |
| <b>TOTAL PAYROLL TAXES AND BENEFITS</b>     |                               | <b>1,198,940</b> | - | - |
| <b>TOTAL PERSONNEL SERVICE COSTS</b>        | -                             | <b>6,602,850</b> | - | - |

**IEIGHTS**

|   |  |  |  |
|---|--|--|--|
| <b>Total Revenue</b>  | <b>(10,904,472)</b>                                  | -  | -                                      |
| <b>Total Expenses</b>   | <b>11,332,512</b>                                    | -  | -                                      |
| <b>Net Income</b>   | <b>428,040</b>                                       | -  | -                                      |
| <b>Actual Student Enrollment</b>  |  | -  |  |
| <b>*NOTE: Enrollment, Revenue and Expenditure Data IN the 'Total and Variance Analysis' Section is Based on LAST ACTUAL Quarter Completed</b> |  |  |  |
|   | <b>Actual<br/>IEIGHTS<br/>Original<br/>Budget TY</b> | <b>PY Actual (PY TY<br/>/ No. of<br/>COMPLETED<br/>Actual CY</b> | <b>Actual CY<br/>vs.<br/>Actual PY</b> |
| <b>CONTRACTED SERVICES</b>  |  |  |  |
| Accounting / Audit  | -  | -  | -                                      |
| Legal   | -  | -  | -                                      |
| Management Company Fee  | 1,279,320  | -  | -                                      |
| Nurse Services  | -  | -  | -                                      |
| Food Service / School Lunch   | -  | -  | -                                      |
| Payroll Services  | 51,308   | -  | -                                      |
| Special Ed Services   | -  | -  | -                                      |
| Titlement Services (i.e. Title I)   | -  | -  | -                                      |
| Other Purchased / Professional / Consulting   | 25,942   | -  | -                                      |
| <b>TOTAL CONTRACTED SERVICES</b>  | <b>1,356,570</b>                                     | -  | -                                      |

**IEIGHTS**

|  |                                      |  |                                |
|--|--------------------------------------|--|--------------------------------|
| <b>Total Revenue</b>   | <b>(10,904,472)</b>                  | -  | -                              |
| <b>Total Expenses</b>  | <b>11,332,512</b>                    | -  | -                              |
| <b>Net Income</b>  | <b>428,040</b>                       | -  | -                              |
| <b>Actual Student Enrollment</b>   |                                      | -  |                                |
| <p><b>*NOTE: Enrollment, Revenue and Expenditure Data IN the 'Total and Variance Analysis' Section is Based on LAST ACTUAL Quarter Completed</b></p> |                                      |  |                                |
|  | <b>Actual vs. Original Budget TY</b> | <b>PY Actual (PY TY / No. of COMPLETED Actual CY</b> | <b>Actual CY vs. Actual PY</b> |
| <b>SCHOOL OPERATIONS</b>   |                                      |  |                                |
| Board Expenses   | -                                    | -  | -                              |
| Classroom / Teaching Supplies & Materials  | 308,256                              | -  | -                              |
| Special Ed Supplies & Materials  | -                                    | -  | -                              |
| Textbooks / Workbooks  | -                                    | -  | -                              |
| Supplies & Materials other   | 211,642                              | -  | -                              |
| Equipment / Furniture  | 131,117                              | -  | -                              |
| Telephone  | -                                    | -  | -                              |
| Technology   | 206,100                              | -  | -                              |
| Student Testing & Assessment   | 10,188                               | -  | -                              |
| Field Trips  | 84,575                               | -  | -                              |
| Transportation (student)   | 30,442                               | -  | -                              |
| Student Services - other   | 159,303                              | -  | -                              |
| Office Expense   | 282,458                              | -  | -                              |
| Staff Development  | 236,572                              | -  | -                              |
| Staff Recruitment  | 52,513                               | -  | -                              |
| Student Recruitment / Marketing  | 109,308                              | -  | -                              |
| School Meals / Lunch   | 447,185                              | -  | -                              |
| Travel (Staff)   | 41,175                               | -  | -                              |
| Fundraising  | -                                    | -  | -                              |
| Other  | 7,233                                | -  | -                              |
| <b>TOTAL SCHOOL OPERATIONS</b>   | <b>2,318,066</b>                     | -  | -                              |
| <b>FACILITY OPERATION &amp; MAINTENANCE</b>  |                                      |  |                                |
| Insurance  | 56,245                               | -  | -                              |
| Janitorial   | -                                    | -  | -                              |
| Building and Land Rent / Lease / Facility Finance Interest   | -                                    | -  | -                              |
| Repairs & Maintenance  | 64,346                               | -  | -                              |
| Equipment / Furniture  | -                                    | -  | -                              |
| Security   | -                                    | -  | -                              |
| Utilities  | -                                    | -  | -                              |
| <b>TOTAL FACILITY OPERATION &amp; MAINTENANCE</b>  | <b>120,591</b>                       | -  | -                              |
| <b>DEPRECIATION &amp; AMORTIZATION</b>   | <b>934,434</b>                       | -  | -                              |
| <b>RESERVES / CONTINGENCY</b>  | <b>-</b>                             | -  | -                              |
| <b>TOTAL EXPENSES</b>  | <b>11,332,512</b>                    | -  | -                              |

|                |
|----------------|
| <b>IEIGHTS</b> |
| <b>IEIGHTS</b> |

|   |                                      |  |                                |
|---|--------------------------------------|--|--------------------------------|
| <b>Total Revenue</b>  | (10,904,472)                         | -  | -                              |
| <b>Total Expenses</b>   | 11,332,512                           | -  | -                              |
| <b>Net Income</b>   | 428,040                              | -  | -                              |
| <b>Actual Student Enrollment</b>  |                                      | -  |                                |
| <b>*NOTE: Enrollment, Revenue and Expenditure Data IN the 'Total and Variance Analysis' Section is Based on LAST ACTUAL Quarter Completed</b> |                                      |  |                                |
|   | <b>Actual vs. Original Budget TY</b> | <b>PY Actual (PY TY / No. of COMPLETED Actual CY</b> | <b>Actual CY vs. Actual PY</b> |
| <b>NET INCOME</b>   | <b>428,040</b>                       | =  | =                              |

**IEIGHTS**

|  |                                      |  |  |                                |   |                                      |  |  |                                |
|--|--------------------------------------|--|--|--------------------------------|---|--------------------------------------|--|--|--------------------------------|
|  | -                                    |  |  |                                |   |                                      |  |  |                                |
| <b>Total Revenue</b>   | <b>(10,904,472)</b>                  | -  |  |                                |   |                                      |  |  |                                |
| <b>Total Expenses</b>  | <b>11,332,512</b>                    | -  |  |                                |   |                                      |  |  |                                |
| <b>Net Income</b>  | <b>428,040</b>                       | -  |  |                                |   |                                      |  |  |                                |
| <b>Actual Student Enrollment</b>   |                                      | -  |  |                                |   |                                      |  |  |                                |
| <table border="1" style="width: 100%; border-collapse: collapse;"> <tr> <td style="width: 60%;"><b>*NOTE: Enrollment, Revenue and Expenditure Data IN the 'Total and Variance Analysis' Section is Based on LAST ACTUAL Quarter Completed</b></td> <td style="width: 15%; text-align: center;"><b>Actual vs. Original Budget TY</b></td> <td style="width: 10%; text-align: center;"><b>PY Actual (PY TY / No. of COMPLETED Actual CY</b></td> <td style="width: 10%;"></td> <td style="width: 5%; text-align: center;"><b>Actual CY vs. Actual PY</b></td> </tr> </table> |                                      |  |  |                                | <b>*NOTE: Enrollment, Revenue and Expenditure Data IN the 'Total and Variance Analysis' Section is Based on LAST ACTUAL Quarter Completed</b> | <b>Actual vs. Original Budget TY</b> | <b>PY Actual (PY TY / No. of COMPLETED Actual CY</b> |  | <b>Actual CY vs. Actual PY</b> |
| <b>*NOTE: Enrollment, Revenue and Expenditure Data IN the 'Total and Variance Analysis' Section is Based on LAST ACTUAL Quarter Completed</b>  | <b>Actual vs. Original Budget TY</b> | <b>PY Actual (PY TY / No. of COMPLETED Actual CY</b> |  | <b>Actual CY vs. Actual PY</b> |   |                                      |  |  |                                |

|  |  |   |  |   |
|--|--|---|--|---|
| <b>ENROLLMENT - *School Districts Are Linked To Above Entries*</b> |  |   |  |   |
| NYC CHANCELLOR'S OFFICE  |  | - |  | - |
| -  |  | - |  | - |
| -  |  | - |  | - |
| -  |  | - |  | - |
| -  |  | - |  | - |
| -  |  | - |  | - |
| -  |  | - |  | - |
| -  |  | - |  | - |
| -  |  | - |  | - |
| -  |  | - |  | - |
| -  |  | - |  | - |
| -  |  | - |  | - |
| -  |  | - |  | - |
| -  |  | - |  | - |
| -  |  | - |  | - |
| -  |  | - |  | - |
| -  |  | - |  | - |
| -  |  | - |  | - |
| -  |  | - |  | - |
| -  |  | - |  | - |
| ALL OTHER School Districts: ( Count = 0 )                          |  | - |  | - |
| <b>TOTAL ENROLLMENT</b>  |  | - |  | - |
| <b>REVENUE PER PUPIL</b>   |  | - |  | - |
| <b>EXPENSES PER PUPIL</b>  |  | - |  | - |



**Annual Report Requirement**  
*for SUNY Authorized Charter Schools*  
**SUCCESS ACADEMY CHARTER SCHOOL - PROSPECT HEIGHTS**  
**2017-18**

Administrative  
expenditures per pupil:

\$0.00

Per NYS Statute

Administrative expenditures per pupil: the sum of all general administration salaries and other general administration expenditures divided by the total number of enrolled students. Employee benefit costs or expenditures should not be reported here.

**\*NOTE: THIS TAB ONLY NEEDS TO BE COMPLETED FOR Q4**

**Disclosure of Financial Interest by a Current or Proposed Charter School Education Corporation Trustee**

**Trustee Name:**

andrew stone

---

**Name of Charter School Education Corporation (for an unmerged school, this is the Charter School Name):**

Success Academy Charter Schools - NYC

---

- List all positions held on the education corporation board (e.g., president, treasurer, parent representative).
- Is the trustee an employee of any school operated by the Education Corporation?  
 Yes  No

If **Yes**, for each school, please provide a description of the position(s) you hold, your responsibilities, your salary and your start date.

- Is the trustee an employee or agent of the management company or institutional partner of the charter school(s) governed by the Education Corporation?  
 Yes  No

If **Yes**, for each school, please provide a description of the position(s) you hold, your responsibilities, your salary and your start date.

- Identify each interest/transaction (and provide the requested information) that you or any of your immediate family members or any persons who live with you in your house have held or engaged in with the charter school(s) governed by the Education Corporation during the time you have served on the board, and in the six-month period prior to such service. If there has been no such financial interest or transaction, write **None**. Please note that if you answered **Yes** to Questions 2-4 above, you need not disclose again your employment status, salary, etc.

| Date(s)   | Nature of Financial Interest/Transaction | Steps taken to avoid a conflict of interest, (e.g., did not vote, did not participate in discussion) | Name of person holding interest or engaging in transaction and relationship to yourself |
|---|--|--|---|
| <i>Please write "NONE" if applicable. Do not leave below blank.</i> |  |  |   |
| none  | none                                     | none   | none  |

5. Identify each individual, business, corporation, union association, firm, partnership, committee proprietorship, franchise holding company, joint stock company, business or real estate trust, non-profit organization, or other organization or group of people doing business with the school(s) governed by the Education Corporation **and** in which such entity, during the time of your tenure as a trustee, you and/or your immediate family member(s) or person(s) living in your house had a financial interest or other relationship. If you are a member, director, officer or employee of an organization formally partnered with the school(s) that is/are doing business with the school(s) through a management or services agreement, please identify only the name of the organization, your position in the organization, and the relationship between such organization and the school(s). If there was no financial interest, write **None**.

| Organization conducting business with the school(s)                 | Nature of business conducted | Approximate value of the business conducted | Name of Trustee and/or immediate family member of household holding an interest in the organization conducting business with the school(s) and the nature of the interest | Steps Taken to Avoid Conflict of Interest |
|---|------------------------------|---|---|---|
| <i>Please write "NONE" if applicable. Do not leave below blank.</i> |                              |   |   |   |
| <b>none</b>   | <b>none</b>                  | <b>none</b>                                 | <b>none</b>   | <b>none</b>                               |

*andrew stone*  
andrew stone (Jun 7, 2017)

Jun 7, 2017

Signature

Date

*Please note that this document is considered a public record and as such, may be made available to members of the public upon request under the Freedom of Information Law. Personal contact information provided below will be redacted.*

**Business Telephone:** [REDACTED]

**Business Address:** [REDACTED]

**E-mail Address:** [REDACTED]

**Home Telephone:** [REDACTED]

**Home Address:** [REDACTED]

**Disclosure of Financial Interest by a Current or Proposed Charter School Education Corporation Trustee**

**Trustee Name:**

Brian T. Levine

---

**Name of Charter School Education Corporation (for an unmerged school, this is the Charter School Name):**

Success Academy Charter Schools - NYC

---

1. List all positions held on the education corporation board (e.g., president, treasurer, parent representative).

**Board Member**

2. Is the trustee an employee of any school operated by the Education Corporation?

Yes  No

If **Yes**, for each school, please provide a description of the position(s) you hold, your responsibilities, your salary and your start date.

3. Is the trustee an employee or agent of the management company or institutional partner of the charter school(s) governed by the Education Corporation?

Yes  No

If **Yes**, for each school, please provide a description of the position(s) you hold, your responsibilities, your salary and your start date.

4. Identify each interest/transaction (and provide the requested information) that you or any of your immediate family members or any persons who live with you in your house have held or engaged in with the charter school(s) governed by the Education Corporation during the time you have served on the board, and in the six-month period prior to such service. If there has been no such financial interest or transaction, write **None**. Please note that if you answered **Yes** to Questions 2-4 above, you need not disclose again your employment status, salary, etc.

| Date(s)   | Nature of Financial Interest/Transaction | Steps taken to avoid a conflict of interest, (e.g., did not vote, did not participate in discussion) | Name of person holding interest or engaging in transaction and relationship to yourself |
|---|--|--|---|
| <i>Please write "NONE" if applicable. Do not leave below blank.</i> |  |  |   |
| none  | none                                     | none   | none  |

5. Identify each individual, business, corporation, union association, firm, partnership, committee proprietorship, franchise holding company, joint stock company, business or real estate trust, non-profit organization, or other organization or group of people doing business with the school(s) governed by the Education Corporation **and** in which such entity, during the time of your tenure as a trustee, you and/or your immediate family member(s) or person(s) living in your house had a financial interest or other relationship. If you are a member, director, officer or employee of an organization formally partnered with the school(s) that is/are doing business with the school(s) through a management or services agreement, please identify only the name of the organization, your position in the organization, and the relationship between such organization and the school(s). If there was no financial interest, write **None**.

| Organization conducting business with the school(s)                 | Nature of business conducted | Approximate value of the business conducted | Name of Trustee and/or immediate family member of household holding an interest in the organization conducting business with the school(s) and the nature of the interest | Steps Taken to Avoid Conflict of Interest |
|---|------------------------------|---|---|---|
| <i>Please write "NONE" if applicable. Do not leave below blank.</i> |                              |   |   |   |
| <b>none</b>   | <b>none</b>                  | <b>none</b>                                 | <b>none</b>   | <b>none</b>                               |

Brian T. Levine  
Brian T. Levine (Jun 9, 2017)

Jun 9, 2017

Signature

Date

*Please note that this document is considered a public record and as such, may be made available to members of the public upon request under the Freedom of Information Law. Personal contact information provided below will be redacted.*

Business Telephone: [REDACTED]

Business Address: [REDACTED]

E-mail Address: [REDACTED]

Home Telephone: [REDACTED]

Home Address: [REDACTED]

**Disclosure of Financial Interest by a Current or Proposed Charter School  
Education Corporation Trustee**

**Trustee Name:**

Bryan Binder

---

**Name of Charter School Education Corporation (for an unmerged school, this is the Charter School Name):**

Success Academy Charter Schools - NYC

---

1. List all positions held on the education corporation board (e.g., president, treasurer, parent representative).

**Vice Chairman**

2. Is the trustee an employee of any school operated by the Education Corporation?

Yes  No

If **Yes**, for each school, please provide a description of the position(s) you hold, your responsibilities, your salary and your start date.

3. Is the trustee an employee or agent of the management company or institutional partner of the charter school(s) governed by the Education Corporation?

Yes  No

If **Yes**, for each school, please provide a description of the position(s) you hold, your responsibilities, your salary and your start date.

4. Identify each interest/transaction (and provide the requested information) that you or any of your immediate family members or any persons who live with you in your house have held or engaged in with the charter school(s) governed by the Education Corporation during the time you have served on the board, and in the six-month period prior to such service. If there has been no such financial interest or transaction, write **None**. Please note that if you answered **Yes** to Questions 2-4 above, you need not disclose again your employment status, salary, etc.

| Date(s)   | Nature of Financial Interest/Transaction | Steps taken to avoid a conflict of interest, (e.g., did not vote, did not participate in discussion) | Name of person holding interest or engaging in transaction and relationship to yourself |
|---|--|--|---|
| <i>Please write "NONE" if applicable. Do not leave below blank.</i> |  |  |   |
|   | <b>None</b>                              |  |   |

5. Identify each individual, business, corporation, union association, firm, partnership, committee proprietorship, franchise holding company, joint stock company, business or real estate trust, non-profit organization, or other organization or group of people doing business with the school(s) governed by the Education Corporation **and** in which such entity, during the time of your tenure as a trustee, you and/or your immediate family member(s) or person(s) living in your house had a financial interest or other relationship. If you are a member, director, officer or employee of an organization formally partnered with the school(s) that is/are doing business with the school(s) through a management or services agreement, please identify only the name of the organization, your position in the organization, and the relationship between such organization and the school(s). If there was no financial interest, write **None**.

| Organization conducting business with the school(s)                 | Nature of business conducted | Approximate value of the business conducted | Name of Trustee and/or immediate family member of household holding an interest in the organization conducting business with the school(s) and the nature of the interest | Steps Taken to Avoid Conflict of Interest |
|---|------------------------------|---|---|---|
| <i>Please write "NONE" if applicable. Do not leave below blank.</i> |                              |   |   |   |
| <b>None</b>   |                              |   |   |   |

*Bryan Binder*  
Bryan Binder (Jul 10, 2017)

Jul 10, 2017

Signature

Date

*Please note that this document is considered a public record and as such, may be made available to members of the public upon request under the Freedom of Information Law. Personal contact information provided below will be redacted.*

**Business Telephone:** \_\_\_\_\_

**Business Address:** \_\_\_\_\_

**E-mail Address:** [REDACTED] \_\_\_\_\_

**Home Telephone:** \_\_\_\_\_

**Home Address:** \_\_\_\_\_

**Disclosure of Financial Interest by a Current or Proposed Charter School Education Corporation Trustee**

**Trustee Name:**

Catherine Shinker

---

**Name of Charter School Education Corporation (for an unmerged school, this is the Charter School Name):**

Success Academy Charter Schools - NYC

1. List all positions held on the education corporation board (e.g., president, treasurer, parent representative).

**Head of Academics, Talent & Culture committee**

2. Is the trustee an employee of any school operated by the Education Corporation?

Yes  No

If **Yes**, for each school, please provide a description of the position(s) you hold, your responsibilities, your salary and your start date.

3. Is the trustee an employee or agent of the management company or institutional partner of the charter school(s) governed by the Education Corporation?

Yes  No

If **Yes**, for each school, please provide a description of the position(s) you hold, your responsibilities, your salary and your start date.

4. Identify each interest/transaction (and provide the requested information) that you or any of your immediate family members or any persons who live with you in your house have held or engaged in with the charter school(s) governed by the Education Corporation during the time you have served on the board, and in the six-month period prior to such service. If there has been no such financial interest or transaction, write **None**. Please note that if you answered **Yes** to Questions 2-4 above, you need not disclose again your employment status, salary, etc.

| Date(s)   | Nature of Financial Interest/Transaction | Steps taken to avoid a conflict of interest, (e.g., did not vote, did not participate in discussion) | Name of person holding interest or engaging in transaction and relationship to yourself |
|---|--|--|---|
| <i>Please write "NONE" if applicable. Do not leave below blank.</i> |  |  |   |
| <b>NONE</b>   | <b>NONE</b>                              | <b>NONE</b>  | <b>NONE</b>   |

5. Identify each individual, business, corporation, union association, firm, partnership, committee proprietorship, franchise holding company, joint stock company, business or real estate trust, non-profit organization, or other organization or group of people doing business with the school(s) governed by the Education Corporation **and** in which such entity, during the time of your tenure as a trustee, you and/or your immediate family member(s) or person(s) living in your house had a financial interest or other relationship. If you are a member, director, officer or employee of an organization formally partnered with the school(s) that is/are doing business with the school(s) through a management or services agreement, please identify only the name of the organization, your position in the organization, and the relationship between such organization and the school(s). If there was no financial interest, write **None**.

| Organization conducting business with the school(s)                 | Nature of business conducted | Approximate value of the business conducted | Name of Trustee and/or immediate family member of household holding an interest in the organization conducting business with the school(s) and the nature of the interest | Steps Taken to Avoid Conflict of Interest |
|---|------------------------------|---|---|---|
| <i>Please write "NONE" if applicable. Do not leave below blank.</i> |                              |   |   |   |
|   | None                         | None  | <b>None</b>   | <b>None</b>                               |

*Catherine Shainker*  
Catherine Shainker (Jun 6, 2017)

Jun 6, 2017

Signature

Date

*Please note that this document is considered a public record and as such, may be made available to members of the public upon request under the Freedom of Information Law. Personal contact information provided below will be redacted.*

**Business Telephone:** \_\_\_\_\_

**Business Address:** \_\_\_\_\_

**E-mail Address:** [REDACTED] \_\_\_\_\_

**Home Telephone:** \_\_\_\_\_

**Home Address:** \_\_\_\_\_

**Disclosure of Financial Interest by a Current or Proposed Charter School Education Corporation Trustee**

**Trustee Name:**

Derrell Bradford

---

**Name of Charter School Education Corporation (for an unmerged school, this is the Charter School Name):**

Success Academy Charter Schools - NYC

---

1. List all positions held on the education corporation board (e.g., president, treasurer, parent representative).

**Member**

2. Is the trustee an employee of any school operated by the Education Corporation?

Yes  No

If **Yes**, for each school, please provide a description of the position(s) you hold, your responsibilities, your salary and your start date.

3. Is the trustee an employee or agent of the management company or institutional partner of the charter school(s) governed by the Education Corporation?

Yes  No

If **Yes**, for each school, please provide a description of the position(s) you hold, your responsibilities, your salary and your start date.

4. Identify each interest/transaction (and provide the requested information) that you or any of your immediate family members or any persons who live with you in your house have held or engaged in with the charter school(s) governed by the Education Corporation during the time you have served on the board, and in the six-month period prior to such service. If there has been no such financial interest or transaction, write **None**. Please note that if you answered **Yes** to Questions 2-4 above, you need not disclose again your employment status, salary, etc.

| Date(s)   | Nature of Financial Interest/Transaction | Steps taken to avoid a conflict of interest, (e.g., did not vote, did not participate in discussion) | Name of person holding interest or engaging in transaction and relationship to yourself |
|---|--|--|---|
| <i>Please write "NONE" if applicable. Do not leave below blank.</i> |  |  |   |
| <b>None</b>   | <b>None</b>                              | <b>None</b>  | <b>None</b>   |

5. Identify each individual, business, corporation, union association, firm, partnership, committee proprietorship, franchise holding company, joint stock company, business or real estate trust, non-profit organization, or other organization or group of people doing business with the school(s) governed by the Education Corporation **and** in which such entity, during the time of your tenure as a trustee, you and/or your immediate family member(s) or person(s) living in your house had a financial interest or other relationship. If you are a member, director, officer or employee of an organization formally partnered with the school(s) that is/are doing business with the school(s) through a management or services agreement, please identify only the name of the organization, your position in the organization, and the relationship between such organization and the school(s). If there was no financial interest, write **None**.

| Organization conducting business with the school(s)                 | Nature of business conducted | Approximate value of the business conducted | Name of Trustee and/or immediate family member of household holding an interest in the organization conducting business with the school(s) and the nature of the interest | Steps Taken to Avoid Conflict of Interest |
|---|------------------------------|---|---|---|
| <i>Please write "NONE" if applicable. Do not leave below blank.</i> |                              |   |   |   |
| <b>None</b>   | None                         | None  | <b>None</b>   | <b>None</b>                               |

Derrell Bradford  
Derrell Bradford (Jun 28, 2017)

Jun 28, 2017

Signature

Date

*Please note that this document is considered a public record and as such, may be made available to members of the public upon request under the Freedom of Information Law. Personal contact information provided below will be redacted.*

**Business Telephone:** \_\_\_\_\_

**Business Address:** \_\_\_\_\_

**E-mail Address:** [REDACTED] \_\_\_\_\_

**Home Telephone:** [REDACTED] \_\_\_\_\_

**Home Address:** [REDACTED] \_\_\_\_\_

**Disclosure of Financial Interest by a Current or Proposed Charter School Education Corporation Trustee**

Trustee Name:

Graham Officer

Name of Charter School Education Corporation (for an unmerged school, this is the Charter School Name):

Success Academy Charter Schools - NYC

1. List all positions held on the education corporation board (e.g., president, treasurer, parent representative). Board Member

2.  Yes  No  
Is the trustee an employee of any school operated by the Education Corporation?

If **Yes**, for each school, please provide a description of the position(s) you hold, your responsibilities, your salary and your start date.

3.  Yes  No  
Is the trustee an employee or agent of the management company or institutional partner of the charter school(s) governed by the Education Corporation?


If **Yes**, for each school, please provide a description of the position(s) you hold, your responsibilities, your salary and your start date.

4. Identify each interest/transaction (and provide the requested information) that you or any of your immediate family members or any persons who live with you in your house have held or engaged in with the charter school(s) governed by the Education Corporation during the time you have served on the board, and in the six-month period prior to such service. If there has been no such financial interest or transaction, write **None**. Please note that if you answered **Yes** to Questions 2-4 above, you need not disclose again your employment status, salary, etc.




| Date(s)   | Nature of Financial Interest/Transaction | Steps taken to avoid a conflict of interest, (e.g., did not vote, did not participate in discussion) | Name of person holding interest or engaging in transaction and relationship to yourself |
|---|--|--|---|
| <i>Please write "NONE" if applicable. Do not leave below blank.</i> |  |  |   |
|   |  | <u>NONE</u>  |   |

5. Identify each individual, business, corporation, union association, firm, partnership, committee proprietorship, franchise holding company, joint stock company, business or real estate trust, non-profit organization, or other organization or group of people doing business with the school(s) governed by the Education Corporation **and** in which such entity, during the time of your tenure as a trustee, you and/or your immediate family member(s) or person(s) living in your house had a financial interest or other relationship. If you are a member, director, officer or employee of an organization formally partnered with the school(s) that is/are doing business with the school(s) through a management or services agreement, please identify only the name of the organization, your position in the organization, and the relationship between such organization and the school(s). If there was no financial interest, write **None**.

| Organization conducting business with the school(s)                 | Nature of business conducted | Approximate value of the business conducted | Name of Trustee and/or immediate family member of household holding an interest in the organization conducting business with the school(s) and the nature of the interest | Steps Taken to Avoid Conflict of Interest |
|---|------------------------------|---|---|---|
| <i>Please write "NONE" if applicable. Do not leave below blank.</i> |                              |   |   |   |
|   |                              | NONE  |   |   |

  
 Signature \_\_\_\_\_ Date 7/11/17

*Please note that this document is considered a public record and as such, may be made available to members of the public upon request under the Freedom of Information Law. Personal contact information provided below will be redacted.*

**Business Telephone:**   
**Business Address:**   
**E-mail Address:**   
**Home Telephone:** \_\_\_\_\_  
**Home Address:** \_\_\_\_\_

**Disclosure of Financial Interest by a Current or Proposed Charter School Education Corporation Trustee**

Trustee Name:

Gregory R. Sawers

Name of Charter School Education Corporation (for an unmerged school, this is the Charter School Name):

Success Academy Charter Schools - NYC

1. List all positions held on the education corporation board (e.g., president, treasurer, parent representative). Secretary

2. Is the trustee an employee of any school operated by the Education Corporation?  
 Yes  No

If Yes, for each school, please provide a description of the position(s) you hold, your responsibilities, your salary and your start date.

3. Is the trustee an employee or agent of the management company or institutional partner of the charter school(s) governed by the Education Corporation?  
 Yes  No

If Yes, for each school, please provide a description of the position(s) you hold, your responsibilities, your salary and your start date.

4. Identify each interest/transaction (and provide the requested information) that you or any of your immediate family members or any persons who live with you in your house have held or engaged in with the charter school(s) governed by the Education Corporation during the time you have served on the board, and in the six-month period prior to such service. If there has been no such financial interest or transaction, write None. Please note that if you answered Yes to Questions 2-4 above, you need not disclose again your employment status, salary, etc.

| Date(s)   | Nature of Financial Interest/Transaction | Steps taken to avoid a conflict of interest, (e.g., did not vote, did not participate in discussion) | Name of person holding interest or engaging in transaction and relationship to yourself |
|---|--|--|---|
| <i>Please write NONE if applicable. Do not leave below blank.</i> |  |  |   |
| <u>None</u>   | <u>None</u>                              | <u>None</u>  | <u>None</u>   |

5. Identify each individual, business, corporation, union association, firm, partnership, committee proprietorship, franchise holding company, joint stock company, business or real estate trust, non-profit organization, or other organization or group of people doing business with the school(s) governed by the Education Corporation **and** in which such entity, during the time of your tenure as a trustee, you and/or your immediate family member(s) or person(s) living in your house had a financial interest or other relationship. If you are a member, director, officer or employee of an organization formally partnered with the school(s) that is/are doing business with the school(s) through a management or services agreement, please identify only the name of the organization, your position in the organization, and the relationship between such organization and the school(s). If there was no financial interest, write **None**.

| Organization conducting business with the school(s)                | Nature of business conducted | Approximate value of the business conducted | Name of Trustee and/or immediate family member of household holding an interest in the organization conducting business with the school(s) and the nature of the interest | Steps Taken to Avoid Conflict of Interest |
|--|------------------------------|---|---|---|
| <i>Please write 'NONE' if applicable. Do not leave below blank</i> |                              |   |   |   |
| <i>None</i>  | <i>None</i>                  | <i>None</i>                                 | <i>None</i>   | <i>None</i>                               |

*Gregory R. Sowers* \_\_\_\_\_ *6/6/17*  
 Signature Date

*Please note that this document is considered a public record and as such, may be made available to members of the public upon request under the Freedom of Information Law. Personal contact information provided below will be redacted.*

**Business Telephone:** \_\_\_\_\_ *N/A*

**Business Address:** \_\_\_\_\_ *N/A*

**E-mail Address:** \_\_\_\_\_

**Home Telephone:** \_\_\_\_\_

**Home Address:** \_\_\_\_\_



**Disclosure of Financial Interest by a Current or Proposed Charter School Education Corporation Trustee**

**Trustee Name:**

Isela Bahena

---

**Name of Charter School Education Corporation (for an unmerged school, this is the Charter School Name):**

Success Academy Charter Schools - NYC

---

1. List all positions held on the education corporation board (e.g., president, treasurer, parent representative).

n/a

2. Is the trustee an employee of any school operated by the Education Corporation?

Yes  No

If **Yes**, for each school, please provide a description of the position(s) you hold, your responsibilities, your salary and your start date.

3. Is the trustee an employee or agent of the management company or institutional partner of the charter school(s) governed by the Education Corporation?

Yes  No

If **Yes**, for each school, please provide a description of the position(s) you hold, your responsibilities, your salary and your start date.

4. Identify each interest/transaction (and provide the requested information) that you or any of your immediate family members or any persons who live with you in your house have held or engaged in with the charter school(s) governed by the Education Corporation during the time you have served on the board, and in the six-month period prior to such service. If there has been no such financial interest or transaction, write **None**. Please note that if you answered **Yes** to Questions 2-4 above, you need not disclose again your employment status, salary, etc.

| Date(s)   | Nature of Financial Interest/Transaction | Steps taken to avoid a conflict of interest, (e.g., did not vote, did not participate in discussion) | Name of person holding interest or engaging in transaction and relationship to yourself |
|---|--|--|---|
| <i>Please write "NONE" if applicable. Do not leave below blank.</i> |  |  |   |
|   | <b>none</b>                              |  |   |

5. Identify each individual, business, corporation, union association, firm, partnership, committee proprietorship, franchise holding company, joint stock company, business or real estate trust, non-profit organization, or other organization or group of people doing business with the school(s) governed by the Education Corporation **and** in which such entity, during the time of your tenure as a trustee, you and/or your immediate family member(s) or person(s) living in your house had a financial interest or other relationship. If you are a member, director, officer or employee of an organization formally partnered with the school(s) that is/are doing business with the school(s) through a management or services agreement, please identify only the name of the organization, your position in the organization, and the relationship between such organization and the school(s). If there was no financial interest, write **None**.

| Organization conducting business with the school(s)                 | Nature of business conducted | Approximate value of the business conducted | Name of Trustee and/or immediate family member of household holding an interest in the organization conducting business with the school(s) and the nature of the interest | Steps Taken to Avoid Conflict of Interest |
|---|------------------------------|---|---|---|
| <i>Please write "NONE" if applicable. Do not leave below blank.</i> |                              |   |   |   |
|   | none                         |   |   |   |

*Isela Bahena*  
Isela Bahena (Jun 8, 2017)

Jun 8, 2017

Signature

Date

*Please note that this document is considered a public record and as such, may be made available to members of the public upon request under the Freedom of Information Law. Personal contact information provided below will be redacted.*

**Business Telephone:** \_\_\_\_\_

**Business Address:** \_\_\_\_\_

**E-mail Address:** [REDACTED] \_\_\_\_\_

**Home Telephone:** \_\_\_\_\_

**Home Address:** \_\_\_\_\_

**Disclosure of Financial Interest by a Current or Proposed Charter School  
Education Corporation Trustee**

**Trustee Name:**

jarrett posner

---

**Name of Charter School Education Corporation (for an unmerged school, this is the Charter School Name):**

Success Academy Charter Schools - NYC

---

1. List all positions held on the education corporation board (e.g., president, treasurer, parent representative).

**Board member**

2. Is the trustee an employee of any school operated by the Education Corporation?  
 Yes  No

If **Yes**, for each school, please provide a description of the position(s) you hold, your responsibilities, your salary and your start date.

3. Is the trustee an employee or agent of the management company or institutional partner of the charter school(s) governed by the Education Corporation?  
 Yes  No

If **Yes**, for each school, please provide a description of the position(s) you hold, your responsibilities, your salary and your start date.

4. Identify each interest/transaction (and provide the requested information) that you or any of your immediate family members or any persons who live with you in your house have held or engaged in with the charter school(s) governed by the Education Corporation during the time you have served on the board, and in the six-month period prior to such service. If there has been no such financial interest or transaction, write **None**. Please note that if you answered **Yes** to Questions 2-4 above, you need not disclose again your employment status, salary, etc.

| Date(s)   | Nature of Financial Interest/Transaction | Steps taken to avoid a conflict of interest, (e.g., did not vote, did not participate in discussion) | Name of person holding interest or engaging in transaction and relationship to yourself |
|---|--|--|---|
| <i>Please write "NONE" if applicable. Do not leave below blank.</i> |  |  |   |
|   | <b>none</b>                              |  |   |

5. Identify each individual, business, corporation, union association, firm, partnership, committee proprietorship, franchise holding company, joint stock company, business or real estate trust, non-profit organization, or other organization or group of people doing business with the school(s) governed by the Education Corporation **and** in which such entity, during the time of your tenure as a trustee, you and/or your immediate family member(s) or person(s) living in your house had a financial interest or other relationship. If you are a member, director, officer or employee of an organization formally partnered with the school(s) that is/are doing business with the school(s) through a management or services agreement, please identify only the name of the organization, your position in the organization, and the relationship between such organization and the school(s). If there was no financial interest, write **None**.

| Organization conducting business with the school(s)                 | Nature of business conducted | Approximate value of the business conducted | Name of Trustee and/or immediate family member of household holding an interest in the organization conducting business with the school(s) and the nature of the interest | Steps Taken to Avoid Conflict of Interest |
|---|------------------------------|---|---|---|
| <i>Please write "NONE" if applicable. Do not leave below blank.</i> |                              |   |   |   |
| <b>none</b>   |                              |   |   |   |

*jarrett posner*  
jarrett posner (Jul 10, 2017)

Jul 10, 2017

Signature

Date

*Please note that this document is considered a public record and as such, may be made available to members of the public upon request under the Freedom of Information Law. Personal contact information provided below will be redacted.*

**Business Telephone:** \_\_\_\_\_

**Business Address:** \_\_\_\_\_

**E-mail Address:** [REDACTED] \_\_\_\_\_

**Home Telephone:** \_\_\_\_\_

**Home Address:** \_\_\_\_\_

**Disclosure of Financial Interest by a Current or Proposed Charter School  
Education Corporation Trustee**

**Trustee Name:**

Khadijah Pickél

---

**Name of Charter School Education Corporation (for an unmerged school, this is the Charter School Name):**

Success Academy Charter Schools - NYC

---

1. List all positions held on the education corporation board (e.g., president, treasurer, parent representative).

**Parent Representative**

2. Is the trustee an employee of any school operated by the Education Corporation?  
 Yes  No

If **Yes**, for each school, please provide a description of the position(s) you hold, your responsibilities, your salary and your start date.

3. Is the trustee an employee or agent of the management company or institutional partner of the charter school(s) governed by the Education Corporation?  
 Yes  No

If **Yes**, for each school, please provide a description of the position(s) you hold, your responsibilities, your salary and your start date.

4. Identify each interest/transaction (and provide the requested information) that you or any of your immediate family members or any persons who live with you in your house have held or engaged in with the charter school(s) governed by the Education Corporation during the time you have served on the board, and in the six-month period prior to such service. If there has been no such financial interest or transaction, write **None**. Please note that if you answered **Yes** to Questions 2-4 above, you need not disclose again your employment status, salary, etc.

| Date(s)   | Nature of Financial Interest/Transaction | Steps taken to avoid a conflict of interest, (e.g., did not vote, did not participate in discussion) | Name of person holding interest or engaging in transaction and relationship to yourself |
|---|--|--|---|
| <i>Please write "NONE" if applicable. Do not leave below blank.</i> |  |  |   |
|   |  | <b>None</b>  |   |

5. Identify each individual, business, corporation, union association, firm, partnership, committee proprietorship, franchise holding company, joint stock company, business or real estate trust, non-profit organization, or other organization or group of people doing business with the school(s) governed by the Education Corporation **and** in which such entity, during the time of your tenure as a trustee, you and/or your immediate family member(s) or person(s) living in your house had a financial interest or other relationship. If you are a member, director, officer or employee of an organization formally partnered with the school(s) that is/are doing business with the school(s) through a management or services agreement, please identify only the name of the organization, your position in the organization, and the relationship between such organization and the school(s). If there was no financial interest, write **None**.

| Organization conducting business with the school(s)                 | Nature of business conducted | Approximate value of the business conducted | Name of Trustee and/or immediate family member of household holding an interest in the organization conducting business with the school(s) and the nature of the interest | Steps Taken to Avoid Conflict of Interest |
|---|------------------------------|---|---|---|
| <i>Please write "NONE" if applicable. Do not leave below blank.</i> |                              |   |   |   |
|   |                              |   | <b>None</b>   |   |

 Jul 26, 2017

Signature

Jul 26, 2017

Date

*Please note that this document is considered a public record and as such, may be made available to members of the public upon request under the Freedom of Information Law. Personal contact information provided below will be redacted.*

**Business Telephone:** \_\_\_\_\_

**Business Address:** \_\_\_\_\_

**E-mail Address:**  \_\_\_\_\_

**Home Telephone:**  \_\_\_\_\_

**Home Address:**  \_\_\_\_\_

**Disclosure of Financial Interest by a Current or Proposed Charter School  
Education Corporation Trustee**

**Trustee Name:**

Lorenzo Smith III

---

**Name of Charter School Education Corporation (for an unmerged school, this is the Charter School Name):**

Success Academy Charter Schools - NYC

---

1. List all positions held on the education corporation board (e.g., president, treasurer, parent representative).

**Trustee**

2. Is the trustee an employee of any school operated by the Education Corporation?

Yes  No

If **Yes**, for each school, please provide a description of the position(s) you hold, your responsibilities, your salary and your start date.

N/A

3. Is the trustee an employee or agent of the management company or institutional partner of the charter school(s) governed by the Education Corporation?

Yes  No

If **Yes**, for each school, please provide a description of the position(s) you hold, your responsibilities, your salary and your start date.

N/A

4. Identify each interest/transaction (and provide the requested information) that you or any of your immediate family members or any persons who live with you in your house have held or engaged in with the charter school(s) governed by the Education Corporation during the time you have served on the board, and in the six-month period prior to such service. If there has been no such financial interest or transaction, write **None**. Please note that if you answered **Yes** to Questions 2-4 above, you need not disclose again your employment status, salary, etc.

| Date(s)   | Nature of Financial Interest/Transaction | Steps taken to avoid a conflict of interest, (e.g., did not vote, did not participate in discussion) | Name of person holding interest or engaging in transaction and relationship to yourself |
|---|--|--|---|
| <i>Please write "NONE" if applicable. Do not leave below blank.</i> |  |  |   |
| <b>None</b>   |  |  |   |

5. Identify each individual, business, corporation, union association, firm, partnership, committee proprietorship, franchise holding company, joint stock company, business or real estate trust, non-profit organization, or other organization or group of people doing business with the school(s) governed by the Education Corporation **and** in which such entity, during the time of your tenure as a trustee, you and/or your immediate family member(s) or person(s) living in your house had a financial interest or other relationship. If you are a member, director, officer or employee of an organization formally partnered with the school(s) that is/are doing business with the school(s) through a management or services agreement, please identify only the name of the organization, your position in the organization, and the relationship between such organization and the school(s). If there was no financial interest, write **None**.

| Organization conducting business with the school(s)                 | Nature of business conducted | Approximate value of the business conducted | Name of Trustee and/or immediate family member of household holding an interest in the organization conducting business with the school(s) and the nature of the interest | Steps Taken to Avoid Conflict of Interest |
|---|------------------------------|---|---|---|
| <i>Please write "NONE" if applicable. Do not leave below blank.</i> |                              |   |   |   |
| <b>JPMC</b>   | Credit facility              | <b>\$10MM</b>                               | <b>Lorenzo Smith</b>  | Recusal from financing discussions        |

Lorenzo Smith III  
Lorenzo Smith III (Jun 7, 2017)

Jun 7, 2017

Signature

Date

*Please note that this document is considered a public record and as such, may be made available to members of the public upon request under the Freedom of Information Law. Personal contact information provided below will be redacted.*

**Business Telephone:** [REDACTED]

**Business Address:** [REDACTED]

**E-mail Address:** [REDACTED]

**Home Telephone:** [REDACTED]

**Home Address:** [REDACTED]

**Disclosure of Financial Interest by a Current or Proposed Charter School Education Corporation Trustee**

**Trustee Name:**

richard barrera

---

**Name of Charter School Education Corporation (for an unmerged school, this is the Charter School Name):**

Success Academy Charter Schools - NYC

---

- List all positions held on the education corporation board (e.g., president, treasurer, parent representative).
- Is the trustee an employee of any school operated by the Education Corporation?  
 Yes  No

If **Yes**, for each school, please provide a description of the position(s) you hold, your responsibilities, your salary and your start date.

- Is the trustee an employee or agent of the management company or institutional partner of the charter school(s) governed by the Education Corporation?  
 Yes  No

If **Yes**, for each school, please provide a description of the position(s) you hold, your responsibilities, your salary and your start date.

- Identify each interest/transaction (and provide the requested information) that you or any of your immediate family members or any persons who live with you in your house have held or engaged in with the charter school(s) governed by the Education Corporation during the time you have served on the board, and in the six-month period prior to such service. If there has been no such financial interest or transaction, write **None**. Please note that if you answered **Yes** to Questions 2-4 above, you need not disclose again your employment status, salary, etc.

| Date(s)   | Nature of Financial Interest/Transaction | Steps taken to avoid a conflict of interest, (e.g., did not vote, did not participate in discussion) | Name of person holding interest or engaging in transaction and relationship to yourself |
|---|--|--|---|
| <i>Please write "NONE" if applicable. Do not leave below blank.</i> |  |  |   |
|   | NONE                                     | NONE   | NONE  |

5. Identify each individual, business, corporation, union association, firm, partnership, committee proprietorship, franchise holding company, joint stock company, business or real estate trust, non-profit organization, or other organization or group of people doing business with the school(s) governed by the Education Corporation **and** in which such entity, during the time of your tenure as a trustee, you and/or your immediate family member(s) or person(s) living in your house had a financial interest or other relationship. If you are a member, director, officer or employee of an organization formally partnered with the school(s) that is/are doing business with the school(s) through a management or services agreement, please identify only the name of the organization, your position in the organization, and the relationship between such organization and the school(s). If there was no financial interest, write **None**.

| Organization conducting business with the school(s)                 | Nature of business conducted | Approximate value of the business conducted | Name of Trustee and/or immediate family member of household holding an interest in the organization conducting business with the school(s) and the nature of the interest | Steps Taken to Avoid Conflict of Interest |
|---|------------------------------|---|---|---|
| <i>Please write "NONE" if applicable. Do not leave below blank.</i> |                              |   |   |   |
| NONE  | NONE                         | NONE  | NONE  | NONE                                      |

*richard barrera*  
richard barrera (Jul 28, 2017)

Jul 28, 2017

Signature

Date

*Please note that this document is considered a public record and as such, may be made available to members of the public upon request under the Freedom of Information Law. Personal contact information provided below will be redacted.*

**Business Telephone:** [REDACTED]

**Business Address:** [REDACTED]

**E-mail Address:** [REDACTED]

**Home Telephone:** [REDACTED]

**Home Address:** [REDACTED]

**DISCLOSURE OF FINANCIAL INTEREST  
BY A CHARTER SCHOOL TRUSTEE I**

|                               |
|-------------------------------|
| FOR INSTITUTE USE ONLY        |
| FILING FOR SCHOOL YEAR: _____ |
| DATE RECEIVED: _____          |

- Name of charter school: Success Academy Charter School
- Trustee's name (print): Robin Prena
- Position(s) on board (e.g., chair, treasurer, committee chair, etc.): \_\_\_\_\_
- Home address: \_\_\_\_\_
- Business Address: \_\_\_\_\_
- Daytime phone: \_\_\_\_\_
- E-mail: \_\_\_\_\_
- Is Trustee an employee of the school? \_\_\_ Yes.  No. If you checked yes, please provide a description of the position you hold, your salary and your start date.

9. Identify each interest/transaction (and provide the requested information) that you or any of your immediate family members have held or engaged in with the charter school during the prior school year. If there has been no such financial interest or transaction, please write "None." Please note that if you answered yes to Question 8, you need not disclose again your employment status, salary, etc.

| Date(s)  | Nature of Financial Interest/Transaction | Steps Taken to Avoid a Conflict of Interest, (e.g., did not vote, did not participate in discussion) | Identity of Person Holding Interest or Engaging in Transaction (e.g., you and/or immediate family member (name)) |
|--|--|--|--|
| <p>Please write "None" if applicable. Do not leave this space blank.</p> |  |  |  |



**Disclosure of Financial Interest by a Current or Proposed Charter School  
Education Corporation Trustee**

Trustee Name:

Sandeep Chainani

Name of Charter School Education Corporation (for an unmerged school, this is the Charter School Name):

Success Academy Charter Schools - NYC

1. List all positions held on the education corporation board (e.g., president, treasurer, parent representative). Board Member of School

2. Is the trustee an employee of any school operated by the Education Corporation?  
 Yes  No

If **Yes**, for each school, please provide a description of the position(s) you hold, your responsibilities, your salary and your start date.

3. Is the trustee an employee or agent of the management company or institutional partner of the charter school(s) governed by the Education Corporation?  
 Yes  No

If **Yes**, for each school, please provide a description of the position(s) you hold, your responsibilities, your salary and your start date.

4. Identify each interest/transaction (and provide the requested information) that you or any of your immediate family members or any persons who live with you in your house have held or engaged in with the charter school(s) governed by the Education Corporation during the time you have served on the board, and in the six-month period prior to such service. If there has been no such financial interest or transaction, write **None**. Please note that if you answered **Yes** to Questions 2-4 above, you need not disclose again your employment status, salary, etc.

| Date(s)  | Nature of Financial Interest/Transaction | Steps taken to avoid a conflict of interest, (e.g., did not vote, did not participate in discussion) | Name of person holding interest or engaging in transaction and relationship to yourself |
|--|--|--|---|
| <i>Please write "NONE" if applicable. Do not leave below blank</i> |  |  |   |
|  | <u>None</u>                              |  |   |

5. Identify each individual, business, corporation, union association, firm, partnership, committee proprietorship, franchise holding company, joint stock company, business or real estate trust, non-profit organization, or other organization or group of people doing business with the school(s) governed by the Education Corporation **and** in which such entity, during the time of your tenure as a trustee, you and/or your immediate family member(s) or person(s) living in your house had a financial interest or other relationship. If you are a member, director, officer or employee of an organization formally partnered with the school(s) that is/are doing business with the school(s) through a management or services agreement, please identify only the name of the organization, your position in the organization, and the relationship between such organization and the school(s). If there was no financial interest, write **None**.

| Organization conducting business with the school(s)                 | Nature of business conducted | Approximate value of the business conducted | Name of Trustee and/or immediate family member of household holding an interest in the organization conducting business with the school(s) and the nature of the interest | Steps Taken to Avoid Conflict of Interest |
|---|------------------------------|---|---|---|
| <i>Please write "NONE" if applicable. Do not leave below blank.</i> |                              |   |   |   |
| <i>None</i>   |                              |   |   |   |

Signature

Date

*7/27/17*

*Please note that this document is considered a public record and as such, may be made available to members of the public upon request under the Freedom of Information Law. Personal contact information provided below will be redacted.*


Business Telephone: \_\_\_\_\_

Business Address: \_\_\_\_\_

E-mail Address: \_\_\_\_\_

Home Telephone: \_\_\_\_\_

Home Address: \_\_\_\_\_



**Disclosure of Financial Interest by a Current or Proposed Charter School  
Education Corporation Trustee**

**Trustee Name:**

Samuel Cole

---

**Name of Charter School Education Corporation (for an unmerged school, this is the Charter School Name):**

Success Academy Charter Schools - NYC

---

1. List all positions held on the education corporation board (e.g., president, treasurer, parent representative).

**Chairman**

2. Is the trustee an employee of any school operated by the Education Corporation?

Yes  No

If **Yes**, for each school, please provide a description of the position(s) you hold, your responsibilities, your salary and your start date.

3. Is the trustee an employee or agent of the management company or institutional partner of the charter school(s) governed by the Education Corporation?

Yes  No

If **Yes**, for each school, please provide a description of the position(s) you hold, your responsibilities, your salary and your start date.

4. Identify each interest/transaction (and provide the requested information) that you or any of your immediate family members or any persons who live with you in your house have held or engaged in with the charter school(s) governed by the Education Corporation during the time you have served on the board, and in the six-month period prior to such service. If there has been no such financial interest or transaction, write **None**. Please note that if you answered **Yes** to Questions 2-4 above, you need not disclose again your employment status, salary, etc.

| Date(s)   | Nature of Financial Interest/Transaction | Steps taken to avoid a conflict of interest, (e.g., did not vote, did not participate in discussion) | Name of person holding interest or engaging in transaction and relationship to yourself |
|---|--|--|---|
| <i>Please write "NONE" if applicable. Do not leave below blank.</i> |  |  |   |
| <b>None</b>   |  |  |   |

5. Identify each individual, business, corporation, union association, firm, partnership, committee proprietorship, franchise holding company, joint stock company, business or real estate trust, non-profit organization, or other organization or group of people doing business with the school(s) governed by the Education Corporation **and** in which such entity, during the time of your tenure as a trustee, you and/or your immediate family member(s) or person(s) living in your house had a financial interest or other relationship. If you are a member, director, officer or employee of an organization formally partnered with the school(s) that is/are doing business with the school(s) through a management or services agreement, please identify only the name of the organization, your position in the organization, and the relationship between such organization and the school(s). If there was no financial interest, write **None**.

| Organization conducting business with the school(s)                 | Nature of business conducted | Approximate value of the business conducted | Name of Trustee and/or immediate family member of household holding an interest in the organization conducting business with the school(s) and the nature of the interest | Steps Taken to Avoid Conflict of Interest |
|---|------------------------------|---|---|---|
| <i>Please write "NONE" if applicable. Do not leave below blank.</i> |                              |   |   |   |
| <b>None</b>   |                              |   |   |   |

*Samuel Cole*  
Samuel Cole (Jun 14, 2017)

Jun 14, 2017

Signature

Date

*Please note that this document is considered a public record and as such, may be made available to members of the public upon request under the Freedom of Information Law. Personal contact information provided below will be redacted.*

**Business Telephone:** [REDACTED]

**Business Address:** [REDACTED]

**E-mail Address:** [REDACTED]

**Home Telephone:** [REDACTED]

**Home Address:** [REDACTED]

**Disclosure of Financial Interest by a Current or Proposed Charter School Education Corporation Trustee**

**Trustee Name:**

Scott J. Friedman

---

**Name of Charter School Education Corporation (for an unmerged school, this is the Charter School Name):**

Success Academy Charter Schools - NYC

---

1. List all positions held on the education corporation board (e.g., president, treasurer, parent representative).

**Treasurer**

2. Is the trustee an employee of any school operated by the Education Corporation?

Yes  No

If **Yes**, for each school, please provide a description of the position(s) you hold, your responsibilities, your salary and your start date.

3. Is the trustee an employee or agent of the management company or institutional partner of the charter school(s) governed by the Education Corporation?

Yes  No

If **Yes**, for each school, please provide a description of the position(s) you hold, your responsibilities, your salary and your start date.

4. Identify each interest/transaction (and provide the requested information) that you or any of your immediate family members or any persons who live with you in your house have held or engaged in with the charter school(s) governed by the Education Corporation during the time you have served on the board, and in the six-month period prior to such service. If there has been no such financial interest or transaction, write **None**. Please note that if you answered **Yes** to Questions 2-4 above, you need not disclose again your employment status, salary, etc.

| Date(s)   | Nature of Financial Interest/Transaction | Steps taken to avoid a conflict of interest, (e.g., did not vote, did not participate in discussion) | Name of person holding interest or engaging in transaction and relationship to yourself |
|---|--|--|---|
| <i>Please write "NONE" if applicable. Do not leave below blank.</i> |  |  |   |
| <b>NONE</b>   | <b>NONE</b>                              | <b>NONE</b>  | <b>NONE</b>   |

5. Identify each individual, business, corporation, union association, firm, partnership, committee proprietorship, franchise holding company, joint stock company, business or real estate trust, non-profit organization, or other organization or group of people doing business with the school(s) governed by the Education Corporation **and** in which such entity, during the time of your tenure as a trustee, you and/or your immediate family member(s) or person(s) living in your house had a financial interest or other relationship. If you are a member, director, officer or employee of an organization formally partnered with the school(s) that is/are doing business with the school(s) through a management or services agreement, please identify only the name of the organization, your position in the organization, and the relationship between such organization and the school(s). If there was no financial interest, write **None**.

| Organization conducting business with the school(s)                 | Nature of business conducted | Approximate value of the business conducted | Name of Trustee and/or immediate family member of household holding an interest in the organization conducting business with the school(s) and the nature of the interest | Steps Taken to Avoid Conflict of Interest |
|---|------------------------------|---|---|---|
| <i>Please write "NONE" if applicable. Do not leave below blank.</i> |                              |   |   |   |
| <b>NONE</b>   | <b>NONE</b>                  | <b>NONE</b>                                 | <b>NONE</b>   | <b>NONE</b>                               |

*Scott J. Friedman*  
Scott J. Friedman (Jun 6, 2017)

Jun 6, 2017

Signature

Date

*Please note that this document is considered a public record and as such, may be made available to members of the public upon request under the Freedom of Information Law. Personal contact information provided below will be redacted.*

**Business Telephone:** [REDACTED]

**Business Address:** \_\_\_\_\_

**E-mail Address:** [REDACTED]

**Home Telephone:** [REDACTED]

**Home Address:** \_\_\_\_\_

**Disclosure of Financial Interest by a Current or Proposed Charter School  
Education Corporation Trustee**

**Trustee Name:**

Suleman E. Lunat

---

**Name of Charter School Education Corporation (for an unmerged school, this is the Charter School Name):**

Success Academy Charter Schools - NYC

---

1. List all positions held on the education corporation board (e.g., president, treasurer, parent representative).

**Trustee**

2. Is the trustee an employee of any school operated by the Education Corporation?

Yes  No

If **Yes**, for each school, please provide a description of the position(s) you hold, your responsibilities, your salary and your start date.

3. Is the trustee an employee or agent of the management company or institutional partner of the charter school(s) governed by the Education Corporation?

Yes  No

If **Yes**, for each school, please provide a description of the position(s) you hold, your responsibilities, your salary and your start date.

4. Identify each interest/transaction (and provide the requested information) that you or any of your immediate family members or any persons who live with you in your house have held or engaged in with the charter school(s) governed by the Education Corporation during the time you have served on the board, and in the six-month period prior to such service. If there has been no such financial interest or transaction, write **None**. Please note that if you answered **Yes** to Questions 2-4 above, you need not disclose again your employment status, salary, etc.

| Date(s)   | Nature of Financial Interest/Transaction | Steps taken to avoid a conflict of interest, (e.g., did not vote, did not participate in discussion) | Name of person holding interest or engaging in transaction and relationship to yourself |
|---|--|--|---|
| <i>Please write "NONE" if applicable. Do not leave below blank.</i> |  |  |   |
| <b>None</b>   |  |  |   |

5. Identify each individual, business, corporation, union association, firm, partnership, committee proprietorship, franchise holding company, joint stock company, business or real estate trust, non-profit organization, or other organization or group of people doing business with the school(s) governed by the Education Corporation **and** in which such entity, during the time of your tenure as a trustee, you and/or your immediate family member(s) or person(s) living in your house had a financial interest or other relationship. If you are a member, director, officer or employee of an organization formally partnered with the school(s) that is/are doing business with the school(s) through a management or services agreement, please identify only the name of the organization, your position in the organization, and the relationship between such organization and the school(s). If there was no financial interest, write **None**.

| Organization conducting business with the school(s)                 | Nature of business conducted | Approximate value of the business conducted | Name of Trustee and/or immediate family member of household holding an interest in the organization conducting business with the school(s) and the nature of the interest | Steps Taken to Avoid Conflict of Interest |
|---|------------------------------|---|---|---|
| <i>Please write "NONE" if applicable. Do not leave below blank.</i> |                              |   |   |   |
| <b>None</b>   |                              |   |   |   |

  
 Suleman E. Lunat (Jun 26, 2017)

Jun 26, 2017

Signature

Date

*Please note that this document is considered a public record and as such, may be made available to members of the public upon request under the Freedom of Information Law. Personal contact information provided below will be redacted.*

Business Telephone: 

Business Address: 

E-mail Address: 

Home Telephone: 

Home Address: 



# Entry 9 BOT Table

Last updated: 07/28/2017

(tab across or use scroll bar at bottom of table)

## 1. Current Board Member Information

|   | Trustee Name     | Email Addresses | Position on the Board         | Committee Affiliations | Voting Member Per By Laws? (Y/N) | Area of Expertise, and/or Additional Role at School (parent, staff member, etc.) | Number of Terms Served and Length of Each (Include election date and term expiration) | Number of Board Mtgs Attended during 2016-17? |
|---|------------------|-----------------|-------------------------------|------------------------|----------------------------------|--|---|---|
| 1 | Bryan Binder     |                 | Vice Chair/<br>Vice President |                        |                                  |  |   |   |
| 2 | Derrell Bradford |                 |                               |                        |                                  |  |   |   |
| 3 | Sam Chainani     |                 |                               |                        |                                  |  |   |   |
| 4 | Sam Cole         |                 | Chair/<br>Board President     |                        |                                  |  |   |   |
| 5 | Scott Friedman   |                 | Treasurer                     |                        |                                  |  |   |   |
| 6 | Suleman Lunat    |                 |                               |                        |                                  |  |   |   |
|   | Graha            |                 |                               |                        |                                  |  |   |   |

|    |                        |  |                                  |  |    |  |  |  |
|----|------------------------|--|----------------------------------|--|----|--|--|--|
| 7  | m<br>Officer           |  |                                  |  |    |  |  |  |
| 8  | Khadij<br>ah<br>Pickel |  | Parent<br>Repres<br>entativ<br>e |  | No |  |  |  |
| 9  | Jarrett<br>Posner      |  |                                  |  |    |  |  |  |
| 10 | Greg<br>Sawers         |  | Secret<br>ary                    |  |    |  |  |  |
| 11 | Cate<br>Shaink<br>er   |  |                                  |  |    |  |  |  |
| 12 | Isela<br>Bahen<br>a    |  |                                  |  |    |  |  |  |
| 13 | Brian<br>Levine        |  |                                  |  |    |  |  |  |
| 14 | Lorenz<br>o<br>Smith   |  |                                  |  |    |  |  |  |
| 15 | Andy<br>Stone          |  |                                  |  |    |  |  |  |
| 16 | Robin<br>Pzena         |  |                                  |  |    |  |  |  |
| 17 |                        |  |                                  |  |    |  |  |  |
| 18 |                        |  |                                  |  |    |  |  |  |
| 19 |                        |  |                                  |  |    |  |  |  |
| 20 |                        |  |                                  |  |    |  |  |  |

**2. Total Number of Members on June 30, 2016** (No response)

**3. Total Number of Members Joining the Board 2016-17 School Year** (No response)

**4. Total Number of Members** (No response)  
**Departing the Board during the**  
**2016-17 School Year**

**5. Number of Voting Members** (No response)  
**2016-17, as set by the by-laws,**  
**resolution or minutes**

**6. Number of Board Meetings** bimonthly  
**Conducted in the 2016-17 School**  
**Year**

**7. Number of Board Meetings** bimonthly  
**Scheduled for the [2017-18](#)**  
**School Year**

**Thank you.**



# Entry 11 Enrollment and Retention of Special Populations

Last updated: 07/27/2017

## Instructions for Reporting Enrollment and Retention Strategies

Describe the efforts the charter school has made in 2016 2017 toward meeting targets to attract and retain enrollment of students with disabilities, English language learners, and students who are economically disadvantaged. In addition, describe the school’s plans for meeting or making progress toward meeting its enrollment and retention targets in 2017 2018.

## Recruitment/Attraction Efforts Toward Meeting Targets

|              | Describe Efforts Toward Meeting Recruitment Targets 2016 17)   | Describe Plans Toward Meeting Recruitment Targets 2017 18)   |
|--------------|--|--|
| Economically | <p>"Success Academy Charter Schools use robust outreach efforts to educate families about the option of applying to Success Academy schools. Each School’s outreach goal is that every family within the School’s Community School District (“CSD” or “in district”) knows about the School and its world class educational program, so that the family can choose to apply. This level of outreach is critical to reaching typically underserved families within the community, including those targeted by the enrollment and retention targets.</p> <p>All Success Academy schools undertake numerous outreach activities to recruit applicants. Some of the activities that promote the Schools and recruit applicants include:</p> <ul style="list-style-type: none"> <li>• Mailings and distributions to residents of the School’s CSD,</li> <li>• Mailings and distributions to residents in low income in district communities,</li> <li>• Mailings and distributions to residents in mixed income in district communities,</li> <li>• Targeted distribution of foreign language materials to foreign language speaking individuals and communities within the CSD, as determined by each School,</li> <li>• Advertisements, flyers, and/or marketing materials posted in local newspapers,</li> </ul> | <p>"Success Academy Charter Schools use robust outreach efforts to educate families about the option of applying to Success Academy schools. Each School’s outreach goal is that every family within the School’s Community School District (“CSD” or “in district”) knows about the School and its world class educational program, so that the family can choose to apply. This level of outreach is critical to reaching typically underserved families within the community, including those targeted by the enrollment and retention targets.</p> <p>All Success Academy schools undertake numerous outreach activities to recruit applicants. Some of the activities that promote the Schools and recruit applicants include:</p> <ul style="list-style-type: none"> <li>• Mailings and distributions to residents of the School’s CSD,</li> <li>• Mailings and distributions to residents in low income in district communities,</li> <li>• Mailings and distributions to residents in mixed income in district communities,</li> <li>• Targeted distribution of foreign language materials to foreign language speaking individuals and communities within the CSD, as determined by each School,</li> <li>• Advertisements, flyers, and/or marketing materials posted in local newspapers,</li> </ul> |

|                            |   |   |
|----------------------------|---|---|
| Disadvantaged              | <p>supermarkets, community centers, and/or apartment complexes, and/or</p> <ul style="list-style-type: none"> <li>• Open houses at the Schools and informational sessions hosted at public and private venues frequented by families of young children, including daycare and nursery schools.</li> </ul> <p>Success Academy’s outreach process ensures enrollment of students who qualify for the federal Free and Reduced Price Lunch program (“FRPL”). Outreach to families who likely have FRPL eligible children includes flyers and applications delivered to public housing apartment complexes, information sessions in community centers, and other strategies listed above.</p> <p>Each School offers a breakfast, snack (one or more times per day), and lunch program to all of its students free of charge. The Schools’ leadership and staff also work hard to help ensure that challenges in the home do not impact student learning or prevent students from receiving a top notch education. These efforts go a long way toward ensuring that students who are eligible for free and reduced price lunch have an opportunity to access the educational programs offered at the Schools."</p> | <p>supermarkets, community centers, and/or apartment complexes, and/or</p> <ul style="list-style-type: none"> <li>• Open houses at the Schools and informational sessions hosted at public and private venues frequented by families of young children, including daycare and nursery schools.</li> </ul> <p>Success Academy’s outreach process ensures enrollment of students who qualify for the federal Free and Reduced Price Lunch program (“FRPL”). Outreach to families who likely have FRPL eligible children includes flyers and applications delivered to public housing apartment complexes, information sessions in community centers, and other strategies listed above.</p> <p>Each School offers a breakfast, snack (one or more times per day), and lunch program to all of its students free of charge. The Schools’ leadership and staff also work hard to help ensure that challenges in the home do not impact student learning or prevent students from receiving a top notch education. These efforts go a long way toward ensuring that students who are eligible for free and reduced price lunch have an opportunity to access the educational programs offered at the Schools."</p> |
| English Language Learners  | <p>See above. In addition, Success Academy Charter Schools reinstated a lottery preference for ELL students in its admissions policy, commencing with admissions for the 2016 17 school year. Success Academy’s focus on robust outreach and its highly successful programs for enrolled ELL students also serve to attract and retain ELL students.</p>  | <p>See above. In addition, Success Academy Charter Schools reinstated a lottery preference for ELL students in its admissions policy, commencing with admissions for the 2016 17 school year. Success Academy’s focus on robust outreach and its highly successful programs for enrolled ELL students also serve to attract and retain ELL students.</p>  |
| Students with Disabilities | <p>See above. In addition, all Success Academy schools are committed to serving children with disabilities. The Schools seek to attract all students, including special education students, by directing advertising and other recruitment efforts at a broad range of neighborhoods, pre school programs, and community centers that serve both special education and non special education students. Also, all schools operated by Success Academy have detailed plans for serving students with special education</p>  | <p>See above. In addition, all Success Academy schools are committed to serving children with disabilities. The Schools seek to attract all students, including special education students, by directing advertising and other recruitment efforts at a broad range of neighborhoods, pre school programs, and community centers that serve both special education and non special education students. Also, all schools operated by Success Academy have detailed plans for serving students with special education</p>  |

needs once they are enrolled. Through these outreach and service efforts, each School seeks to ensure that enrollment and retention rates are comparable to those of schools within its respective CSD and/or the district.

needs once they are enrolled. Through these outreach and service efforts, each School seeks to ensure that enrollment and retention rates are comparable to those of schools within its respective CSD and/or the district.

## Retention Efforts Toward Meeting Targets

|                            | Describe Efforts Toward Meeting Retention Targets 2016 17)  | Describe Plans Toward Meeting Retention Targets 2017 18)  |
|----------------------------|---|---|
| Economically Disadvantaged | The Schools work to retain all of their students through the strength of their programs, their inspiring school culture, their efforts to meet students' individual needs, and through open communication lines with parents. Also, each School offers a breakfast, snack (one or more times per day), and lunch program to all of its students free of charge. The Schools' leadership and staff also work hard to help ensure that challenges in the home do not impact student learning or prevent students from receiving a top notch education. These efforts go a long way toward ensuring that students who are eligible for free and reduced price lunch have an opportunity to access the educational programs offered at the Schools. | The Schools work to retain all of their students through the strength of their programs, their inspiring school culture, their efforts to meet students' individual needs, and through open communication lines with parents. Also, each School offers a breakfast, snack (one or more times per day), and lunch program to all of its students free of charge. The Schools' leadership and staff also work hard to help ensure that challenges in the home do not impact student learning or prevent students from receiving a top notch education. These efforts go a long way toward ensuring that students who are eligible for free and reduced price lunch have an opportunity to access the educational programs offered at the Schools. |
| English Language Learners  | The Schools work to retain all of their students through the strength of their programs, their inspiring school culture, their efforts to meet students' individual needs, and through open communication lines with parents. Success Academy maintains highly successful programs for enrolled ELL students.   | The Schools work to retain all of their students through the strength of their programs, their inspiring school culture, their efforts to meet students' individual needs, and through open communication lines with parents. Success Academy maintains highly successful programs for enrolled ELL students.   |
| Students with Disabilities | The Schools work to retain all of their students through the strength of their programs, their inspiring school culture, their efforts to meet students' individual needs, and through open communication lines with parents. Also, all schools operated by Success Academy have detailed plans for serving students with special education needs once they are enrolled.   | The Schools work to retain all of their students through the strength of their programs, their inspiring school culture, their efforts to meet students' individual needs, and through open communication lines with parents. Also, all schools operated by Success Academy have detailed plans for serving students with special education needs once they are enrolled.   |



# Entry 12 Classroom Teacher and Administrator Attrition

Last updated: 08/01/2017

Report changes in teacher and administrator staffing.

## Instructions for completing the Classroom Teacher and Administrator Attrition Tables

Charter schools must complete the two tables named 2016-2017 Classroom Teacher and Administrator Attrition to report changes in teacher and administrator staffing in 2016-2017. Please provide the full time equivalent (FTE) of staff on June 30, 2016; the FTE for any departed staff from July 1, 2016 through June 30, 2017; the FTE for added staff from July 1, 2016 through June 30, 2017; and the FTE of staff added in newly created positions from July 1, 2016 through June 30, 2017 using the two tables provided.

### Classroom Teacher Attrition Table

|  | FTE Classroom Teachers on June 30, 2016 | FTE Classroom Teachers Departed 7/1/16 6/30/17 | FTE Classroom Teachers Filling Vacant Positions 7/1/16 6/30/17 | FTE Classroom Teachers Added in New Positions 7/1/16 6/30/17 | FTE of Classroom Teachers on June 30, 2017 |
|--|---|--|--|--|--|
|  | 32                                      | 1  | 4  | 1  | 36   |

### Administrator Position Attrition Table

|  | FTE Administrative Positions on June 30, 2016 | FTE Administrators Departed 7/1/16 6/30/17 | FTE Administrators Filling Vacant Positions 7/1/16 6/30/17 | FTE Administrators Added in New Positions 7/1/16 6/30/17 | FTE Administrative Positions on June 30, 2017 |
|--|---|--|--|--|---|
|  | 3   | 1  | 0  | 0  | 2   |

Thank you

# 2017-2018 ACADEMIC CALENDAR

## Success Academy

*\*All dates are subject to change*



| Date  | Event  | Grades   |
|---|--|--|
| <b>August 2017</b>                          |  |  |
| Monday, August 14                           | First Day of School - Elementary Schools   | Bronx 1, Bronx 2, Bronx 3 (Lower & Upper), Bronx 4, Harlem 1, Harlem 2, Harlem 4, Hell's Kitchen, Union Square, Upper West, Washington Heights<br>Bed-Stuy 2, Bed-Stuy 3, Bensonhurst, Bergen Beach, Bushwick, Cobble Hill, Crown Heights, Flatbush, Prospect Heights, Williamsburg<br>Far Rockaway, Rosedale, South Jamaica, Springfield Gardens  |
| Friday, August 18                           | 5th Grade Orientation - Middle Schools<br><i>(First Day of School - Monday, August 21)</i> | Bronx 1 MS, Bronx 2 MS, Bronx 3 MS<br>Harlem Central, Harlem East, Harlem North Central, Harlem North West, Harlem West, Midtown West<br>Bed-Stuy MS, Ditmas Park, Myrtle  |
| Monday, August 21                           | First Day of School - Elementary Schools   | Harlem 3, Harlem 5, Harlem 6<br>Bed-Stuy 1, Fort Greene  |
|   | First Day of School - Middle Schools & High Schools  | High School for the Liberal Arts - Manhattan,<br>High School for the Liberal Arts - Bronx  |
| Friday, September 8                         | 5th Grade Orientation<br><i>(First Day of School - Monday, September 11)</i>               | Hudson Yards Middle School   |
| Monday, September 18                        | First Day of School  | Hudson Yards Elementary School   |
| <b>September 2017</b>                       |  |  |
| Monday, September 4 - Tuesday, September 5  | No School: Labor Day and Teacher Training  | All Grades   |
| <b>October 2017</b>                         |  |  |
| Monday, October 9                           | No School: Columbus Day  | All Grades   |
| Tuesday, October 10 - Wednesday, October 11 | No School: Teacher Training  | Grades K - 8   |
| <b>November 2017</b>                        |  |  |
| Monday, November 20 - Friday, November 24   | No School: Thanksgiving Break and Teacher Training   | All Grades   |
| <b>December 2017</b>                        |  |  |
| Friday, December 22 - Wednesday, January 3  | No School: Winter Break and Teacher Training   | All Grades   |
| <b>January 2018</b>                         |  |  |
| Monday, January 15                          | No School: Martin Luther King Jr. Day  | All Grades   |
| Tuesday, January 16                         | No School: Teacher Training  | Grades K - 8   |
| <b>February 2018</b>                        |  |  |
| Monday, February 19 - Tuesday, February 20  | No School: President's Day and Teacher Training  | All Grades   |
| <b>March 2018</b>                           |  |  |
| Monday, March 5 - Monday, March 12          | No School: Spring Break and Teacher Training   | All Grades   |
| <b>April 2018</b>                           |  |  |
| Monday, April 16                            | No School  | Grades K - 8   |
| <b>May 2018</b>                             |  |  |
| Friday, May 4 - Monday, May 7               | No School: Teacher Training  | Grades K - 8   |
| Monday, May 28                              | No School: Memorial Day  | All Grades   |
| <b>June 2018</b>                            |  |  |
| Wednesday, June 13                          | Last Day of School - Elementary Schools  | Bronx 1, Bronx 2, Bronx 3 (Lower & Upper), Bronx 4, Harlem 1, Harlem 2, Harlem 3, Harlem 5, Harlem 6, Harlem 4, Hell's Kitchen, Union Square, Upper West, Washington Heights<br>Bed-Stuy 1, Bed-Stuy 2, Bed-Stuy 3, Bensonhurst, Bergen Beach, Bushwick, Cobble Hill, Crown Heights, Flatbush, Fort Greene, Prospect Heights, Williamsburg<br>Far Rockaway, Rosedale, South Jamaica, Springfield Gardens |
| Thursday, June 14                           | Last Day of School - High Schools  | High School for the Liberal Arts - Manhattan,<br>High School for the Liberal Arts - Bronx  |
| Friday, June 22                             | Graduation - 8th Grade<br><i>(MS Last Day of School - Thurs, June 21)</i>                  | Bronx 1 MS, Bronx 2 MS, Bronx 3 MS<br>Harlem Central, Harlem East, Harlem North Central, Harlem North West, Harlem West, Midtown West<br>Bed-Stuy MS, Ditmas Park, Myrtle  |
| Thursday, June 14                           | Last Day of School   | Hudson Yards Elementary School<br>Hudson Yards Middle School   |