



Entry 1 School Information

Created: 06/22/2017 • Last updated: 08/01/2017

Please be advised that you will need to complete this cover page (including signatures) before all of the other tasks assigned to you by your authorizer are visible on your task page. While completing this task, please ensure that you select the correct authorizer (**as of June 30, 2017**) or you may not be assigned the correct tasks.

a. SCHOOL NAME AND BEDS# TRUE NORTH ROCHESTER PREPARATORY CS WEST CAMPUS
(Select name from the drop down menu) (SUNY Trustees)

b. CHARTER AUTHORIZER SUNY Authorized Charter School
(For technical reasons, please re select authorizer name from the drop down menu).

c. DISTRICT / CSD OF LOCATION Rochester

d1. SCHOOL INFORMATION

	PRIMARY ADDRESS	PHONE NUMBER	FAX NUMBER	EMAIL ADDRESS
	432 Chili Avenue, Rochester, NY 14611	[REDACTED]	[REDACTED]	[REDACTED]

d2. PHONE CONTACT NUMBER FOR AFTER HOURS EMERGENCIES

Contact Name	Jonathan Myler
Title	Director of Operations
Emergency Phone Number (### ### ####)	[REDACTED]

e. SCHOOL WEB ADDRESS (URL) rochesterprep.uncommonschoools.org

f. DATE OF INITIAL CHARTER 12/2010

g. DATE FIRST OPENED FOR INSTRUCTION 08/2011

i. TOTAL ENROLLMENT ON JUNE 30, 2017 729

j. GRADES SERVED IN SCHOOL YEAR 2016-17

Check all that apply

Grades Served	K, 1, 2, 3, 5, 6, 7, 8
---------------	------------------------

k1. DOES THE SCHOOL CONTRACT WITH A CHARTER OR EDUCATIONAL MANAGEMENT ORGANIZATION? Yes

k2. NAME OF CMO/EMO AND ADDRESS

NAME OF CMO/EMO	Uncommon Schools, Inc.
PHYSICAL STREET ADDRESS	826 Broadway
CITY	New York
STATE	NY
ZIP CODE	10003
EMAIL ADDRESS	[REDACTED]

l1. FACILITIES

Does the school maintain or operate multiple sites?

	Yes, 2 sites
--	--------------

12. SCHOOL SITES

Please list the sites where the school will operate for the upcoming school year.

	Physical Address	Phone Number	District/CSD	Grades Served at Site	School at Full Capacity at Site	Facilities Agreement
Site 1 (same as primary site)	432 Chili Avenue, Rochester, NY 14611	[REDACTED]	ROCHESTER CITY SD	5 8	Yes	Own
Site 2	85 St. Jacob Street, Rochester, NY 14621	[REDACTED]	ROCHESTER CITY SD	K 3	No	Own
Site 3						

12a. Please provide the contact information for Site 1.

	Name	Work Phone	Alternate Phone	Email Address
School Leader	Adrienne Sopinski	[REDACTED]		[REDACTED]
Operational Leader	Jonathan Myler	[REDACTED]		[REDACTED]
Compliance Contact	Jonathan Myler	[REDACTED]		[REDACTED]
Complaint Contact	Adrienne Sopinski	[REDACTED]		[REDACTED]

13. Please provide the contact information for Site 2.

	Name	Work Phone	Alternate Phone	Email Address
School Leader	Emily Volpe	[REDACTED]		[REDACTED]
Operational Leader	Kaitlin Driscoll	[REDACTED]		[REDACTED]
Compliance Contact	Kaitlin Driscoll	[REDACTED]		[REDACTED]
Complaint Contact	Emily Volpe	[REDACTED]		[REDACTED]

m1. Is the school or are the school sites co-located? Yes

m2. Please list the terms of your current co-location.

	Date school will leave current co location	Is school working with NYCDOE to expand into current space?	If so, list year expansion will occur.	Is school working with NYCDOE to move to separate space?	If so, list the proposed space and year planned for move	School at Full Capacity at Site
Site 1 (primary site)	n/a	No		No		Yes
Site 2	unknown	No		No		No
Site 3						

n1. Were there any revisions to the school's charter during the 2016-17 school year? (Please include approved or pending material and non-material charter revisions). Yes

n2. Summary of Charter Revisions


	Category (Select Best Description)	Specific Revision (150 word limit)	Date Approved by BOT (if applicable)	Date Approved by Authorizer (if applicable)
1				
2				
3				
4				
5				

o. Name and Position of Individual(s) Who Completed the 2016-17 Annual Report. Jonathan Myler, Director of Operations

p. Our signatures below attest that all of the information contained herein is truthful and accurate and that this charter school is in compliance with all aspects of its charter, and with all pertinent Federal, State, and local laws, regulations, and rules. We understand that if any information in any part of this report is found to have been deliberately misrepresented, that will constitute grounds for the revocation of our charter. Check **YES if you agree and then use the mouse on your PC or the stylist on your mobile device to sign your name).**

Yes

Signature, Head of Charter School

Two handwritten signatures in black ink. The first signature is on the left and the second is on the right. Both are stylized and cursive.

Signature, President of the Board of Trustees

Geoffrey Rosenberger

Date

2017/08/01

Thank you.



Entry 2 NYS School Report Card Link

Last updated: 06/22/2017

1. NEW YORK STATE REPORT CARD

<https://data.nysed.gov/reportcard.php?year=2016&instid=800000070187>

Provide a direct URL or web link to the most recent New York State School Report Card for the charter school (See <https://reportcards.nysed.gov/>).

(Charter schools completing year one will not yet have a School Report Card or link to one. Please type "URL is not available" in the space provided).



Entry 4 Expenditures per Child

Created: 06/22/2017 • Last updated: 07/28/2017

Financial Information

This information is required of ALL charter schools. Provide the following measures of fiscal performance of the charter school in Appendix B (Total Expenditures and Administrative Expenditures Per Child):

1. Total Expenditures Per Child

To calculate '**Total Expenditures per Child**' take total expenditures (from the unaudited 2016-17 Schedule of Functional Expenses) and divide by the year end FTE student enrollment. (Integers Only. No dollar signs or commas).

Note: The information on the Schedule of Functional Expenses on pages 41-43 of the Audit Guide can help schools locate the amounts to use in the two per pupil calculations: <http://www.p12.nysed.gov/psc/AuditGuide.html>

Line 1: Total Expenditures	10053436
Line 2: Year End FTE student enrollment	735
Line 3: Divide Line 1 by Line 2	13678

2. Administrative Expenditures per Child

To calculate **'Administrative Expenditures per Child'** To calculate "Administrative Expenditures per Child" first *add* together the following:

1. Take the relevant portion from the 'personnel services cost' row and the 'management and general' column (from the unaudited 2016 17 Schedule of Functional Expenses)
2. Any contracted administrative/management fee paid to other organizations or corporations
3. Take the total from above and divide it by the year end FTE enrollment. The relevant portion that must be included in this calculation is defined as follows:

Administrative Expenditures: Administration and management of the charter school includes the activities and personnel of the offices of the chief school officer, the finance or business offices, school operations personnel, data management and reporting, human resources, technology, etc. It also includes those administrative and management services provided by other organizations or corporations on behalf of the charter school for which the charter school pays a fee or other compensation. Do not include the FTE of personnel whose role is to directly support the instructional program.

Notes:

The information on the Schedule of Functional Expenses on pages 41-43 of the Audit Guide can help schools locate the amounts to use in the two per pupil calculations:

<http://www.p12.nysed.gov/psc/AuditGuide.html>.

Employee benefit costs or expenditures should not be reported in the above calculations.

Line 1: Relevant Personnel Services Cost (Row)	1285339
Line 2: Management and General Cost (Column)	589070
Line 3: Sum of Line 1 and Line 2	1874409
Line 5: Divide Line 3 by the Year End FTE student enrollment	2550

Thank you.



**GENERAL INSTRUCTIONS FOR
ANNUAL BUDGET/QUARTERLY REPORT**

TEMPLATE TABS

1- GRAY tab contains the Instructions




Instructions	Provides description of tabs and input requirements.
Funding by District	Charter School Tuition Rates

2- BLUE tabs require input of information

1.) Name of School	>Select school name from list. >Enter contact information.
2.) Enrollment	Enter enrollment information for Annual Budget (& Revisions) and Quarterly Actuals. Includes: >Enrollment by Grade >Enrollment by District
3.) Staffing Plan	Enter staffing plan information for Annual Budget (& Revisions) and Quarterly Actuals. Includes: >Full Time Equivalent (FTE), by Position Category, By Quarter
4.) Yearly Budget	Enter Yearly Budget information. Includes: >"Pior Year" column may be completed based upon preliminary data, and adjusted with Annual Audited data when the Quarter 2 Actuals are being submitted. (Note: Quarterly Revenue allocation may be set) >Budgeted Enrollment data and Per Pupil Revenue for the current year are populated based upon input on tab "2.) Enrollment." >Budgeted FTE for current year is populated based upon input on tab "3.) Staffing Plan." >All other sources of revenue >All expenses >Budget Revisions, as necessary and <i>approved</i> by the school's Board of Directors, should be submitted when submitting Quarterly Actuals.
5.) Balance Sheet	Enter Balance Sheet information for EdCorps. Separate schools merged into a primary EdCorp should NOT use this tab. >"Pior Year" column may be completed based upon preliminary data, and adjusted with Annual Audited data when the Quarter 2 Actuals are being submitted.

6.) Quarterly Report	Enter Actual Quarterly Report information . Includes: >Actual Enrollment data and Per Pupil Revenue for the current year are populated based upon input on tab "2.) Enrollment." >Actual FTE for current year is populated based upon input on tab "3.) Staffing Plan." >All other sources of revenue >All expenses
7.) Annual Report Requirement	Complete when submitting Actual Quarter 4.

CELL COLORS & GUIDANCE COMMENTS

-  = Enter information into the light BLUE shaded cells.
-  = Cells labeled in ORANGE containe guidance regarding the input of information.
-  = Cells containing RED triangles in the upper right corner contain "guidance comments" on that particular line item. Please "mouse-over" the triangle to reveal each comment.

Charter Funding Alphabetical By NYS School District
*** (Sum of Charter School Basic Tuition and Supplemental Basic Tuition)**



ANNUAL BUDGET & QUARTERLY REPORT TEMPLATE

True North Rochester Preparatory Charter School - West Campus

SCHOOL

Name:	True North Rochester Preparatory Charter School - West Campus
--------------	---

CONTACT INFORMATION

Contact Name:	Michael Good
Contact Title:	Senior Associate Director of Finance
Contact Email:	[REDACTED]
Contact Phone:	[REDACTED]

REPORT PERIOD

Current Academic Year:	2017-18
Prior Academic Year:	2016-17

**TRUE NORTH ROCHESTER PREPARATORY CHARTER SCHOOL - WEST C
2017-18**

ENROLLMENT BY GRADES							
GRADES	K	1	2	3	4	5	6
INITIAL BUDGETED ENROLLMENT	90	90	102	95.5	92.5	90	90
TOTAL ENROLLMENT = 815							

ENROLLMENT BY DISTRICT							
------------------------	--	--	--	--	--	--	--

		ANNUAL BUDGET					
	PRIOR YEAR	TOTAL DISTRICTS/ENROLLMENT BY QUARTER					
	ACTUAL	QUARTER 1		QUARTER 2		QUARTER 3	
NUMBER OF SCHOOL DISTRICTS ENROLLED:	0	Original	Revised	Original	Revised	Original	Revised
NUMBER OF STUDENTS ENROLLED:	0	8	0	8	0	8	0
		815.000417	0	815.000417	0	815.000417	0

***NOTE:** If there are NO budget revisions at the time of quarterly submittal leave COMPLETELY BLANK. If budget revisions ARE made, the entire "REVISED" budget affected quarter(s) must be completed on tabs 2, 3 and 4.

			ANNUAL BUDGET					
		PRIOR YEAR	TOTAL DISTRICTS/ENROLLMENT BY QUARTER					
		2016-17	QUARTER 1		QUARTER 2		QUARTER 3	
PRIMARY/OTHER	DISTRICT NAME(S)	Actual Enrollment	Original Budgeted Enrollment	Revised Budgeted Enrollment	Original Budgeted Enrollment	Revised Budgeted Enrollment	Original Budgeted Enrollment	Revised Budgeted Enrollment
1	PRIMARY District ROCHESTER CITY SD		785.518227		785.518227		785.518227	
2	SECONDARY District CHURCHVILLE-CHILI CSD		3.45588		3.45588		3.45588	
3	Other District 3 GREECE CSD		10.4388		10.4388		10.4388	
4	Other District 4 EAST IRONDEQUOIT CSD		2.30392		2.30392		2.30392	
5	Other District 5 GATES-CHILI CSD		6.37183		6.37183		6.37183	
6	Other District 6 RUSH-HENRIETTA CSD		1.15196		1.15196		1.15196	
7	Other District 7 BRIGHTON CSD		3.45588		3.45588		3.45588	
8	Other District 8 SPENCERPORT CSD		2.30392		2.30392		2.30392	
9	Other District 9 (Select from drop-down list) →							

**STER PREPARATORY CHARTER
2017-18**

**TRUE NORTH ROCHESTER PREPARATORY CHARTER SCHOOL - WEST CAMPUS
2017-18**

PLAN - FULL TIME EQUIVALENT

STAFFING PLAN - FULL TIME EQUIVALENT ("FTE")

***NOTE:** Enter the number of FTE positions in the "blue" cells.

***NOTE:** If there are NO budget revisions at the time of quarterly submittal leave the 'REVISED' Column(s) COMPLETELY BLANK.

ADMINISTRATIVE PERSONNEL FTE	ADMINISTRATIVE PERSONNEL FTE	PRIOR YEAR 2016-17 ACTUAL
Executive Management	Executive Management	
Instructional Management	Instructional Management	
Deans, Directors & Coordinators	Deans, Directors & Coordinators	
CFO / Director of Finance	CFO / Director of Finance	
Operation / Business Manager	Operation / Business Manager	
Administrative Staff	Administrative Staff	
TOTAL ADMINISTRATIVE STAFF	TOTAL ADMINISTRATIVE STAFF	0.0

ANNUAL BUDGETED FTE							
Q1		Q2		Q3		Q4	
Original	Revised	Original	Revised	Original	Revised	Original	Revised
0.0		0.0		0.0		0.0	
2.0		2.0		2.0		2.0	
10.0		10.0		10.0		10.0	
0.0		0.0		0.0		0.0	
0.0		0.0		0.0		0.0	
8.2		8.2		8.2		8.2	
20.2	0.0	20.2	0.0	20.2	0.0	20.2	0.0

INSTRUCTIONAL PERSONNEL FTE	INSTRUCTIONAL PERSONNEL FTE	PRIOR YEAR 2016-17 ACTUAL
Teachers - Regular	Teachers - Regular	
Teachers - SPED	Teachers - SPED	
Substitute Teachers	Substitute Teachers	
Teaching Assistants	Teaching Assistants	
Specialty Teachers	Specialty Teachers	
Aides	Aides	
Therapists & Counselors	Therapists & Counselors	
Other	Other	
TOTAL INSTRUCTIONAL	TOTAL INSTRUCTIONAL	0.0

ANNUAL BUDGETED FTE							
Q1		Q2		Q3		Q4	
Original	Revised	Original	Revised	Original	Revised	Original	Revised
51.0		51.0		51.0		51.0	
7.0		7.0		7.0		7.0	
0.0		0.0		0.0		0.0	
8.0		8.0		8.0		8.0	
6.0		6.0		6.0		6.0	
0.0		0.0		0.0		0.0	
2.0		2.0		2.0		2.0	
0.0		0.0		0.0		0.0	
74.0	0.0	74.0	0.0	74.0	0.0	74.0	0.0

NON-INSTRUCTIONAL PERSONNEL FTE	NON-INSTRUCTIONAL PERSONNEL FTE	PRIOR YEAR 2016-17 ACTUAL
Nurse	Nurse	
Librarian	Librarian	
Custodian	Custodian	
Security	Security	
Other	Other	
TOTAL NON-INSTRUCTIONAL	TOTAL NON-INSTRUCTIONAL	0.0

ANNUAL BUDGETED FTE							
Q1		Q2		Q3		Q4	
Original	Revised	Original	Revised	Original	Revised	Original	Revised
0.0		0.0		0.0		0.0	
0.0		0.0		0.0		0.0	
2.0		2.0		2.0		2.0	
0.0		0.0		0.0		0.0	
0.0		0.0		0.0		0.0	
2.0	0.0	2.0	0.0	2.0	0.0	2.0	0.0

TOTAL PERSONNEL SERVICE FTE	TOTAL PERSONNEL SERVICE FTE	0.0
------------------------------------	------------------------------------	-----

96.2	0.0	96.2	0.0	96.2	0.0	96.2	0.0
------	-----	------	-----	------	-----	------	-----

**STER PREPARATORY CHARTER
2017-18**

PLAN - FULL TIME EQUIVALENT

***NOTE:** Enter the number of FTE positions in the "blue" cells. *Should be input.*

***NOTE:** State the assumptions that are being made for personnel FTE levels.

ADMINISTRATIVE PERSONNEL FTE		Description of Assumptions
	Q4	
	Actual	
Executive Management		
Instructional Management		
Deans, Directors & Coordinators		
CFO / Director of Finance		
Operation / Business Manager		
Administrative Staff		
TOTAL ADMINISTRATIVE STAFF	0.0	

INSTRUCTIONAL PERSONNEL FTE		Description of Assumptions
	Q4	
	Actual	
Teachers - Regular		
Teachers - SPED		
Substitute Teachers		
Teaching Assistants		
Specialty Teachers		
Aides		
Therapists & Counselors		
Other		
TOTAL INSTRUCTIONAL	0.0	

NON-INSTRUCTIONAL PERSONNEL FTE		Description of Assumptions
	Q4	
	Actual	
Nurse		
Librarian		
Custodian		
Security		
Other		
TOTAL NON-INSTRUCTIONAL	0.0	

TOTAL PERSONNEL SERVICE FTE	0.0	
------------------------------------	-----	--

TRUE NORTH ROCHESTER PREPARATORY CHARTER SCHOOL - WEST CAMP
Budget / Operating Plan
2017-18

Total Revenue	-	3,032,202	-	-	3,032,202	-	-	3,032,202
Total Expenses	-	2,900,590	-	-	2,900,590	-	-	2,900,590
Net Income	-	131,612	-	-	131,612	-	-	131,612
Actual Student Enrollment	-	815	-	-	815	-	-	815

	Prior Year Actual	1st Quarter - 7/1 - 9/30			2nd Quarter - 10/1 - 12/31			3rd Quarter
	2016-17 Revenue Per Pupil	Original Budget	Revised Budget	Variance	Original Budget	Revised Budget	Variance	Original Budget

REVENUE

REVENUES FROM STATE SOURCES

2017-18

Per Pupil Revenue

Per Pupil Rate

***NOTE: If there are NO budget revisions at the time of quarterly submittal leave
 If budget revisions ARE made, the entire "REVISED" budget columns for the affected**

		PPR %/Qtr->			25.0%			25.0%
Allocate Per Pupil Revenue by Quarter								
ROCHESTER CITY SD	13,090				2,570,608			2,570,608
CHURCHVILLE-CHILI CSD	11,122				9,609			9,609
GREECE CSD	11,979				31,262			31,262
EAST IRONDEQUOIT CSD	12,557				7,233			7,233
GATES-CHILI CSD	13,359				21,280			21,280
RUSH-HENRIETTA CSD	13,330				3,839			3,839
BRIGHTON CSD	13,448				11,619			11,619
SPENCERPORT CSD	11,533				6,643			6,643
-	-				-			-
-	-				-			-
-	-				-			-
-	-				-			-
-	-				-			-
-	-				-			-
-	-				-			-
-	-				-			-
ALL OTHER School Districts: (Weighted Avg)	-				-			-
TOTAL Per Pupil Revenue (Weighted Average Per Pupil Funding)	13,065				2,662,092			2,662,092
Special Education Revenue					59,986			59,986
Grants								
Stimulus								
DYCD (Department of Youth and Community Development)								
Other								
NYC DoE Rental Assistance								
Other								
TOTAL REVENUE FROM STATE SOURCES					2,722,078			2,722,078

REVENUE FROM FEDERAL FUNDING

IDEA Special Needs		4,082			4,082			4,082
Title I		102,866			102,866			102,866
Title Funding - Other		1,720			1,720			1,720
School Food Service (Free Lunch)		191,455			191,455			191,455
Grants								

TRUE NORTH ROCHESTER PREPARATORY CHARTER SCHOOL - WEST CAMP
Budget / Operating Plan
2017-18

Total Revenue	-	3,032,202	-	-	3,032,202	-	-	3,032,202
Total Expenses	-	2,900,590	-	-	2,900,590	-	-	2,900,590
Net Income	-	131,612	-	-	131,612	-	-	131,612
Actual Student Enrollment	-	815	-	-	815	-	-	815
	Prior Year Actual	1st Quarter - 7/1 - 9/30			2nd Quarter - 10/1 - 12/31			3rd Q
	2016-17	Original	Revised		Original	Revised		Original
	Revenue Per Pupil	Budget	Budget	Variance	Budget	Budget	Variance	Budget
Charter School Program (CSP) Planning & Implementation		-		-	-		-	-
Other				-			-	
Other		-		-	-		-	-
TOTAL REVENUE FROM FEDERAL SOURCES	-	300,124	-	-	300,124	-	-	300,124
LOCAL and OTHER REVENUE								
Contributions and Donations		5,000		-	5,000		-	5,000
Fundraising		-		-	-		-	-
Erate Reimbursement		-		-	-		-	-
Earnings on Investments		-		-	-		-	-
Interest Income		-		-	-		-	-
Food Service (Income from meals)		-		-	-		-	-
Text Book		-		-	-		-	-
OTHER		<u>5,000</u>		-	<u>5,000</u>		-	<u>5,000</u>
TOTAL REVENUE FROM LOCAL and OTHER SOURCES	-	10,000	-	-	10,000	-	-	10,000
TOTAL REVENUE	-	3,032,202	-	-	3,032,202	-	-	3,032,202

TRUE NORTH ROCHESTER PREPARATORY CHARTER SCHOOL - WEST CAMP
Budget / Operating Plan
2017-18

Total Revenue	-	3,032,202	-	-	3,032,202	-	-	3,032,202
Total Expenses	-	2,900,590	-	-	2,900,590	-	-	2,900,590
Net Income	-	131,612	-	-	131,612	-	-	131,612
Actual Student Enrollment	-	815	-	-	815	-	-	815
	Prior Year Actual	1st Quarter - 7/1 - 9/30			2nd Quarter - 10/1 - 12/31			3rd Quarter
	2016-17	Original	Revised	Variance	Original	Revised	Variance	Original
	Revenue Per Pupil	Budget	Budget		Budget	Budget		Budget

EXPENSES

ADMINISTRATIVE STAFF PERSONNEL COSTS

Avg. No. of Positions

Executive Management	-	52,811		-	52,811		-	52,811	
Instructional Management	2.00	21,675		-	21,675		-	21,675	
Deans, Directors & Coordinators	10.00	207,080		-	207,080		-	207,080	
CFO / Director of Finance	-	-		-	-		-	-	
Operation / Business Manager	-	-		-	-		-	-	
Administrative Staff	8.17	26,793		-	26,793		-	26,793	
TOTAL ADMINISTRATIVE STAFF	20.17	-	308,359	-	-	308,359	-	-	308,359

INSTRUCTIONAL PERSONNEL COSTS

Teachers - Regular	51.00	638,069		-	638,069		-	638,069	
Teachers - SPED	7.00	89,113		-	89,113		-	89,113	
Substitute Teachers	-	-		-	-		-	-	
Teaching Assistants	8.00	83,600		-	83,600		-	83,600	
Specialty Teachers	6.00	74,857		-	74,857		-	74,857	
Aides	-	-		-	-		-	-	
Therapists & Counselors	2.00	24,700		-	24,700		-	24,700	
Other	-	36,094		-	36,094		-	36,094	
TOTAL INSTRUCTIONAL	74.00	-	946,433	-	-	946,433	-	-	946,433

NON-INSTRUCTIONAL PERSONNEL COSTS

Nurse	-	-		-	-		-	-	
Librarian	-	-		-	-		-	-	
Custodian	2.00	20,190		-	20,190		-	20,190	
Security	-	-		-	-		-	-	
Other	-	37,795		-	37,795		-	37,795	
TOTAL NON-INSTRUCTIONAL	2.00	-	57,985	-	-	57,985	-	-	57,985

SUBTOTAL PERSONNEL SERVICE COSTS

	96.17	-	1,312,777	-	-	1,312,777	-	-	1,312,777
--	-------	---	-----------	---	---	-----------	---	---	-----------

PAYROLL TAXES AND BENEFITS

Payroll Taxes		114,233		-	114,233		-	114,233
Fringe / Employee Benefits		229,181		-	229,181		-	229,181

TRUE NORTH ROCHESTER PREPARATORY CHARTER SCHOOL - WEST CAMP
Budget / Operating Plan
2017-18

		-	3,032,202	-	-	3,032,202	-	-	3,032,202
Total Revenue		-	3,032,202	-	-	3,032,202	-	-	3,032,202
Total Expenses		-	2,900,590	-	-	2,900,590	-	-	2,900,590
Net Income		-	131,612	-	-	131,612	-	-	131,612
Actual Student Enrollment		-	815	-	-	815	-	-	815
		Prior Year Actual 2016-17 Revenue Per Pupil	1st Quarter - 7/1 - 9/30			2nd Quarter - 10/1 - 12/31			3rd Q
			Original Budget	Revised Budget	Variance	Original Budget	Revised Budget	Variance	Original Budget
Retirement / Pension			-		-	-		-	-
TOTAL PAYROLL TAXES AND BENEFITS		-	343,414	-	-	343,414	-	-	343,414
TOTAL PERSONNEL SERVICE COSTS			1,656,191	-	-	1,656,191	-	-	1,656,191
CONTRACTED SERVICES									
Accounting / Audit			675		-	675		-	675
Legal			4,830		-	4,830		-	4,830
Management Company Fee			242,493		-	242,493		-	242,493
Nurse Services			-		-	-		-	-
Food Service / School Lunch			-		-	-		-	-
Payroll Services			6,852		-	6,852		-	6,852
Special Ed Services			2,500		-	2,500		-	2,500
Titlement Services (i.e. Title I)			-		-	-		-	-
Other Purchased / Professional / Consulting			5,906		-	5,906		-	5,906
TOTAL CONTRACTED SERVICES		-	263,256	-	-	263,256	-	-	263,256

96.17

TRUE NORTH ROCHESTER PREPARATORY CHARTER SCHOOL - WEST CAMP
Budget / Operating Plan
2017-18

Total Revenue	-	3,032,202	-	-	3,032,202	-	-	3,032,202
Total Expenses	-	2,900,590	-	-	2,900,590	-	-	2,900,590
Net Income	-	131,612	-	-	131,612	-	-	131,612
Actual Student Enrollment	-	815	-	-	815	-	-	815

	Prior Year Actual 2016-17 Revenue Per Pupil	1st Quarter - 7/1 - 9/30			2nd Quarter - 10/1 - 12/31			3rd Q
		Original Budget	Revised Budget	Variance	Original Budget	Revised Budget	Variance	Original Budget

SCHOOL OPERATIONS

Board Expenses		225		-	225		-	225
Classroom / Teaching Supplies & Materials		53,360		-	53,360		-	53,360
Special Ed Supplies & Materials		-		-	-		-	-
Textbooks / Workbooks		9,000		-	9,000		-	9,000
Supplies & Materials other		-		-	-		-	-
Equipment / Furniture		25,875		-	25,875		-	25,875
Telephone		24,956		-	24,956		-	24,956
Technology		127,167		-	127,167		-	127,167
Student Testing & Assessment		5,661		-	5,661		-	5,661
Field Trips		28,750		-	28,750		-	28,750
Transportation (student)		34,250		-	34,250		-	34,250
Student Services - other		14,500		-	14,500		-	14,500
Office Expense		21,250		-	21,250		-	21,250
Staff Development		82,422		-	82,422		-	82,422
Staff Recruitment		5,200		-	5,200		-	5,200
Student Recruitment / Marketing		9,125		-	9,125		-	9,125
School Meals / Lunch		166,885		-	166,885		-	166,885
Travel (Staff)		-		-	-		-	-
Fundraising		-		-	-		-	-
Other		<u>78,445</u>		-	<u>78,445</u>		-	<u>78,445</u>
TOTAL SCHOOL OPERATIONS	-	687,072	-	-	687,072	-	-	687,072

FACILITY OPERATION & MAINTENANCE

Insurance		22,918		-	22,918		-	22,918
Janitorial		27,950		-	27,950		-	27,950
Building and Land Rent / Lease / Facility Finance Interest		162,505.17		-	162,505.17		-	162,505.17
Repairs & Maintenance		39,948		-	39,948		-	39,948
Equipment / Furniture		5,625		-	5,625		-	5,625
Security		1,875		-	1,875		-	1,875
Utilities		<u>33,250</u>		-	<u>33,250</u>		-	<u>33,250</u>
TOTAL FACILITY OPERATION & MAINTENANCE	-	294,071	-	-	294,071	-	-	294,071

**DEPRECIATION & AMORTIZATION
RESERVES / CONTINGENCY**

				-			-	
				-			-	

TRUE NORTH ROCHESTER PREPARATORY CHARTER SCHOOL - WEST CAMP
Budget / Operating Plan
2017-18

Total Revenue	-	3,032,202	-	-	3,032,202	-	-	3,032,202
Total Expenses	-	2,900,590	-	-	2,900,590	-	-	2,900,590
Net Income	-	131,612	-	-	131,612	-	-	131,612
Actual Student Enrollment	-	815	-	-	815	-	-	815
	Prior Year Actual	1st Quarter - 7/1 - 9/30			2nd Quarter - 10/1 - 12/31			3rd C
	2016-17	Original	Revised		Original	Revised		Original
	Revenue Per	Budget	Budget	Variance	Budget	Budget	Variance	Budget
	Pupil							
TOTAL EXPENSES	-	<u>2,900,590</u>	-	-	<u>2,900,590</u>	-	-	<u>2,900,590</u>
NET INCOME	-	<u>131,612</u>	-	-	<u>131,612</u>	-	-	<u>131,612</u>

2017-18
TRUE NORTH ROCHESTER PREPARATORY CHARTER SCHOOL - WEST CAMP
Budget / Operating Plan
2017-18

Total Revenue	-	3,032,202	-	-	3,032,202	-	-	3,032,202
Total Expenses	-	2,900,590	-	-	2,900,590	-	-	2,900,590
Net Income	-	131,612	-	-	131,612	-	-	131,612
Actual Student Enrollment	-	815	-	-	815	-	-	815
	Prior Year Actual	1st Quarter - 7/1 - 9/30			2nd Quarter - 10/1 - 12/31			3rd Q
	2016-17	Original	Revised		Original	Revised		Original
	Revenue Per Pupil	Budget	Budget	Variance	Budget	Budget	Variance	Budget
ENROLLMENT - *School Districts Are Linked To Above Entries*								
Number of Districts:	-	8	-	-	8	-	-	8
ROCHESTER CITY SD	-	786	-	-	786	-	-	786
CHURCHVILLE-CHILI CSD	-	3	-	-	3	-	-	3
GREECE CSD	-	10	-	-	10	-	-	10
EAST IRONDEQUOIT CSD	-	2	-	-	2	-	-	2
GATES-CHILI CSD	-	6	-	-	6	-	-	6
RUSH-HENRIETTA CSD	-	1	-	-	1	-	-	1
BRIGHTON CSD	-	3	-	-	3	-	-	3
SPENCERPORT CSD	-	2	-	-	2	-	-	2
-	-	-	-	-	-	-	-	-
-	-	-	-	-	-	-	-	-
-	-	-	-	-	-	-	-	-
-	-	-	-	-	-	-	-	-
-	-	-	-	-	-	-	-	-
-	-	-	-	-	-	-	-	-
-	-	-	-	-	-	-	-	-
ALL OTHER School Districts: (Weighted Avg)	-	-	-	-	-	-	-	-
TOTAL ENROLLMENT	-	815	-	-	815	-	-	815
REVENUE PER PUPIL	-	3,720	-	-	3,720	-	-	3,720
EXPENSES PER PUPIL	-	3,559	-	-	3,559	-	-	3,559

				US				
Total Revenue				-	-	3,032,202	-	-
Total Expenses				-	-	3,052,210	-	-
Net Income				-	-	(20,008)	-	-
Actual Student Enrollment				-	-	815	-	-
				3rd Quarter - 1/1 - 3/31		4th Quarter - 4/1 - 6/30		
				Revised Budget	Variance	Original Budget	Revised Budget	Variance
REVENUE				the 'REVISED' Column(s) COMPLETELY BLANK.				
REVENUES FROM STATE SOURCES				ected quarter(s) must be completed on tabs 2, 3 and 4.				
				2017-18				
Per Pupil Revenue				Per Pupil Rate		25.0%	25.0%	25.0%
ROCHESTER CITY SD				13,090	-	-	2,570,608	-
CHURCHVILLE-CHILI CSD				11,122	-	-	9,609	-
GREECE CSD				11,979	-	-	31,262	-
EAST IRONDEQUOIT CSD				12,557	-	-	7,233	-
GATES-CHILI CSD				13,359	-	-	21,280	-
RUSH-HENRIETTA CSD				13,330	-	-	3,839	-
BRIGHTON CSD				13,448	-	-	11,619	-
SPENCERPORT CSD				11,533	-	-	6,643	-
-				-	-	-	-	-
-				-	-	-	-	-
-				-	-	-	-	-
-				-	-	-	-	-
-				-	-	-	-	-
-				-	-	-	-	-
-				-	-	-	-	-
-				-	-	-	-	-
-				-	-	-	-	-
-				-	-	-	-	-
ALL OTHER School Districts: (Weighted Avg)				-	-	-	-	-
TOTAL Per Pupil Revenue (Weighted Average Per Pupil Funding)				13,065	-	-	2,662,092	-
Special Education Revenue							59,986	
Grants								
Stimulus								
DYCD (Department of Youth and Community Development)								
Other								
NYC DoE Rental Assistance								
Other								
TOTAL REVENUE FROM STATE SOURCES							2,722,078	
REVENUE FROM FEDERAL FUNDING								
IDEA Special Needs							4,082	
Title I							102,866	
Title Funding - Other							1,720	
School Food Service (Free Lunch)							191,455	
Grants								

	US				
Total Revenue	-	-	3,032,202	-	-
Total Expenses	-	-	3,052,210	-	-
Net Income	-	-	(20,008)	-	-
Actual Student Enrollment	-	-	815	-	-
	Quarter - 1/1 - 3/31		4th Quarter - 4/1 - 6/30		
	Revised Budget	Variance	Original Budget	Revised Budget	Variance
Charter School Program (CSP) Planning & Implementation		-	-		-
Other		-			-
Other		=	=		=
TOTAL REVENUE FROM FEDERAL SOURCES	-	-	300,124	-	-
LOCAL and OTHER REVENUE					
Contributions and Donations		-	5,000		-
Fundraising		-	-		-
Erate Reimbursement		-	-		-
Earnings on Investments		-	-		-
Interest Income		-	-		-
Food Service (Income from meals)		-	-		-
Text Book		-	-		-
OTHER		=	<u>5,000</u>		=
TOTAL REVENUE FROM LOCAL and OTHER SOURCES	-	-	10,000	-	-
TOTAL REVENUE	-	-	3,032,202	-	-

		US				
Total Revenue		-	-	3,032,202	-	-
Total Expenses		-	-	3,052,210	-	-
Net Income		-	-	(20,008)	-	-
Actual Student Enrollment		-	-	815	-	-
		Quarter - 1/1 - 3/31		4th Quarter - 4/1 - 6/30		
		Revised Budget	Variance	Original Budget	Revised Budget	Variance
EXPENSES						
ADMINISTRATIVE STAFF PERSONNEL COSTS		Avg. No. of Positions				
Executive Management	-		-	52,811		-
Instructional Management	2.00		-	21,675		-
Deans, Directors & Coordinators	10.00		-	207,080		-
CFO / Director of Finance	-		-	-		-
Operation / Business Manager	-		-	-		-
Administrative Staff	8.17		-	26,793		-
TOTAL ADMINISTRATIVE STAFF	20.17	-	-	308,359	-	-
INSTRUCTIONAL PERSONNEL COSTS						
Teachers - Regular	51.00		-	638,069		-
Teachers - SPED	7.00		-	89,113		-
Substitute Teachers	-		-	-		-
Teaching Assistants	8.00		-	83,600		-
Specialty Teachers	6.00		-	74,857		-
Aides	-		-	-		-
Therapists & Counselors	2.00		-	24,700		-
Other	-		-	36,094		-
TOTAL INSTRUCTIONAL	74.00	-	-	946,433	-	-
NON-INSTRUCTIONAL PERSONNEL COSTS						
Nurse	-		-	-		-
Librarian	-		-	-		-
Custodian	2.00		-	20,190		-
Security	-		-	-		-
Other	-		-	37,795		-
TOTAL NON-INSTRUCTIONAL	2.00	-	-	57,985	-	-
SUBTOTAL PERSONNEL SERVICE COSTS						
	96.17	-	-	1,312,777	-	-
PAYROLL TAXES AND BENEFITS						
Payroll Taxes			-	114,233		-
Fringe / Employee Benefits			-	229,181		-

		US				
Total Revenue		-	-	3,032,202	-	-
Total Expenses		-	-	3,052,210	-	-
Net Income		-	-	(20,008)	-	-
Actual Student Enrollment		-	-	815	-	-
		Quarter - 1/1 - 3/31		4th Quarter - 4/1 - 6/30		
		Revised Budget	Variance	Original Budget	Revised Budget	Variance
Retirement / Pension			-	-		-
TOTAL PAYROLL TAXES AND BENEFITS		-	-	343,414	-	-
TOTAL PERSONNEL SERVICE COSTS						
	96.17	-	-	1,656,191	-	-
CONTRACTED SERVICES						
Accounting / Audit			-	675		-
Legal			-	4,830		-
Management Company Fee			-	242,493		-
Nurse Services			-	-		-
Food Service / School Lunch			-	-		-
Payroll Services			-	6,852		-
Special Ed Services			-	2,500		-
Titlement Services (i.e. Title I)			-	-		-
Other Purchased / Professional / Consulting			-	<u>5,906</u>		-
TOTAL CONTRACTED SERVICES		-	-	263,256	-	-

	US				
Total Revenue	-	-	3,032,202	-	-
Total Expenses	-	-	3,052,210	-	-
Net Income	-	-	(20,008)	-	-
Actual Student Enrollment	-	-	815	-	-
	Quarter - 1/1 - 3/31		4th Quarter - 4/1 - 6/30		
	Revised Budget	Variance	Original Budget	Revised Budget	Variance
SCHOOL OPERATIONS					
Board Expenses		-	225		-
Classroom / Teaching Supplies & Materials		-	53,360		-
Special Ed Supplies & Materials		-	-		-
Textbooks / Workbooks		-	9,000		-
Supplies & Materials other		-	-		-
Equipment / Furniture		-	25,875		-
Telephone		-	24,956		-
Technology		-	127,167		-
Student Testing & Assessment		-	5,661		-
Field Trips		-	28,750		-
Transportation (student)		-	34,250		-
Student Services - other		-	14,500		-
Office Expense		-	21,250		-
Staff Development		-	82,422		-
Staff Recruitment		-	5,200		-
Student Recruitment / Marketing		-	9,125		-
School Meals / Lunch		-	166,885		-
Travel (Staff)		-	-		-
Fundraising		-	-		-
Other		-	<u>78,445</u>		-
TOTAL SCHOOL OPERATIONS	-	-	687,072	-	-
FACILITY OPERATION & MAINTENANCE					
Insurance		-	22,918		-
Janitorial		-	27,950		-
Building and Land Rent / Lease / Facility Finance Interest		-	162,505.17		-
Repairs & Maintenance		-	39,948		-
Equipment / Furniture		-	5,625		-
Security		-	1,875		-
Utilities		-	<u>33,250</u>		-
TOTAL FACILITY OPERATION & MAINTENANCE	-	-	294,071	-	-
DEPRECIATION & AMORTIZATION		-	151,620		-
RESERVES / CONTINGENCY		-			-

	US				
	US				
Total Revenue	-	-	3,032,202	-	-
Total Expenses	-	-	3,052,210	-	-
Net Income	-	-	(20,008)	-	-
Actual Student Enrollment	-	-	815	-	-
	Quarter - 1/1 - 3/31		4th Quarter - 4/1 - 6/30		
	Revised Budget	Variance	Original Budget	Revised Budget	Variance
TOTAL EXPENSES	-	-	3,052,210	-	-
NET INCOME	-	-	(20,008)	-	-

	US				
Total Revenue	-	-	3,032,202	-	-
Total Expenses	-	-	3,052,210	-	-
Net Income	Quarter - 1/1 - 3/31		(20,008)	-	-
Actual Student Enrollment	-	-	815	-	-
	Quarter - 1/1 - 3/31		4th Quarter - 4/1 - 6/30		
	Revised Budget	Variance	Original Budget	Revised Budget	Variance
ENROLLMENT - *School Districts Are Linked To Above Entries*					
Number of Districts:	-	-	8	-	-
ROCHESTER CITY SD	-	-	786	-	-
CHURCHVILLE-CHILI CSD	-	-	3	-	-
GREECE CSD	-	-	10	-	-
EAST IRONDEQUOIT CSD	-	-	2	-	-
GATES-CHILI CSD	-	-	6	-	-
RUSH-HENRIETTA CSD	-	-	1	-	-
BRIGHTON CSD	-	-	3	-	-
SPENCERPORT CSD	-	-	2	-	-
-	-	-	-	-	-
-	-	-	-	-	-
-	-	-	-	-	-
-	-	-	-	-	-
-	-	-	-	-	-
-	-	-	-	-	-
-	-	-	-	-	-
ALL OTHER School Districts: (Weighted Avg)	-	-	-	-	-
TOTAL ENROLLMENT	=	=	815	=	=
REVENUE PER PUPIL	=	=	3,720	=	=
EXPENSES PER PUPIL	-	-	3,745	-	-

TRUE NORTH ROCHESTER PREPARATORY CHARTER SCHOOL - WEST CAMPUS
Budget / Operating Plan

2017-18

Total Revenue	12,128,808	12,128,808	-	12,128,808	12,128,808
Total Expenses	11,753,980	11,753,980	-	(11,753,980)	(11,753,980)
Net Income	374,829	374,829	-	374,829	374,829
Actual Student Enrollment					

	Total Year			VARIANCE	
	Original Budget	Revised Budget	Variance	Original Budget vs. PY Budget	Revised Budget vs. PY Budget

DESCRIPTION OF ASSUMPTIONS

REVENUE

REVENUES FROM STATE SOURCES

2017-18

Per Pupil Revenue

Per Pupil Rate

ROCHESTER CITY SD	13,090	10,282,434	10,282,434	-	10,282,434	10,282,434
CHURCHVILLE-CHILI CSD	11,122	38,436	38,436	-	38,436	38,436
GREECE CSD	11,979	125,046	125,046	-	125,046	125,046
EAST IRONDEQUOIT CSD	12,557	28,930	28,930	-	28,930	28,930
GATES-CHILI CSD	13,359	85,121	85,121	-	85,121	85,121
RUSH-HENRIETTA CSD	13,330	15,356	15,356	-	15,356	15,356
BRIGHTON CSD	13,448	46,475	46,475	-	46,475	46,475
SPENCERPORT CSD	11,533	26,571	26,571	-	26,571	26,571
-	-	-	-	-	-	-
-	-	-	-	-	-	-
-	-	-	-	-	-	-
-	-	-	-	-	-	-
-	-	-	-	-	-	-
-	-	-	-	-	-	-
-	-	-	-	-	-	-
-	-	-	-	-	-	-
ALL OTHER School Districts: (Weighted Avg)	-	-	-	-	-	-
TOTAL Per Pupil Revenue (Weighted Average Per Pupil Funding)	13,065	10,648,369	10,648,369	-	10,648,369	10,648,369
Special Education Revenue		239,943	239,943	-	239,943	239,943
Grants						
Stimulus		-	-	-	-	-
DYCD (Department of Youth and Community Development)		-	-	-	-	-
Other		-	-	-	-	-
NYC DoE Rental Assistance		-	-	-	-	-
Other		-	-	-	-	-
TOTAL REVENUE FROM STATE SOURCES		10,888,312	10,888,312	-	10,888,312	10,888,312

REVENUE FROM FEDERAL FUNDING

IDEA Special Needs		16,329	16,329	-	16,329	16,329
Title I		411,465	411,465	-	411,465	411,465
Title Funding - Other		6,880	6,880	-	6,880	6,880
School Food Service (Free Lunch)		765,822	765,822	-	765,822	765,822
Grants						

TRUE NORTH ROCHESTER PREPARATORY CHARTER SCHOOL - WEST CAMPUS
Budget / Operating Plan

2017-18

Total Revenue	12,128,808	12,128,808	-	12,128,808	12,128,808
Total Expenses	11,753,980	11,753,980	-	(11,753,980)	(11,753,980)
Net Income	374,829	374,829	-	374,829	374,829
Actual Student Enrollment					
	Total Year			VARIANCE	
	Original Budget	Revised Budget	Variance	Original Budget vs. PY Budget	Revised Budget vs. PY Budget
Charter School Program (CSP) Planning & Implementation	-	-	-	-	-
Other	-	-	-	-	-
Other	-	-	-	-	-
TOTAL REVENUE FROM FEDERAL SOURCES	1,200,496	1,200,496	-	1,200,496	1,200,496
LOCAL and OTHER REVENUE					
Contributions and Donations	20,000	20,000	-	20,000	20,000
Fundraising	-	-	-	-	-
Erate Reimbursement	-	-	-	-	-
Earnings on Investments	-	-	-	-	-
Interest Income	-	-	-	-	-
Food Service (Income from meals)	-	-	-	-	-
Text Book	-	-	-	-	-
OTHER	<u>20,000</u>	<u>20,000</u>	<u>-</u>	<u>20,000</u>	<u>20,000</u>
TOTAL REVENUE FROM LOCAL and OTHER SOURCES	40,000	40,000	-	40,000	40,000
TOTAL REVENUE	<u>12,128,808</u>	<u>12,128,808</u>	-	<u>12,128,808</u>	<u>12,128,808</u>

DESCRIPTION OF ASSUMPTIONS

TRUE NORTH ROCHESTER PREPARATORY CHARTER SCHOOL - WEST CAMPUS
Budget / Operating Plan

2017-18

Total Revenue	12,128,808	12,128,808	-	12,128,808	12,128,808
Total Expenses	11,753,980	11,753,980	-	(11,753,980)	(11,753,980)
Net Income	374,829	374,829	-	374,829	374,829
Actual Student Enrollment					

Total Year			VARIANCE	
Original Budget	Revised Budget	Variance	Original Budget vs. PY Budget	Revised Budget vs. PY Budget

DESCRIPTION OF ASSUMPTIONS

EXPENSES

ADMINISTRATIVE STAFF PERSONNEL COSTS

Avg. No. of Positions

Executive Management	-	211,245	211,245	-	(211,245)	(211,245)
Instructional Management	2.00	86,700	86,700	-	(86,700)	(86,700)
Deans, Directors & Coordinators	10.00	828,319	828,319	-	(828,319)	(828,319)
CFO / Director of Finance	-	-	-	-	-	-
Operation / Business Manager	-	-	-	-	-	-
Administrative Staff	8.17	107,170	107,170	-	(107,170)	(107,170)
TOTAL ADMINISTRATIVE STAFF	20.17	1,233,434	1,233,434	-	(1,233,434)	(1,233,434)

INSTRUCTIONAL PERSONNEL COSTS

Teachers - Regular	51.00	2,552,275	2,552,275	-	(2,552,275)	(2,552,275)
Teachers - SPED	7.00	356,452	356,452	-	(356,452)	(356,452)
Substitute Teachers	-	-	-	-	-	-
Teaching Assistants	8.00	334,400	334,400	-	(334,400)	(334,400)
Specialty Teachers	6.00	299,430	299,430	-	(299,430)	(299,430)
Aides	-	-	-	-	-	-
Therapists & Counselors	2.00	98,800	98,800	-	(98,800)	(98,800)
Other	-	144,377	144,377	-	(144,377)	(144,377)
TOTAL INSTRUCTIONAL	74.00	3,785,734	3,785,734	-	(3,785,734)	(3,785,734)

NON-INSTRUCTIONAL PERSONNEL COSTS

Nurse	-	-	-	-	-	-
Librarian	-	-	-	-	-	-
Custodian	2.00	80,760	80,760	-	(80,760)	(80,760)
Security	-	-	-	-	-	-
Other	-	151,180	151,180	-	(151,180)	(151,180)
TOTAL NON-INSTRUCTIONAL	2.00	231,940	231,940	-	(231,940)	(231,940)

SUBTOTAL PERSONNEL SERVICE COSTS

96.17	5,251,108	5,251,108	-	(5,251,108)	(5,251,108)
-------	-----------	-----------	---	-------------	-------------

PAYROLL TAXES AND BENEFITS

Payroll Taxes		456,931	456,931	-	(456,931)	(456,931)
Fringe / Employee Benefits		916,724	916,724	-	(916,724)	(916,724)

TRUE NORTH ROCHESTER PREPARATORY CHARTER SCHOOL - WEST CAMPUS
Budget / Operating Plan

2017-18

	Total Year			VARIANCE	
	Original Budget	Revised Budget	Variance	Original Budget vs. PY Budget	Revised Budget vs. PY Budget
Total Revenue	12,128,808	12,128,808	-	12,128,808	12,128,808
Total Expenses	11,753,980	11,753,980	-	(11,753,980)	(11,753,980)
Net Income	374,829	374,829	-	374,829	374,829
Actual Student Enrollment					
Retirement / Pension	-	-	-	-	-
TOTAL PAYROLL TAXES AND BENEFITS	1,373,655	1,373,655	-	(1,373,655)	(1,373,655)
TOTAL PERSONNEL SERVICE COSTS	6,624,763	6,624,763	-	(6,624,763)	(6,624,763)
CONTRACTED SERVICES					
Accounting / Audit	2,700	2,700	-	(2,700)	(2,700)
Legal	19,322	19,322	-	(19,322)	(19,322)
Management Company Fee	969,971	969,971	-	(969,971)	(969,971)
Nurse Services	-	-	-	-	-
Food Service / School Lunch	-	-	-	-	-
Payroll Services	27,408	27,408	-	(27,408)	(27,408)
Special Ed Services	10,000	10,000	-	(10,000)	(10,000)
Titlement Services (i.e. Title I)	-	-	-	-	-
Other Purchased / Professional / Consulting	23,625	23,625	-	(23,625)	(23,625)
TOTAL CONTRACTED SERVICES	1,053,025	1,053,025	-	(1,053,025)	(1,053,025)

96.17

DESCRIPTION OF ASSUMPTIONS

TRUE NORTH ROCHESTER PREPARATORY CHARTER SCHOOL - WEST CAMPUS
Budget / Operating Plan

2017-18

Total Revenue	12,128,808	12,128,808	-	12,128,808	12,128,808
Total Expenses	11,753,980	11,753,980	-	(11,753,980)	(11,753,980)
Net Income	374,829	374,829	-	374,829	374,829
Actual Student Enrollment					

	Total Year			VARIANCE	
	Original Budget	Revised Budget	Variance	Original Budget vs. PY Budget	Revised Budget vs. PY Budget

DESCRIPTION OF ASSUMPTIONS

SCHOOL OPERATIONS

Board Expenses	900	900	-	(900)	(900)
Classroom / Teaching Supplies & Materials	213,440	213,440	-	(213,440)	(213,440)
Special Ed Supplies & Materials	-	-	-	-	-
Textbooks / Workbooks	36,000	36,000	-	(36,000)	(36,000)
Supplies & Materials other	-	-	-	-	-
Equipment / Furniture	103,500	103,500	-	(103,500)	(103,500)
Telephone	99,824	99,824	-	(99,824)	(99,824)
Technology	508,669	508,669	-	(508,669)	(508,669)
Student Testing & Assessment	22,643	22,643	-	(22,643)	(22,643)
Field Trips	115,000	115,000	-	(115,000)	(115,000)
Transportation (student)	137,000	137,000	-	(137,000)	(137,000)
Student Services - other	58,000	58,000	-	(58,000)	(58,000)
Office Expense	85,000	85,000	-	(85,000)	(85,000)
Staff Development	329,690	329,690	-	(329,690)	(329,690)
Staff Recruitment	20,800	20,800	-	(20,800)	(20,800)
Student Recruitment / Marketing	36,500	36,500	-	(36,500)	(36,500)
School Meals / Lunch	667,541	667,541	-	(667,541)	(667,541)
Travel (Staff)	-	-	-	-	-
Fundraising	-	-	-	-	-
Other	313,781	313,781	-	(313,781)	(313,781)
TOTAL SCHOOL OPERATIONS	2,748,288	2,748,288	-	(2,748,288)	(2,748,288)

FACILITY OPERATION & MAINTENANCE

Insurance	91,673	91,673	-	(91,673)	(91,673)
Janitorial	111,800	111,800	-	(111,800)	(111,800)
Building and Land Rent / Lease / Facility Finance Interest	650,021	650,021	-	(650,021)	(650,021)
Repairs & Maintenance	159,790	159,790	-	(159,790)	(159,790)
Equipment / Furniture	22,500	22,500	-	(22,500)	(22,500)
Security	7,500	7,500	-	(7,500)	(7,500)
Utilities	133,000	133,000	-	(133,000)	(133,000)
TOTAL FACILITY OPERATION & MAINTENANCE	1,176,284	1,176,284	-	(1,176,284)	(1,176,284)

DEPRECIATION & AMORTIZATION

	151,620	151,620	-	(151,620)	(151,620)
--	---------	---------	---	-----------	-----------

RESERVES / CONTINGENCY

	-	-	-	-	-
--	---	---	---	---	---

**TRUE NORTH ROCHESTER PREPARATORY CHARTER SCHOOL - WEST CAMPUS
Budget / Operating Plan**

2017-18

Total Revenue	12,128,808	12,128,808	-	12,128,808	12,128,808
Total Expenses	11,753,980	11,753,980	-	(11,753,980)	(11,753,980)
Net Income	374,829	374,829	-	374,829	374,829
Actual Student Enrollment					
	Total Year			VARIANCE	
	Original Budget	Revised Budget	Variance	Original Budget vs. PY Budget	Revised Budget vs. PY Budget
TOTAL EXPENSES	<u>11,753,980</u>	<u>11,753,980</u>	-	<u>(11,753,980)</u>	<u>(11,753,980)</u>
NET INCOME	<u>374,829</u>	<u>374,829</u>	-	<u>374,829</u>	<u>374,829</u>

DESCRIPTION OF ASSUMPTIONS

TRUE NORTH ROCHESTER PREPARATORY CHARTER SCHOOL - WEST CAMPUS
Budget / Operating Plan

2017-18

Total Revenue	12,128,808	12,128,808	-	12,128,808	12,128,808
Total Expenses	11,753,980	11,753,980	-	(11,753,980)	(11,753,980)
Net Income	374,829	374,829	-	374,829	374,829
Actual Student Enrollment					

Total Year

VARIANCE

Original Budget	Revised Budget	Variance	Original Budget vs. PY Budget	Revised Budget vs. PY Budget
----------------------------	---------------------------	-----------------	--	---

DESCRIPTION OF ASSUMPTIONS

ENROLLMENT - *School Districts Are Linked To Above Entries*

Number of Districts:

- ROCHESTER CITY SD
- CHURCHVILLE-CHILI CSD
- GREECE CSD
- EAST IRONDEQUOIT CSD
- GATES-CHILI CSD
- RUSH-HENRIETTA CSD
- BRIGHTON CSD
- SPENCERPORT CSD

-
-
-
-
-
-

ALL OTHER School Districts: (Weighted Avg)

TOTAL ENROLLMENT

REVENUE PER PUPIL

EXPENSES PER PUPIL

TRUE NORTH ROCHESTER PREPARATORY CHARTER SCHOOL - WEST CAMPUS

DO NOT ENTER BALANCE SHEET DATA ON THIS TEMPLATE

Balance sheet data should for the Ed Corp:
 True North Rochester Preparatory Charter School
 should be entered on the template for
 True North Rochester Preparatory Charter School.

**ALANCE SHEET
 2017-18**

	<u>Prior Year</u>	Q1	Q2	Q3	Q4
	<u>2016-17</u>	<u>As of 9/30</u>	<u>As of 12/31</u>	<u>As of 3/31</u>	<u>As of 6/30</u>
<u>ASSETS</u>					
<u>CURRENT ASSETS</u>					
Cash and cash equivalents	-	-	-	-	-
Grants and contracts receivable	-	-	-	-	-
Accounts receivables	-	-	-	-	-
Prepaid Expenses	-	-	-	-	-
Contributions and other receivables	-	-	-	-	-
TOTAL CURRENT ASSETS	-	-	-	-	-
<u>PROPERTY, BUILDING AND EQUIPMENT, net</u>	-	-	-	-	-
<u>OTHER ASSETS</u>	-	-	-	-	-
TOTAL ASSETS	-	-	-	-	-
<u>LIABILITIES AND NET ASSETS</u>					
<u>CURRENT LIABILITIES</u>					
Accounts payable and accrued expenses	-	-	-	-	-
Accrued payroll and benefits	-	-	-	-	-
Deferred Revenue	-	-	-	-	-
Current maturities of long-term debt	-	-	-	-	-
Short Term Debt - Bonds, Notes Payable	-	-	-	-	-
Other	-	-	-	-	-
TOTAL CURRENT LIABILITIES	-	-	-	-	-
<u>LONG-TERM DEBT and NOTES PAYABLE, net current maturities</u>	-	-	-	-	-
TOTAL LIABILITIES	-	-	-	-	-
<u>NET ASSETS</u>					
Unrestricted	-	-	-	-	-
Temporarily restricted	-	-	-	-	-
TOTAL NET ASSETS	-	-	-	-	-
TOTAL LIABILITIES AND NET ASSETS	-	-	-	-	-

TRUE NORTH ROCHESTER PREPARATORY CHART
Budget / Operating Plan

2017-18

Total Revenue	-	3,032,202	-	-	3,032,202	-	-
Total Expenses	-	2,900,590	-	-	2,900,590	-	-
Net Income	-	131,612	-	-	131,612	-	-
Actual Student Enrollment	-	815	-	-	815	-	-
*NOTE: Enrollment, Revenue and Expenditure Data IN the 'Total and Variance Analysis' Section is Based on LAST ACTUAL Quarter Completed							
	1st Quarter - 7/1 - 9/30			2nd Quarter - 10/1 - 12/31			3rd Quarter
	Actual	Current Budget	Variance	Actual	Current Budget	Variance	Actual
Other	-	=	=	-	=	=	-
TOTAL REVENUE FROM FEDERAL SOURCES	-	300,124	-	-	300,124	-	-
LOCAL and OTHER REVENUE							
Contributions and Donations		5,000	-		5,000	-	
Fundraising		-	-		-	-	
Erate Reimbursement		-	-		-	-	
Earnings on Investments		-	-		-	-	
Interest Income		-	-		-	-	
Food Service (Income from meals)		-	-		-	-	
Text Book		-	-		-	-	
OTHER		<u>5,000</u>	=		<u>5,000</u>	=	
TOTAL REVENUE FROM LOCAL and OTHER SOURCES	-	10,000	-	-	10,000	-	-
TOTAL REVENUE	-	3,032,202	-	-	3,032,202	-	-

TRUE NORTH ROCHESTER PREPARATORY CHART

Budget / Operating Plan

2017-18

Total Revenue	-	3,032,202	-	-	3,032,202	-	-
Total Expenses	-	2,900,590	-	-	2,900,590	-	-
Net Income	-	131,612	-	-	131,612	-	-
Actual Student Enrollment	-	815	-	-	815	-	-

*NOTE: Enrollment, Revenue and Expenditure Data IN the 'Total and Variance Analysis' Section is Based on LAST ACTUAL Quarter Completed	1st Quarter - 7/1 - 9/30			2nd Quarter - 10/1 - 12/31			3rd Quarter
	Actual	Current Budget	Variance	Actual	Current Budget	Variance	Actual

EXPENSES

Quarter 0

ADMINISTRATIVE STAFF PERSONNEL COSTS

No. of Positions

Executive Management	-	52,811	-	52,811	-	-
Instructional Management	-	21,675	-	21,675	-	-
Deans, Directors & Coordinators	-	207,080	-	207,080	-	-
CFO / Director of Finance	-	-	-	-	-	-
Operation / Business Manager	-	-	-	-	-	-
Administrative Staff	-	26,793	-	26,793	-	-
TOTAL ADMINISTRATIVE STAFF	-	308,359	-	308,359	-	-

INSTRUCTIONAL PERSONNEL COSTS

Teachers - Regular	-	638,069	-	638,069	-	-
Teachers - SPED	-	89,113	-	89,113	-	-
Substitute Teachers	-	-	-	-	-	-
Teaching Assistants	-	83,600	-	83,600	-	-
Specialty Teachers	-	74,857	-	74,857	-	-
Aides	-	-	-	-	-	-
Therapists & Counselors	-	24,700	-	24,700	-	-
Other	-	36,094	-	36,094	-	-
TOTAL INSTRUCTIONAL	-	946,433	-	946,433	-	-

NON-INSTRUCTIONAL PERSONNEL COSTS

Nurse	-	-	-	-	-	-
Librarian	-	-	-	-	-	-
Custodian	-	20,190	-	20,190	-	-
Security	-	-	-	-	-	-
Other	-	37,795	-	37,795	-	-
TOTAL NON-INSTRUCTIONAL	-	57,985	-	57,985	-	-

SUBTOTAL PERSONNEL SERVICE COSTS

	-	1,312,777	-	1,312,777	-	-
--	---	-----------	---	-----------	---	---

PAYROLL TAXES AND BENEFITS

Payroll Taxes	-	114,233	-	114,233	-	-
Fringe / Employee Benefits	-	229,181	-	229,181	-	-
Retirement / Pension	-	-	-	-	-	-
TOTAL PAYROLL TAXES AND BENEFITS	-	343,414	-	343,414	-	-

TOTAL PERSONNEL SERVICE COSTS

	-	1,656,191	-	1,656,191	-	-
--	---	-----------	---	-----------	---	---

TRUE NORTH ROCHESTER PREPARATORY CHART

Budget / Operating Plan

2017-18

Total Revenue	-	3,032,202	-	-	3,032,202	-	-
Total Expenses	-	2,900,590	-	-	2,900,590	-	-
Net Income	-	131,612	-	-	131,612	-	-
Actual Student Enrollment	-	815	-	-	815	-	-

*NOTE: Enrollment, Revenue and Expenditure Data IN the 'Total and Variance Analysis' Section is Based on LAST ACTUAL Quarter Completed	1st Quarter - 7/1 - 9/30			2nd Quarter - 10/1 - 12/31			3rd Quarter
	Actual	Current Budget	Variance	Actual	Current Budget	Variance	Actual
	CONTRACTED SERVICES						
Accounting / Audit		675	-		675	-	
Legal		4,830	-		4,830	-	
Management Company Fee		242,493	-		242,493	-	
Nurse Services		-	-		-	-	
Food Service / School Lunch		-	-		-	-	
Payroll Services		6,852	-		6,852	-	
Special Ed Services		2,500	-		2,500	-	
Titlement Services (i.e. Title I)		-	-		-	-	
Other Purchased / Professional / Consulting		5,906	-		5,906	-	
TOTAL CONTRACTED SERVICES	-	263,256	-	-	263,256	-	-

TRUE NORTH ROCHESTER PREPARATORY CHART

Budget / Operating Plan

2017-18

Total Revenue	-	3,032,202	-	-	3,032,202	-	-
Total Expenses	-	2,900,590	-	-	2,900,590	-	-
Net Income	-	131,612	-	-	131,612	-	-
Actual Student Enrollment	-	815	-	-	815	-	-

*NOTE: Enrollment, Revenue and Expenditure Data IN the 'Total and Variance Analysis' Section is Based on LAST ACTUAL Quarter Completed	1st Quarter - 7/1 - 9/30			2nd Quarter - 10/1 - 12/31			3rd Quarter
	Actual	Current Budget	Variance	Actual	Current Budget	Variance	Actual

SCHOOL OPERATIONS

Board Expenses		225	-		225	-	
Classroom / Teaching Supplies & Materials		53,360	-		53,360	-	
Special Ed Supplies & Materials		-	-		-	-	
Textbooks / Workbooks		9,000	-		9,000	-	
Supplies & Materials other		-	-		-	-	
Equipment / Furniture		25,875	-		25,875	-	
Telephone		24,956	-		24,956	-	
Technology		127,167	-		127,167	-	
Student Testing & Assessment		5,661	-		5,661	-	
Field Trips		28,750	-		28,750	-	
Transportation (student)		34,250	-		34,250	-	
Student Services - other		14,500	-		14,500	-	
Office Expense		21,250	-		21,250	-	
Staff Development		82,422	-		82,422	-	
Staff Recruitment		5,200	-		5,200	-	
Student Recruitment / Marketing		9,125	-		9,125	-	
School Meals / Lunch		166,885	-		166,885	-	
Travel (Staff)		-	-		-	-	
Fundraising		-	-		-	-	
Other		78,445	-		78,445	-	
TOTAL SCHOOL OPERATIONS		687,072	-		687,072	-	

FACILITY OPERATION & MAINTENANCE

Insurance		22,918	-		22,918	-	
Janitorial		27,950	-		27,950	-	
Building and Land Rent / Lease / Facility Finance Interest		162,505	-		162,505	-	
Repairs & Maintenance		39,948	-		39,948	-	
Equipment / Furniture		5,625	-		5,625	-	
Security		1,875	-		1,875	-	
Utilities		33,250	-		33,250	-	
TOTAL FACILITY OPERATION & MAINTENANCE		294,071	-		294,071	-	

DEPRECIATION & AMORTIZATION

RESERVES / CONTINGENCY		-	-		-	-	
------------------------	--	---	---	--	---	---	--

TOTAL EXPENSES		2,900,590	-		2,900,590	-	
-----------------------	--	------------------	----------	--	------------------	----------	--

TRUE NORTH ROCHESTER PREPARATORY CHART
Budget / Operating Plan

2017-18

Total Revenue	-	3,032,202	-	-	3,032,202	-	-			
Total Expenses	-	2,900,590	-	-	2,900,590	-	-			
Net Income	-	131,612	-	-	131,612	-	-			
Actual Student Enrollment	-	815	-	-	815	-	-			
				1st Quarter - 7/1 - 9/30	2nd Quarter - 10/1 - 12/31			3rd Quarter		
*NOTE: Enrollment, Revenue and Expenditure Data IN the 'Total and Variance Analysis' Section is Based on LAST ACTUAL Quarter Completed				Actual	Current Budget	Variance	Actual	Current Budget	Variance	Actual
NET INCOME				-	<u>131,612</u>	-	-	<u>131,612</u>	-	-

TRUE NORTH ROCHESTER PREPARATORY CHARTER
Budget / Operating Plan
2017-18

Total Revenue	-	3,032,202	-	-	3,032,202	-	-
Total Expenses	-	2,900,590	-	-	2,900,590	-	-
Net Income	-	131,612	-	-	131,612	-	-
Actual Student Enrollment	-	815	-	-	815	-	-

3rd C

***NOTE: Enrollment, Revenue and Expenditure Data IN the 'Total and Variance Analysis' Section is Based on LAST ACTUAL Quarter Completed**

1st Quarter - 7/1 - 9/30			2nd Quarter - 10/1 - 12/31			3rd C
Actual	Current Budget	Variance	Actual	Current Budget	Variance	Actual

ENROLLMENT - *School Districts Are Linked To Above Entries*

ROCHESTER CITY SD	-	786	-	-	786	-	-
CHURCHVILLE-CHILI CSD	-	3	-	-	3	-	-
GREECE CSD	-	10	-	-	10	-	-
EAST IRONDEQUOIT CSD	-	2	-	-	2	-	-
GATES-CHILI CSD	-	6	-	-	6	-	-
RUSH-HENRIETTA CSD	-	1	-	-	1	-	-
BRIGHTON CSD	-	3	-	-	3	-	-
SPENCERPORT CSD	-	2	-	-	2	-	-
-	-	-	-	-	-	-	-
-	-	-	-	-	-	-	-
-	-	-	-	-	-	-	-
-	-	-	-	-	-	-	-
-	-	-	-	-	-	-	-
-	-	-	-	-	-	-	-
-	-	-	-	-	-	-	-
-	-	-	-	-	-	-	-
-	-	-	-	-	-	-	-
ALL OTHER School Districts: (Count = 0)	-	-	-	-	-	-	-
TOTAL ENROLLMENT	-	815	-	-	815	-	-
REVENUE PER PUPIL	-	3,720	-	-	3,720	-	-
EXPENSES PER PUPIL	-	3,559	-	-	3,559	-	-

ER SCHOOL - WEST CAMPUS

n

Total Revenue	3,032,202	-	-	3,032,202	-
Total Expenses	2,900,590	-	-	3,052,210	-
Net Income	131,612	-	-	(20,008)	-
Actual Student Enrollment	815	-	-	815	-

<p>*NOTE: Enrollment, Revenue and Expenditure Data IN the 'Total and Variance Analysis' Section is Based on LAST ACTUAL Quarter Completed</p>	Quarter - 1/1 - 3/31		4th Quarter - 4/1 - 6/30		
	Current Budget	Variance	Actual	Current Budget	Variance

REVENUE

REVENUES FROM STATE SOURCES

Per Pupil Revenue

CY Per Pupil Rate

ROCHESTER CITY SD	13,090	2,570,608	-	2,570,608	-
CHURCHVILLE-CHILI CSD	11,122	9,609	-	9,609	-
GREECE CSD	11,979	31,262	-	31,262	-
EAST IRONDEQUOIT CSD	12,557	7,233	-	7,233	-
GATES-CHILI CSD	13,359	21,280	-	21,280	-
RUSH-HENRIETTA CSD	13,330	3,839	-	3,839	-
BRIGHTON CSD	13,448	11,619	-	11,619	-
SPENCERPORT CSD	11,533	6,643	-	6,643	-
-	-	-	-	-	-
-	-	-	-	-	-
-	-	-	-	-	-
-	-	-	-	-	-
-	-	-	-	-	-
-	-	-	-	-	-
-	-	-	-	-	-
-	-	-	-	-	-
-	-	-	-	-	-
ALL OTHER School Districts: (Count = 0)	-	-	-	-	-
TOTAL Per Pupil Revenue (Weighted Average Per Pupil Funding)	13,065	2,662,092	-	2,662,092	-

Special Education Revenue

Grants

Stimulus	-	-	-	-	-
DYCD (Department of Youth and Community Development)	-	-	-	-	-
Other	-	-	-	-	-
NYC DoE Rental Assistance	-	-	-	-	-
Other	-	-	-	-	-

TOTAL REVENUE FROM STATE SOURCES

2,722,078	-	-	2,722,078	-
------------------	---	---	------------------	---

REVENUE FROM FEDERAL FUNDING

IDEA Special Needs	4,082	-	4,082	-
Title I	102,866	-	102,866	-
Title Funding - Other	1,720	-	1,720	-
School Food Service (Free Lunch)	191,455	-	191,455	-
Grants				
Charter School Program (CSP) Planning & Implementation	-	-	-	-
Other	-	-	-	-

ER SCHOOL - WEST CAMPUS

n

Total Revenue	3,032,202	-	-	3,032,202	-
Total Expenses	2,900,590	-	-	3,052,210	-
Net Income	131,612	-	-	(20,008)	-
Actual Student Enrollment	815	-	-	815	-
	Quarter - 1/1 - 3/31		4th Quarter - 4/1 - 6/30		
*NOTE: Enrollment, Revenue and Expenditure Data IN the 'Total and Variance Analysis' Section is Based on LAST ACTUAL Quarter Completed	Current			Current	
	Budget	Variance	Actual	Budget	Variance
Other	-	-		-	-
TOTAL REVENUE FROM FEDERAL SOURCES	300,124	-	-	300,124	-
LOCAL and OTHER REVENUE					
Contributions and Donations	5,000	-		5,000	-
Fundraising	-	-		-	-
Erate Reimbursement	-	-		-	-
Earnings on Investments	-	-		-	-
Interest Income	-	-		-	-
Food Service (Income from meals)	-	-		-	-
Text Book	-	-		-	-
OTHER	<u>5,000</u>	-		<u>5,000</u>	-
TOTAL REVENUE FROM LOCAL and OTHER SOURCES	10,000	-	-	10,000	-
TOTAL REVENUE	<u>3,032,202</u>	-	-	<u>3,032,202</u>	-

ER SCHOOL - WEST CAMPUS

n

Total Revenue	3,032,202	-	-	3,032,202	-
Total Expenses	2,900,590	-	-	3,052,210	-
Net Income	131,612	-	-	(20,008)	-
Actual Student Enrollment	815	-	-	815	-

<p>*NOTE: Enrollment, Revenue and Expenditure Data IN the 'Total and Variance Analysis' Section is Based on LAST ACTUAL Quarter Completed</p>	Quarter - 1/1 - 3/31		4th Quarter - 4/1 - 6/30		
	Current Budget	Variance	Actual	Current Budget	Variance

EXPENSES

ADMINISTRATIVE STAFF PERSONNEL COSTS

	Quarter 0 No. of Positions				
Executive Management	-	52,811	-	52,811	-
Instructional Management	-	21,675	-	21,675	-
Deans, Directors & Coordinators	-	207,080	-	207,080	-
CFO / Director of Finance	-	-	-	-	-
Operation / Business Manager	-	-	-	-	-
Administrative Staff	-	<u>26,793</u>	-	<u>26,793</u>	-
TOTAL ADMINISTRATIVE STAFF	-	308,359	-	308,359	-

INSTRUCTIONAL PERSONNEL COSTS

Teachers - Regular	-	638,069	-	638,069	-
Teachers - SPED	-	89,113	-	89,113	-
Substitute Teachers	-	-	-	-	-
Teaching Assistants	-	83,600	-	83,600	-
Specialty Teachers	-	74,857	-	74,857	-
Aides	-	-	-	-	-
Therapists & Counselors	-	24,700	-	24,700	-
Other	-	<u>36,094</u>	-	<u>36,094</u>	-
TOTAL INSTRUCTIONAL	-	946,433	-	946,433	-

NON-INSTRUCTIONAL PERSONNEL COSTS

Nurse	-	-	-	-	-
Librarian	-	-	-	-	-
Custodian	-	20,190	-	20,190	-
Security	-	-	-	-	-
Other	-	<u>37,795</u>	-	<u>37,795</u>	-
TOTAL NON-INSTRUCTIONAL	-	57,985	-	57,985	-

SUBTOTAL PERSONNEL SERVICE COSTS

PAYROLL TAXES AND BENEFITS

Payroll Taxes		114,233	-	114,233	-
Fringe / Employee Benefits		229,181	-	229,181	-
Retirement / Pension		-	-	-	-
TOTAL PAYROLL TAXES AND BENEFITS		343,414	-	343,414	-
TOTAL PERSONNEL SERVICE COSTS		1,656,191	-	1,656,191	-

ER SCHOOL - WEST CAMPUS

n

Total Revenue	3,032,202	-	-	3,032,202	-
Total Expenses	2,900,590	-	-	3,052,210	-
Net Income	131,612	-	-	(20,008)	-
Actual Student Enrollment	815	-	-	815	-

*NOTE: Enrollment, Revenue and Expenditure Data IN the 'Total and Variance Analysis' Section is Based on LAST ACTUAL Quarter Completed	Quarter - 1/1 - 3/31			4th Quarter - 4/1 - 6/30		
	ER SCHOOL - WEST CAMPUS					
	n	Current Budget	Variance	Actual	Current Budget	Variance
CONTRACTED SERVICES						
Accounting / Audit	675	-		675	-	
Legal	4,830	-		4,830	-	
Management Company Fee	242,493	-		242,493	-	
Nurse Services	-	-		-	-	
Food Service / School Lunch	-	-		-	-	
Payroll Services	6,852	-		6,852	-	
Special Ed Services	2,500	-		2,500	-	
Titlement Services (i.e. Title I)	-	-		-	-	
Other Purchased / Professional / Consulting	5,906	-		5,906	-	
TOTAL CONTRACTED SERVICES	263,256	-		263,256	-	

ER SCHOOL - WEST CAMPUS

n

Total Revenue	3,032,202	-	-	3,032,202	-
Total Expenses	2,900,590	-	-	3,052,210	-
Net Income	131,612	-	-	(20,008)	-
Actual Student Enrollment	815	-	-	815	-

<p>*NOTE: Enrollment, Revenue and Expenditure Data IN the 'Total and Variance Analysis' Section is Based on LAST ACTUAL Quarter Completed</p>	Quarter - 1/1 - 3/31		4th Quarter - 4/1 - 6/30		
	Current Budget	Variance	Actual	Current Budget	Variance

SCHOOL OPERATIONS					
Board Expenses	225	-		225	-
Classroom / Teaching Supplies & Materials	53,360	-		53,360	-
Special Ed Supplies & Materials	-	-		-	-
Textbooks / Workbooks	9,000	-		9,000	-
Supplies & Materials other	-	-		-	-
Equipment / Furniture	25,875	-		25,875	-
Telephone	24,956	-		24,956	-
Technology	127,167	-		127,167	-
Student Testing & Assessment	5,661	-		5,661	-
Field Trips	28,750	-		28,750	-
Transportation (student)	34,250	-		34,250	-
Student Services - other	14,500	-		14,500	-
Office Expense	21,250	-		21,250	-
Staff Development	82,422	-		82,422	-
Staff Recruitment	5,200	-		5,200	-
Student Recruitment / Marketing	9,125	-		9,125	-
School Meals / Lunch	166,885	-		166,885	-
Travel (Staff)	-	-		-	-
Fundraising	-	-		-	-
Other	<u>78,445</u>	-		<u>78,445</u>	-
TOTAL SCHOOL OPERATIONS	687,072	-	-	687,072	-
FACILITY OPERATION & MAINTENANCE					
Insurance	22,918	-		22,918	-
Janitorial	27,950	-		27,950	-
Building and Land Rent / Lease / Facility Finance Interest	162,505	-		162,505	-
Repairs & Maintenance	39,948	-		39,948	-
Equipment / Furniture	5,625	-		5,625	-
Security	1,875	-		1,875	-
Utilities	<u>33,250</u>	-		<u>33,250</u>	-
TOTAL FACILITY OPERATION & MAINTENANCE	294,071	-	-	294,071	-
DEPRECIATION & AMORTIZATION	-	-		151,620	-
RESERVES / CONTINGENCY	-	-		-	-
TOTAL EXPENSES	<u>2,900,590</u>	-	-	<u>3,052,210</u>	-

ER SCHOOL - WEST CAMPUS
ER SCHOOL - WEST CAMPUS

	n					
Total Revenue	3,032,202	-	-	3,032,202	-	
Total Expenses	2,900,590	-	-	3,052,210	-	
Net Income	131,612	-	-	(20,008)	-	
Actual Student Enrollment	815	-	-	815	-	
		Quarter - 1/1 - 3/31		4th Quarter - 4/1 - 6/30		
*NOTE: Enrollment, Revenue and Expenditure Data IN the 'Total and Variance Analysis' Section is Based on LAST ACTUAL Quarter Completed		Quarter - 1/1 - 3/31				
		Current Budget	Variance	Actual	Current Budget	Variance
NET INCOME	<u>131,612</u>	-	-	<u>(20,008)</u>	-	

PER SCHOOL - WEST CAMPUS
n

Total Revenue	3,032,202	-	-	3,032,202	-
Total Expenses	2,900,590	-	-	3,052,210	-
Net Income	131,612	-	-	(20,008)	-
Actual Student Enrollment	815	-	-	815	-

Quarter - 1/1 - 3/31

Quarter - 1/1 - 3/31

4th Quarter - 4/1 - 6/30

***NOTE: Enrollment, Revenue and Expenditure Data IN the 'Total and Variance Analysis' Section is Based on LAST ACTUAL Quarter Completed**

Current Budget	Variance	Actual	Current Budget	Variance
-------------------	----------	--------	-------------------	----------

ENROLLMENT - *School Districts Are Linked To Above Entries*

ROCHESTER CITY SD	786	-	-	786	-
CHURCHVILLE-CHILI CSD	3	-	-	3	-
GREECE CSD	10	-	-	10	-
EAST IRONDEQUOIT CSD	2	-	-	2	-
GATES-CHILI CSD	6	-	-	6	-
RUSH-HENRIETTA CSD	1	-	-	1	-
BRIGHTON CSD	3	-	-	3	-
SPENCERPORT CSD	2	-	-	2	-
-	-	-	-	-	-
-	-	-	-	-	-
-	-	-	-	-	-
-	-	-	-	-	-
-	-	-	-	-	-
-	-	-	-	-	-
-	-	-	-	-	-
-	-	-	-	-	-
ALL OTHER School Districts: (Count = 0)	-	-	-	-	-

TOTAL ENROLLMENT	815	-	-	815	-
-------------------------	------------	---	---	------------	---

REVENUE PER PUPIL	3,720	-	-	3,720	-
--------------------------	--------------	---	---	--------------	---

EXPENSES PER PUPIL	3,559	-	-	3,745	-
---------------------------	--------------	---	---	--------------	---

TRUE NORTH ROCHESTER PREPARATORY CHARTER SCHOOL
Budget / Operating Plan

2017-18

Total Revenue	-	-	-	12,128,808	(12,128,808)	-	-	12,128,808
Total Expenses	-	-	-	11,753,980	11,753,980	-	-	11,753,980
Net Income	-	-	-	374,829	(374,829)	-	-	374,829
Actual Student Enrollment	-	-	-			-	-	

***NOTE: Enrollment, Revenue and Expenditure Data IN the 'Total and Variance Analysis' Section is Based on LAST ACTUAL Quarter Completed**

TOTALS AND VARIANCE ANALYSIS

	Actual	Current Budget (Current Quarter)	Actual vs. Current Budget	Current Budget - TY	Actual vs. Current Budget TY	Original Budget (Current Quarter)	Actual vs. Original Budget	Original Budget -
Other	-	-	-	-	-	-	-	-
TOTAL REVENUE FROM FEDERAL SOURCES	-	-	-	1,200,496	(1,200,496)	-	-	1,200,496
LOCAL and OTHER REVENUE								
Contributions and Donations	-	-	-	20,000	(20,000)	-	-	20,000
Fundraising	-	-	-	-	-	-	-	-
Erate Reimbursement	-	-	-	-	-	-	-	-
Earnings on Investments	-	-	-	-	-	-	-	-
Interest Income	-	-	-	-	-	-	-	-
Food Service (Income from meals)	-	-	-	-	-	-	-	-
Text Book	-	-	-	-	-	-	-	-
OTHER	-	-	-	20,000	(20,000)	-	-	20,000
TOTAL REVENUE FROM LOCAL and OTHER SOURCES	-	-	-	40,000	(40,000)	-	-	40,000
TOTAL REVENUE	-	-	-	12,128,808	(12,128,808)	-	-	12,128,808

TRUE NORTH ROCHESTER PREPARATORY CHARTER SCHOOL
Budget / Operating Plan

2017-18

Total Revenue	-	-	-	12,128,808	(12,128,808)	-	-	12,128,808
Total Expenses	-	-	-	11,753,980	11,753,980	-	-	11,753,980
Net Income	-	-	-	374,829	(374,829)	-	-	374,829
Actual Student Enrollment	-	-	-			-	-	

***NOTE: Enrollment, Revenue and Expenditure Data IN the 'Total and Variance Analysis' Section is Based on LAST ACTUAL Quarter Completed**

TOTALS AND VARIANCE ANALYSIS

	Actual	Current Budget (Current Quarter)	Actual vs. Current Budget	Current Budget - TY	Actual vs. Current Budget TY	Original Budget (Current Quarter)	Actual vs. Original Budget	Original Budget -
EXPENSES								
ADMINISTRATIVE STAFF PERSONNEL COSTS								
		Quarter 0						
		No. of Positions						
Executive Management	-	-	-	211,245	211,245	-	-	211,245
Instructional Management	-	-	-	86,700	86,700	-	-	86,700
Deans, Directors & Coordinators	-	-	-	828,319	828,319	-	-	828,319
CFO / Director of Finance	-	-	-	-	-	-	-	
Operation / Business Manager	-	-	-	-	-	-	-	
Administrative Staff	-	-	-	107,170	107,170	-	-	107,170
TOTAL ADMINISTRATIVE STAFF	-	-	-	1,233,434	1,233,434	-	-	1,233,434
INSTRUCTIONAL PERSONNEL COSTS								
Teachers - Regular	-	-	-	2,552,275	2,552,275	-	-	2,552,275
Teachers - SPED	-	-	-	356,452	356,452	-	-	356,452
Substitute Teachers	-	-	-	-	-	-	-	
Teaching Assistants	-	-	-	334,400	334,400	-	-	334,400
Specialty Teachers	-	-	-	299,430	299,430	-	-	299,430
Aides	-	-	-	-	-	-	-	
Therapists & Counselors	-	-	-	98,800	98,800	-	-	98,800
Other	-	-	-	144,377	144,377	-	-	144,377
TOTAL INSTRUCTIONAL	-	-	-	3,785,734	3,785,734	-	-	3,785,734
NON-INSTRUCTIONAL PERSONNEL COSTS								
Nurse	-	-	-	-	-	-	-	
Librarian	-	-	-	-	-	-	-	
Custodian	-	-	-	80,760	80,760	-	-	80,760
Security	-	-	-	-	-	-	-	
Other	-	-	-	151,180	151,180	-	-	151,180
TOTAL NON-INSTRUCTIONAL	-	-	-	231,940	231,940	-	-	231,940
SUBTOTAL PERSONNEL SERVICE COSTS	-	-	-	5,251,108	5,251,108	-	-	5,251,108
PAYROLL TAXES AND BENEFITS								
Payroll Taxes	-	-	-	456,931	456,931	-	-	456,931
Fringe / Employee Benefits	-	-	-	916,724	916,724	-	-	916,724
Retirement / Pension	-	-	-	-	-	-	-	
TOTAL PAYROLL TAXES AND BENEFITS	-	-	-	1,373,655	1,373,655	-	-	1,373,655
TOTAL PERSONNEL SERVICE COSTS	-	-	-	6,624,763	6,624,763	-	-	6,624,763

TRUE NORTH ROCHESTER PREPARATORY CHARTER SCHOOL
Budget / Operating Plan

2017-18

Total Revenue	-	-	-	12,128,808	(12,128,808)	-	-	12,128,808
Total Expenses	-	-	-	11,753,980	11,753,980	-	-	11,753,980
Net Income	-	-	-	374,829	(374,829)	-	-	374,829
Actual Student Enrollment	-	-	-			-	-	

TOTALS AND VARIANCE ANALYSIS

***NOTE: Enrollment, Revenue and Expenditure Data IN the 'Total and Variance Analysis' Section is Based on LAST ACTUAL Quarter Completed**

	Actual	Current Budget (Current Quarter)	Actual vs. Current Budget	Current Budget - TY	Actual vs. Current Budget TY	Original Budget (Current Quarter)	Actual vs. Original Budget	Original Budget -
CONTRACTED SERVICES								
Accounting / Audit	-	-	-	2,700	2,700	-	-	2,700
Legal	-	-	-	19,322	19,322	-	-	19,322
Management Company Fee	-	-	-	969,971	969,971	-	-	969,971
Nurse Services	-	-	-	-	-	-	-	
Food Service / School Lunch	-	-	-	-	-	-	-	
Payroll Services	-	-	-	27,408	27,408	-	-	27,408
Special Ed Services	-	-	-	10,000	10,000	-	-	10,000
Titlement Services (i.e. Title I)	-	-	-	-	-	-	-	
Other Purchased / Professional / Consulting	-	-	-	23,625	23,625	-	-	23,625
TOTAL CONTRACTED SERVICES	-	-	-	1,053,025	1,053,025	-	-	1,053,025

TRUE NORTH ROCHESTER PREPARATORY CHARTER SCHOOL

Budget / Operating Plan

2017-18

Total Revenue	-	-	-	12,128,808	(12,128,808)	-	-	12,128,808
Total Expenses	-	-	-	11,753,980	11,753,980	-	-	11,753,980
Net Income	-	-	-	374,829	(374,829)	-	-	374,829
Actual Student Enrollment	-	-	-			-	-	

***NOTE: Enrollment, Revenue and Expenditure Data IN the 'Total and Variance Analysis' Section is Based on LAST ACTUAL Quarter Completed**

TOTALS AND VARIANCE ANALYSIS

	Actual	Current Budget (Current Quarter)	Actual vs. Current Budget	Current Budget - TY	Actual vs. Current Budget TY	Original Budget (Current Quarter)	Actual vs. Original Budget	Original Budget -
SCHOOL OPERATIONS								
Board Expenses	-	-	-	900	900	-	-	900
Classroom / Teaching Supplies & Materials	-	-	-	213,440	213,440	-	-	213,440
Special Ed Supplies & Materials	-	-	-	-	-	-	-	
Textbooks / Workbooks	-	-	-	36,000	36,000	-	-	36,000
Supplies & Materials other	-	-	-	-	-	-	-	
Equipment / Furniture	-	-	-	103,500	103,500	-	-	103,500
Telephone	-	-	-	99,824	99,824	-	-	99,824
Technology	-	-	-	508,669	508,669	-	-	508,669
Student Testing & Assessment	-	-	-	22,643	22,643	-	-	22,643
Field Trips	-	-	-	115,000	115,000	-	-	115,000
Transportation (student)	-	-	-	137,000	137,000	-	-	137,000
Student Services - other	-	-	-	58,000	58,000	-	-	58,000
Office Expense	-	-	-	85,000	85,000	-	-	85,000
Staff Development	-	-	-	329,690	329,690	-	-	329,690
Staff Recruitment	-	-	-	20,800	20,800	-	-	20,800
Student Recruitment / Marketing	-	-	-	36,500	36,500	-	-	36,500
School Meals / Lunch	-	-	-	667,541	667,541	-	-	667,541
Travel (Staff)	-	-	-	-	-	-	-	
Fundraising	-	-	-	-	-	-	-	
Other	-	-	-	313,781	313,781	-	-	313,781
TOTAL SCHOOL OPERATIONS	-	-	-	2,748,288	2,748,288	-	-	2,748,288
FACILITY OPERATION & MAINTENANCE								
Insurance	-	-	-	91,673	91,673	-	-	91,673
Janitorial	-	-	-	111,800	111,800	-	-	111,800
Building and Land Rent / Lease / Facility Finance Interest	-	-	-	650,021	650,021	-	-	650,021
Repairs & Maintenance	-	-	-	159,790	159,790	-	-	159,790
Equipment / Furniture	-	-	-	22,500	22,500	-	-	22,500
Security	-	-	-	7,500	7,500	-	-	7,500
Utilities	-	-	-	133,000	133,000	-	-	133,000
TOTAL FACILITY OPERATION & MAINTENANCE	-	-	-	1,176,284	1,176,284	-	-	1,176,284
DEPRECIATION & AMORTIZATION	-	-	-	151,620	151,620	-	-	151,620
RESERVES / CONTINGENCY	-	-	-	-	-	-	-	
TOTAL EXPENSES	-	-	-	11,753,980	11,753,980	-	-	11,753,980

TRUE NORTH ROCHESTER PREPARATORY CHARTER SCHOOL
Budget / Operating Plan

	2017-18							
Total Revenue	-	-	-	12,128,808	(12,128,808)	-	-	12,128,808
Total Expenses	-	-	-	11,753,980	11,753,980	-	-	11,753,980
Net Income	-	-	-	374,829	(374,829)	-	-	374,829
Actual Student Enrollment	-	-	-			-	-	

	TOTALS AND VARIANCE ANALYSIS							
*NOTE: Enrollment, Revenue and Expenditure Data IN the 'Total and Variance Analysis' Section is Based on LAST ACTUAL Quarter Completed	Actual	Current Budget (Current Quarter)	Actual vs. Current Budget	Current Budget - TY	Actual vs. Current Budget TY	Original Budget (Current Quarter)	Actual vs. Original Budget	Original Budget -
NET INCOME	-	-	-	374,829	(374,829)	-	-	374,829

- WEST CAMPUS

Total Revenue		(12,128,808)	-	-
Total Expenses		11,753,980	-	-
Net Income		(374,829)	-	-
Actual Student Enrollment			-	
<p>*NOTE: Enrollment, Revenue and Expenditure Data IN the 'Total and Variance Analysis' Section is Based on LAST ACTUAL Quarter Completed</p>		Actual vs. Original Budget TY	PY Actual (PY TY / No. of COMPLETED Actual CY	Actual CY vs. Actual PY
REVENUE				
REVENUES FROM STATE SOURCES				
Per Pupil Revenue	CY Per Pupil Rate			
ROCHESTER CITY SD	13,090	(10,202,434)	-	-
CHURCHVILLE-CHILI CSD	11,122	(38,436)	-	-
GREECE CSD	11,979	(125,046)	-	-
EAST IRONDEQUOIT CSD	12,557	(28,930)	-	-
GATES-CHILI CSD	13,359	(85,121)	-	-
RUSH-HENRIETTA CSD	13,330	(15,356)	-	-
BRIGHTON CSD	13,448	(46,475)	-	-
SPENCERPORT CSD	11,533	(26,571)	-	-
-	-	-	-	-
-	-	-	-	-
-	-	-	-	-
-	-	-	-	-
-	-	-	-	-
-	-	-	-	-
-	-	-	-	-
-	-	-	-	-
ALL OTHER School Districts: (Count = 0)	-	-	-	-
TOTAL Per Pupil Revenue (Weighted Average Per Pupil Funding)	13,065	(10,648,369)	-	-
Special Education Revenue		(239,943)	-	-
Grants				
Stimulus		-	-	-
DYCD (Department of Youth and Community Development)		-	-	-
Other		-	-	-
NYC DoE Rental Assistance		-	-	-
Other		-	-	-
TOTAL REVENUE FROM STATE SOURCES		(10,888,312)	-	-
REVENUE FROM FEDERAL FUNDING				
IDEA Special Needs		(16,329)	-	-
Title I		(411,465)	-	-
Title Funding - Other		(6,880)	-	-
School Food Service (Free Lunch)		(765,822)	-	-
Grants				
Charter School Program (CSP) Planning & Implementation		-	-	-
Other		-	-	-

- WEST CAMPUS

Total Revenue	(12,128,808)	-	-
Total Expenses	11,753,980	-	-
Net Income	(374,829)	-	-
Actual Student Enrollment		-	
<p>*NOTE: Enrollment, Revenue and Expenditure Data IN the 'Total and Variance Analysis' Section is Based on LAST ACTUAL Quarter Completed</p>			
	Actual vs. Original Budget TY	PY Actual (PY TY / No. of COMPLETED Actual CY	Actual CY vs. Actual PY
Other	-	-	-
TOTAL REVENUE FROM FEDERAL SOURCES	(1,200,496)	-	-
LOCAL and OTHER REVENUE			
Contributions and Donations	(20,000)	-	-
Fundraising	-	-	-
Erate Reimbursement	-	-	-
Earnings on Investments	-	-	-
Interest Income	-	-	-
Food Service (Income from meals)	-	-	-
Text Book	-	-	-
OTHER	(20,000)	-	-
TOTAL REVENUE FROM LOCAL and OTHER SOURCES	(40,000)	-	-
TOTAL REVENUE	(12,128,808)	-	-

- WEST CAMPUS

Total Revenue	(12,128,808)	-	-
Total Expenses	11,753,980	-	-
Net Income	(374,829)	-	-
Actual Student Enrollment		-	

***NOTE: Enrollment, Revenue and Expenditure Data IN the 'Total and Variance Analysis' Section is Based on LAST ACTUAL Quarter Completed**

Actual vs. Original Budget TY	PY Actual (PY TY / No. of COMPLETED Actual CY	Actual CY vs. Actual PY
--	--	--

EXPENSES	Quarter 0 No. of Positions			
ADMINISTRATIVE STAFF PERSONNEL COSTS				
Executive Management	-	211,245	-	-
Instructional Management	-	86,700	-	-
Deans, Directors & Coordinators	-	828,319	-	-
CFO / Director of Finance	-	-	-	-
Operation / Business Manager	-	-	-	-
Administrative Staff	-	107,170	-	-
TOTAL ADMINISTRATIVE STAFF	-	1,233,434	-	-
INSTRUCTIONAL PERSONNEL COSTS				
Teachers - Regular	-	2,552,275	-	-
Teachers - SPED	-	356,452	-	-
Substitute Teachers	-	-	-	-
Teaching Assistants	-	334,400	-	-
Specialty Teachers	-	299,430	-	-
Aides	-	-	-	-
Therapists & Counselors	-	98,800	-	-
Other	-	144,377	-	-
TOTAL INSTRUCTIONAL	-	3,785,734	-	-
NON-INSTRUCTIONAL PERSONNEL COSTS				
Nurse	-	-	-	-
Librarian	-	-	-	-
Custodian	-	80,760	-	-
Security	-	-	-	-
Other	-	151,180	-	-
TOTAL NON-INSTRUCTIONAL	-	231,940	-	-
SUBTOTAL PERSONNEL SERVICE COSTS	-	5,251,108	-	-
PAYROLL TAXES AND BENEFITS				
Payroll Taxes		456,931	-	-
Fringe / Employee Benefits		916,724	-	-
Retirement / Pension		-	-	-
TOTAL PAYROLL TAXES AND BENEFITS		1,373,655	-	-
TOTAL PERSONNEL SERVICE COSTS	-	6,624,763	-	-

- WEST CAMPUS

Total Revenue	(12,128,808)	-	-
Total Expenses	11,753,980	-	-
Net Income	(374,829)	-	-
Actual Student Enrollment		-	
<p>*NOTE: Enrollment, Revenue and Expenditure Data IN the 'Total and Variance Analysis' Section is Based on LAST ACTUAL Quarter Completed</p>			
	<p>Actual vs. Original Budget TY</p>	<p>PY Actual (PY TY No. of COMPLETED Actual CY</p>	<p>Actual CY vs. Actual PY</p>
CONTRACTED SERVICES			
Accounting / Audit	2,700	-	-
Legal	19,322	-	-
Management Company Fee	969,971	-	-
Nurse Services	-	-	-
Food Service / School Lunch	-	-	-
Payroll Services	27,408	-	-
Special Ed Services	10,000	-	-
Titlement Services (i.e. Title I)	-	-	-
Other Purchased / Professional / Consulting	23,625	-	-
TOTAL CONTRACTED SERVICES	1,053,025	-	-

- WEST CAMPUS

Total Revenue	(12,128,808)	-	-
Total Expenses	11,753,980	-	-
Net Income	(374,829)	-	-
Actual Student Enrollment		-	
<p>*NOTE: Enrollment, Revenue and Expenditure Data IN the 'Total and Variance Analysis' Section is Based on LAST ACTUAL Quarter Completed</p>			
	Actual vs. Original Budget TY	PY Actual (PY TY / No. of COMPLETED Actual CY	Actual CY vs. Actual PY
SCHOOL OPERATIONS			
Board Expenses	900	-	-
Classroom / Teaching Supplies & Materials	213,440	-	-
Special Ed Supplies & Materials	-	-	-
Textbooks / Workbooks	36,000	-	-
Supplies & Materials other	-	-	-
Equipment / Furniture	103,500	-	-
Telephone	99,824	-	-
Technology	508,669	-	-
Student Testing & Assessment	22,643	-	-
Field Trips	115,000	-	-
Transportation (student)	137,000	-	-
Student Services - other	58,000	-	-
Office Expense	85,000	-	-
Staff Development	329,690	-	-
Staff Recruitment	20,800	-	-
Student Recruitment / Marketing	36,500	-	-
School Meals / Lunch	667,541	-	-
Travel (Staff)	-	-	-
Fundraising	-	-	-
Other	313,781	-	-
TOTAL SCHOOL OPERATIONS	2,748,288	-	-
FACILITY OPERATION & MAINTENANCE			
Insurance	91,673	-	-
Janitorial	111,800	-	-
Building and Land Rent / Lease / Facility Finance Interest	650,021	-	-
Repairs & Maintenance	159,790	-	-
Equipment / Furniture	22,500	-	-
Security	7,500	-	-
Utilities	133,000	-	-
TOTAL FACILITY OPERATION & MAINTENANCE	1,176,284	-	-
DEPRECIATION & AMORTIZATION	151,620	-	-
RESERVES / CONTINGENCY	-	-	-
TOTAL EXPENSES	11,753,980	-	-

- WEST CAMPUS - WEST CAMPUS
--

Total Revenue	(12,128,808)	-	-								
Total Expenses	11,753,980	-	-								
Net Income	(374,829)	-	-								
Actual Student Enrollment		-	-								
<div style="border: 1px solid black; padding: 5px; margin-bottom: 5px;"> <p>*NOTE: Enrollment, Revenue and Expenditure Data IN the 'Total and Variance Analysis' Section is Based on LAST ACTUAL Quarter Completed</p> </div> <table style="width: 100%; border-collapse: collapse;"> <thead> <tr> <th style="width: 60%;"></th> <th style="width: 15%; text-align: center;">Actual vs. Original Budget TY</th> <th style="width: 10%; text-align: center;">PY Actual (PY TY / No. of COMPLETED Actual CY</th> <th style="width: 15%; text-align: center;">Actual CY vs. Actual PY</th> </tr> </thead> <tbody> <tr> <td>NET INCOME</td> <td style="text-align: right;">(374,829)</td> <td style="text-align: center;">-</td> <td style="text-align: center;">-</td> </tr> </tbody> </table>					Actual vs. Original Budget TY	PY Actual (PY TY / No. of COMPLETED Actual CY	Actual CY vs. Actual PY	NET INCOME	(374,829)	-	-
	Actual vs. Original Budget TY	PY Actual (PY TY / No. of COMPLETED Actual CY	Actual CY vs. Actual PY								
NET INCOME	(374,829)	-	-								

- WEST CAMPUS

Total Revenue	(12,128,808)	-	-
Total Expenses	11,753,980	-	-
Net Income	(374,829)	-	-
Actual Student Enrollment		-	

<p>*NOTE: Enrollment, Revenue and Expenditure Data IN the 'Total and Variance Analysis' Section is Based on LAST ACTUAL Quarter Completed</p>	Actual vs. Original Budget TY	PY Actual (PY TY / No. of COMPLETED Actual CY	Actual CY vs. Actual PY
--	--	--	--

ENROLLMENT - *School Districts Are Linked To Above Entries*			
ROCHESTER CITY SD		-	-
CHURCHVILLE-CHILI CSD		-	-
GREECE CSD		-	-
EAST IRONDEQUOIT CSD		-	-
GATES-CHILI CSD		-	-
RUSH-HENRIETTA CSD		-	-
BRIGHTON CSD		-	-
SPENCERPORT CSD		-	-
-		-	-
-		-	-
-		-	-
-		-	-
-		-	-
-		-	-
-		-	-
-		-	-
ALL OTHER School Districts: (Count = 0)		-	-
TOTAL ENROLLMENT		-	-
REVENUE PER PUPIL		-	-
EXPENSES PER PUPIL		-	-



Annual Report Requirement
for SUNY Authorized Charter Schools
**TRUE NORTH ROCHESTER PREPARATORY CHARTER SCHOOL -
WEST CAMPUS
2017-18**

Administrative
expenditures per pupil:

\$0.00

Per NYS Statute

Administrative expenditures per pupil: the sum of all general administration salaries and other general administration expenditures divided by the total number of enrolled students. Employee benefit costs or expenditures should not be reported here.

***NOTE: THIS TAB ONLY NEEDS TO BE COMPLETED FOR Q4**

Disclosure of Financial Interest by a Current or Proposed Charter School Education Corporation Trustee

Trustee Name:

GEOFFREY ROSENBERG

Name of Charter School Education Corporation (for an unmerged school, this is the Charter School Name):

TRUE NORTH ROCHESTER PREPARATORY CHARTER SCHOOL

- List all positions held on the education corporation board (e.g., president, treasurer, parent representative).
- Is the trustee an employee of any school operated by the Education Corporation?
 Yes No

If **Yes**, for each school, please provide a description of the position(s) you hold, your responsibilities, your salary and your start date.

- Is the trustee an employee or agent of the management company or institutional partner of the charter school(s) governed by the Education Corporation?
 Yes No

If **Yes**, for each school, please provide a description of the position(s) you hold, your responsibilities, your salary and your start date.

- Identify each interest/transaction (and provide the requested information) that you or any of your immediate family members or any persons who live with you in your house have held or engaged in with the charter school(s) governed by the Education Corporation during the time you have served on the board, and in the six-month period prior to such service. If there has been no such financial interest or transaction, write **None**. Please note that if you answered **Yes** to Questions 2-4 above, you need not disclose again your employment status, salary, etc.

Date(s)	Nature of Financial Interest/Transaction	Steps taken to avoid a conflict of interest, (e.g., did not vote, did not participate in discussion)	Name of person holding interest or engaging in transaction and relationship to yourself

Disclosure of Financial Interest by a Current or Proposed Charter School Education Corporation Trustee

Trustee Name:

Ronald L. Zarrella

Name of Charter School Education Corporation (for an unmerged school, this is the Charter School Name):

True North Rochester Preparatory Charter School – West Campus

1. List all positions held on the education corporation board (e.g., president, treasurer, parent representative).

2. Is the trustee an employee of any school operated by the Education Corporation?
 Yes **No**

If **Yes**, for each school, please provide a description of the position(s) you hold, your responsibilities, your salary and your start date.

3. Is the trustee an employee or agent of the management company or institutional partner of the charter school(s) governed by the Education Corporation?
 Yes **No**

If **Yes**, for each school, please provide a description of the position(s) you hold, your responsibilities, your salary and your start date.

4. Identify each interest/transaction (and provide the requested information) that you or any of your immediate family members or any persons who live with you in your house have held or engaged in with the charter school(s) governed by the Education Corporation during the time you have served on the board, and in the six-month period prior to such service. If there has been no such financial interest or transaction, write **None**. Please note that if you answered **Yes** to Questions 2-4 above, you need not disclose again your employment status, salary, etc.

Date(s)	Nature of Financial Interest/Transaction	Steps taken to avoid a conflict of interest, (e.g., did not vote, did not participate in discussion)	Name of person holding interest or engaging in transaction and relationship to yourself

**Disclosure of Financial Interest by a Current or Proposed Charter School
Education Corporation Trustee**

Trustee Name:

Rebecca Sumner

Name of Charter School Education Corporation (for an unmerged school, this is the Charter School Name):

True North Rochester Preparatory Charter School--West Campus

1. List all positions held on the education corporation board (e.g., president, treasurer, parent representative).

Chair, EAC Committee

2. Is the trustee an employee of any school operated by the Education Corporation?
 Yes No

If Yes, for each school, please provide a description of the position(s) you hold, your responsibilities, your salary and your start date.

Chair, EAC Committee

3. Is the trustee an employee or agent of the management company or institutional partner of the charter school(s) governed by the Education Corporation?
 Yes No

If Yes, for each school, please provide a description of the position(s) you hold, your responsibilities, your salary and your start date.

Chair, EAC Committee

4. Identify each interest/transaction (and provide the requested information) that you or any of your immediate family members or any persons who live with you in your house have held or engaged in with the charter school(s) governed by the Education Corporation during the time you have served on the board, and in the six-month period prior to such service. If there has been no such financial interest or transaction, write None. Please note that if you answered Yes to Questions 2-4 above, you need not disclose again your employment status, salary, etc.


Date(s)	Nature of Financial Interest/Transaction	Steps taken to avoid a conflict of interest, (e.g., did not vote, did not participate in discussion)	Name of person holding interest or engaging in transaction and relationship to yourself

NONE	Please write "None" if applicable. Do not leave this space blank.	
------	---	--

5. Identify each individual, business, corporation, union association, firm, partnership, committee proprietorship, franchise holding company, joint stock company, business or real estate trust, non-profit organization, or other organization or group of people doing business with the school(s) governed by the Education Corporation and in which such entity, during the time of your tenure as a trustee, you and/or your immediate family member(s) or person(s) living in your house had a financial interest or other relationship. If you are a member, director, officer or employee of an organization formally partnered with the school(s) that is/are doing business with the school(s) through a management or services agreement, please identify only the name of the organization, your position in the organization, and the relationship between such organization and the school(s). If there was no financial interest, write None.

Organization conducting business with the school(s)	Nature of business conducted	Approximate value of the business conducted	Name of Trustee and/or immediate family member of household holding an interest in the organization conducting business with the school(s) and the nature of the interest	Steps Taken to Avoid Conflict of Interest
NONE	NONE			

Please write "None" if applicable. Do not leave this space blank.

Signature  Date 6-27-17

Please note that this document is considered a public record and as such, may be made available to members of the public upon request under the Freedom of Information Law. Personal contact information provided below will be redacted.

Business Telephone: 

Business Address: 

E-mail Address: 

Home Telephone: 

Home Address: 

Disclosure of Financial Interest by a Current or Proposed Charter School Education Corporation Trustee

Trustee Name:

James D Ryan, Jr

Name of Charter School Education Corporation (for an unmerged school, this is the Charter School Name):

True North Rochester Preparatory Charter School - West Campus

1. List all positions held on the education corporation board (e.g., president, treasurer, parent representative).

2. Is the trustee an employee of any school operated by the Education Corporation?
 Yes No

If **Yes**, for each school, please provide a description of the position(s) you hold, your responsibilities, your salary and your start date.

3. Is the trustee an employee or agent of the management company or institutional partner of the charter school(s) governed by the Education Corporation?
 Yes No

If **Yes**, for each school, please provide a description of the position(s) you hold, your responsibilities, your salary and your start date.

4. Identify each interest/transaction (and provide the requested information) that you or any of your immediate family members or any persons who live with you in your house have held or engaged in with the charter school(s) governed by the Education Corporation during the time you have served on the board, and in the six-month period prior to such service. If there has been no such financial interest or transaction, write **None**. Please note that if you answered **Yes** to Questions 2-4 above, you need not disclose again your employment status, salary, etc.

Date(s)	Nature of Financial Interest/Transaction	Steps taken to avoid a conflict of interest, (e.g., did not vote, did not participate in discussion)	Name of person holding interest or engaging in transaction and relationship to yourself

NONE	<i>Please write "None" if applicable. Do not leave this space blank.</i>		
------	--	--	--

5. Identify each individual, business, corporation, union association, firm, partnership, committee proprietorship, franchise holding company, joint stock company, business or real estate trust, non-profit organization, or other organization or group of people doing business with the school(s) governed by the Education Corporation and in which such entity, during the time of your tenure as a trustee, you and/or your immediate family member(s) or person(s) living in your house had a financial interest or other relationship. If you are a member, director, officer or employee of an organization formally partnered with the school(s) that is/are doing business with the school(s) through a management or services agreement, please identify only the name of the organization, your position in the organization, and the relationship between such organization and the school(s). If there was no financial interest, write None.

Organization conducting business with the school(s)	Nature of business conducted	Approximate value of the business conducted	Name of Trustee and/or immediate family member of household holding an interest in the organization conducting business with the school(s) and the nature of the interest	Steps Taken to Avoid Conflict of Interest
NONE	NONE	<i>Please write "None" if applicable. Do not leave this space blank.</i>		

James D Ryan, Jr

Signature

Date

June 27, 2017

Please note that this document is considered a public record and as such, may be made available to members of the public upon request under the Freedom of Information Law. Personal contact information provided below will be redacted.

Business Telephone: [REDACTED]

Business Address: [REDACTED]

E-mail Address: [REDACTED]

Home Telephone: [REDACTED]

Home Address: [REDACTED]

**Disclosure of Financial Interest by a Current or Proposed Charter School
Education Corporation Trustee**

Trustee Name:

Joshua J. Phillips

Name of Charter School Education Corporation (for an unmerged school, this is the Charter School Name):

True North Rochester Preparatory Charter School – West Campus

1. List all positions held on the education corporation board (e.g., president, treasurer, parent representative).

I am the Chief of Innovation and School Operations for Uncommon Schools. I started in July 2008.

2. Is the trustee an employee of any school operated by the Education Corporation?
 Yes **No**

If **Yes**, for each school, please provide a description of the position(s) you hold, your responsibilities, your salary and your start date.

I am the Chief of Innovation and School Operations for Uncommon Schools. I started in July 2008.

3. Is the trustee an employee or agent of the management company or institutional partner of the charter school(s) governed by the Education Corporation?
 Yes **No**

If **Yes**, for each school, please provide a description of the position(s) you hold, your responsibilities, your salary and your start date.

I am the Chief of Innovation and School Operations for Uncommon Schools. I started in July 2008.


4. Identify each interest/transaction (and provide the requested information) that you or any of your immediate family members or any persons who live with you in your house have held or engaged in with the charter school(s) governed by the Education Corporation during the time you have served on the board, and in the six-month period prior to such service. If there has been no such financial interest or transaction, write **None**. Please note that if you answered **Yes** to Questions 2-4 above, you need not disclose again your employment status, salary, etc.

Date(s)	Nature of Financial Interest/Transaction	Steps taken to avoid a conflict of interest, (e.g., did not vote, did not participate in discussion)	Name of person holding interest or engaging in transaction and relationship to yourself

None	<i>Please write "None" if applicable. Do not leave this space blank.</i>	None	None	None
------	--	------	------	------


5. Identify each individual, business, corporation, union association, firm, partnership, committee proprietorship, franchise holding company, joint stock company, business or real estate trust, non-profit organization, or other organization or group of people doing business with the school(s) governed by the Education Corporation **and** in which such entity, during the time of your tenure as a trustee, you and/or your immediate family member(s) or person(s) living in your house had a financial interest or other relationship. If you are a member, director, officer or employee of an organization formally partnered with the school(s) that is/are doing business with the school(s) through a management or services agreement, please identify only the name of the organization, your position in the organization, and the relationship between such organization and the school(s). If there was no financial interest, write **None**.


Organization conducting business with the school(s)	Nature of business conducted	Approximate value of the business conducted	Name of Trustee and/or immediate family member of household holding an interest in the organization conducting business with the school(s) and the nature of the interest	Steps Taken to Avoid Conflict of Interest
<i>Please write "None" if applicable. Do not leave this space blank.</i>				
Uncommon Schools is the CMO that manages Rochester Prep	Uncommon Schools is the CMO that manages Rochester Prep	None	Joshua J. Phillips	I make sure that I recuse myself from any Board vote related to Uncommon Schools


Signature 

Date 7/1/12


Please note that this document is considered a public record and as such, may be made available to members of the public upon request under the Freedom of Information Law. Personal contact information provided below will be redacted.

Business Telephone: 

Business Address: 

E-mail Address: 

Home Telephone: N/A

Home Address: 

Disclosure of Financial Interest by a Current or Proposed Charter School Education Corporation Trustee

Trustee Name:

G. Jean Howard-Cherubim

Name of Charter School Education Corporation (for an unmerged school, this is the Charter School Name):

True North Rochester Preparatory Charter School-West Campus

1. List all positions held on the education corporation board (e.g., president, treasurer, parent representative).

Trustee

2. Is the trustee an employee of any school operated by the Education Corporation?
 Yes **No** **No**

If **Yes**, for each school, please provide a description of the position(s) you hold, your responsibilities, your salary and your start date.

Trustee

3. Is the trustee an employee or agent of the management company or institutional partner of the charter school(s) governed by the Education Corporation?

Yes **No** **No**

If **Yes**, for each school, please provide a description of the position(s) you hold, your responsibilities, your salary and your start date.

Trustee

4. Identify each interest/transaction (and provide the requested information) that you or any of your immediate family members or any persons who live with you in your house have held or engaged in with the charter school(s) governed by the Education Corporation during the time you have served on the board, and in the six-month period prior to such service. If there has been no such financial interest or transaction, write **None**. Please note that if you answered **Yes** to Questions 2-4 above, you need not disclose again your employment status, salary, etc.

Date(s)	Nature of Financial Interest/Transaction	Steps taken to avoid a conflict of interest, (e.g., did not vote, did not participate in discussion)	Name of person holding interest or engaging in transaction and relationship to yourself

**Disclosure of Financial Interest by a Current or Proposed Charter School
Education Corporation Trustee**

Trustee Name:

James S. Gleason

Name of Charter School Education Corporation (for an unmerged school, this is the Charter School Name):

True North Rochester Preparatory Charter School - West Campus

1. List all positions held on the education corporation board (e.g., president, treasurer, parent representative).

2. Is the trustee an employee of any school operated by the Education Corporation?
 Yes No

If Yes, for each school, please provide a description of the position(s) you hold, your responsibilities, your salary and your start date.

3. Is the trustee an employee or agent of the management company or institutional partner of the charter school(s) governed by the Education Corporation?

Yes No

If Yes, for each school, please provide a description of the position(s) you hold, your responsibilities, your salary and your start date.

4. Identify each interest/transaction (and provide the requested information) that you or any of your immediate family members or any persons who live with you in your house have held or engaged in with the charter school(s) governed by the Education Corporation during the time you have served on the board, and in the six-month period prior to such service. If there has been no such financial interest or transaction, write None. Please note that if you answered Yes to Questions 2-4 above, you need not disclose again your employment status, salary, etc.

Date(s)	Nature of Financial Interest/Transaction	Steps taken to avoid a conflict of interest, (e.g., did not vote, did not participate in discussion)	Name of person holding interest or engaging in transaction and relationship to yourself

**Disclosure of Financial Interest by a Current or Proposed Charter School
Education Corporation Trustee**

Trustee Name:

Jamie R. Berger

Name of Charter School Education Corporation (for an unmerged school, this is the Charter School Name):

Trine North Recharter Preparatory Charter
School - West Campus

1. List all positions held on the education corporation board (e.g., president, treasurer, parent representative).

Board member

2. Is the trustee an employee of any school operated by the Education Corporation?

Yes ~~No~~

If **Yes**, for each school, please provide a description of the position(s) you hold, your responsibilities, your salary and your start date.

3. Is the trustee an employee or agent of the management company or institutional partner of the charter school(s) governed by the Education Corporation?

Yes ~~No~~

If **Yes**, for each school, please provide a description of the position(s) you hold, your responsibilities, your salary and your start date.

4. Identify each interest/transaction (and provide the requested information) that you or any of your immediate family members or any persons who live with you in your house have held or engaged in with the charter school(s) governed by the Education Corporation during the time you have served on the board, and in the six-month period prior to such service. If there has been no such financial interest or transaction, write **None**. Please note that if you answered **Yes** to Questions 2-4 above, you need not disclose again your employment status, salary, etc.

Date(s)	Nature of Financial Interest/Transaction	Steps taken to avoid a conflict of interest, (e.g., did not vote, did not participate in discussion)	Name of person holding interest or engaging in transaction and relationship to yourself

<i>Please write "None" if applicable.</i>	<i>Please not leave this space blank.</i>
<i>None</i>	<i>None</i>

5. Identify each individual, business, corporation, union association, firm, partnership, committee proprietorship, franchise holding company, joint stock company, business or real estate trust, non-profit organization, or other organization or group of people doing business with the school(s) governed by the Education Corporation and in which such entity, during the time of your tenure as a trustee, you and/or your immediate family member(s) or person(s) living in your house had a financial interest or other relationship. If you are a member, director, officer or employee of an organization formally partnered with the school(s) that is/are doing business with the school(s) through a management or services agreement, please identify only the name of the organization, your position in the organization, and the relationship between such organization and the school(s). If there was no financial interest, write **None**.

Organization conducting business with the school(s)	Nature of business conducted	Approximate value of the business conducted	Name of Trustee and/or immediate family member of household holding an interest in the organization conducting business with the school(s) and the nature of the interest	Steps Taken to Avoid Conflict of Interest
<i>None</i>	<i>None</i>	<i>None</i>	<i>None</i>	<i>None</i>

Please write "None" if applicable. Do not leave this space blank.

[Handwritten Signature] _____ Date *6/27/17*

Please note that this document is considered a public record and as such, may be made available to members of the public upon request under the Freedom of Information Law. Personal contact information provided below will be redacted.

Business Telephone: _____
 Business Address: _____
 E-mail Address: _____
 Home Telephone: _____
 Home Address: _____



Entry 9 BOT Table

Last updated: 06/22/2017

(tab across or use scroll bar at bottom of table)

1. Current Board Member Information

	Trustee Name	Email Addresses	Position on the Board	Committee Affiliations	Voting Member Per By Laws? (Y/N)	Area of Expertise, and/or Additional Role at School (parent, staff member, etc.)	Number of Terms Served and Length of Each (Include election date and term expiration)	Number of Board Mtgs Attended during 2016-17?
1	Geoffrey Rosenberger	[REDACTED]	Chair/ Board President	Chair/ Board President	Yes	Governance/Nominating (Chair), Capital Campaign	Founding Board Member 2010; Term expires June 30, 2019	6
2	James Gleason	[REDACTED]	Treasurer	Trustee/Member	Yes	Capital Campaign	Founding Board Member 2010; Term expires June 30, 2018	5 or less
						Governance/Nominat	Foundi	

3	Jean Howard	[REDACTED]	Treasurer	Trustee/Member	Yes	ing (Chair), Educational Assessment, Capital Campaign	ng Board Member 2010; Term expires	5 or less
4	Jim Ryan	[REDACTED]	Treasurer	Trustee/Member	Yes	Capital Campaign (Chair), Finance	Founding Board Member 2010; Term expires June 30, 2019	6
5	Ronald Zarella	[REDACTED]	Treasurer	Trustee/Member	Yes	Finance (Chair), Governance/Nominating, Capital Campaign	Joined 2013; Term expires June 30, 2018	5 or less
6	Rebecca Sumner	[REDACTED]	Treasurer	Trustee/Member	Yes	Educational Assessment (Chair), Finance	Joined 2010; Term expires June 30, 2018	5 or less
7	Joshua Phillips	[REDACTED]	Treasurer	Trustee/Member	Yes	Governance/Nominating	Joined 2015; Term expires June 30, 2018	5 or less
		[REDACTED]		Trustee			Joined 2017;	

8	Jim Barger		Treasurer	e/Member	Yes		Term expires January 2020	5 or less
9								
10								
11								
12								
13								
14								
15								
16								
17								
18								
19								
20								

2. Total Number of Members on June 30, 2016 7

3. Total Number of Members Joining the Board 2016-17 School Year 1

4. Total Number of Members Departing the Board during the 2016-17 School Year 0

5. Number of Voting Members 2016-17, as set by the by-laws, resolution or minutes 8

6. Number of Board Meetings Conducted in the 2016-17 School Year 6

7. Number of Board Meetings 6

Scheduled for the [2017-18](#)

School Year

Thank you.



Entry 11 Enrollment and Retention of Special Populations

Last updated: 07/05/2017

Instructions for Reporting Enrollment and Retention Strategies

Describe the efforts the charter school has made in 2016 2017 toward meeting targets to attract and retain enrollment of students with disabilities, English language learners, and students who are economically disadvantaged. In addition, describe the school’s plans for meeting or making progress toward meeting its enrollment and retention targets in 2017 2018.

Recruitment/Attraction Efforts Toward Meeting Targets

	Describe Efforts Toward Meeting Recruitment Targets 2016 17)	Describe Plans Toward Meeting Recruitment Targets 2017 18)
Economically Disadvantaged	<p>The mission of our school is to close the achievement gap for Rochester City School District Students. We have, and plan, to continue to reach out to all students in the city of Rochester. One of Rochester Prep’s primary target populations is students from economically disadvantaged backgrounds. Students from this demographic make up 89% of Rochester Prep 3’s student body, and 86% of Rochester Prep schools overall. Thus, many of our recruitment policies focus on identifying and enrolling students from low income backgrounds and neighborhoods. Students eligible for Free and Reduced Price Lunch (FRL) receive fourth preference in the Rochester Prep lottery, following siblings of current students, children of employees, and students qualifying for English Language Learner (ELL) status. This means that</p>	<p>In 2017 2018, we plan to continue on the success we’ve had in recruiting all members of the Rochester City School District, especially those who have special educational needs and students who are designated as English Language Learners. Overall, Rochester Prep has found that the best way to recruit new students is through word of mouth, particularly through the networks and connections of families with students already attending the school. The Rochester Prep application asks applicants “How did you hear about us?” and “Word of Mouth” is consistently the top response. This is true for recruitment of all students, including the target populations mentioned here. Therefore, Rochester Prep recognizes the importance of building relationships with the families of both current students and future students and places those efforts at the heart of all of its recruitment and retention practices.</p> <p>With this in mind, one change that Rochester has made since last year is to hire a Director of Strategic Initiatives. This position is intended in part to support family and community engagement throughout all Rochester Prep Charter schools. Our current Director of Strategic Initiatives, Christy Hender, has already begun supporting student recruitment efforts, such as building</p>

students who are eligible for these services are very likely to be accepted to Rochester Prep Schools if they apply.

relationships with other charter schools and with the city school district. The Director of Special Education for Rochester Prep, Lisa Delfavero Krempa, also supports the recruitment and retention of students with disabilities and English Language Learners. To spread the word about Rochester Prep, we set up bus ads and billboards in zip codes with low income populations. Also, as stated above, our strongest recruitment practice is asking current families to speak with their family and friends about Rochester Prep, as this helps us continue to recruit a high percentage of students from low income backgrounds.

In 2017 2018, we plan to continue on the success we've had in recruiting all members of the Rochester City School District, especially those who have special educational needs and students who are designated as English Language Learners. Overall, Rochester Prep has found that the best way to recruit new students is through word of mouth, particularly through the networks and connections of families with students already attending the school. The Rochester Prep application asks applicants "How did you hear about us?" and "Word of Mouth" is consistently the top response. This is true for recruitment of all students, including the target populations mentioned here. Therefore, Rochester Prep recognizes the importance of building relationships with the families of both current students and future students and places those efforts at the heart of all of its recruitment and retention practices.

With this in mind, one change that Rochester has made since last year is to hire a Director of Strategic Initiatives. This position is intended in part to support family and community engagement throughout all Rochester Prep Charter schools. Our current Director of Strategic Initiatives, Christy Hendler, has already begun supporting student recruitment efforts, such as building relationships with other charter schools and with the city school district. The Director of Special Education for Rochester Prep, Lisa Delfavero Krempa, also supports the recruitment and retention of students with disabilities and English Language Learners.

The mission of our school is to close the achievement gap for Rochester City School District Students. We have, and plan, to continue to reach out to all students in the city of Rochester. One important change Rochester Prep made for the 2016

English
Langua

ge
Learner
s

2017 school year was to update its admissions policies to create an additional preference for students who may qualify as English Language Learners. In the 2016 2017 lottery, students who may qualify for the ELL designation received second preference in the lottery (after siblings of current students).

In the 2017 2018 lottery, students with this designation received third preference (after siblings and children of employees, based on new state laws). This change shows Rochester Prep's dedication to serving students with limited English proficiency. Some recruitment strategies we have used to boost ELL enrollment this year are placing radio ads on local radio stations in both English and Spanish, and having flyers in both English and Spanish. Additionally, our Director of Special Education has held information sessions at local community centers and refugee centers that specifically work with families with limited English proficiency.

One new initiative this year is that our new Director of Strategic Initiatives (DSI) has worked to build a connection with a nearby dual language charter school. This school has a higher ELL population than Rochester Prep, so our DSI has been learning recruitment best practices from them. We hope to better understand and implement some of these new practices further in next year's lottery process.

Finally, we are in the process of hiring an ELL Coordinator to support all Rochester Prep schools. We hope this individual would help support the recruitment, retention, and learning of ELL students across our schools, and help continue to build relationships in the community with these families. To date we have been unsuccessful in finding a candidate that would fit the role, but we are still looking to fill this position.

The mission of our school is to close the achievement gap for Rochester City School District Students. We have, and plan, to continue to reach out to all students in the city of Rochester. Similar to previous years, we held additional sessions on our Special Education program where we invited the entire city of Rochester along with our current families to learn more about our Special Education program. We also continued to advertise on urban radio stations, Rochester Transit busses and stops, and utilized mailing in both Spanish and English to all families in the City of

In 2017 2018, we plan to continue on the success we've had in recruiting all members of the Rochester City School District, especially those who have special educational needs and students who are designated as English Language Learners. Overall, Rochester Prep has found that the best way to recruit new students is through word of mouth, particularly through the networks and connections of families with students already attending the school. The Rochester Prep application asks applicants "How did you hear about us?" and "Word of

<p>Students with Disabilities</p>	<p>Rochester. In addition, we visited multiple sites (Catholic Family Centers, libraries, Refugee outreach organizations like “Mary’s Place”) in an effort to attract more students with Special Education needs. To recruit students with special needs, we ensure that our recruitment flyers and other materials emphasize that all students are welcome at Rochester Prep.</p> <p>Our Director of Special Education last year created a series of family presentations and workshops aimed at students with disabilities that she hosts to help answer questions for families of students with disabilities. This has helped support our current families and spread the word to other families that may be interested in attending Rochester Prep. Additionally, she has built relationships with the city and with other charter schools to help share best practices. This has occasionally led to another school recommending a student to Rochester Prep if they believe our school can provide the academic services or structure the student needs to be successful.</p>	<p>“Word of Mouth” is consistently the top response. This is true for recruitment of all students, including the target populations mentioned here. Therefore, Rochester Prep recognizes the importance of building relationships with the families of both current students and future students and places those efforts at the heart of all of its recruitment and retention practices.</p> <p>With this in mind, one change that Rochester has made since last year is to hire a Director of Strategic Initiatives. This position is intended in part to support family and community engagement throughout all Rochester Prep Charter schools. Our current Director of Strategic Initiatives, Christy Hendler, has already begun supporting student recruitment efforts, such as building relationships with other charter schools and with the city school district. The Director of Special Education for Rochester Prep, Lisa Delfavero Krempa, also supports the recruitment and retention of students with disabilities and English Language Learners.</p>
-----------------------------------	---	---

Retention Efforts Toward Meeting Targets

	Describe Efforts Toward Meeting Retention Targets 2016 17)	Describe Plans Toward Meeting Retention Targets 2017 18)
		<p>Overall, Rochester Prep has found that the best way to recruit new students is through word of mouth, particularly through the networks and connections of families with students already attending the school. The Rochester Prep application asks applicants “How did you hear about us?” and “Word of Mouth” is consistently the top response. This is true for recruitment of all students, including the target populations mentioned here. Therefore, Rochester Prep recognizes the importance of building relationships with the families of both current students and future students and places those efforts at the heart of all of its recruitment and retention practices.</p> <p>With this in mind, one change that Rochester has made since last year is to hire a Director of Strategic Initiatives. This position is intended in part to support family and community engagement throughout all</p>

Economically Disadvantaged

We have also made great efforts to retain these students, largely with the help of our Regional Special Education Coordinator who oversees our Special Ed programs in all five of our schools. We have also made great efforts to work with the Special Education Department in the Rochester City School District.

Rochester Prep Charter schools. Our current Director of Strategic Initiatives, Christy Hendler, has already begun supporting student recruitment efforts, such as building relationships with other charter schools and with the city school district. The Director of Special Education for Rochester Prep, Lisa Delfavero Krempa, also supports the recruitment and retention of students with disabilities and English Language Learners. Relationships are also important to how we retain students from all backgrounds. If a student wishes to leave our school, we ask that the parent or guardian come into the school to meet with our Principal and/or Director of Operations. This is to understand the root cause of the family's desire to leave our community and attempt to address the cause, as well as to explain the difficulty of re-admittance later on should the student wish to return to Rochester Prep. In this way, we attempt to understand the concerns of our families and help make the best decision for the child.

Most of these policies and practices are not new, and since we already have a strong enrollment and retention process for low income populations, we have focused most of our recent initiatives on students with disabilities and English Language Learners.

We have also made great efforts to retain

Overall, Rochester Prep has found that the best way to recruit new students is through word of mouth, particularly through the networks and connections of families with students already attending the school. The Rochester Prep application asks applicants "How did you hear about us?" and "Word of Mouth" is consistently the top response. This is true for recruitment of all students, including the target populations mentioned here. Therefore, Rochester Prep recognizes the importance of building relationships with the families of both current students and future students and places those efforts at the heart of all of its recruitment and retention practices.

With this in mind, one change that Rochester has made since last year is to hire a Director of Strategic Initiatives. This position is intended in part to support family and community engagement throughout all Rochester Prep Charter schools. Our current

English Language Learners

these students, largely with the help of our Regional Special Education Coordinator who oversees our Special Ed programs in all five of our schools. We have also made great efforts to work with the Special Education Department in the Rochester City School District.

Director of Strategic Initiatives, Christy Hendler, has already begun supporting student recruitment efforts, such as building relationships with other charter schools and with the city school district. The Director of Special Education for Rochester Prep, Lisa DeFavero Krempa, also supports the recruitment and retention of students with disabilities and English Language Learners. Relationships are also important to how we retain students from all backgrounds. If a student wishes to leave our school, we ask that the parent or guardian come into the school to meet with our Principal and/or Director of Operations. This is to understand the root cause of the family's desire to leave our community and attempt to address the cause, as well as to explain the difficulty of re admittance later on should the student wish to return to Rochester Prep. In this way, we attempt to understand the concerns of our families and help make the best decision for the child.

Most of these policies and practices are not new, and since we already have a strong enrollment and retention process for low income populations, we have focused most of our recent initiatives on students with disabilities and English Language Learners.

Overall, Rochester Prep has found that the best way to recruit new students is through word of mouth, particularly through the networks and connections of families with students already attending the school. The Rochester Prep application asks applicants "How did you hear about us?" and "Word of Mouth" is consistently the top response. This is true for recruitment of all students, including the target populations mentioned here. Therefore, Rochester Prep recognizes the importance of building relationships with the families of both current students and future students and places those efforts at the heart of all of its recruitment and retention practices.

With this in mind, one change that Rochester has made since last year is to hire a Director of Strategic Initiatives. This position is intended in part to support family and community engagement throughout all Rochester Prep Charter schools. Our current Director of Strategic Initiatives, Christy

We have also made great efforts to retain

Students with Disabilities

these students, largely with the help of our Regional Special Education Coordinator who oversees our Special Ed programs in all five of our schools. We have also made great efforts to work with the Special Education Department in the Rochester City School District.

Hendler, has already begun supporting student recruitment efforts, such as building relationships with other charter schools and with the city school district. The Director of Special Education for Rochester Prep, Lisa DelFavero Krempa, also supports the recruitment and retention of students with disabilities and English Language Learners. Relationships are also important to how we retain students from all backgrounds. If a student wishes to leave our school, we ask that the parent or guardian come into the school to meet with our Principal and/or Director of Operations. This is to understand the root cause of the family's desire to leave our community and attempt to address the cause, as well as to explain the difficulty of re admittance later on should the student wish to return to Rochester Prep. In this way, we attempt to understand the concerns of our families and help make the best decision for the child.

Most of these policies and practices are not new, and since we already have a strong enrollment and retention process for low income populations, we have focused most of our recent initiatives on students with disabilities and English Language Learners.



Entry 12 Classroom Teacher and Administrator Attrition

Created: 07/05/2017 • Last updated: 07/31/2017

Report changes in teacher and administrator staffing.

Instructions for completing the Classroom Teacher and Administrator Attrition Tables

Charter schools must complete the two tables named 2016-2017 Classroom Teacher and Administrator Attrition to report changes in teacher and administrator staffing in 2016-2017. Please provide the full time equivalent (FTE) of staff on June 30, 2016; the FTE for any departed staff from July 1, 2016 through June 30, 2017; the FTE for added staff from July 1, 2016 through June 30, 2017; and the FTE of staff added in newly created positions from July 1, 2016 through June 30, 2017 using the two tables provided.

Classroom Teacher Attrition Table

	FTE Classroom Teachers on June 30, 2016	FTE Classroom Teachers Departed 7/1/16 6/30/17	FTE Classroom Teachers Filling Vacant Positions 7/1/16 6/30/17	FTE Classroom Teachers Added in New Positions 7/1/16 6/30/17	FTE of Classroom Teachers on June 30, 2017
	51	13	14	3	55

Administrator Position Attrition Table

	FTE Administrative Positions on June 30, 2016	FTE Administrators Departed 7/1/16 6/30/17	FTE Administrators Filling Vacant Positions 7/1/16 6/30/17	FTE Administrators Added in New Positions 7/1/16 6/30/17	FTE Administrative Positions on June 30, 2017
	4	0	0	0	4

Thank you

2017-18 Rochester Prep Student Calendar

Updated: 5/5/2017

July '17						
S	M	T	W	Th	F	S
						1
2	3	4	5	6	7	8
9	10	11	12	13	14	15
16	17	18	19	20	21	22
23	24	25	26	27	28	29
30	31					
School Days						

August '17						
S	M	T	W	Th	F	S
		1	2	3	4	5
6	7	8	9	10	11	12
13	14	15	16	17	18	19
20	21	22	23	24	25	26
27	28	29	30	31		
9 School Days						

16-17	First Days for 9th Grade for HS Induction (half days)
17-18	First Days for Kindergarten and 5th Grade (half days)
18	High School not in session on 18th
21	First Day for All Students

4 Labor Day (All Schools Closed)

September '17						
S	M	T	W	Th	F	S
					1	2
3	4	5	6	7	8	9
10	11	12	13	14	15	16
17	18	19	20	21	22	23
24	25	26	27	28	29	30
20	School Days					

October '17						
S	M	T	W	Th	F	S
1	2	3	4	5	6	7
8	9	10	11	12	13	14
15	16	17	18	19	20	21
22	23	24	25	26	27	28
29	30	31				
21	School Days					

9	All Schools Closed
11	HS PSAT
25	HS PSAT (alternate date)
27	Q1 ends

9 MS & HS Q1 Report Card
 10 Veteran's Day (Schools Closed)
 16-17 ES Q1 Report Cards
 22-24 Thanksgiving Schools Closed)

November '17						
S	M	T	W	Th	F	S
			1	2	3	4
5	6	7	8	9	10	11
12	13	14	15	16	17	18
19	20	21	22	23	24	25
26	27	28	29	30		
18	School Days					

December '17						
S	M	T	W	Th	F	S
					1	2
3	4	5	6	7	8	9
10	11	12	13	14	15	16
17	18	19	20	21	22	23
24	25	26	27	28	29	30
31						
11	School Days					

18-29 Winter Break (All Schools Closed)

1 New Year's Day (All Schools Closed)
 15 MLK Day (All Schools Closed)
 19 Q2 ends
 24-25 ES Q2 report card (half day for ES only on 25th)

January '18						
S	M	T	W	Th	F	S
	1	2	3	4	5	6
7	8	9	10	11	12	13
14	15	16	17	18	19	20
21	22	23	24	25	26	27
28	29	30	31			
21	School Days					

February '18						
S	M	T	W	Th	F	S
				1	2	3
4	5	6	7	8	9	10
11	12	13	14	15	16	17
18	19	20	21	22	23	24
25	26	27	28			
15	School Days					

1 MS Q2 report card (half day for MS only)
 8 HS Q2 report card (half day for HS only)
 19-23 February Break (All Schools Closed)

29 Q3 ends
 30 Good Friday (All Schools Closed)

March '18						
S	M	T	W	Th	F	S
				1	2	3
4	5	6	7	8	9	10
11	12	13	14	15	16	17
18	19	20	21	22	23	24
25	26	27	28	29	30	31
21	School Days					

April '18						
S	M	T	W	Th	F	S
1	2	3	4	5	6	7
8	9	10	11	12	13	14
15	16	17	18	19	20	21
22	23	24	25	26	27	28
29	30					
16	School Days					

2-6 Spring Break (All Schools Closed)
 11-13 NYS ELA Test
 12 HS Q3 report card (half day for HS only)
 19 MS Q3 report card (half day for MS only)
 25-26 ES Q3 report card (half day for ES only on 26th)

1-3 NYS Math Test
 7-18 HS AP Exams
 23-31 Grade 4 Science Performance Test
 28 Memorial Day (All Schools Closed)

May '18						
S	M	T	W	Th	F	S
		1	2	3	4	5
6	7	8	9	10	11	12
13	14	15	16	17	18	19
20	21	22	23	24	25	26
27	28	29	30	31		
22	School Days					

June '18						
S	M	T	W	Th	F	S
					1	2
3	4	5	6	7	8	9
10	11	12	13	14	15	16
17	18	19	20	21	22	23
24	25	26	27	28	29	30
11	School Days (16 for HS)					

1 Grade 4 Science Performance Test
 4 Grade 4 Science Written Exam
 5 NYS HS Regents- Global History
 13-14 NYS HS Regents
 15 ES and MS Last Day
 18-21 NYS HS Regents
 22 HS Last Day

Yellow	Holidays (Schools closed)
Red	State Testing Days
Green	Start / End Dates for Students
Grey	Report Card half days (grade level specific)

Rochester Prep
 Elementary School
 Jay Campus
 899 Jay Street
 Rochester, NY 14611

Rochester Prep
 Elementary School 3
 85 St. Jacob Street
 Rochester, NY 14621

Rochester Prep
 Elementary School
 West Campus
 85 St. Jacob Street
 Rochester, NY 14621

Rochester Prep
 Middle School
 Brooks Campus
 630 Brooks Avenue
 Rochester, NY 14619

Rochester Prep
 Middle School
 West Campus
 432 Chili Avenue
 Rochester, NY 14611

Rochester Prep
 High School
 175 Martin St.
 Rochester, NY 14605