



I. SCHOOL INFORMATION AND COVER PAGE (To be Completed By All Charter Schools)

Created: 07/23/2015

Last updated: 07/27/2015

Please be advised that you will need to complete this task first (including signatures) before all of the other tasks assigned to you by your authorizer are visible on your task page. While completing this task, please ensure that you select the correct authorizer or you may not be assigned the correct tasks.

Page 1

1. SCHOOL NAME AND AUTHORIZER

(Select name from the drop down menu)

TRUE NORTH TROY PREPARATORY CS (SUNY TRUSTEES) 491700860931

2. CHARTER AUTHORIZER

(For technical reasons, please re-select authorizer name from the drop down menu).

SUNY-Authorized Charter School

3. DISTRICT / CSD OF LOCATION

Troy

4. SCHOOL INFORMATION

	PRIMARY ADDRESS	PHONE NUMBER	FAX NUMBER	EMAIL ADDRESS
	2 Polk Street Troy, NY 12180	518-445-3100	518-445-3101	██████████

4a. PHONE CONTACT NUMBER FOR AFTER HOURS EMERGENCIES

Contact Name	Mark Muscatiello
Title	Senior Director of Operations
Emergency Phone Number (###-###-####)	██████████

5. SCHOOL WEB ADDRESS (URL)

<http://troyprep.uncommonschoools.org/>

6. DATE OF INITIAL CHARTER

2008-03-01 00:00:00

7. DATE FIRST OPENED FOR INSTRUCTION

2009-08-01 00:00:00

8. FINAL VERIFIED BEDS ENROLLMENT FOR THE 2014-15 School Year as reported to Department's Office of Information and Reporting Services (via the NYC DOE for charter schools in NYC) in August.

452

9. GRADES SERVED IN SCHOOL YEAR 2014-15

Check all that apply

Grades Served	K, 1, 2, 3, 5, 6, 7, 8
---------------	------------------------

10. DOES THE SCHOOL CONTRACT WITH A CHARTER OR EDUCATIONAL MANAGEMENT ORGANIZATION?

	Yes/No	Name of CMO/EMO
	Yes	Uncommon Schools

10a. Please provide the name and contact information for each of the following individuals who are management level personnel associated with the CMO.

	Name	Work Phone	Alternate Phone	Email Address	Contact this individual also in emergencies
CEO (e.g., network superintendent)	Josh Phillips	[REDACTED]		[REDACTED]	No
CFO (e.g., network CFO)	Anna Hall	[REDACTED]		[REDACTED]	No
Compliance Contact	Mark Muscatiello	[REDACTED]		[REDACTED]	Yes
Complaint Contact	Anna Hall	[REDACTED]		[REDACTED]	No

Page 2

11. FACILITIES

Will the School maintain or operate multiple sites?

No, just one site.

12. SCHOOL SITES

Please list the sites where the school will operate in 2015-16.

	Physical Address	Phone Number	District/CSD	Grades Served at Site	School at Full Capacity at Site	Facilities Agreement
Site 1 (same as primary site)	2 Polk Street, Troy, NY 12180	518-445-3100	TROY CITY SD	k-8	Yes	Rent/Lease
Site 2						
Site 3						

12a. Please provide the contact information for Site 1 (same as the primary site).

	Name	Work Phone	Alternate Phone	Email Address
School Leader	Katie Yezzi	██████████		██████████
Operational Leader	Mark Muscatiello	██████████		██████████
Compliance Contact	Mark Muscatiello	██████████		██████████
Complaint Contact	Anna Hall	██████████		██████████

Page 3

14. Were there any revisions to the school's charter during the 2014-2015 school year? (Please include both those that required authorizer approval and those that did not require authorizer approval).

Yes

14a. Summary of Charter Revisions

	Category (Select Best Description)	Specific Revision (150 word limit)	Date Approved by BOT (if applicable)	Date Approved by Authorizer (if applicable)
1	Change in schedule/calendar	Revision to 185 Days		
2	Change in admissions/enrollment policy	Change in definition of at risk		
3	Other	Addition of whistle blower policy		
4				
5				

15. Name and Position of Individual(s) Who Completed the 2014-15 Annual Report.

Mark Muscatiello, Director of Operations


16. Our signatures below attest that all of the information contained herein is truthful and accurate and that this charter school is in compliance with all aspects of its charter, and with all pertinent Federal, State, and local laws, regulations,

and rules. We understand that if any information in any part of this report is found to have been deliberately misrepresented, that will constitute grounds for the revocation of our charter. Check **YES** if you agree and use the mouse on your PC or the stylist on your mobile device to sign your name).


Responses Selected:

Yes

Signature, Head of Charter School

A handwritten signature consisting of two stylized, overlapping 'M' shapes, drawn in black ink on a light gray background.

Signature, President of the Board of Trustees

A complex, cursive handwritten signature in black ink on a light gray background, featuring a large loop on the left and a long, sweeping tail on the right.

Thank you.



Appendix A: Link to the New York State School Report Card

Last updated: 07/23/2015

Page 1

Charter School Name: 491700860931 TRUE NORTH TROY PREP CS

1. NEW YORK STATE REPORT CARD

Provide a direct URL or web link to the most recent New York State School Report Card for the charter school (See <https://reportcards.nysed.gov/>).

(Charter schools completing year one will not yet have a School Report Card or link to one. Please type "URL is not available" in the space provided).

<http://data.nysed.gov/profile.php?instid=800000061096>

**TRUE NORTH TROY
PREPARATORY
CHARTER SCHOOL**

**2014-15 ACCOUNTABILITY
PLAN**

PROGRESS REPORT

Uncommon
Schools

TROY PREP

Submitted to the SUNY Charter Schools Institute on:

September 11, 2015

By Mark Muscatiello, Senior Director of Operations

Troy Prep
2 Polk Street
Troy, NY 12182
Phone: 518-445-3100
Fax: 518-445-3101

Mark Muscatiello Senior Director of Operations, prepared this 2014-15 Accountability Plan Progress Report on behalf of the school's board of trustees:

Trustee's Name	Board Position
Jeff Buell	Chair
Robert Bellafiore	Trustee
Doug Lemov	Trustee
Dana Lehman	Trustee
Heather Levine	Trustee
Barb McCandless	Trustee
Rachel Ucellini	Trustee

Katie Yezzi has served as the instructional leader of the Elementary School program since 2011.

Lauren Catlett has served as the instructional leader of the Middle School program since 2014.

INTRODUCTION

The mission of True North Troy Preparatory Charter School (“Troy Prep”) is to prepare all students to enter and succeed in college through effort, achievement and the content of their character. All Troy Prep students will demonstrate excellence in reading, writing, math, science and history, while consistently exemplifying the virtues of diligence, integrity, compassion, responsibility, respect and perseverance.

In 2014-15, the school served 444 students in grades K-3 and 5-8. Troy Prep is open to all students in the surrounding communities. Troy Prep’s student population consists of approximately 70% African American, 13% Hispanic, and 17% Caucasian students. Approximately ninety percent of Troy Prep students qualify for free or reduced price lunch. Students from Troy, Lansingburgh, Albany, Averill Park, Cohoes, Green Island, North Colonie, Schenectady, South Colonie, Rensselaer, Watervliet, and Waterford-Halfmoon school districts attend Troy Prep.

Troy Prep teachers and administrators believe that every child will succeed through hard work and excellent behavior. Troy Prep offers an extended school day and extended school year (~190 days). Academic tutoring is offered throughout the school year for students who require it or families who request it.

At Troy Prep our students work hard and are committed to a strict code of conduct. Students wear school uniforms and conduct themselves with dignity and honor at all times. Parents are expected to support this rigorous code of conduct. Discipline is serious and caring. Students and staff regularly meet as a community to reinforce their commitment to the school’s culture of hard work and discipline.

School Enrollment by Grade Level and School Year

School Year	K	1	2	3	4	5	6	7	8	9	10	11	12	Total
2011-12	59					66	46	43						214
2012-13	60	60				64	57	40	39					320
2013-14	62	63	60			60	59	48	34					386
2014-15	61	62	61	58		59	55	49	39					444

ENGLISH LANGUAGE ARTS

Goal 1: English Language Arts

All students will achieve mastery of English language arts.

Background

Troy Prep's curriculum is developed with the goal of maximizing student academic achievement through intentional standards-driven teaching and the systematic use of objective performance data to continually inform decision making. To this end, Troy Prep creates a scope and sequence for ELA and divides the year units, each culminating in a formal assessment. During the 2013-2014 school year, Troy Prep began to develop its scopes, sequences, and assessments in alignment with the Common Core Learning Standards. Troy Prep continued to refine this process during the 2014-2015 academic year.

Each academic year, Troy Prep uses three formative assessments in ELA, each aligned to state standards and to the school's scope and sequence. Starting in August, teachers and administrators develop curricular strategy, unit plans, and daily lessons based upon the scope and sequence. At the close of each unit, an assessment is administered, graded, and data produced so that teachers and administrators can develop action plans based upon objective, standards-driven data. The principal and leadership team work closely with teachers at every step of this process, giving feedback on daily lesson plans, curriculum, action plans, and the implementation of these plans.

Troy Prep's elementary school ELA program emphasizes both strong reading and strong writing. The reading program emphasizes four key aspects of literacy: decoding, fluency, vocabulary and comprehension. In the elementary school grades (K-4) there are 3 literacy blocks each day that are 45 minutes (K-2) and 50 minutes (3-4). Students are broken up into groups based on STEP (Strategic Teaching and Evaluation of Progress) levels. In the literacy blocks, students focus on reading mastery, guided reading, and reading comprehension. Students spend 45 minutes writing daily in grades K-2 and 50 minutes in grades 3-4, in addition to the 3 literacy blocks.

Every year Troy Prep provides teachers with an intense training program where we instruct teaching and student behavior management techniques and strategies to employ in their classrooms and throughout the school. We achieve complete consistency throughout the school with regard to behavior and academic standards.

Additionally, all staff members meet each Wednesday to review the past week's progress, refine teaching practice, and finalize preparations for the coming week. Teachers are regularly observed teaching by the school leadership and receive constant feedback for improvement.

Goal 1: Absolute Measure

Each year, 75 percent of all tested students enrolled in at least their second year will perform at proficiency on the New York State English language arts examination for grades 3-8.

Method

The school administered the New York State Testing Program English language arts assessment to students in grades 3 and 5-8 in April 2015. Each student's raw score has been converted to a grade-specific scaled score and a performance level.

The table below summarizes participation information for this year's test administration. The table indicates total enrollment and total number of students tested. It also provides a detailed breakdown of those students excluded from the exam. Note that this table includes all students according to grade level, even if they have not enrolled in at least their second year (defined as enrolled by BEDS day of the previous school year).

**2014-15 State English Language Arts Exam
Number of Students Tested and Not Tested**

Grade	Total Tested	Not Tested ¹			Total Enrolled
		IEP	ELL	Absent	
3	58	0	0	0	58
4	NA	NA	NA	NA	NA
5	59	0	0	0	59
6	54	1	0	0	55
7	49	0	0	0	49
8	38	0	0	1	39
All	258	1	0	1	260

Results

258 students enrolled in Troy Prep took the 2014-2015 New York State ELA exam. The majority of Troy Prep's 5th grade class was in its first year at Troy Prep. Most students enrolled in 6th through 8th grade had attended the school for more than one year. As indicated, 35% of Troy Prep students who were enrolled in at least their second year performed at or above proficiency on the 2014-2015 New York State English Language

¹ Students exempted from this exam according to their Individualized Education Program (IEP), because of English Language Learners (ELL) status, or absence for at least some part of the exam.

Arts exam. Troy Prep did not meet the requirement that 75% of students enrolled in the school score at or above proficiency, overall or in any grade.

**Performance on 2014-15 State English Language Arts Exam
By All Students and Students Enrolled in At Least Their Second Year**

Grade s	All Students		Enrolled in at least their Second Year	
	Percent Proficient	Number Tested	Percent Proficient	Number Tested
3	64%	58	64%	58
4	NA	NA	NA	NA
5	12%	59	0%	8
6	11%	54	13%	40
7	20%	49	20%	49
8	41%	38	41%	38
All	35%	258	35%	193

Evaluation

Troy Prep did fall short of meeting the Absolute measure of its accountability plan. The school had 35% of students score proficient or advanced - 40 percentage points below the stated goal. Each individual grade fell below the 75% measure, with the difference ranging from 75 percentage points for 5th graders in their 2nd year (though 12% of 5th grade students overall showed proficiency), to 11 percentage points in the 3rd grade.

Troy Prep is strongly encouraged by the performance of its 3rd grade cohort. This body of students is the first that started at Troy Prep in Kindergarten. While the 3rd grade cohort did not meet the absolute measure we feel that 64% proficiency demonstrates significant progress toward our goal.

Troy Prep continues to refine improvements to its scopes and sequences to increase alignment with the Common Core Learning standards. In 2014-2015 Troy Prep also made changes to its interval assessment program to increase their alignment with the Common Core Learning standards. Troy Prep’s instructional leaders feel that these changes improved upon a strong program and led to increased student learning in ELA. In 2012-2013, test scores decreased dramatically for every school in the state. Like all other schools in the state and the region, Troy Prep saw a dramatic decline in its test scores. Because of the improvements made in Troy Prep’s curriculum and assessment program, Troy Prep does not feel that the decline in scores reflects a deficiency in the

Troy Prep program. Rather, the decrease is reflective of a significant change in the New York State Test.

While we believe that the Troy Prep ELA program improved in 2014-2015, school leaders acknowledge that there is much work to be done in the area of ELA performance.

English Language Arts Performance by Grade Level and School Year

Grade	Percent of Students Enrolled in At Least Their Second Year Achieving Proficiency					
	2012-13		2013-14		2014-15	
	Percent	Number Tested	Percent	Number Tested	Percent	Number Tested
3					64%	58
4					NA	NA
5	0%	3	0%	4	0%	8
6	20%	45	24%	41	13%	40
7	23%	39	18%	45	20%	49
8	38%	39	50%	34	41%	39
All	26%	126	28%	124	35%	194

Goal 1: Absolute Measure

Each year, the school's aggregate Performance Level Index ("PLI") on the State English language arts exam will meet the Annual Measurable Objective ("AMO") set forth in the state's NCLB accountability system.

Method

The federal No Child Left Behind law holds schools accountable for making annual yearly progress towards enabling all students to be proficient. As a result, the state sets an AMO each year to determine if schools are making satisfactory progress toward the goal of proficiency in the state's learning standards in English language arts. To achieve this measure, all tested students must have a Performance Level Index ("PLI") value that equals or exceeds the 2014-15 English language arts AMO of 97. The PLI is calculated by adding the sum of the percent of all tested students at Levels 2 through 4 with the sum of the percent of all tested students at Levels 3 and 4. Thus, the highest possible PLI is 200.²

Results

² In contrast to SED's Performance Index, the PLI does not account for year-to-year growth toward proficiency.

The PLI at Troy Prep for the 2013-2014 school year was 96.

English Language Arts 2014-15 Performance Level Index (PLI)

Number in Cohort	Percent of Students at Each Performance Level			
	Level 1	Level 2	Level 3	Level 4
	34%	36%	21%	9%

$$\begin{array}{rcccccccc}
 \text{PI} & = & 36 & + & 21 & + & 9 & = & 66 \\
 & & & & 21 & + & 9 & = & \underline{30} \\
 & & & & & & \text{PLI} & = & 96
 \end{array}$$

Evaluation

Troy Prep did not meet the PLI measure, missing the goal by a single point. Though Troy Prep did not meet the PLI measure, we would like to highlight the performance our 3rd Grade cohort of students. As previously stated, this is the first cohort of students that have been enrolled at Troy Prep for their entire school career. As these students continue to progress at Troy Prep, we are confident that performance will improve dramatically and that this measure will be met in future years.

Goal 1: Comparative Measure
 Each year, the percent of all tested students who are enrolled in at least their second year and performing at proficiency on the state English language arts exam will be greater than that of all students in the same tested grades in the local school district.

Method

A school compares tested students enrolled in at least their second year to all tested students in the surrounding public school district. Comparisons are between the results for each grade in which the school had tested students in at least their second year at the school and the total result for all students at the corresponding grades in the school district.³

Results

More Troy Prep students in at least their second year were proficient or advanced as compared to the Troy City School District. Troy Prep students outperformed Troy City School District students in every grade except 5th (though if we observe all 5th grade students tested, Troy Prep did outperform the district). Overall, 35% of Troy Prep students were proficient or advanced compared to 15% proficient or advanced in the school district.

**2014-15 State English Language Arts Exam
 Charter School and District Performance by Grade Level**

³ Schools can acquire these data when the New York State Education Department releases its Access database containing grade level ELA and math test results for all schools and districts statewide. The NYSED announces the release of the data on its [News Release webpage](#).

Grade	Percent of Students at Proficiency			
	Charter School Students In At Least 2 nd Year		All District Students	
	Percent	Number Tested	Percent	Number Tested
3	64%	58	18%	268
4	NA	NA	NA	NA
5	0%	8	11%	218
6	13%	40	11%	266
7	20%	49	12%	233
8	41%	39	21%	277
All	35%	194	15%	1262

Evaluation

Troy Prep exceeded the measure of comparative district proficiency in ELA during the 2014-2015 school year. Troy Prep students in at least their second year outscored the Troy City School District by 20 percentage points (35% versus 15% overall).

Additional Evidence

Troy Prep students in at least their second year of enrollment have outperformed the Troy City School District in every year that Troy Prep has been operational. In 2014-2015, Troy Prep had only eight 5th grade students enrolled in their second year. Each of these students entered Troy Prep in fifth grade and was multiple years behind grade-level in ELA. These students were retained in fifth grade, and though each student made significant progress, none were able to achieve proficiency on the ELA assessment.

As stated previously, Troy Prep is extremely pleased with the results of its 3rd grade cohort, which is the first cohort of students at Troy Prep who have been enrolled in the school since Kindergarten. 64% of 3rd grade students at Troy Prep were proficient or advanced, compared to 18% enrolled in Troy City School District (a difference of 46 percentage points). As these students progress into upper grades, we believe that we will see continued improvement in results.

English Language Arts Performance of Charter School and Local District by Grade Level and School Year

Grade	Percent of Students Enrolled in at Least their Second Year Who Are at Proficiency Compared to Local District Students					
	2012-13		2013-14		2014-15	
	Charter School	Local District	Charter School	Local District	Charter School	Local District
3					64%	18%
4					NA	NA
5	0%	15%	0%	14%	0%	11%
6	20%	10%	24%	12%	13%	11%
7	23%	12%	18%	17%	20%	12%

8	38%	14%	50%	18%	41%	21%
All	26%	13%	28%	15%	35%	15%

Goal 1: Comparative Measure

Each year, the school will exceed its predicted level of performance on the state English language arts exam by an Effect Size of 0.3 or above (performing higher than expected to a meaningful degree) according to a regression analysis controlling for economically disadvantaged students among all public schools in New York State.

Method

The Charter Schools Institute conducts a Comparative Performance Analysis, which compares the school's performance to demographically similar public schools state-wide. The Institute uses a regression analysis to control for the percentage of economically disadvantaged students among all public schools in New York State. The Institute compares the school's actual performance to the predicted performance of public schools with a similar economically disadvantaged percentage. The difference between the schools' actual and predicted performance, relative to other schools with similar economically disadvantaged statistics, produces an Effect Size. An Effect Size of 0.3 or performing higher than expected to a meaningful degree is the requirement for achieving this measure.

Given the timing of the state's release of economically disadvantaged data and the demands of the data analysis, the 2014-15 analysis is not yet available. This report contains 2013-14 results, the most recent Comparative Performance Analysis available.

Results

In the 2013-14 school year, the Comparative Performance Analysis showed that Troy Prep performed "Higher than expected to a meaningful degree." Troy Prep's overall effect size was 0.76, far exceeding the required 0.3 effect size. Troy Prep exceeded the 0.3 effect size in grades 6, 7 and 8. In 5th grade, Troy Prep did not exceed the 0.3 effect size.

2013-14 English Language Arts Comparative Performance by Grade Level

Grade	Percent Economically Disadvantaged	Number Tested	Percent of Students at Levels 3&4		Difference between Actual and Predicted	Effect Size
			Actual	Predicted		
3						
4						
5	100.0	58	11	13.8	-2.8	-0.25
6	98.4	59	17	11.4	5.6	0.54
7	98.0	48	19	11.8	7.2	0.70
8	94.1	34	50	16.0	34.0	2.94
All	98.0	199	21.4	13.0	8.4	0.76

School's Overall Comparative Performance:
Higher than expected to a meaningful degree

Evaluation

Troy Prep's aggregate Effect Size exceeded the required 0.3 by .46. We are particularly pleased with Troy Prep's performance on this measure as it takes into account Troy Prep's high enrollment of students who are economically disadvantaged.

Additional Evidence

Troy Prep has exceeded a 0.3 effect size in every year that the school has been operational.

English Language Arts Comparative Performance by School Year

School Year	Grades	Percent Eligible for Free Lunch/Economically Disadvantaged	Number Tested	Actual	Predicted	Effect Size
2011-12	K, 5-7	86%	153	33.8	12.0	0.82
2012-13	K-1, 5-8	95.5%	199	21.7	13.0	0.96
2013-14	K-2, 5-8	98%	199	21.4	13.0	0.76

Goal 1: Growth Measure⁴

Each year, under the state's Growth Model, the school's mean unadjusted growth percentile in English language arts for all tested students in grades 4-8 will be above the state's unadjusted median growth percentile.

Method

This measure examines the change in performance of the same group of students from one year to the next and the progress they are making in comparison to other students

⁴ See Guidelines for [Creating a SUNY Accountability Plan](#) for an explanation.

with the same score in the previous year. The analysis only includes students who took the state exam in 2013-14 and also have a state exam score from 2012-13 including students who were retained in the same grade. Students with the same 2012-13 score are ranked by their 2013-14 score and assigned a percentile based on their relative growth in performance (student growth percentile). Students' growth percentiles are aggregated school-wide to yield a school's mean growth percentile. In order for a school to perform above the statewide median, it must have a mean growth percentile greater than 50.

Given the timing of the state's release of Growth Model data, the 2014-15 analysis is not yet available. This report contains 2013-14 results, the most recent Growth Model data available.⁵

Results

Troy Prep's mean unadjusted growth percentile in English language arts for all tested students was above the state's unadjusted median growth percentile for all grades.

2013-14 English Language Arts Mean Growth Percentile by Grade Level

Grade	Mean Growth Percentile	
	School	Statewide Median
4		50.0
5	68%	50.0
6	69%	50.0
7	52%	50.0
8	71%	50.0
All	64%	50.0

Evaluation

Troy Prep exceeded the New York State unadjusted growth measure for all grades. 5th grade exceeded the state median by ~18%, 6th grade exceeded the median by ~19%, 7th grade exceeded the median by ~12% and 8th grade exceeded the media by ~21%.

Additional Evidence

Troy Prep exceeded the New York State unadjusted growth measure for all grades in both 2012-2013 and 2013-2014.

English Language Arts Mean Growth Percentile by Grade Level and School Year

Grade	Mean Growth Percentile			
	2011-	2012-13	2013-	Statewide

⁵ Schools can acquire these data from the NYSED's Business Portal: portal.nysed.gov.

	12 ⁶		14	Median
4				50.0
5		60.24	68%	50.0
6		62.24	69%	50.0
7		58.57	52%	50.0
8		63.92	71%	50.0
All		61.3	64%	50.0

Summary of the English Language Arts Goal

Troy Prep achieved three of the five measures in its Accountability Plan for ELA. Troy Prep did not achieve the Absolute Accountability Plan Measures that:

- Each year, 75 percent of all tested students enrolled in at least their second year will perform at proficiency on the New York State English language arts examination for grades 3-8.
- Each year, the school’s aggregate Performance Level Index (PLI) on the State English language arts exam will meet the Annual Measurable Objective (AMO) set forth in the state’s NCLB accountability system.

Type	Measure	Outcome
Absolute	Each year, 75 percent of all tested students who are enrolled in at least their second year will perform at proficiency on the New York State English language arts exam for grades 3-8.	Did Not Achieve
Absolute	Each year, the school's aggregate Performance Level Index (PLI) on the state English language arts exam will meet that year's Annual Measurable Objective (AMO) set forth in the state's NCLB accountability system.	Did Not Achieve
Comparative	Each year, the percent of all tested students who are enrolled in at least their second year and performing at proficiency on the state English language arts exam will be greater than that of students in the same tested grades in the local school district.	Achieved
Comparative	Each year, the school will exceed its predicted level of performance on the state English language arts exam by an Effect Size of 0.3 or above (performing higher than expected to a small degree) according to a regression analysis controlling for economically disadvantaged students among all public schools in New York State. (Using 2013-14 school district results.)	Achieved
Growth	Each year, under the state's Growth Model the school's mean unadjusted growth percentile in English language arts for all tested students in grades 4-8 will be above the state's unadjusted median	Achieved

⁶ Grade level results not available.

Action Plan

Troy Prep continues to push to improve ELA performance for its students. Beginning in 2013-2014 Troy Prep implemented a new ELA curriculum based on the best practices of Uncommon Schools. Most importantly, school combined its Reading and Writing instruction into a daily two-hour ELA block. This year Troy Prep has moved to a shared curriculum provided by Uncommon Schools, which is based on the successful outcomes of the highest performing schools in its network.

In addition, Troy Prep will continue to partner with the other Uncommon Schools located in New York State to procure Common Core-aligned interval assessments. Troy Prep expects that these changes will positively affect students' performance on the New York State exam.

Troy Prep's ELA curriculum includes several methods and strategies designed to improve our students' academic performance. In most cases students entering Troy Prep have a history of scoring below the state's ELA assessment standards while at their former schools. We intend to improve our students' academic performance and expect all our students will meet or exceed the state's standards.

We start by conducting school wide fluency assessments and comprehensive screening early in the year to identify which students need additional diagnostic review. This includes DIBELS testing for all students and internal interval testing which continues throughout the year to measure students' progress towards end of year proficiency goals and allows for continual remediation in both small and large group settings. In addition, all fifth and sixth grade students participate in Troy Prep's Book Club program to provide additional reading opportunities. Finally, our science and social studies curricula are fully integrated with our literacy program.

Three times throughout the year we conduct interval testing to assess what areas of improvement our students require and what lessons and/or concepts should be re-taught. Results are provided to our teachers immediately and action plans are created for each concept that requires additional instruction. Intervention plans are also made for individual students based on these testing results.

For students who need specific intervention Troy Prep offers the following:

- Our reading intervention program is available to all students, regardless if they have an IEP.
- Our teachers are each required to provide at least two hours of additional tutoring weekly to our students.
- ELA intervention groups are established based on interval testing, in class observations and short written assessments conducted at the conclusion of each lesson (i.e., "exit tickets").

- Qualitative Reading Inventory (QRI), an individually administered, informal reading inventory designed to provide diagnostic information about the conditions under which students can identify words and comprehend text successfully.
- Dynamic Indicators of Basic Early Literary Skills (DIBELS) to monitor the progress of students receiving intervention services as well as all students' progress in reading fluency.
- Fluency improvement program (Read Naturally) which features weekly recording and monitoring of fluency assessments on the computer.
- A special education coordinator to synchronize and lead our intervention services.

MATHEMATICS

Goal 2: Mathematics

Students will achieve mastery of skills in Mathematics.

Background

Troy Prep's curriculum is developed with the goal of maximizing student academic achievement through intentional standards-driven teaching and the systematic use of objective performance data to continually inform decision making. To this end, Troy Prep middle school created a scope and sequence for math and divided the year into units, each culminating in a formal assessment. During the 2014-15 school year, Troy Prep continued to develop its scopes, sequences, and assessments in alignment with the Common Core Learning Standards.

Partnering with Uncommon Schools, Troy Prep designed yearly assessments in math, aligned to state standards and to the school's scope and sequence. Starting in August, teachers and administrators develop curricular strategy, unit plans and daily lessons based upon the scope and sequence. At the close of each unit, an assessment is administered, graded and data produced so that teachers and administrators develop action plans based upon objective, standards-driven data. The principal and leadership team work closely with teachers at every step of this process, giving feedback on daily lesson plans, curriculum, action plans and the implementation of these plans.

Troy Prep elementary school's mathematics program emphasizes both strong computational procedures and problem solving skills. The math program at Troy Prep takes arithmetic concepts and breaks them down to concrete, step-by-step approaches toward solving problems. At Troy Prep, math instruction incorporates a rigorous balance between mechanics and problem solving.

In grades K-2, there is one 55 minute block of math a day and in grades 3-4, there is a 95 minute block that focuses on number sense, number systems, and problem-solving. During this block, students chant, act out, and model math with activities and math manipulatives. In the afternoon in grades K-2 students are provided with an additional 20 minute "Math Meeting" where concepts from earlier lessons are reinforced and retaught when necessary.

Every year we provide our teachers with an intense three week training program where we instruct teaching and student behavior management techniques and strategies to employ in their classrooms and throughout the school. We achieve complete consistency throughout the school with regard to behavior and academic standards.

Additionally, all staff members meet each Wednesday to review the past week's progress, refine teaching practice, and finalize preparations for the coming week. Teachers are regularly observed teaching by the school leadership and receive constant feedback for improvement.

Goal 2: Absolute Measure

Each year, 75 percent of all tested students enrolled in at least their second year will perform at proficiency on the New York State mathematics examination for grades 3-8.

Method

The school administered the New York State Testing Program mathematics assessment to students in grades 3 and 5-7 in April 2015. The Common Core Algebra Regents exam was administered to students in grade 8. Each student's raw score has been converted to a grade-specific scaled score and a performance level.

The table below summarizes participation information for this year's test administration. The table indicates total enrollment and total number of students tested. It also provides a detailed breakdown of those students excluded from the exam. Note that this table includes all students according to grade level, even if they have not enrolled in at least their second year.

2014-15 State Mathematics Exam Number of Students Tested and Not Tested

Grade	Total Tested	Not Tested ⁷			Total Enrolled
		IEP	ELL	Absent	
3	58	0	0	0	58
4	NA	NA	NA	NA	NA
5	59	0	0	0	59
6	54	1	0	0	55
7	49	0	0	0	49
8	0	0	0	0	39
All	220	1	0	0	259

Results

220 of the 259 students enrolled in Troy Prep took the 2014-15 New York State Math exams. 8th grade students did not participate in the 8th grade state math exam; instead, the entire cohort participated in the June administration of the New York State Common Core Algebra Regents Exam. The large majority of Troy Prep's 5th grade class was in its first year at Troy Prep. Most students enrolled in 6th through 7th grade had attended the school for more than one year. As indicated below, 62% of Troy Prep students who were enrolled in at least their second year performed at or above proficiency on the 2014-15 New York State grades math exams.

Troy Prep did not meet the requirement that 75% of students enrolled in at least their second year in the school score at or above proficiency overall. However, Troy Prep is strongly encouraged by the performance of its 3rd grade cohort. This body of students is the first that started at Troy Prep in Kindergarten. The 3rd grade cohort exceeded the measure that 75% of students of tests students score proficient or advanced by 9 percentage points.

Performance on 2014-15 State Mathematics Exam By All Students and Students Enrolled in At Least Their Second Year

Grade s	All Students		Enrolled in at least their Second Year	
	Percent Proficient	Number Tested	Percent Proficient	Number Tested
3	84%	58	84%	58
4	NA	NA	NA	NA
5	29%	59	0%	8
6	44%	54	45%	40
7	61%	49	61%	49
8	NA	NA	NA	NA
All	54%	220	62%	155

⁷ Students exempted from this exam according to their Individualized Education Program (IEP), because of English Language Learners (ELL) status, or absence for at least some part of the exam.

Evaluation

Troy Prep fell short of meeting the first Absolute measure of its accountability plan by 13 percentage points. However, we believe that this is not an accurate measure because it does not account for the performance of 8th grade students, who have generally had the highest proficiency in the school.

Additional Evidence

Had Troy Prep 8th grade students participated in this assessment, Troy Prep would have likely met this measure. Since 2012-2013, 8th grade students have scored no lower than 74% proficiency on the math assessment. This level of success in 2014-2015 would have brought the Troy Prep overall proficiency in math above the goal of 75% proficiency. Troy Prep is pleased to report that in 2014-2015, 100% of 8th grade students achieved a passing grade on the Common Core Algebra Regents exam.

As previously stated, we look forward to continued growth as students who started here at Troy Prep in kindergarten continue to advance into our upper grades. Scoring at 84% proficient or advanced, these students are well positioned to achieve excellent results in the coming years.

Mathematics Performance by Grade Level and School Year

Grade	Percent of Students Enrolled in At Least Their Second Year Achieving Proficiency					
	2012-13		2013-14		2014-15	
	Percent	Number Tested	Percent	Number Tested	Percent	Number Tested
3					84%	58
4					NA	NA
5	0%	3	25%	4	0%	8
6	38%	46	78%	41	45%	40
7	13%	39	58%	45	61%	49
8	74%	39	88%	34	NA	NA
All	40%	126	72%	124	62%	155

Goal 2: Absolute Measure

Each year, the school's aggregate Performance Level Index (PLI) on the State mathematics exam will meet the Annual Measurable Objective (AMO) set forth in the state's NCLB accountability system.

Method

The federal No Child Left Behind law holds schools accountable for making annual yearly progress towards enabling all students to be proficient. As a result, the state sets an AMO each year to determine if schools are making satisfactory progress toward the goal of proficiency in the state's learning standards in mathematics. To achieve this measure, all tested students must have a Performance Level Index (PLI) value that equals or exceeds the 2014-15 mathematics AMO of 94. The PLI is calculated by adding the sum of the percent of all tested students at Levels 2 through 4 with the sum of the percent of all tested students at Levels 3 and 4. Thus, the highest possible PLI is 200.⁸

Results

The PLI at Troy Prep for the 2014-2015 school year was 142, which far exceeded the 2014-2015 AMO of 86.

Mathematics 2014-15 Performance Level Index (PLI)

Number in Cohort	Percent of Students at Each Performance Level			
	Level 1	Level 2	Level 3	Level 4
220	13	32	31	24

$$\begin{array}{rclclclclcl}
 \text{PI} & = & 32 & + & 31 & + & 24 & = & 87 \\
 & & & & 31 & + & 24 & = & \underline{55} \\
 & & & & & & \text{PLI} & = & 142
 \end{array}$$

Evaluation

Troy Prep achieved the Annual Measurable Objective of 86. Troy Prep achieved a PI of 142. 32% of students scored at Level 2, 31% of students scored at Level 3 and 24% of students scored at level 4.

Goal 2: Comparative Measure

Each year, the percent of all tested students who are enrolled in at least their second year and performing at proficiency on the state mathematics exam will be greater than that of all students in the same tested grades in the local school district.

Method

⁸ In contrast to NYSED's Performance Index, the PLI does not account for year-to-year growth toward proficiency.

A school compares the performance of tested students enrolled in at least their second year to that of all tested students in the surrounding public school district. Comparisons are between the results for each grade in which the school had tested students in at least their second year at the school and the total result for all students at the corresponding grades in the school district.⁹

Results

Troy Prep students who were enrolled in at least their second year outscored the Troy City School District by 44 percentage points on the 2014-2015 Mathematics exams for grades 3, 5, 6 and 7.

2014-15 State Mathematics Exam Charter School and District Performance by Grade Level

Grade	Percent of Students at Proficiency			
	Charter School Students In At Least 2 nd Year		All District Students	
	Percent	Number Tested	Percent	Number Tested
3	84%	58	22%	267
4	NA	NA	NA	NA
5	0%	8	16%	211
6	45%	40	17%	245
7	61%	49	15%	216
8	NA	NA	NA	NA
All	62%	155	18%	939

Evaluation

Troy Prep exceeded the measure of comparative district proficiency in Math during the 2014-15 school year. Troy Prep students in at least their second year outscored the Troy City School District by a full 44 percentage points (62% versus 18% overall).

Additional Evidence

Troy Prep students in at least their second year of enrollment have outperformed the Troy City School District in every year that Troy Prep has been in operation, with a student body made up of a higher percentage of economically disadvantaged students.

Mathematics Performance of Charter School and Local District by Grade Level and School Year

⁹ Schools can acquire these data when the New York State Education Department releases its database containing grade level ELA and math test results for all schools and districts statewide. The NYSED announces the release of the data on its [News Release webpage](#).

Grade	Percent of Students Enrolled in at Least their Second Year Who Are at Proficiency Compared to Local District Students					
	2012-13		2013-14		2014-15	
	Charter School	Local District	Charter School	Local District	Charter School	Local District
3					84%	22%
4					NA	NA
5	0%	10%	25%	14%	0%	16%
6	38%	12%	78%	14%	45%	17%
7	13%	12%	58%	12%	61%	15%
8	74%	15%	88%	9%	NA	NA
All	40%	12%	72%	12%	62%	18%

Goal 2: Comparative Measure

Each year, the school will exceed its predicted level of performance on the state mathematics exam by an Effect Size of 0.3 or above (performing higher than expected to a meaningful degree) according to a regression analysis controlling for economically disadvantaged students among all public schools in New York State.

Method

The Charter Schools Institute conducts a Comparative Performance Analysis, which compares the school's performance to demographically similar public schools state-wide. The Institute uses a regression analysis to control for the percentage of economically disadvantaged students among all public schools in New York State. The Institute compares the school's actual performance to the predicted performance of public schools with a similar economically disadvantaged percentage. The difference between the schools' actual and predicted performance, relative to other schools with similar economically disadvantaged statistics, produces an Effect Size. An Effect Size of 0.3 or performing higher than expected to a meaningful degree is the requirement for achieving this measure.

Given the timing of the state's release of economically disadvantaged data and the demands of the data analysis, the 2014-15 analysis is not yet available. This report contains 2013-14 results, the most recent Comparative Performance Analysis available.

Results

In the 2013-14 school year, the Comparative Performance Analysis showed that Troy Prep performed "Higher than expected to a large degree." Troy Prep's overall effect size was 2.82, far exceeding the required 0.3 effect size. Troy Prep exceeded the 0.3 effect size in all grades.

2013-14 Mathematics Comparative Performance by Grade Level

Grade	Percent Economically Disadvantaged	Number Tested	Percent of Students at Levels 3&4		Difference between Actual and Predicted	Effect Size
			Actual	Predicted		
3						
4						
5		58	31	21.3	9.7	0.56
6		59	75	17.7	57.3	3.46
7		48	59	12.9	46.1	3.23
8		34	88	13.4	74.6	5.00
All		199	60.5	16.9	43.7	2.82

School's Overall Comparative Performance:
Higher than expected to a large degree

Evaluation

Troy Prep's aggregate Effect Size exceeded the required 0.3. The predicted percent of students achieving a score of 3 or 4 was 16.9%, but 60.5% of Troy Prep students met that standard. We are particularly pleased with Troy Prep's performance on this measure as it takes into account Troy Prep's high enrollment of students who are economically disadvantaged.

Additional Evidence

Troy Prep met the second Comparative Performance measure of its Accountability Plan in every year that data has been available.

Mathematics Comparative Performance by School Year

School Year	Grades	Percent Eligible for Free Lunch/Economically Disadvantaged	Number Tested	Actual	Predicted	Effect Size
2011-12	5-7	86%	153	85.6	47.3	1.80
2012-13	5-8	95.5%	199	32.7	13.7	1.32
2013-14	5-8	98%	199	60.3	16.9	2.82

Goal 2: Growth Measure¹⁰

Each year, under the state's Growth Model, the school's mean unadjusted growth percentile in mathematics for all tested students in grades 4-8 will be above the state's unadjusted median growth percentile.

Method

This measure examines the change in performance of the same group of students from one year to the next and the progress they are making in comparison to other students with the same score in the previous year. The analysis only includes students who took

¹⁰ See Guidelines for [Creating a SUNY Accountability Plan](#) for an explanation.

the state exam in 2013-14 and also have a state exam score in 2012-13 including students who were retained in the same grade. Students with the same 2012-13 scores are ranked by their 2013-14 scores and assigned a percentile based on their relative growth in performance (student growth percentile). Students' growth percentiles are aggregated school-wide to yield a school's mean growth percentile. In order for a school to perform above the statewide median, it must have a mean growth percentile greater than 50.

Given the timing of the state's release of Growth Model data, the 2014-15 analysis is not yet available. This report contains 2013-14 results, the most recent Growth Model data available.¹¹

Troy Prep's mean unadjusted growth percentile in Math for all tested students was above the state's unadjusted median growth percentile for all grades.

2013-14 Mathematics Mean Growth Percentile by Grade Level

Grade	Mean Growth Percentile	
	School	Statewide Median
4		50.0
5	88.9	50.0
6	94.4	50.0
7	76.4	50.0
8	96.1	50.0
All	88.5	50.0

Evaluation

Troy Prep exceeded the New York State unadjusted growth measure for all grades. 5th grade exceeded the state median by 38.9 percentage points, 6th grade exceeded the median by 44.4 percentage points, 7th grade exceeded the median by 26.4 percentage points and 8th grade exceeded the media by 46.1 percentage points.

Additional Evidence

Troy Prep students outperformed the state's unadjusted median growth percentile in all grades for each year it has been measured.

Mathematics Mean Growth Percentile by Grade Level and School Year

Grade	Mean Growth Percentile			
	2011-	2012-13	2013-14	Statewide Median

¹¹ Schools can acquire these data from the NYSED's business portal: portal.nysed.gov.

	12 ¹²			
4				50.0
5		75.39	88.9	50.0
6		83.04	94.4	50.0
7		49.73	76.4	50.0
8		62.05	96.1	50.0
All		69.20	88.5	50.0

Summary of the Mathematics Goal

Troy Prep achieved all mathematics goals measured except for the Absolute measure that 75 percent of all tested students who are enrolled in at least their second year will perform at proficiency on the New York State mathematics exam for grades 3-8. Troy Prep is confident that this measure will be achieved as our founding cohort of Kindergarten students (now in 4th grade) progresses through to 8th grade.

Type	Measure	Outcome
Absolute	Each year, 75 percent of all tested students who are enrolled in at least their second year will perform at proficiency on the New York State mathematics exam for grades 3-8.	Did Not Achieve
Absolute	Each year, the school's aggregate Performance Level Index (PLI) on the state mathematics exam will meet that year's Annual Measurable Objective (AMO) set forth in the state's NCLB accountability system.	Achieved
Comparative	Each year, the percent of all tested students who are enrolled in at least their second year and performing at proficiency on the state mathematics exam will be greater than that of students in the same tested grades in the local school district.	Achieved
Comparative	Each year, the school will exceed its predicted level of performance on the state mathematics exam by an Effect Size of 0.3 or above (performing higher than expected to a small degree) according to a regression analysis controlling for economically disadvantaged students among all public schools in New York State. (Using 2013-14 school district results.)	Achieved
Growth	Each year, under the state's Growth Model the school's mean unadjusted growth percentile in mathematics for all tested students in grades 4-8 will be above the state's unadjusted median growth percentile.	Achieved

Action Plan

Troy Prep continues to work to improve math performance for its students. In 2013-2014, Troy Prep implemented a curriculum that is fully aligned with the Common Core Learning Standards. In addition, Troy Prep has partnered with the other Uncommon Schools located in New York State to procure externally-developed, Common Core-aligned interval assessments. Troy Prep expects that these changes will continue to positively impact students' performance on the New York State exam.

12 Grade level results not available.

Troy Prep's math curriculum includes several methods and strategies designed to improve student performance. In many cases students entering Troy Prep have a history of scoring below the state's math assessment standards while at their former schools. We intend to improve our students' academic performance and expect all our students will meet or exceed the state's standards.

For every incoming student we conduct comprehensive screening prior to their arrival on the first day of school to identify which students need additional diagnostic review. We receive diagnostic information on returning students during the first round of school-wide interval testing in the early fall each year. This includes internal interval testing which continues throughout the year to measure students' progress towards end of the year proficiency goals and allows for continual remediation in both small and large group settings.

To improve their performance, all our students receive a full two hour block of mathematics instruction daily. Additionally, our math curriculum is fully integrated with our curricula throughout Troy Prep.

Throughout the year Troy Prep conducts interval testing to assess what areas of improvement our students require and what lessons and/or concepts should be re-taught. Results are provided to our teachers immediately and action plans are created for each concept that requires additional instruction. Intervention plans are also made for individual students based on these testing results.

For students who need specific intervention Troy Prep offers the following:

- Specific resource room instruction is provided by our special education coordinator for students who require additional teaching in mathematics.
- Teachers are each required to provide at least two hours of additional tutoring weekly to our students.
- Mathematics intervention groups are established based on interval testing, in class observations and short written assessments conducted at the conclusion of each lesson (i.e., "exit tickets").
- Specific resource room instruction is provided by our special education coordinator for students who require additional teaching in mathematics.
- A special education coordinator to synchronize and lead our intervention services

SCIENCE

Goal 3: Science

Students will demonstrate mastery of skill and knowledge in Science.

Background

The Science curriculum at Troy Prep has been designed to provide a solid foundation for students in the essential understandings of Middle Grades Science as outlined in the New York State standards.

During the 2014-15 school year, Troy Prep students completed units of study on the Scientific Method and Measurement, Physics, Chemistry, and Biology. Students participated in hands-on science activities or demonstrations on a weekly basis, usually adapted from FOSS Science kits that were adopted to align with our fifth, sixth, seventh and eighth grade science content.

Science instruction consistently reinforced both math and reading skills, and our science teachers frequently worked closely with both our Math and English Language Arts teachers to ensure that common approaches and language were used to reinforce cross-curricular content. For example, during the Scientific Method and Measurement unit, students worked with units of measurement, tools of measurement, and conversions between units of measure, reinforcing important math skills.

In terms of supporting literacy, professional development time was dedicated to determining how to best expose students to nonfiction texts during science class each week and how to encourage them to access and use scientific texts for their own learning and study. This exposure to nonfiction provided an important opportunity for students to practice and continue to develop their reading comprehension and vocabulary skills.

Goal 3: Absolute Measure

Each year, 75 percent of all tested students enrolled in at least their second year will perform at proficiency on the New York State science examination.

Method

This measure is not applicable. All Troy Prep 8th Grade students were administered the New York State Living Environment Regents in lieu of the New York State science examination.

Results

NA

Goal 3: Comparative Measure

Each year, the percent of all tested students enrolled in at least their second year and performing at proficiency on the state science exam will be greater than that of all students in the same tested grades in the local school district.

Method

This measure is not applicable. All Troy Prep 8th Grade students were administered the New York State Living Environment Regents in lieu of the New York State science examination.

Goal 3: Optional Measure Each year, 75 percent of all tested students enrolled in at least their second year will receive a passing grade on the Living Environment Regents Examination

Method

The school administered the New York State Living Environment Regents Examination to all 8th grade students in June of 2015. The school had an external party score the exam. The criterion for success on this measure requires students enrolled in at least their second year (defined as enrolled by BEDS day of the previous school year) to receive the passing grade of 65% on the exam.

Results

100% of Troy Prep students earned at least the passing grade of 65 on the June 2015 Living Environment Regents Exam. Every student in Troy Prep's 8th grade class had been enrolled in the school for 2 or more years. Troy prep exceeded the requirement that 75% of students enrolled in their second year achieve pass the Living Environment Regents Exam.

Percent of Students who Earned a Passing Grade	
Charter School Students In At Least 2 nd Year	
Percent	Number Tested

Summary of the Science Goal

Troy Prep has achieved its goal that at least 75 percent all tested students enrolled in at least their second year will receive a passing grade of 65% on the Living Environment Regents Examination.

Type	Measure	Outcome
Absolute	Each year, 75 percent of all tested students enrolled in at least their second year will perform at proficiency on the New York State examination.	N/A
Comparative	Each year, the percent of all tested students enrolled in at least their second year and performing at proficiency on the state exam will be greater than that of all students in the same tested grades in the local school district.	N/A
Optional Measure	Each year, 75 percent of all tested students enrolled in at least their second year will receive a passing grade on the Living Environment Regents Examination	Achieved

Action Plan

While Troy Prep is pleased with its Science results, we acknowledge that there is always room for improvement. Troy Prep plans to do the following things to ensure that students continue to progress in this measure:

- Implement the newly developed Reading Taxonomy and Science Taxonomy techniques in all Science classes to continue to improve teaching practices in these classes
- Continue to prepare our 8th grade students for the Living Environment Regents in June
- Continue to use fifth and sixth grade science curriculum to provide students with the essential understandings and skills that will prepare them for more in-depth study of Chemistry, Biology, and Physics during seventh and eighth grade
- Encourage collaboration between science and literacy teachers so that comprehension and vocabulary strategies taught in reading class are incorporated into science class during non-fiction lessons. Science teachers will be responsible for teaching all textbook features through science instruction. These skills will then be reinforced by the reading teacher while reading non-fiction texts. In addition, Science and Writing teachers will continue to collaborate to give students practice in research and non-fiction writing.
- Provide professional development and common planning time dedicated to collaboration between science, math, and literacy teachers to ensure that the BSC science curriculum continues to reinforce essential math and reading comprehension skills. The class schedule was created with these periods in mind. Each of these teachers has at least one period a week that they can meet with their counterpart to discuss these skills. As mentioned previously we will also be using our PD time as a staff to focus on this. Observations, lesson review and video will be used to help provide feedback to our teachers on this topic.

NCLB

Goal 4: NCLB

The school will make Adequate Yearly Progress.

Goal 4: Absolute Measure

Under the state's NCLB accountability system, the school's Accountability Status is in good standing: the state has not identified the school as a Focus School nor determined that it has met the criteria to be identified as school requiring a local assistance plan.

Method

Because *all* students are expected to meet the state's learning standards, the federal No Child Left Behind legislation stipulates that various sub-populations and demographic categories of students among all tested students must meet state proficiency standards. New York, like all states, established a system for making these determinations for its public schools. Each year the state issues School Report Cards. The report cards indicate each school's status under the state's No Child Left Behind (NCLB) accountability system.

Results

Troy Prep's 2013-14 NCLB Accountability Status is "Good Standing"

Evaluation

Troy Prep met the NCLB measure of its accountability plan. The school's 2013-14 Accountability Status "Good Standing".

Additional Evidence

Troy Prep has been a school in "Good Standing" in every year that the school has been operational

NCLB Status by Year

Year	Status
2012-13	Good Standing
2013-14	Good Standing
2014-15	Good Standing



Appendix B: Total Expenditures and Administrative Expenditures per Child

Created: 07/23/2015

Last updated: 07/24/2015

Page 1

Charter School Name: 491700860931 TRUE NORTH TROY PREP CS

B. Financial Information

This information is required of ALL charter schools. Provide the following measures of fiscal performance of the charter school in Appendix B (Total Expenditures and Administrative Expenditures Per Child):

1. Total Expenditures Per Child

To calculate '**Total Expenditures per Child**' take total expenditures (from the unaudited 2014-15 Schedule of Functional Expenses) and divide by the year end per pupil count. (Integers Only. No dollar signs or commas).

Line 1: Total Expenditures	6775755
Line 2: Year End Per Pupil Count	454
Line 3: Divide Line 1 by Line 2	14925

2. Administrative Expenditures per Child

To calculate '**Administrative Expenditures per Child**' take the relevant portion from the 'personnel services cost' row and the 'management and general' column (from the unaudited 2014-15 Schedule of Functional Expenses) and divide by the year end per pupil count. The relevant portion that must be included in this calculation is defined as follows:

Administrative Expenditures: Administration and management of the charter school includes the activities and personnel of the offices of the chief school officers, the treasurer, the finance or business offices, the purchasing unit, the employee personnel offices, the records management offices, or a public information and services offices. It also includes those administrative and management services provided by other organizations or corporations on behalf of the charter school for which the charter school pays a fee or other compensation.

Please note the following:

- Do not include the FTE of personnel dedicated to administration of the instructional programs.
- Do not include Employee Benefit costs or expenditures in the above calculations.
- A template for the Schedule of Functional Expenses is provided on page 20 of the 2014-15 Annual Report Guidelines to assist schools identify the categories of expenses needed to compute the two per pupil calculations. This template does not need to be completed or submitted on August 1st as it will be submitted November 1st as part of the audited financial statements. Therefore schools should use unaudited amounts for these per pupil calculations. (See the 2014-15 Annual Report Guidelines in "Resources" area of your portal task page).

To calculate 'Administrative Expenditures per Child**' take the relevant portion from the 'personnel services cost' row and the 'management and general' column (from the 2014-15 Schedule of Functional Expenses) and divide by the year end per pupil count. (Integers Only. No dollar signs or commas).**

Line 1: Relevant Personnel Services Cost (Row)	627695
Line 2: Management and General Cost (Column)	1377275
Line 3: Sum of Line 1 and Line 2	2004971
Line 4: Year End Per Pupil Count	454
Line 5: Divide Line 3 by the Year End Per Pupil Count	4416

Thank you.



Appendix E: Disclosure of Financial Interest Form

Created: 07/23/2015

Last updated: 10/07/2015

Page 1

491700860931 TRUE NORTH TROY PREP CS

All trustees who served on an education corporation governing one or more charter schools during the 2014-2015 school year must complete the form in Appendix E (Disclosure of Financial Interest Form). [The Disclosure of Financial Interest Forms are due on November 1, 2015. A link to a safe and secure form that each Trustee must complete by the November 1, 2015 deadline will be provide here by September 1, 2015 or sooner.](#)

ALL charter schools or merged education corporations must complete the Board of Trustees Membership Table within the online portal in Appendix F (Board of Trustees Membership Table). The Board of Trustees Membership Table must be submitted by August 1, 2015.

Regents-authorized charter schools must upload a complete set of board of trustee Meeting Minutes from July 2014-June 2015 into Appendix G (Board Minutes). Board of Trustee Meeting Minutes must be submitted by August 1, 2015.

Yes, each member of the school's Board of Trustees will receive a link to the Disclosure of Financial Interest Form.

Yes

Thank you.

Required Form: 2014-15 Appendix E - Trustee Disclosure of Financial Interest Form

Created Wednesday, October 07, 2015

<https://nysed.fluidsurveys.com/account/surveys/537586/responses/export/?collector=109126/s/Regents-Appendix-E-BOT-Form/65>

Page 1

Please open the link to this form using **Google Chrome** as your browser. Doing so will allow you to input your signature on page 2 of the form. Thank you.

1. TRUSTEE NAME

	First Name	Last Name
Trustee Name	Robert	Bellafiore

2. *Your Home Address:

2. *Your Home Address: Street Address	[REDACTED]
2. *Your Home Address: City/State	[REDACTED]
2. *Your Home Address: Zip	[REDACTED]

3. *Your Business Address

3. *Your Business Address Street Address	[REDACTED]
3. *Your Business Address City/State	[REDACTED]
3. *Your Business Address Zip	[REDACTED]

4. *Daytime Phone Number:

[REDACTED]

5. *E-mail Address:

[REDACTED]

6. I am a Trustee of a parent education corporation listed below which governs one or more charter schools.

No, I am not.

7. Select the name of the education corporation that operates a single charter school.

TRUE NORTH TROY PREPARATORY CS (SUNY TRUSTEES) 491700860931

8. Select all positions you have held on the Board:

(check all that apply)

-
- Other, please specify...: finance chair
-

9. Are you a trustee and also an employee of the school?

No

10. Are you a trustee and an employee or agent of the management company or institutional partner of the charter school?

No

11. Have you or any of your immediate family members or any persons who live with you in your house had an interest in or engaged in a transaction with the charter school during the time you have served on the board, and in the six-month period prior to such service?

No

12. Are you a member, director, officer or employee of an organization formally partnered with a school that is doing business with the charter school and in which such entity, during your tenure as a trustee, you and/or your immediate family member or person living in your house had a financial interest or relationship?

No

Signature of Trustee

A handwritten signature in black ink, appearing to read "J. Bellocchio". The signature is written in a cursive style with a large initial "J" and a long, flowing "Bellocchio".

Thank you.

Required Form: 2014-15 Appendix E - Trustee Disclosure of Financial Interest Form

Created Thursday, October 08, 2015

<https://nysed.fluidsurveys.com/account/surveys/537586/responses/export/?collector=109126/s/Regents-Appendix-E-BOT-Form/40>

Page 1

Please open the link to this form using **Google Chrome** as your browser. Doing so will allow you to input your signature on page 2 of the form. Thank you.

1. TRUSTEE NAME

	First Name	Last Name
Trustee Name	Dana	Lehman

2. *Your Home Address:

2. *Your Home Address: Street Address	[REDACTED]
2. *Your Home Address: City/State	[REDACTED]
2. *Your Home Address: Zip	[REDACTED]

3. *Your Business Address

3. *Your Business Address Street Address	[REDACTED]
3. *Your Business Address City/State	[REDACTED]
3. *Your Business Address Zip	[REDACTED]

4. *Daytime Phone Number:

[REDACTED]

5. *E-mail Address:

[REDACTED]

6. I am a Trustee of a parent education corporation listed below which governs one or more charter schools.

No, I am not.

7. Select the name of the education corporation that operates a single charter school.

TRUE NORTH TROY PREPARATORY CS (SUNY TRUSTEES) 491700860931

8. Select all positions you have held on the Board:

(check all that apply)

(No response)

9. Are you a trustee and also an employee of the school?

No

10. Are you a trustee and an employee or agent of the management company or institutional partner of the charter school?

Yes

10a. If YES, please provide a description of the position you hold and your responsibilities, your salary and your start date.

[cmoeY.0] 10a. If YES, please provide a description of the position you hold and your responsibilities, your salary and your start date. Position Held	Managing Director
[cmoeY.1] 10a. If YES, please provide a description of the position you hold and your responsibilities, your salary and your start date. Responsibilities	Manage principals and academic program
[cmoeY.2] 10a. If YES, please provide a description of the position you hold and your responsibilities, your salary and your start date. Salary	\$200,000
[cmoeY.3] 10a. If YES, please provide a description of the position you hold and your responsibilities, your salary and your start date. Start Date	7/1/2010


11. Have you or any of your immediate family members or any persons who live with you in your house had an interest in or engaged in a transaction with the charter school during the time you have served on the board, and in the six-month period prior to such service?

No

12. Are you a member, director, officer or employee of an organization formally partnered with a school that is doing business with the charter school and in which such entity, during your tenure as a trustee, you and/or your immediate family member or person living in your house had a financial interest or relationship?

No

Signature of Trustee



Thank you.

Required Form: 2014-15 Appendix E - Trustee Disclosure of Financial Interest Form

Created Sunday, October 18, 2015

<https://nysed.fluidsurveys.com/account/surveys/537586/responses/export/?collector=109126/s/Regents-Appendix-E-BOT-Form/3c>

Page 1

Please open the link to this form using **Google Chrome** as your browser. Doing so will allow you to input your signature on page 2 of the form. Thank you.

1. TRUSTEE NAME

	First Name	Last Name
Trustee Name	Andrea	Martone

2. *Your Home Address:

2. *Your Home Address: Street Address	[REDACTED]
2. *Your Home Address: City/State	[REDACTED]
2. *Your Home Address: Zip	[REDACTED]

3. *Your Business Address

3. *Your Business Address Street Address	[REDACTED]
3. *Your Business Address City/State	[REDACTED]
3. *Your Business Address Zip	[REDACTED]

4. *Daytime Phone Number:

[REDACTED]

5. *E-mail Address:

[REDACTED]

6. I am a Trustee of a parent education corporation listed below which governs one or more charter schools.

No, I am not.

7. Select the name of the education corporation that operates a single charter school.

TRUE NORTH TROY PREPARATORY CS (SUNY TRUSTEES) 491700860931

8. Select all positions you have held on the Board:

(check all that apply)

-
- Other, please specify...: Board member
-

9. Are you a trustee and also an employee of the school?

No

10. Are you a trustee and an employee or agent of the management company or institutional partner of the charter school?

No


11. Have you or any of your immediate family members or any persons who live with you in your house had an interest in or engaged in a transaction with the charter school during the time you have served on the board, and in the six-month period prior to such service?

No

12. Are you a member, director, officer or employee of an organization formally partnered with a school that is doing business with the charter school and in which such entity, during your tenure as a trustee, you and/or your immediate family member or person living in your house had a financial interest or relationship?

No

Signature of Trustee

A handwritten signature in black ink that reads "Andrea Martone". The signature is written in a cursive style with a large, prominent initial 'M' for Martone.

Thank you.

Required Form: 2014-15 Appendix E - Trustee Disclosure of Financial Interest Form

Created Wednesday, October 07, 2015

<https://nysed.fluidsurveys.com/account/surveys/537586/responses/export/?collector=109126/s/Regents-Appendix-E-BOT-Form/77>

Page 1

Please open the link to this form using **Google Chrome** as your browser. Doing so will allow you to input your signature on page 2 of the form. Thank you.

1. TRUSTEE NAME

	First Name	Last Name
Trustee Name	Barbara	McCandless

2. *Your Home Address:

2. *Your Home Address: Street Address	[REDACTED]
2. *Your Home Address: City/State	[REDACTED]
2. *Your Home Address: Zip	[REDACTED]

3. *Your Business Address

3. *Your Business Address Street Address	[REDACTED]
3. *Your Business Address City/State	[REDACTED]
3. *Your Business Address Zip	[REDACTED]

4. *Daytime Phone Number:

[REDACTED]

5. *E-mail Address:

[REDACTED]

6. I am a Trustee of a parent education corporation listed below which governs one or more charter schools.

No, I am not.

7. Select the name of the education corporation that operates a single charter school.

TRUE NORTH TROY PREPARATORY CS (SUNY TRUSTEES) 491700860931

8. Select all positions you have held on the Board:

(check all that apply)

-
- Other, please specify...: board member
-

9. Are you a trustee and also an employee of the school?

No

10. Are you a trustee and an employee or agent of the management company or institutional partner of the charter school?

No

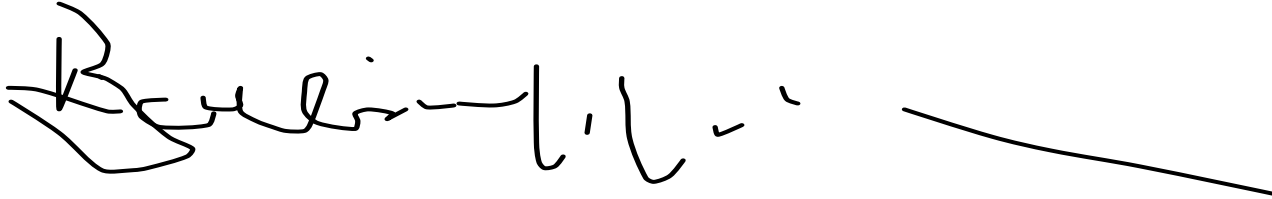
11. Have you or any of your immediate family members or any persons who live with you in your house had an interest in or engaged in a transaction with the charter school during the time you have served on the board, and in the six-month period prior to such service?

No

12. Are you a member, director, officer or employee of an organization formally partnered with a school that is doing business with the charter school and in which such entity, during your tenure as a trustee, you and/or your immediate family member or person living in your house had a financial interest or relationship?

No

Signature of Trustee

A handwritten signature in black ink, appearing to read "R. Sullivan", followed by a long horizontal line extending to the right.

Thank you.

Required Form: 2014-15 Appendix E - Trustee Disclosure of Financial Interest Form

Created Wednesday, September 23, 2015

<https://nysed.fluidsurveys.com/account/surveys/537586/responses/export/?collector=109126/s/Regents-Appendix-E-BOT-Form/2fa>

Page 1

Please open the link to this form using **Google Chrome** as your browser. Doing so will allow you to input your signature on page 2 of the form. Thank you.

1. TRUSTEE NAME

	First Name	Last Name
Trustee Name	Joshua	Phillips

2. *Your Home Address:

2. *Your Home Address: Street Address	[REDACTED]
2. *Your Home Address: City/State	[REDACTED]
2. *Your Home Address: Zip	[REDACTED]

3. *Your Business Address

3. *Your Business Address Street Address	[REDACTED]
3. *Your Business Address City/State	[REDACTED]
3. *Your Business Address Zip	[REDACTED]

4. *Daytime Phone Number:

[REDACTED]

5. *E-mail Address:

[REDACTED]

6. I am a Trustee of a parent education corporation listed below which governs one or more charter schools.

True North Rochester Preparatory Charter School (Ed Corp)

Rochester Prep CS 3

True North Rochester Prep CS

True North Rochester Prep CS - West Campus

8. Select all positions you have held on the Board:

(check all that apply)

-
- Secretary
-

9. Are you a trustee and also an employee of the school?

No

10. Are you a trustee and an employee or agent of the management company or institutional partner of the charter school?

Yes

10a. If YES, please provide a description of the position you hold and your responsibilities, your salary and your start date.

[cmoeY.0] 10a. If YES, please provide a description of the position you hold and your responsibilities, your salary and your start date. Position Held	Chief of Innovation and Schools Operations
[cmoeY.1] 10a. If YES, please provide a description of the position you hold and your responsibilities, your salary and your start date. Responsibilities	I oversee all of our regional Chief Operating Officers
[cmoeY.2] 10a. If YES, please provide a description of the position you hold and your responsibilities, your salary and your start date. Salary	(No response)
[cmoeY.3] 10a. If YES, please provide a description of the position you hold and your responsibilities, your salary and your start date. Start Date	07/15/2008

11. Have you or any of your immediate family members or any persons who live with you in your house had an interest in or engaged in a transaction with the charter school during the time you have served on the board, and in the six-month period prior to such service?

No


12. Are you a member, director, officer or employee of an organization formally partnered with a school that is doing business with the charter school and in which such entity, during your tenure as a trustee, you and/or your immediate family member or person living in your house had a financial interest or relationship?

Yes

12a. Identify each individual, business, corporation, union association, firm, partnership, committee proprietorship, franchise holding company, joint stock company, business or real estate trust, non-profit organization, or other organization or group of people doing business with the school and in which such entity, during the time of your tenure as a trustee, you and/or your immediate family member or person living in your house had a financial interest or other relationship. If you are a member, director, officer or employee of an organization formally partnered with the school that is doing business with the school through a management or services agreement, please identify only the name of the organization, your position in the organization as well as the relationship between such organization and the school. If there was no financial interest, write **None**.

	Organization Conducting Business with the School	Nature of Business Conducted	Approximate Value of the Business Conducted	Name of Trustee and/or Immediate Family Member with Interest	Steps Taken to Avoid Conflict of Interest
1	Uncommon Schools	Uncommon is the CMO affiliated with Rochester Prep	N/A	N/A	N/A
2					
3					
4					

Signature of Trustee

A handwritten signature in black ink, consisting of several connected, fluid strokes. The signature is written horizontally across the page.

Thank you.

Required Form: 2014-15 Appendix E - Trustee Disclosure of Financial Interest Form

Created Monday, November 09, 2015

<https://nysed.fluidsurveys.com/account/surveys/537586/responses/export/?collector=109126/s/Regents-Appendix-E-BOT-Form/dc>

Page 1

Please open the link to this form using **Google Chrome** as your browser. Doing so will allow you to input your signature on page 2 of the form. Thank you.

1. TRUSTEE NAME

	First Name	Last Name
Trustee Name	Rachel	Uccellini

2. *Your Home Address:

2. *Your Home Address: Street Address	[REDACTED]
2. *Your Home Address: City/State	[REDACTED]
2. *Your Home Address: Zip	[REDACTED]

3. *Your Business Address

3. *Your Business Address Street Address	[REDACTED]
3. *Your Business Address City/State	[REDACTED]
3. *Your Business Address Zip	[REDACTED]

4. *Daytime Phone Number:

[REDACTED]

5. *E-mail Address:

[REDACTED]

6. I am a Trustee of a parent education corporation listed below which governs one or more charter schools.

No, I am not.

7. Select the name of the education corporation that operates a single charter school.

TRUE NORTH TROY PREPARATORY CS (SUNY TRUSTEES) 491700860931

8. Select all positions you have held on the Board:

(check all that apply)

-
- Other, please specify...: Trustee
-

9. Are you a trustee and also an employee of the school?

No

10. Are you a trustee and an employee or agent of the management company or institutional partner of the charter school?

No

11. Have you or any of your immediate family members or any persons who live with you in your house had an interest in or engaged in a transaction with the charter school during the time you have served on the board, and in the six-month period prior to such service?

No

12. Are you a member, director, officer or employee of an organization formally partnered with a school that is doing business with the charter school and in which such entity, during your tenure as a trustee, you and/or your immediate family member or person living in your house had a financial interest or relationship?

No

Signature of Trustee

A handwritten signature in black ink, appearing to read "Paul Keeli". The signature is written in a cursive style with a large initial "P".

Thank you.



Appendix F: BOT Membership Table

Created: 07/23/2015

Last updated: 07/24/2015

Page 1

491700860931 TRUE NORTH TROY PREP CS

1. Current Board Member Information

	Trustee Name	Email Address	Committee Affiliation(s)	Voting Member? (Y/N)	Area of Expertise, and/or Additional Role and School (parent, staff member, etc.)	Number of Terms Served and Length of Each (Include election date and term expiration)
1	Jeffery Buell	[REDACTED]	Chair/Board President	Yes		
2	Barbara McCandless	[REDACTED]		Yes		
3	Doug Lemov	[REDACTED]		Yes		
4	Rachel Uccellini	[REDACTED]		Yes		
5	Robert Bellafiore	[REDACTED]		Yes		
6	Drey Martone, Ed.D.	[REDACTED]		Yes		
7	Josh Phillips	[REDACTED]		Yes		
8						
9						
10						
11						
12						
13						
14						
15						
16						
17						
18						
19						
20						

2. Total Number of Members Joining Board during the 2014-15 school year

1

3. Total Number of Members Departing the Board during the 2014-15 school year

1

4. According to the School's by-laws, what is the maximum number of trustees that may comprise the governing board?

11

5. How many times did the Board meet during the 2014-15 school year?

7

6. How many times will the Board meet during the 2015-16 school year?

7

Thank you.

Enrollment and Retention Targets

Troy Prep aims to provide a high quality, college preparatory education to students otherwise deemed at risk of academic failure. As a result of the school's strong outreach and student recruitment processes, the school has been successful in enrolling a predominantly low-income population. To ensure that the school continues to enroll and retain those students most at risk of academic failure, including students with disabilities and students with limited English proficiency, Troy Prep plans to:

- Continue and enhance its existing outreach processes; and
- Employ a staff member focused on enrollment and retention

As a member of Uncommon Schools, Troy Prep is able to share best practices for outreach and recruitment with other successful charter schools throughout New York State.

Enrollment Targets

Troy Prep's student recruitment and outreach efforts are managed jointly by the middle and elementary school Directors of Operations and their staff, with significant input from school Principals and supervision by the Uncommon Schools Rochester and Troy Chief Operating Officer. The outreach process begins each year with a "Kick-Off" meeting, where Directors of Operations set goals, strategize, and budget for outreach. Outreach efforts include:

- Knocking on doors in the community, beginning with local housing projects
- Posting of fliers and procurement of advertising space
- Holding events in housing project function areas
- Attendance at community events throughout Troy and inside local housing projects
- Development of relationships with organizations such as the Commission on Economic Opportunity and Unity House, which refer parents to Troy Prep.

Many of these outreach efforts are specifically targeted for parents of at-risk students.

Students Eligible for Free and Reduced Price Lunch

Due in part to its extensive family outreach efforts, Troy Prep has been successful in attracting a high portion of students eligible for Free and Reduced Price Lunch. During the 2014-15 school year, 88% of students at Troy Prep were eligible for Free and Reduced Lunch. This far exceeds the Troy District's rate of 61%. Since its opening, Troy Prep has consistently enrolled the highest portion of students eligible for Free or Reduced Price Lunch of every public school in Troy. Troy Prep plans to continue its current outreach strategies to enroll economically disadvantaged students at similar levels in coming years.

Students with Limited English Proficiency

The Troy Enlarged City School District is a small urban school district serving only about 4300 students. According to 2010-11 New York State Report Card Data, the school in the Troy District with the highest portion of students with limited English proficiency was PS 2, an elementary school. In 2010-11 3% of students at PS 2 were identified as having limited English proficiency¹. We expect that the area surrounding this school – commonly referred to as "North Central" Troy – is the best area to target to attract families of students with limited English proficiency. This area is heavily targeted by Troy Prep's outreach efforts.

¹ The 2010-11 school year was the last year in which the Troy Enlarged City School District assigned students to schools based on neighborhoods. While the neighborhood zoning system is no longer in use, demographic data from the 2010-11 school report cards speaks to the composition of the neighborhood surrounding each school.

Troy Prep produces all outreach documents in English and Spanish. The school employs Spanish speaking staff to communicate with Spanish-speaking families, and uses an interpreting service for all other interpretation needs. In its outreach efforts, the school places a special emphasis on reaching out to non-English speaking families. For example, each year Troy Prep staff:

- Knock on doors in all of the local housing projects, which we know from experience contain a number of non-English speaking families;
- Hold events with Spanish Language community groups, including Spanish Language Churches; and
- Advertise on a Spanish language radio broadcast.

Students with Disabilities

There is no one best area of the school district in which to recruit students with disabilities. Instead, Troy Prep must focus on communicating to parents that the school is open to all students, including those with disabilities. In all of its outreach materials, Troy Prep emphasizes that it is open to all students. In the past the School has sent letters to parents outlining, major myths about charter schools, including the myth that “charter schools don’t serve students with disabilities”.

Beginning in the 2012-13 school year, Troy Prep has held parent-facing workshops open to all members of the community and focused on educational issues. At least one of these workshops will focus on issues specific to parents of students with disabilities. A likely topic for such a workshop is “Understanding Your Child’s IEP”. A secondary goal of this workshop will be to demonstrate to the community that Troy Prep is well versed on special education issues and a welcome environment for students with disabilities.

In the fall of 2011 Troy Prep moved into a newly renovated facility in South Troy. This new facility is handicap accessible and more inviting to students with certain physical disabilities than the building that the school previously occupied.

Evaluating our Enrollment of Subgroups

In partnership with Uncommon Schools, Troy Prep regularly collects, reports, and analyzes data on a number of indicators, including its enrollment of students with disabilities, students with limited English proficiency, and students eligible for Free and Reduced Price Lunch. As a member of Uncommon Schools, Troy Prep is able to compare its data with that of other Uncommon schools throughout New York State before this data is released to the public.

As described above, Troy Prep holds a “Kick-Off” meeting each year to identify goals and develop strategies for the year’s student and family outreach. The school sets enrollment targets and uses data from the previous year to assess its performance according to those targets. This evaluation allows Troy Prep to update its recruitment strategies to ensure that it is appropriately targeting all subgroups of students.

Troy Prep documents all of its recruitment efforts for the purposing of sharing best practices with other Uncommon Schools and informing future years’ recruitment efforts. Troy Prep will continue to document its recruitment efforts to demonstrate its attention to all subgroups of the student community.

Retention

Troy Prep aims to provide high-quality, college preparatory education for students otherwise deemed at-risk of academic failure. To serve its predominantly at-risk student population, Troy Prep has developed strong identification and intervention systems to enable struggling students to succeed. Many aspects of Troy Prep’s existing educational model will serve to ensure retention of students

with disabilities and students and with limited English proficiency.

Strong Identification and Intervention Systems

Troy Prep uses an inclusion model that relies on small group intervention outside of regular classes to provide intervention services to students. The identification and intervention systems in place for students with disabilities and students with limited English proficiency are the same as or similar to those for all students who may need extra attention to achieve reading fluency or otherwise succeed. Because these systems exist, it is not apparent that a student receiving these services due to a disability or English language deficit. Students are thus not stigmatized for having a disability or deficit because many of the school's students receive intervention services at some point in their time with Troy Prep

Communication with Parents

Troy Prep places enhanced emphasis on communication with parents. We send home regular progress reports and behavior reports in addition to calling parents and conducting home visits as necessary. Before assigning students to intervention groups Troy Prep school leaders and teachers meet with parents. Dual-language staff members are available at the school to communicate with families in Spanish. If additional language services are needed, we contract for those services to ensure that non-English speaking families receive the level of communication that is required to ensure that their student is able to succeed.

Troy Prep's retention efforts are overseen by the Uncommon Schools Boston, Rochester and Troy Managing Director, in partnership with the Chief Operating Officer and the schools' Principals and Directors of Operations. At regular intervals throughout the school year, the Managing Director reviews and analyzes data on key indicators including student attrition. These data reviews are used to inform decisions about practices at each school.



Appendix I: Teacher and Administrator Attrition

Created: 07/24/2015

Last updated: 07/30/2015

Report changes in teacher and administrator staffing.

Page 1

Charter School Name: 491700860931 TRUE NORTH TROY PREP CS

Instructions for completing the Teacher and Administrator Attrition Tables

ALL charter schools should provide, for teachers and administrators only, the full time equivalent (FTE) of staff on June 30, 2014, the FTE for added staff from July 1, 2014 through June 30, 2015, and the FTE for any departed staff from July 1, 2014 through June 30, 2015 using the two tables provided.

2013-14 Teacher Attrition Table

	FTE Teachers on June 30, 2014	FTE Teachers Additions 7/1/14 – 6/30/15	FTE Teacher Departures 7/1/14 – 6/30/15
	39	9	6

2013-14 Administrator Position Attrition Table

	FTE Administrator Positions On 6/30/2014	FTE Administrator Additions 7/1/14 – 6/30/15	FTE Administrator Departures 7/1/14 – 6/30/15
	2	1	1

Thank you