



Entry 1 School Information

Created: 06/30/2017 • Last updated: 08/01/2017

Please be advised that you will need to complete this cover page (including signatures) before all of the other tasks assigned to you by your authorizer are visible on your task page. While completing this task, please ensure that you select the correct authorizer (**as of June 30, 2017**) or you may not be assigned the correct tasks.

a. SCHOOL NAME AND BEDS# UFT CS (SUNY Trustees)

(Select name from the drop down menu)

b. CHARTER AUTHORIZER SUNY Authorized Charter School

(For technical reasons, please re select authorizer name from the drop down menu).

c. DISTRICT / CSD OF LOCATION NYC CSD 19

d1. SCHOOL INFORMATION

	PRIMARY ADDRESS	PHONE NUMBER	FAX NUMBER	EMAIL ADDRESS
	800 Van Sicken Avenue Brooklyn, NY 11207	[REDACTED]	[REDACTED]	[REDACTED]

d2. PHONE CONTACT NUMBER FOR AFTER HOURS EMERGENCIES

Contact Name	Justin Davis
Title	School Leader
Emergency Phone Number (### ###) ###)	[REDACTED]

e. SCHOOL WEB ADDRESS (URL) theuftcharterschool.org

f. DATE OF INITIAL CHARTER 07/2005

g. DATE FIRST OPENED FOR INSTRUCTION 09/2005

i. TOTAL ENROLLMENT ON JUNE 30, 2017 300

j. GRADES SERVED IN SCHOOL YEAR 2016-17

Check all that apply

Grades Served	9, 10, 11, 12
---------------	---------------

k1. DOES THE SCHOOL CONTRACT WITH A CHARTER OR EDUCATIONAL MANAGEMENT ORGANIZATION? No


11. FACILITIES

Does the school maintain or operate multiple sites?

No, just one site.

12. SCHOOL SITES

Please list the sites where the school will operate for the upcoming school year.

	Physical Address	Phone Number	District/CSD	Grades Served at Site	School at Full Capacity at Site	Facilities Agreement
Site 1 (same as primary site)	800 Van Siclen Avenue Brooklyn, NY 11207		CSD 19	9 12	No	DOE space
Site 2						
Site 3						

I2a. Please provide the contact information for Site 1.

	Name	Work Phone	Alternate Phone	Email Address
School Leader	Justin Davis	[REDACTED]	[REDACTED]	[REDACTED]
Operational Leader	Dave Hickey	[REDACTED]		[REDACTED]
Compliance Contact	Justin Davis	[REDACTED]	[REDACTED]	[REDACTED]
Complaint Contact	Justin Davis	[REDACTED]	[REDACTED]	[REDACTED]

m1. Is the school or are the school sites co-located? Yes

m2. Please list the terms of your current co-location.

	Date school will leave current co location	Is school working with NYCDOE to expand into current space?	If so, list year expansion will occur.	Is school working with NYCDOE to move to separate space?	If so, list the proposed space and year planned for move	School at Full Capacity at Site
Site 1 (primary site)		No		No		
Site 2						
Site 3						


n1. Were there any revisions to the school's charter during the 2016-17 school year? (Please include approved or pending material and non-material charter revisions). No

o. Name and Position of Individual(s) Who Completed the 2016-17 Annual Report. Justin Davis School Leader and Evelyn DeJesus School Board President

p. Our signatures below attest that all of the information contained herein is truthful and accurate and that this charter school is in compliance with all aspects of its charter, and with all pertinent Federal, State, and local laws, regulations, and rules. We understand that if any information in any part of this report is found to have been deliberately misrepresented, that will constitute grounds for the revocation of our charter. Check **YES if you agree and then use the mouse on your PC or the stylist on your mobile device to sign your name).**

Yes

Signature, Head of Charter School

A handwritten signature in black ink that reads "Justin Davis". The signature is written in a cursive style with a large, looped initial "J" and a stylized "D".

Signature, President of the Board of Trustees

Date 2017/06/30

Thank you.



Entry 2 NYS School Report Card Link

Last updated: 07/19/2017

1. NEW YORK STATE REPORT CARD

<https://data.nysed.gov/reportcard.php?year=2016&instid=800000059141>

Provide a direct URL or web link to the most recent New York State School Report Card for the charter school (See <https://reportcards.nysed.gov/>).

(Charter schools completing year one will not yet have a School Report Card or link to one. Please type "URL is not available" in the space provided).



Entry 4 Expenditures per Child

Created: 07/28/2017 • Last updated: 08/01/2017

Financial Information

This information is required of ALL charter schools. Provide the following measures of fiscal performance of the charter school in Appendix B (Total Expenditures and Administrative Expenditures Per Child):

1. Total Expenditures Per Child

To calculate '**Total Expenditures per Child**' take total expenditures (from the unaudited 2016-17 Schedule of Functional Expenses) and divide by the year end FTE student enrollment. (Integers Only. No dollar signs or commas).

Note: The information on the Schedule of Functional Expenses on pages 41-43 of the Audit Guide can help schools locate the amounts to use in the two per pupil calculations: <http://www.p12.nysed.gov/psc/AuditGuide.html>

Line 1: Total Expenditures	5315418
Line 2: Year End FTE student enrollment	300
Line 3: Divide Line 1 by Line 2	17718

2. Administrative Expenditures per Child

To calculate **'Administrative Expenditures per Child'** To calculate "Administrative Expenditures per Child" first *add* together the following:

1. Take the relevant portion from the 'personnel services cost' row and the 'management and general' column (from the unaudited 2016 17 Schedule of Functional Expenses)
2. Any contracted administrative/management fee paid to other organizations or corporations
3. Take the total from above and divide it by the year end FTE enrollment. The relevant portion that must be included in this calculation is defined as follows:

Administrative Expenditures: Administration and management of the charter school includes the activities and personnel of the offices of the chief school officer, the finance or business offices, school operations personnel, data management and reporting, human resources, technology, etc. It also includes those administrative and management services provided by other organizations or corporations on behalf of the charter school for which the charter school pays a fee or other compensation. Do not include the FTE of personnel whose role is to directly support the instructional program.

Notes:

The information on the Schedule of Functional Expenses on pages 41-43 of the Audit Guide can help schools locate the amounts to use in the two per pupil calculations:

<http://www.p12.nysed.gov/psc/AuditGuide.html>.

Employee benefit costs or expenditures should not be reported in the above calculations.

Line 1: Relevant Personnel Services Cost (Row)	826806
Line 2: Management and General Cost (Column)	650981
Line 3: Sum of Line 1 and Line 2	1477787
Line 5: Divide Line 3 by the Year End FTE student enrollment	4926

Thank you.



**GENERAL INSTRUCTIONS FOR
ANNUAL BUDGET/QUARTERLY REPORT**

TEMPLATE TABS

1- GRAY tab contains the Instructions




Instructions	Provides description of tabs and input requirements.
Funding by District	Charter School Tuition Rates

2- BLUE tabs require input of information

1.) Name of School	>Select school name from list. >Enter contact information.
2.) Enrollment	Enter enrollment information for Annual Budget (& Revisions) and Quarterly Actuals. Includes: >Enrollment by Grade >Enrollment by District
3.) Staffing Plan	Enter staffing plan information for Annual Budget (& Revisions) and Quarterly Actuals. Includes: >Full Time Equivalent (FTE), by Position Category, By Quarter
4.) Yearly Budget	Enter Yearly Budget information. Includes: >"Pior Year" column may be completed based upon preliminary data, and adjusted with Annual Audited data when the Quarter 2 Actuals are being submitted. (Note: Quarterly Revenue allocation may be set) >Budgeted Enrollment data and Per Pupil Revenue for the current year are populated based upon input on tab "2.) Enrollment." >Budgeted FTE for current year is populated based upon input on tab "3.) Staffing Plan." >All other sources of revenue >All expenses >Budget Revisions, as necessary and <i>approved</i> by the school's Board of Directors, should be submitted when submitting Quarterly Actuals.
5.) Balance Sheet	Enter Balance Sheet information for EdCorps. Separate schools merged into a primary EdCorp should NOT use this tab. >"Pior Year" column may be completed based upon preliminary data, and adjusted with Annual Audited data when the Quarter 2 Actuals are being submitted.

6.) Quarterly Report	Enter Actual Quarterly Report information . Includes: >Actual Enrollment data and Per Pupil Revenue for the current year are populated based upon input on tab "2.) Enrollment." >Actual FTE for current year is populated based upon input on tab "3.) Staffing Plan." >All other sources of revenue >All expenses
7.) Annual Report Requirement	Complete when submitting Actual Quarter 4.

CELL COLORS & GUIDANCE COMMENTS

-  = Enter information into the light BLUE shaded cells.
-  = Cells labeled in ORANGE containe guidance regarding the input of information.
-  = Cells containing RED triangles in the upper right corner contain "guidance comments" on that particular line item. Please "mouse-over" the triangle to reveal each comment.

Charter Funding Alphabetical By NYS School District
*** (Sum of Charter School Basic Tuition and Supplemental Basic Tuition)**



ANNUAL BUDGET & QUARTERLY REPORT TEMPLATE

UFT Charter School

SCHOOL

Name:	UFT Charter School
--------------	--------------------

CONTACT INFORMATION

Contact Name:	David Hickey
Contact Title:	Business Manager
Contact Email:	[REDACTED]
Contact Phone:	[REDACTED]

REPORT PERIOD

Current Academic Year:	2017-18
Prior Academic Year:	2016-17

**UFT CHARTER SCHOOL
2017-18**

**UFT CHARTER SCHOOL
2017-18**

PLAN - FULL TIME EQUIVALENT

STAFFING PLAN - FULL TIME EQUIVALENT ("FTE")

***NOTE:** Enter the number of FTE positions in the "blue" cells.

***NOTE:** If there are NO budget revisions at the time of quarterly submittal leave the 'REVISED' Column(s) COMPLETELY BLANK.

ADMINISTRATIVE PERSONNEL FTE	ADMINISTRATIVE PERSONNEL FTE	PRIOR YEAR
		2016-17
		ACTUAL
Executive Management	Executive Management	
Instructional Management	Instructional Management	
Deans, Directors & Coordinators	Deans, Directors & Coordinators	
CFO / Director of Finance	CFO / Director of Finance	
Operation / Business Manager	Operation / Business Manager	
Administrative Staff	Administrative Staff	
TOTAL ADMINISTRATIVE STAFF	TOTAL ADMINISTRATIVE STAFF	0.0

ANNUAL BUDGETED FTE							
Q1		Q2		Q3		Q4	
Original	Revised	Original	Revised	Original	Revised	Original	Revised
3.0		3.0		3.0		3.0	
1.4		1.4		1.4		1.4	
2.0		2.0		2.0		2.0	
6.4	0.0	6.4	0.0	6.4	0.0	6.4	0.0

INSTRUCTIONAL PERSONNEL FTE	INSTRUCTIONAL PERSONNEL FTE	PRIOR YEAR
		2016-17
		ACTUAL
Teachers - Regular	Teachers - Regular	
Teachers - SPED	Teachers - SPED	
Substitute Teachers	Substitute Teachers	
Teaching Assistants	Teaching Assistants	
Specialty Teachers	Specialty Teachers	
Aides	Aides	
Therapists & Counselors	Therapists & Counselors	
Other	Other	
TOTAL INSTRUCTIONAL	TOTAL INSTRUCTIONAL	0.0

ANNUAL BUDGETED FTE							
Q1		Q2		Q3		Q4	
Original	Revised	Original	Revised	Original	Revised	Original	Revised
14.0		14.0		14.0		14.0	
1.6		1.6		1.6		1.6	
5.0		5.0		5.0		5.0	
4.0		4.0		4.0		4.0	
5.0		4.6		4.0		4.0	
29.6	0.0	29.2	0.0	28.6	0.0	28.6	0.0

NON-INSTRUCTIONAL PERSONNEL FTE	NON-INSTRUCTIONAL PERSONNEL FTE	PRIOR YEAR
		2016-17
		ACTUAL
Nurse	Nurse	
Librarian	Librarian	
Custodian	Custodian	
Security	Security	
Other	Other	
TOTAL NON-INSTRUCTIONAL	TOTAL NON-INSTRUCTIONAL	0.0

ANNUAL BUDGETED FTE							
Q1		Q2		Q3		Q4	
Original	Revised	Original	Revised	Original	Revised	Original	Revised
0.0	0.0	0.0	0.0	0.0	0.0	0.0	0.0

TOTAL PERSONNEL SERVICE FTE	TOTAL PERSONNEL SERVICE FTE	0.0
------------------------------------	------------------------------------	-----

36.0	0.0	35.6	0.0	35.0	0.0	35.0	0.0
------	-----	------	-----	------	-----	------	-----

		UFT CHARTER SCHOOL Budget / Operating Plan 2017-18											UFT CHARTER SCHOOL Budget / Operating Plan 2017-18				
		-	1,738,996	-	-	1,738,996	-	-	927,857	-	-	927,858	-	-	5,333,706	5,333,706	-
		-	1,194,939	-	-	1,334,939	-	-	1,194,939	-	-	1,525,939	-	-	5,250,756	5,250,756	-
		-	544,057	-	-	404,057	-	-	(267,082)	-	-	(598,081)	-	-	82,950	82,950	-
		-	320	-	-	320	-	-	320	-	-	320	-	-	-	-	-
		Prior Year Actual 2016-17 Revenue Per Pupil	1st Quarter - 7/1 - 9/30			2nd Quarter - 10/1 - 12/31			3rd Quarter - 1/1 - 3/31			4th Quarter - 4/1 - 6/30			Total Year		
			Original Budget	Revised Budget	Variance	Original Budget	Revised Budget	Variance	Original Budget	Revised Budget	Variance	Original Budget	Revised Budget	Variance	Original Budget	Revised Budget	Variance
LOCAL and OTHER REVENUE																	
Contributions and Donations					-			-			-			-	-	-	-
Fundraising					-			-			-			-	-	-	-
Erate Reimbursement			6,250		-	6,250		-	6,250		-	6,250		-	25,000	25,000	-
Earnings on Investments					-			-			-			-	-	-	-
Interest Income					-			-			-			-	-	-	-
Food Service (Income from meals)			125		-	125		-	125		-	125		-	500	500	-
Text Book					-			-			-			-	-	-	-
OTHER					-			-			-			-	-	-	-
TOTAL REVENUE FROM LOCAL and OTHER SOURCES		-	6,375	-	-	6,375	-	-	6,375	-	-	6,375	-	-	25,500	25,500	-
TOTAL REVENUE		-	1,738,996	-	-	1,738,996	-	-	927,857	-	-	927,858	-	-	5,333,706	5,333,706	-
EXPENSES																	
ADMINISTRATIVE STAFF PERSONNEL COSTS		Avg. No. of Positions															
Executive Management		-			-			-			-			-	-	-	-
Instructional Management		3.00	100,750		-	100,750		-	100,750		-	100,750		-	403,000	403,000	-
Deans, Directors & Coordinators		1.40	29,750		-	29,750		-	29,750		-	29,750		-	119,000	119,000	-
CFO / Director of Finance		-			-			-			-			-	-	-	-
Operation / Business Manager		-			-			-			-			-	-	-	-
Administrative Staff		2.00	33,000		-	33,000		-	33,000		-	218,000		-	317,000	317,000	-
TOTAL ADMINISTRATIVE STAFF		6.40	163,500	-	-	163,500	-	-	163,500	-	-	348,500	-	-	839,000	839,000	-
INSTRUCTIONAL PERSONNEL COSTS																	
Teachers - Regular		14.00	286,750		-	426,750		-	286,750		-	286,750		-	1,287,000	1,287,000	-
Teachers - SPED		1.60	30,475		-	30,475		-	30,475		-	30,475		-	121,900	121,900	-
Substitute Teachers		-	10,000		-	10,000		-	10,000		-	10,000		-	40,000	40,000	-
Teaching Assistants		-			-			-			-			-	-	-	-
Specialty Teachers		5.00	92,500		-	92,500		-	92,500		-	92,500		-	370,000	370,000	-
Aides		4.00	27,500		-	27,500		-	27,500		-	27,500		-	110,000	110,000	-
Therapists & Counselors		4.40	97,700		-	97,700		-	97,700		-	97,700		-	390,800	390,800	-
Other		-			-			-			-			-	-	-	-
TOTAL INSTRUCTIONAL		29.00	544,925	-	-	684,925	-	-	544,925	-	-	544,925	-	-	2,319,700	2,319,700	-
NON-INSTRUCTIONAL PERSONNEL COSTS																	
Nurse		-			-			-			-			-	-	-	-
Librarian		-			-			-			-			-	-	-	-
Custodian		-			-			-			-			-	-	-	-
Security		-			-			-			-			-	-	-	-
Other		-			-			-			-			-	-	-	-
TOTAL NON-INSTRUCTIONAL		-	-	-	-	-	-	-	-	-	-	-	-	-	-	-	-
SUBTOTAL PERSONNEL SERVICE COSTS		35.40	708,425	-	-	848,425	-	-	708,425	-	-	893,425	-	-	3,158,700	3,158,700	-
PAYROLL TAXES AND BENEFITS																	
Payroll Taxes			71,071		-	71,071		-	71,071		-	71,071		-	284,284	284,284	-
Fringe / Employee Benefits			143,075		-	143,075		-	143,075		-	143,075		-	572,300	572,300	-
Retirement / Pension			166,526		-	166,526		-	166,526		-	166,526		-	666,104	666,104	-
TOTAL PAYROLL TAXES AND BENEFITS		-	380,672	-	-	380,672	-	-	380,672	-	-	380,672	-	-	1,522,688	1,522,688	-
TOTAL PERSONNEL SERVICE COSTS		35.40	1,089,097	-	-	1,229,097	-	-	1,089,097	-	-	1,274,097	-	-	4,681,388	4,681,388	-

	UFT CHARTER SCHOOL Budget / Operating Plan 2017-18												UFT CHARTER SCHOOL Budget / Operating Plan 2017-18			
	-	1,738,996	-	-	1,738,996	-	-	927,857	-	-	927,858	-	-	5,333,706	5,333,706	-
Total Revenue																
Total Expenses																
Net Income																
Actual Student Enrollment																
	Prior Year Actual 2016-17 Revenue Per Pupil	1st Quarter - 7/1 - 9/30			2nd Quarter - 10/1 - 12/31			3rd Quarter - 1/1 - 3/31			4th Quarter - 4/1 - 6/30			Total Year		
		Original Budget	Revised Budget	Variance	Original Budget	Revised Budget	Variance	Original Budget	Revised Budget	Variance	Original Budget	Revised Budget	Variance	Original Budget	Revised Budget	Variance
CONTRACTED SERVICES																
Accounting / Audit				-			-			-	21,000		-	21,000	21,000	-
Legal				-			-			-			-	-	-	-
Management Company Fee				-			-			-			-	-	-	-
Nurse Services				-			-			-			-	-	-	-
Food Service / School Lunch				-			-			-			-	-	-	-
Payroll Services		1,250		-	1,250		-	1,250		-	1,250		-	5,000	5,000	-
Special Ed Services				-			-			-			-	-	-	-
Titlement Services (i.e. Title I)				-			-			-			-	-	-	-
Other Purchased / Professional / Consulting		25,000		-	25,000		-	25,000		-	25,000		-	100,000	100,000	-
TOTAL CONTRACTED SERVICES	-	26,250	-	-	26,250	-	-	26,250	-	-	47,250	-	-	126,000	126,000	-
SCHOOL OPERATIONS																
Board Expenses				-			-			-			-	-	-	-
Classroom / Teaching Supplies & Materials		3,500		-	3,500		-	3,500		-	3,500		-	14,000	14,000	-
Special Ed Supplies & Materials				-			-			-			-	-	-	-
Textbooks / Workbooks		1,250		-	1,250		-	1,250		-	1,250		-	5,000	5,000	-
Supplies & Materials other		4,188		-	4,188		-	4,188		-	4,188		-	16,752	16,752	-
Equipment / Furniture		1,025		-	1,025		-	1,025		-	1,025		-	4,100	4,100	-
Telephone		12,000		-	12,000		-	12,000		-	12,000		-	48,000	48,000	-
Technology		6,250		-	6,250		-	6,250		-	6,250		-	25,000	25,000	-
Student Testing & Assessment		2,000		-	2,000		-	2,000		-	2,000		-	8,000	8,000	-
Field Trips		6,250		-	6,250		-	6,250		-	6,250		-	25,000	25,000	-
Transportation (student)				-			-			-			-	-	-	-
Student Services - other		1,125		-	1,125		-	1,125		-	1,125		-	4,500	4,500	-
Office Expense		3,624		-	3,624		-	3,624		-	3,624		-	14,496	14,496	-
Staff Development		7,175		-	7,175		-	7,175		-	7,175		-	28,700	28,700	-
Staff Recruitment		625		-	625		-	625		-	625		-	2,500	2,500	-
Student Recruitment / Marketing		1,500		-	1,500		-	1,500		-	1,500		-	6,000	6,000	-
School Meals / Lunch		2,952		-	2,952		-	2,952		-	2,952		-	11,808	11,808	-
Travel (Staff)				-			-			-			-	-	-	-
Fundraising		750		-	750		-	750		-	750		-	3,000	3,000	-
Other		5,750		-	5,750		-	5,750		-	5,750		-	23,000	23,000	-
TOTAL SCHOOL OPERATIONS	-	59,964	-	-	59,964	-	-	59,964	-	-	59,964	-	-	239,856	239,856	-

	UFT CHARTER SCHOOL Budget / Operating Plan 2017-18												UFT CHARTER SCHO Budget / Operatin 2017-18			
	-	1,738,996	-	-	1,738,996	-	-	927,857	-	-	927,858	-	-	5,333,706	5,333,706	-
Total Revenue																
Total Expenses																
Net Income																
Actual Student Enrollment																
	Prior Year Actual 2016-17 Revenue Per Pupil	1st Quarter - 7/1 - 9/30			2nd Quarter - 10/1 - 12/31			3rd Quarter - 1/1 - 3/31			4th Quarter - 4/1 - 6/30			Total Year		
		Original Budget	Revised Budget	Variance	Original Budget	Revised Budget	Variance	Original Budget	Revised Budget	Variance	Original Budget	Revised Budget	Variance	Original Budget	Revised Budget	Variance
FACILITY OPERATION & MAINTENANCE																
Insurance		17,518		-	17,518		-	17,518		-	17,518		-	70,072	70,072	-
Janitorial				-			-			-			-	-	-	-
Building and Land Rent / Lease / Facility Finance Interest				-			-			-			-	-	-	-
Repairs & Maintenance		2,110		-	2,110		-	2,110		-	2,110		-	8,440	8,440	-
Equipment / Furniture				-			-			-			-	-	-	-
Security				-			-			-			-	-	-	-
Utilities				-			-			-			-	-	-	-
TOTAL FACILITY OPERATION & MAINTENANCE		19,628		-	19,628		-	19,628		-	19,628		-	78,512	78,512	-
DEPRECIATION & AMORTIZATION RESERVES / CONTINGENCY				-			-			-	125,000		-	125,000	125,000	-
				-			-			-			-	-	-	-
TOTAL EXPENSES		<u>1,194,939</u>		-	<u>1,334,939</u>		-	<u>1,194,939</u>		-	<u>1,525,939</u>		-	<u>5,250,756</u>	<u>5,250,756</u>	-
NET INCOME		<u>544,057</u>		-	<u>404,057</u>		-	<u>(267,082)</u>		-	<u>(598,081)</u>		-	<u>82,950</u>	<u>82,950</u>	-
ENROLLMENT - *School Districts Are Linked To Above Entries*																
Number of Districts:		1		-	1		-	1		-	1		-			
NYC CHANCELLOR'S OFFICE		320		-	320		-	320		-	320		-			
-		-		-	-		-	-		-	-		-			
-		-		-	-		-	-		-	-		-			
-		-		-	-		-	-		-	-		-			
-		-		-	-		-	-		-	-		-			
-		-		-	-		-	-		-	-		-			
-		-		-	-		-	-		-	-		-			
-		-		-	-		-	-		-	-		-			
-		-		-	-		-	-		-	-		-			
-		-		-	-		-	-		-	-		-			
-		-		-	-		-	-		-	-		-			
-		-		-	-		-	-		-	-		-			
-		-		-	-		-	-		-	-		-			
-		-		-	-		-	-		-	-		-			
-		-		-	-		-	-		-	-		-			
-		-		-	-		-	-		-	-		-			
ALL OTHER School Districts: (Weighted Avg)		-		-	-		-	-		-	-		-			
TOTAL ENROLLMENT		<u>320</u>		-	<u>320</u>		-	<u>320</u>		-	<u>320</u>		-			
REVENUE PER PUPIL		<u>5,434</u>		-	<u>5,434</u>		-	<u>2,900</u>		-	<u>2,900</u>		-			
EXPENSES PER PUPIL		<u>3,734</u>		-	<u>4,172</u>		-	<u>3,734</u>		-	<u>4,769</u>		-			

		Long Plan		DESCRIPTION OF ASSUMPTIONS
		5,333,706	5,333,706	
		(5,250,756)	(5,250,756)	
Total Revenue		5,333,706	5,333,706	
Total Expenses		(5,250,756)	(5,250,756)	
Net Income		82,950	82,950	
Actual Student Enrollment				
		VARIANCE		
		Original Budget vs. PY Budget	Revised Budget vs. PY Budget	
REVENUE				
REVENUES FROM STATE SOURCES				
		2017-18		
Per Pupil Revenue		Per Pupil Rate		
NYC CHANCELLOR'S OFFICE	14,527	4,648,640	4,648,640	
-	-	-	-	
-	-	-	-	
-	-	-	-	
-	-	-	-	
-	-	-	-	
-	-	-	-	
-	-	-	-	
-	-	-	-	
-	-	-	-	
-	-	-	-	
-	-	-	-	
-	-	-	-	
-	-	-	-	
-	-	-	-	
-	-	-	-	
-	-	-	-	
ALL OTHER School Districts: (Weighted Avg)	-	-	-	
TOTAL Per Pupil Revenue (Weighted Average Per Pupil Funding)	14,527	4,648,640	4,648,640	
Special Education Revenue		218,190	218,190	
Grants				
Stimulus		-	-	
DYCD (Department of Youth and Community Development)		-	-	
Other		-	-	
NYC DoE Rental Assistance		-	-	
Other		-	-	
TOTAL REVENUE FROM STATE SOURCES		4,866,830	4,866,830	
REVENUE FROM FEDERAL FUNDING				
IDEA Special Needs		32,376	32,376	
Title I		394,800	394,800	
Title Funding - Other		14,200	14,200	
School Food Service (Free Lunch)		-	-	
Grants				
Charter School Program (CSP) Planning & Implementation		-	-	
Other		-	-	
Other		-	-	
TOTAL REVENUE FROM FEDERAL SOURCES		441,376	441,376	

		L g Plan		DESCRIPTION OF ASSUMPTIONS
Total Revenue		5,333,706	5,333,706	
Total Expenses		(5,250,756)	(5,250,756)	
Net Income		82,950	82,950	
Actual Student Enrollment				
		VARIANCE		
		Original Budget vs. PY Budget	Revised Budget vs. PY Budget	
LOCAL and OTHER REVENUE				
Contributions and Donations		-	-	
Fundraising		-	-	
Erate Reimbursement		25,000	25,000	
Earnings on Investments		-	-	
Interest Income		-	-	
Food Service (Income from meals)		500	500	
Text Book		-	-	
OTHER		-	-	
TOTAL REVENUE FROM LOCAL and OTHER SOURCES		25,500	25,500	
TOTAL REVENUE		5,333,706	5,333,706	
EXPENSES				
ADMINISTRATIVE STAFF PERSONNEL COSTS				
	Avg. No. of Positions			
Executive Management		-	-	
Instructional Management		3.00	(403,000)	
Deans, Directors & Coordinators		1.40	(119,000)	
CFO / Director of Finance		-	-	
Operation / Business Manager		-	-	
Administrative Staff		2.00	(317,000)	
TOTAL ADMINISTRATIVE STAFF		6.40	(839,000)	Includes allocation of UFT administrative costs.
INSTRUCTIONAL PERSONNEL COSTS				
Teachers - Regular		14.00	(1,287,000)	
Teachers - SPED		1.60	(121,900)	
Substitute Teachers		-	(40,000)	
Teaching Assistants		-	-	
Specialty Teachers		5.00	(370,000)	
Aides		4.00	(110,000)	
Therapists & Counselors		4.40	(390,800)	
Other		-	-	
TOTAL INSTRUCTIONAL		29.00	(2,319,700)	
NON-INSTRUCTIONAL PERSONNEL COSTS				
Nurse		-	-	
Librarian		-	-	
Custodian		-	-	
Security		-	-	
Other		-	-	
TOTAL NON-INSTRUCTIONAL		-	-	
SUBTOTAL PERSONNEL SERVICE COSTS		35.40	(3,158,700)	
PAYROLL TAXES AND BENEFITS				
Payroll Taxes			(284,284)	
Fringe / Employee Benefits			(572,300)	
Retirement / Pension			(666,104)	
TOTAL PAYROLL TAXES AND BENEFITS			(1,522,688)	
TOTAL PERSONNEL SERVICE COSTS		35.40	(4,681,388)	

	Long Plan		DESCRIPTION OF ASSUMPTIONS
	5,333,706	5,333,706	
	(5,250,756)	(5,250,756)	
Total Revenue	5,333,706	5,333,706	
Total Expenses	(5,250,756)	(5,250,756)	
Net Income	82,950	82,950	
Actual Student Enrollment			
	VARIANCE		
	Original Budget vs. PY Budget	Revised Budget vs. PY Budget	
CONTRACTED SERVICES			
Accounting / Audit	(21,000)	(21,000)	
Legal	-	-	
Management Company Fee	-	-	
Nurse Services	-	-	
Food Service / School Lunch	-	-	
Payroll Services	(5,000)	(5,000)	
Special Ed Services	-	-	
Titlement Services (i.e. Title I)	-	-	
Other Purchased / Professional / Consulting	(100,000)	(100,000)	
TOTAL CONTRACTED SERVICES	(126,000)	(126,000)	
SCHOOL OPERATIONS			
Board Expenses	-	-	
Classroom / Teaching Supplies & Materials	(14,000)	(14,000)	
Special Ed Supplies & Materials	-	-	
Textbooks / Workbooks	(5,000)	(5,000)	
Supplies & Materials other	(16,752)	(16,752)	
Equipment / Furniture	(4,100)	(4,100)	
Telephone	(48,000)	(48,000)	
Technology	(25,000)	(25,000)	
Student Testing & Assessment	(8,000)	(8,000)	
Field Trips	(25,000)	(25,000)	
Transportation (student)	-	-	
Student Services - other	(4,500)	(4,500)	
Office Expense	(14,496)	(14,496)	
Staff Development	(28,700)	(28,700)	
Staff Recruitment	(2,500)	(2,500)	
Student Recruitment / Marketing	(6,000)	(6,000)	
School Meals / Lunch	(11,808)	(11,808)	
Travel (Staff)	-	-	
Fundraising	(3,000)	(3,000)	
Other	(23,000)	(23,000)	
TOTAL SCHOOL OPERATIONS	(239,856)	(239,856)	

	Long Plan		DESCRIPTION OF ASSUMPTIONS
	Original Budget vs. PY Budget	Revised Budget vs. PY Budget	
Total Revenue	5,333,706	5,333,706	
Total Expenses	(5,250,756)	(5,250,756)	
Net Income	82,950	82,950	
Actual Student Enrollment			
	VARIANCE		
	Original Budget vs. PY Budget	Revised Budget vs. PY Budget	
FACILITY OPERATION & MAINTENANCE			
Insurance	(70,072)	(70,072)	
Janitorial	-	-	
Building and Land Rent / Lease / Facility Finance Interest	-	-	
Repairs & Maintenance	(8,440)	(8,440)	
Equipment / Furniture	-	-	
Security	-	-	
Utilities	-	-	
TOTAL FACILITY OPERATION & MAINTENANCE	(78,512)	(78,512)	
DEPRECIATION & AMORTIZATION	(125,000)	(125,000)	
RESERVES / CONTINGENCY	-	-	
TOTAL EXPENSES	(5,250,756)	(5,250,756)	
NET INCOME	82,950	82,950	
ENROLLMENT - *School Districts Are Linked To Above Entries*			
Number of Districts:			
NYC CHANCELLOR'S OFFICE			
-			
-			
-			
-			
-			
-			
-			
-			
-			
-			
-			
-			
-			
ALL OTHER School Districts: (Weighted Avg)			
TOTAL ENROLLMENT			
REVENUE PER PUPIL			
EXPENSES PER PUPIL			

**UFT CHARTER SCHOOL
BALANCE SHEET
2017-18**

	<u>Prior Year</u>	Q1	Q2	Q3	Q4
	<u>2016-17</u>	<u>As of 9/30</u>	<u>As of 12/31</u>	<u>As of 3/31</u>	<u>As of 6/30</u>
<u>ASSETS</u>					
<u>CURRENT ASSETS</u>					
Cash and cash equivalents	-	-	-	-	-
Grants and contracts receivable	-	-	-	-	-
Accounts receivables	-	-	-	-	-
Prepaid Expenses	-	-	-	-	-
Contributions and other receivables	-	-	-	-	-
TOTAL CURRENT ASSETS	-	-	-	-	-
<u>PROPERTY, BUILDING AND EQUIPMENT, net</u>	-	-	-	-	-
<u>OTHER ASSETS</u>	-	-	-	-	-
TOTAL ASSETS	-	-	-	-	-
<u>LIABILITIES AND NET ASSETS</u>					
<u>CURRENT LIABILITIES</u>					
Accounts payable and accrued expenses	-	-	-	-	-
Accrued payroll and benefits	-	-	-	-	-
Deferred Revenue	-	-	-	-	-
Current maturities of long-term debt	-	-	-	-	-
Short Term Debt - Bonds, Notes Payable	-	-	-	-	-
Other	-	-	-	-	-
TOTAL CURRENT LIABILITIES	-	-	-	-	-
<u>LONG-TERM DEBT and NOTES PAYABLE, net current maturities</u>	-	-	-	-	-
TOTAL LIABILITIES	-	-	-	-	-
<u>NET ASSETS</u>					
Unrestricted	-	-	-	-	-
Temporarily restricted	-	-	-	-	-
TOTAL NET ASSETS	-	-	-	-	-
TOTAL LIABILITIES AND NET ASSETS	-	-	-	-	-

2017-18

Total Revenue	-	1,738,996	-	-	1,738,996	-	-
Total Expenses	-	1,194,939	-	-	1,334,939	-	-
Net Income	-	544,057	-	-	404,057	-	-
Actual Student Enrollment	-	320	-	-	320	-	-
	1st Quarter - 7/1 - 9/30			2nd Quarter - 10/1 - 12/31			3rd Quarter
*NOTE: Enrollment, Revenue and Expenditure Data IN the 'Total and Variance Analysis' Section is Based on LAST ACTUAL Quarter Completed							
	Actual	Current Budget	Variance	Actual	Current Budget	Variance	Actual
Other		-	-		-	-	
TOTAL REVENUE FROM FEDERAL SOURCES	-	110,344	-	-	110,344	-	-
LOCAL and OTHER REVENUE							
Contributions and Donations		-	-		-	-	
Fundraising		-	-		-	-	
Erate Reimbursement		6,250	-		6,250	-	
Earnings on Investments		-	-		-	-	
Interest Income		-	-		-	-	
Food Service (Income from meals)		125	-		125	-	
Text Book		-	-		-	-	
OTHER		-	-		-	-	
TOTAL REVENUE FROM LOCAL and OTHER SOURCES	-	6,375	-	-	6,375	-	-
TOTAL REVENUE	-	1,738,996	-	-	1,738,996	-	-

**UFT CHARTER SCHOOLS
Budget / Operating Plan**

2017-18

Total Revenue	-	1,738,996	-	-	1,738,996	-	-
Total Expenses	-	1,194,939	-	-	1,334,939	-	-
Net Income	-	544,057	-	-	404,057	-	-
Actual Student Enrollment	-	320	-	-	320	-	-

*NOTE: Enrollment, Revenue and Expenditure Data IN the 'Total and Variance Analysis' Section is Based on LAST ACTUAL Quarter Completed	1st Quarter - 7/1 - 9/30			2nd Quarter - 10/1 - 12/31			3rd Quarter
	Actual	Current Budget	Variance	Actual	Current Budget	Variance	Actual

EXPENSES

ADMINISTRATIVE STAFF PERSONNEL COSTS

	Quarter 0 No. of Positions						
Executive Management	-		-		-		
Instructional Management	-		100,750		100,750		
Deans, Directors & Coordinators	-		29,750		29,750		
CFO / Director of Finance	-		-		-		
Operation / Business Manager	-		-		-		
Administrative Staff	-		33,000		33,000		
TOTAL ADMINISTRATIVE STAFF	-		163,500		163,500		

INSTRUCTIONAL PERSONNEL COSTS

Teachers - Regular	-		286,750		426,750		
Teachers - SPED	-		30,475		30,475		
Substitute Teachers	-		10,000		10,000		
Teaching Assistants	-		-		-		
Specialty Teachers	-		92,500		92,500		
Aides	-		27,500		27,500		
Therapists & Counselors	-		97,700		97,700		
Other	-		-		-		
TOTAL INSTRUCTIONAL	-		544,925		684,925		

NON-INSTRUCTIONAL PERSONNEL COSTS

Nurse	-		-		-		
Librarian	-		-		-		
Custodian	-		-		-		
Security	-		-		-		
Other	-		-		-		
TOTAL NON-INSTRUCTIONAL	-		-		-		

SUBTOTAL PERSONNEL SERVICE COSTS

	-		708,425		848,425		
--	---	--	---------	--	---------	--	--

PAYROLL TAXES AND BENEFITS

Payroll Taxes		71,071		71,071		
Fringe / Employee Benefits		143,075		143,075		
Retirement / Pension		166,526		166,526		
TOTAL PAYROLL TAXES AND BENEFITS		380,672		380,672		

TOTAL PERSONNEL SERVICE COSTS

	-		1,089,097		1,229,097		
--	---	--	-----------	--	-----------	--	--

2017-18

Total Revenue	-	1,738,996	-	-	1,738,996	-	-
Total Expenses	-	1,194,939	-	-	1,334,939	-	-
Net Income	-	544,057	-	-	404,057	-	-
Actual Student Enrollment	-	320	-	-	320	-	-

*NOTE: Enrollment, Revenue and Expenditure Data IN the 'Total and Variance Analysis' Section is Based on LAST ACTUAL Quarter Completed	1st Quarter - 7/1 - 9/30			2nd Quarter - 10/1 - 12/31			3rd Quarter
	Actual	Current Budget	Variance	Actual	Current Budget	Variance	Actual
	CONTRACTED SERVICES						
Accounting / Audit		-	-		-	-	
Legal		-	-		-	-	
Management Company Fee		-	-		-	-	
Nurse Services		-	-		-	-	
Food Service / School Lunch		-	-		-	-	
Payroll Services		1,250	-		1,250	-	
Special Ed Services		-	-		-	-	
Titlement Services (i.e. Title I)		-	-		-	-	
Other Purchased / Professional / Consulting		25,000	-		25,000	-	
TOTAL CONTRACTED SERVICES	-	26,250	-	-	26,250	-	-

UFT CHARTER SCHOOLS
Budget / Operating Plan

2017-18

Total Revenue	-	1,738,996	-	-	1,738,996	-	-
Total Expenses	-	1,194,939	-	-	1,334,939	-	-
Net Income	-	544,057	-	-	404,057	-	-
Actual Student Enrollment	-	320	-	-	320	-	-

*NOTE: Enrollment, Revenue and Expenditure Data IN the 'Total and Variance Analysis' Section is Based on LAST ACTUAL Quarter Completed	1st Quarter - 7/1 - 9/30			2nd Quarter - 10/1 - 12/31			3rd Quarter
	Actual	Current Budget	Variance	Actual	Current Budget	Variance	Actual

SCHOOL OPERATIONS

Board Expenses	-	-	-	-	-	-	-
Classroom / Teaching Supplies & Materials	3,500	-	-	3,500	-	-	-
Special Ed Supplies & Materials	-	-	-	-	-	-	-
Textbooks / Workbooks	1,250	-	-	1,250	-	-	-
Supplies & Materials other	4,188	-	-	4,188	-	-	-
Equipment / Furniture	1,025	-	-	1,025	-	-	-
Telephone	12,000	-	-	12,000	-	-	-
Technology	6,250	-	-	6,250	-	-	-
Student Testing & Assessment	2,000	-	-	2,000	-	-	-
Field Trips	6,250	-	-	6,250	-	-	-
Transportation (student)	-	-	-	-	-	-	-
Student Services - other	1,125	-	-	1,125	-	-	-
Office Expense	3,624	-	-	3,624	-	-	-
Staff Development	7,175	-	-	7,175	-	-	-
Staff Recruitment	625	-	-	625	-	-	-
Student Recruitment / Marketing	1,500	-	-	1,500	-	-	-
School Meals / Lunch	2,952	-	-	2,952	-	-	-
Travel (Staff)	-	-	-	-	-	-	-
Fundraising	750	-	-	750	-	-	-
Other	<u>5,750</u>	-	-	<u>5,750</u>	-	-	-
TOTAL SCHOOL OPERATIONS	-	59,964	-	-	59,964	-	-

FACILITY OPERATION & MAINTENANCE

Insurance	17,518	-	-	17,518	-	-	-
Janitorial	-	-	-	-	-	-	-
Building and Land Rent / Lease / Facility Finance Interest	-	-	-	-	-	-	-
Repairs & Maintenance	2,110	-	-	2,110	-	-	-
Equipment / Furniture	-	-	-	-	-	-	-
Security	-	-	-	-	-	-	-
Utilities	-	-	-	-	-	-	-
TOTAL FACILITY OPERATION & MAINTENANCE	-	19,628	-	-	19,628	-	-

DEPRECIATION & AMORTIZATION

RESERVES / CONTINGENCY	-	-	-	-	-	-	-
-------------------------------	---	---	---	---	---	---	---

TOTAL EXPENSES	-	1,194,939	-	-	1,334,939	-	-
-----------------------	---	------------------	---	---	------------------	---	---

2017-18

Total Revenue	-	1,738,996	-	-	1,738,996	-	-
Total Expenses	-	1,194,939	-	-	1,334,939	-	-
Net Income	-	544,057	-	-	404,057	-	-
Actual Student Enrollment	-	320	-	-	320	-	-

	1st Quarter - 7/1 - 9/30			2nd Quarter - 10/1 - 12/31			3rd Quarter
	Actual	Current Budget	Variance	Actual	Current Budget	Variance	Actual
*NOTE: Enrollment, Revenue and Expenditure Data IN the 'Total and Variance Analysis' Section is Based on LAST ACTUAL Quarter Completed							
NET INCOME	-	544,057	-	-	404,057	-	-

2017-18

Total Revenue	-	1,738,996	-	-	1,738,996	-	-
Total Expenses	-	1,194,939	-	-	1,334,939	-	-
Net Income	-	544,057	-	-	404,057	-	-
Actual Student Enrollment	-	320	-	-	320	-	-

3rd C

1st Quarter - 7/1 - 9/30

2nd Quarter - 10/1 - 12/31

3rd C

*NOTE: Enrollment, Revenue and Expenditure Data IN the 'Total and Variance Analysis' Section is Based on LAST ACTUAL Quarter Completed

	Actual	Current Budget	Variance	Actual	Current Budget	Variance	Actual
ENROLLMENT - *School Districts Are Linked To Above Entries*							
NYC CHANCELLOR'S OFFICE	-	320	-	-	320	-	-
-	-	-	-	-	-	-	-
-	-	-	-	-	-	-	-
-	-	-	-	-	-	-	-
-	-	-	-	-	-	-	-
-	-	-	-	-	-	-	-
-	-	-	-	-	-	-	-
-	-	-	-	-	-	-	-
-	-	-	-	-	-	-	-
-	-	-	-	-	-	-	-
-	-	-	-	-	-	-	-
-	-	-	-	-	-	-	-
-	-	-	-	-	-	-	-
-	-	-	-	-	-	-	-
-	-	-	-	-	-	-	-
-	-	-	-	-	-	-	-
-	-	-	-	-	-	-	-
ALL OTHER School Districts: (Count = 0)	-	-	-	-	-	-	-
TOTAL ENROLLMENT	-	320	-	-	320	-	-
REVENUE PER PUPIL	-	5,434	-	-	5,434	-	-
EXPENSES PER PUPIL	-	3,734	-	-	4,172	-	-

Total Revenue	927,857	-	-	927,858	-
Total Expenses	1,194,939	-	-	1,525,939	-
Net Income	(267,082)	-	-	(598,081)	-
Actual Student Enrollment	320	-	-	320	-

<p>*NOTE: Enrollment, Revenue and Expenditure Data IN the 'Total and Variance Analysis' Section is Based on LAST ACTUAL Quarter Completed</p>	Quarter - 1/1 - 3/31		4th Quarter - 4/1 - 6/30		
	Current Budget	Variance	Actual	Current Budget	Variance

REVENUE

REVENUES FROM STATE SOURCES

Per Pupil Revenue

CY Per Pupil Rate

NYC CHANCELLOR'S OFFICE

14,527

774,773

-

774,774

-

-

-

-

-

-

-

-

-

-

-

-

-

-

-

-

-

-

-

-

-

-

-

-

-

-

-

-

-

-

-

-

-

-

-

-

-

-

-

-

-

-

-

-

-

-

-

-

-

-

-

-

-

-

-

-

-

-

-

-

-

-

-

-

-

-

-

-

-

-

-

-

-

-

-

-

-

-

-

-

-

-

-

-

-

-

-

-

-

-

-

-

-

-

-

-

-

-

-

-

-

-

-

-

-

-

-

-

-

-

-

-

-

-

-

-

-

-

-

-

-

-

-

-

-

-

-

-

-

-

-

-

-

-

-

-

-

-

-

-

-

-

-

-

-

-

-

-

-

-

-

-

-

-

-

-

-

-

-

-

-

-

-

-

-

-

ALL OTHER School Districts: (Count = 0)

TOTAL Per Pupil Revenue (Weighted Average Per Pupil Funding)

14,527

774,773

-

774,774

-

Special Education Revenue

36,365

-

36,365

-

Grants

Stimulus

-

-

-

-

DYCD (Department of Youth and Community Development)

-

-

-

-

Other

-

-

-

-

NYC DoE Rental Assistance

-

-

-

-

Other

-

-

-

-

TOTAL REVENUE FROM STATE SOURCES

811,138

-

811,139

-

REVENUE FROM FEDERAL FUNDING

IDEA Special Needs

8,094

-

8,094

-

Title I

98,700

-

98,700

-

Title Funding - Other

3,550

-

3,550

-

School Food Service (Free Lunch)

-

-

-

-

Grants

Charter School Program (CSP) Planning & Implementation

-

-

-

-

Other

-

-

-

-

Total Revenue	927,857	-	-	927,858	-
Total Expenses	1,194,939	-	-	1,525,939	-
Net Income	(267,082)	-	-	(598,081)	-
Actual Student Enrollment	320	-	-	320	-
	Quarter - 1/1 - 3/31		4th Quarter - 4/1 - 6/30		
*NOTE: Enrollment, Revenue and Expenditure Data IN the 'Total and Variance Analysis' Section is Based on LAST ACTUAL Quarter Completed	Current Budget	Variance	Actual	Current Budget	Variance
Other	-	-		-	-
TOTAL REVENUE FROM FEDERAL SOURCES	110,344	-	-	110,344	-
LOCAL and OTHER REVENUE					
Contributions and Donations	-	-		-	-
Fundraising	-	-		-	-
Erate Reimbursement	6,250	-		6,250	-
Earnings on Investments	-	-		-	-
Interest Income	-	-		-	-
Food Service (Income from meals)	125	-		125	-
Text Book	-	-		-	-
OTHER	-	-		-	-
TOTAL REVENUE FROM LOCAL and OTHER SOURCES	6,375	-	-	6,375	-
TOTAL REVENUE	927,857	-	-	927,858	-

Total Revenue	927,857	-	-	927,858	-
Total Expenses	1,194,939	-	-	1,525,939	-
Net Income	(267,082)	-	-	(598,081)	-
Actual Student Enrollment	320	-	-	320	-

*NOTE: Enrollment, Revenue and Expenditure Data IN the 'Total and Variance Analysis' Section is Based on LAST ACTUAL Quarter Completed	Quarter - 1/1 - 3/31		4th Quarter - 4/1 - 6/30		
	Current Budget	Variance	Actual	Current Budget	Variance

	Quarter 0				
	No. of Positions				
EXPENSES					
ADMINISTRATIVE STAFF PERSONNEL COSTS					
Executive Management	-	-		-	-
Instructional Management	-	100,750	-	100,750	-
Deans, Directors & Coordinators	-	29,750	-	29,750	-
CFO / Director of Finance	-	-	-	-	-
Operation / Business Manager	-	-	-	-	-
Administrative Staff	-	33,000	-	218,000	-
TOTAL ADMINISTRATIVE STAFF	-	163,500	-	348,500	-
INSTRUCTIONAL PERSONNEL COSTS					
Teachers - Regular	-	286,750	-	286,750	-
Teachers - SPED	-	30,475	-	30,475	-
Substitute Teachers	-	10,000	-	10,000	-
Teaching Assistants	-	-	-	-	-
Specialty Teachers	-	92,500	-	92,500	-
Aides	-	27,500	-	27,500	-
Therapists & Counselors	-	97,700	-	97,700	-
Other	-	-	-	-	-
TOTAL INSTRUCTIONAL	-	544,925	-	544,925	-
NON-INSTRUCTIONAL PERSONNEL COSTS					
Nurse	-	-	-	-	-
Librarian	-	-	-	-	-
Custodian	-	-	-	-	-
Security	-	-	-	-	-
Other	-	-	-	-	-
TOTAL NON-INSTRUCTIONAL	-	-	-	-	-
SUBTOTAL PERSONNEL SERVICE COSTS	-	708,425	-	893,425	-
PAYROLL TAXES AND BENEFITS					
Payroll Taxes	-	71,071	-	71,071	-
Fringe / Employee Benefits	-	143,075	-	143,075	-
Retirement / Pension	-	166,526	-	166,526	-
TOTAL PAYROLL TAXES AND BENEFITS	-	380,672	-	380,672	-
TOTAL PERSONNEL SERVICE COSTS	-	1,089,097	-	1,274,097	-

)L n					
Total Revenue	927,857	-	-	927,858	-
Total Expenses	1,194,939	-	-	1,525,939	-
Net Income	(267,082)	-	-	(598,081)	-
Actual Student Enrollment	320	-	-	320	-
	Quarter - 1/1 - 3/31		4th Quarter - 4/1 - 6/30		
*NOTE: Enrollment, Revenue and Expenditure Data IN the 'Total and Variance Analysis' Section is Based on LAST ACTUAL Quarter Completed)L n				
	Current Budget	Variance	Actual	Current Budget	Variance
CONTRACTED SERVICES					
Accounting / Audit	-	-		21,000	-
Legal	-	-		-	-
Management Company Fee	-	-		-	-
Nurse Services	-	-		-	-
Food Service / School Lunch	-	-		-	-
Payroll Services	1,250	-		1,250	-
Special Ed Services	-	-		-	-
Titlement Services (i.e. Title I)	-	-		-	-
Other Purchased / Professional / Consulting	25,000	-		25,000	-
TOTAL CONTRACTED SERVICES	26,250	-	-	47,250	-

Total Revenue	927,857	-	-	927,858	-
Total Expenses	1,194,939	-	-	1,525,939	-
Net Income	(267,082)	-	-	(598,081)	-
Actual Student Enrollment	320	-	-	320	-

*NOTE: Enrollment, Revenue and Expenditure Data IN the 'Total and Variance Analysis' Section is Based on LAST ACTUAL Quarter Completed	Quarter - 1/1 - 3/31		4th Quarter - 4/1 - 6/30		
	Current Budget	Variance	Actual	Current Budget	Variance
SCHOOL OPERATIONS					
Board Expenses	-	-	-	-	-
Classroom / Teaching Supplies & Materials	3,500	-	-	3,500	-
Special Ed Supplies & Materials	-	-	-	-	-
Textbooks / Workbooks	1,250	-	-	1,250	-
Supplies & Materials other	4,188	-	-	4,188	-
Equipment / Furniture	1,025	-	-	1,025	-
Telephone	12,000	-	-	12,000	-
Technology	6,250	-	-	6,250	-
Student Testing & Assessment	2,000	-	-	2,000	-
Field Trips	6,250	-	-	6,250	-
Transportation (student)	-	-	-	-	-
Student Services - other	1,125	-	-	1,125	-
Office Expense	3,624	-	-	3,624	-
Staff Development	7,175	-	-	7,175	-
Staff Recruitment	625	-	-	625	-
Student Recruitment / Marketing	1,500	-	-	1,500	-
School Meals / Lunch	2,952	-	-	2,952	-
Travel (Staff)	-	-	-	-	-
Fundraising	750	-	-	750	-
Other	<u>5,750</u>	-	-	<u>5,750</u>	-
TOTAL SCHOOL OPERATIONS	59,964	-	-	59,964	-
FACILITY OPERATION & MAINTENANCE					
Insurance	17,518	-	-	17,518	-
Janitorial	-	-	-	-	-
Building and Land Rent / Lease / Facility Finance Interest	-	-	-	-	-
Repairs & Maintenance	2,110	-	-	2,110	-
Equipment / Furniture	-	-	-	-	-
Security	-	-	-	-	-
Utilities	-	-	-	-	-
TOTAL FACILITY OPERATION & MAINTENANCE	19,628	-	-	19,628	-
DEPRECIATION & AMORTIZATION	-	-	-	125,000	-
RESERVES / CONTINGENCY	-	-	-	-	-
TOTAL EXPENSES	1,194,939	-	-	1,525,939	-

)L					
n					
Total Revenue	927,857	-	-	927,858	-
Total Expenses	1,194,939	-	-	1,525,939	-
Net Income	(267,082)	-	-	(598,081)	-
Actual Student Enrollment	320	-	-	320	-
		Quarter - 1/1 - 3/31		4th Quarter - 4/1 - 6/30	
*NOTE: Enrollment, Revenue and Expenditure Data IN the 'Total and Variance Analysis' Section is Based on LAST ACTUAL Quarter Completed		Quarter - 1/1 - 3/31			
		Current Budget	Variance	Actual	Current Budget
NET INCOME	(267,082)	-	-	(598,081)	-

n					
Total Revenue	927,857	-	-	927,858	-
Total Expenses	1,194,939	-	-	1,525,939	-
Net Income	(267,082)	-	-	(598,081)	-
Actual Student Enrollment	320	-	-	320	-
		Quarter - 1/1 - 3/31		4th Quarter - 4/1 - 6/30	
*NOTE: Enrollment, Revenue and Expenditure Data IN the 'Total and Variance Analysis' Section is Based on LAST ACTUAL Quarter Completed		Quarter - 1/1 - 3/31		4th Quarter - 4/1 - 6/30	
		Current Budget	Variance	Actual	Current Budget
ENROLLMENT - *School Districts Are Linked To Above Entries*					
NYC CHANCELLOR'S OFFICE	320	-	-	320	-
-	-	-	-	-	-
-	-	-	-	-	-
-	-	-	-	-	-
-	-	-	-	-	-
-	-	-	-	-	-
-	-	-	-	-	-
-	-	-	-	-	-
-	-	-	-	-	-
-	-	-	-	-	-
-	-	-	-	-	-
-	-	-	-	-	-
-	-	-	-	-	-
-	-	-	-	-	-
-	-	-	-	-	-
ALL OTHER School Districts: (Count = 0)	-	-	-	-	-
TOTAL ENROLLMENT	320	-	-	320	-
REVENUE PER PUPIL	2,900	-	-	2,900	-
EXPENSES PER PUPIL	3,734	-	-	4,769	-

**UFT CHARTER SCHOOL
Budget / Operating Plan**

2017-18

Total Revenue	-	-	-	5,333,706	(5,333,706)	-	-	5,333,706
Total Expenses	-	-	-	5,250,756	5,250,756	-	-	5,250,756
Net Income	-	-	-	82,950	(82,950)	-	-	82,950
Actual Student Enrollment	-	-	-			-	-	

***NOTE: Enrollment, Revenue and Expenditure Data IN the 'Total and Variance Analysis' Section is Based on LAST ACTUAL Quarter Completed**

TOTALS AND VARIANCE ANALYSIS

	Actual	Current Budget (Current Quarter)	Actual vs. Current Budget	Current Budget - TY	Actual vs. Current Budget TY	Original Budget (Current Quarter)	Actual vs. Original Budget	Original Budget -
REVENUE								
REVENUES FROM STATE SOURCES								
Per Pupil Revenue								
NYC CHANCELLOR'S OFFICE				4,648,640	(4,648,640)	-	-	4,648,640
-	-	-	-	-	-	-	-	-
-	-	-	-	-	-	-	-	-
-	-	-	-	-	-	-	-	-
-	-	-	-	-	-	-	-	-
-	-	-	-	-	-	-	-	-
-	-	-	-	-	-	-	-	-
-	-	-	-	-	-	-	-	-
-	-	-	-	-	-	-	-	-
-	-	-	-	-	-	-	-	-
-	-	-	-	-	-	-	-	-
-	-	-	-	-	-	-	-	-
-	-	-	-	-	-	-	-	-
-	-	-	-	-	-	-	-	-
-	-	-	-	-	-	-	-	-
-	-	-	-	-	-	-	-	-
-	-	-	-	-	-	-	-	-
ALL OTHER School Districts: (Count = 0)				-	-	-	-	-
TOTAL Per Pupil Revenue (Weighted Average Per Pupil Funding)				4,648,640	(4,648,640)	-	-	4,648,640
Special Education Revenue				218,190	(218,190)	-	-	218,190
Grants								
Stimulus				-	-	-	-	-
DYCD (Department of Youth and Community Development)				-	-	-	-	-
Other				-	-	-	-	-
NYC DoE Rental Assistance				-	-	-	-	-
Other				-	-	-	-	-
TOTAL REVENUE FROM STATE SOURCES				4,866,830	(4,866,830)	-	-	4,866,830
REVENUE FROM FEDERAL FUNDING								
IDEA Special Needs				32,376	(32,376)	-	-	32,376
Title I				394,800	(394,800)	-	-	394,800
Title Funding - Other				14,200	(14,200)	-	-	14,200
School Food Service (Free Lunch)				-	-	-	-	-
Grants								
Charter School Program (CSP) Planning & Implementation				-	-	-	-	-
Other				-	-	-	-	-

**UFT CHARTER SCHOOL
Budget / Operating Plan**

2017-18

Total Revenue	-	-	-	5,333,706	(5,333,706)	-	-	5,333,706
Total Expenses	-	-	-	5,250,756	5,250,756	-	-	5,250,756
Net Income	-	-	-	82,950	(82,950)	-	-	82,950
Actual Student Enrollment	-	-	-			-	-	

***NOTE: Enrollment, Revenue and Expenditure Data IN the 'Total and Variance Analysis' Section is Based on LAST ACTUAL Quarter Completed**

TOTALS AND VARIANCE ANALYSIS

	Actual	Current Budget (Current Quarter)	Actual vs. Current Budget	Current Budget - TY	Actual vs. Current Budget TY	Original Budget (Current Quarter)	Actual vs. Original Budget	Original Budget - TY
Other	-	-	-	-	-	-	-	-
TOTAL REVENUE FROM FEDERAL SOURCES	-	-	-	441,376	(441,376)	-	-	441,376
LOCAL and OTHER REVENUE								
Contributions and Donations	-	-	-	-	-	-	-	-
Fundraising	-	-	-	-	-	-	-	-
Erate Reimbursement	-	-	-	25,000	(25,000)	-	-	25,000
Earnings on Investments	-	-	-	-	-	-	-	-
Interest Income	-	-	-	-	-	-	-	-
Food Service (Income from meals)	-	-	-	500	(500)	-	-	500
Text Book	-	-	-	-	-	-	-	-
OTHER	-	-	-	-	-	-	-	-
TOTAL REVENUE FROM LOCAL and OTHER SOURCES	-	-	-	25,500	(25,500)	-	-	25,500
TOTAL REVENUE	-	-	-	5,333,706	(5,333,706)	-	-	5,333,706

**UFT CHARTER SCHOOL
Budget / Operating Plan**

2017-18

Total Revenue	-	-	-	5,333,706	(5,333,706)	-	-	5,333,706
Total Expenses	-	-	-	5,250,756	5,250,756	-	-	5,250,756
Net Income	-	-	-	82,950	(82,950)	-	-	82,950
Actual Student Enrollment	-	-	-			-	-	

***NOTE: Enrollment, Revenue and Expenditure Data IN the 'Total and Variance Analysis' Section is Based on LAST ACTUAL Quarter Completed**

TOTALS AND VARIANCE ANALYSIS

Actual	Current Budget (Current Quarter)	Actual vs. Current Budget	Current Budget - TY	Actual vs. Current Budget TY	Original Budget (Current Quarter)	Actual vs. Original Budget	Original Budget -
---------------	---	----------------------------------	----------------------------	-------------------------------------	--	-----------------------------------	--------------------------

EXPENSES	Quarter 0 No. of Positions	Actual	Current Budget (Current Quarter)	Actual vs. Current Budget	Current Budget - TY	Actual vs. Current Budget TY	Original Budget (Current Quarter)	Actual vs. Original Budget	Original Budget -
ADMINISTRATIVE STAFF PERSONNEL COSTS									
Executive Management	-	-	-	-	-	-	-	-	-
Instructional Management	-	-	-	403,000	403,000	-	-	-	403,000
Deans, Directors & Coordinators	-	-	-	119,000	119,000	-	-	-	119,000
CFO / Director of Finance	-	-	-	-	-	-	-	-	-
Operation / Business Manager	-	-	-	-	-	-	-	-	-
Administrative Staff	-	-	-	317,000	317,000	-	-	-	317,000
TOTAL ADMINISTRATIVE STAFF	-	-	-	839,000	839,000	-	-	-	839,000
INSTRUCTIONAL PERSONNEL COSTS									
Teachers - Regular	-	-	-	1,287,000	1,287,000	-	-	-	1,287,000
Teachers - SPED	-	-	-	121,900	121,900	-	-	-	121,900
Substitute Teachers	-	-	-	40,000	40,000	-	-	-	40,000
Teaching Assistants	-	-	-	-	-	-	-	-	-
Specialty Teachers	-	-	-	370,000	370,000	-	-	-	370,000
Aides	-	-	-	110,000	110,000	-	-	-	110,000
Therapists & Counselors	-	-	-	390,800	390,800	-	-	-	390,800
Other	-	-	-	-	-	-	-	-	-
TOTAL INSTRUCTIONAL	-	-	-	2,319,700	2,319,700	-	-	-	2,319,700
NON-INSTRUCTIONAL PERSONNEL COSTS									
Nurse	-	-	-	-	-	-	-	-	-
Librarian	-	-	-	-	-	-	-	-	-
Custodian	-	-	-	-	-	-	-	-	-
Security	-	-	-	-	-	-	-	-	-
Other	-	-	-	-	-	-	-	-	-
TOTAL NON-INSTRUCTIONAL	-	-	-	-	-	-	-	-	-
SUBTOTAL PERSONNEL SERVICE COSTS	-	-	-	3,158,700	3,158,700	-	-	-	3,158,700
PAYROLL TAXES AND BENEFITS									
Payroll Taxes	-	-	-	284,284	284,284	-	-	-	284,284
Fringe / Employee Benefits	-	-	-	572,300	572,300	-	-	-	572,300
Retirement / Pension	-	-	-	666,104	666,104	-	-	-	666,104
TOTAL PAYROLL TAXES AND BENEFITS	-	-	-	1,522,688	1,522,688	-	-	-	1,522,688
TOTAL PERSONNEL SERVICE COSTS	-	-	-	4,681,388	4,681,388	-	-	-	4,681,388

**UFT CHARTER SCHOOL
Budget / Operating Plan**

2017-18

Total Revenue	-	-	-	5,333,706	(5,333,706)	-	-	5,333,706
Total Expenses	-	-	-	5,250,756	5,250,756	-	-	5,250,756
Net Income	-	-	-	82,950	(82,950)	-	-	82,950
Actual Student Enrollment	-	-	-			-	-	

TOTALS AND VARIANCE ANALYSIS

***NOTE: Enrollment, Revenue and Expenditure Data IN the 'Total and Variance Analysis' Section is Based on LAST ACTUAL Quarter Completed**

	Actual	Current Budget (Current Quarter)	Actual vs. Current Budget	Current Budget - TY	Actual vs. Current Budget TY	Original Budget (Current Quarter)	Actual vs. Original Budget	Original Budget -
CONTRACTED SERVICES								
Accounting / Audit	-	-	-	21,000	21,000	-	-	21,000
Legal	-	-	-	-	-	-	-	-
Management Company Fee	-	-	-	-	-	-	-	-
Nurse Services	-	-	-	-	-	-	-	-
Food Service / School Lunch	-	-	-	-	-	-	-	-
Payroll Services	-	-	-	5,000	5,000	-	-	5,000
Special Ed Services	-	-	-	-	-	-	-	-
Titlement Services (i.e. Title I)	-	-	-	-	-	-	-	-
Other Purchased / Professional / Consulting	-	-	-	100,000	100,000	-	-	100,000
TOTAL CONTRACTED SERVICES	-	-	-	126,000	126,000	-	-	126,000

**UFT CHARTER SCHOOL
Budget / Operating Plan**

2017-18

Total Revenue	-	-	-	5,333,706	(5,333,706)	-	-	5,333,706
Total Expenses	-	-	-	5,250,756	5,250,756	-	-	5,250,756
Net Income	-	-	-	82,950	(82,950)	-	-	82,950
Actual Student Enrollment	-	-	-			-	-	

TOTALS AND VARIANCE ANALYSIS

***NOTE: Enrollment, Revenue and Expenditure Data IN the 'Total and Variance Analysis' Section is Based on LAST ACTUAL Quarter Completed**

Actual	Current Budget (Current Quarter)	Actual vs. Current Budget	Current Budget - TY	Actual vs. Current Budget TY	Original Budget (Current Quarter)	Actual vs. Original Budget	Original Budget -
---------------	---	----------------------------------	----------------------------	-------------------------------------	--	-----------------------------------	--------------------------

SCHOOL OPERATIONS

Board Expenses	-	-	-	-	-	-	-	-
Classroom / Teaching Supplies & Materials	-	-	-	14,000	14,000	-	-	14,000
Special Ed Supplies & Materials	-	-	-	-	-	-	-	-
Textbooks / Workbooks	-	-	-	5,000	5,000	-	-	5,000
Supplies & Materials other	-	-	-	16,752	16,752	-	-	16,752
Equipment / Furniture	-	-	-	4,100	4,100	-	-	4,100
Telephone	-	-	-	48,000	48,000	-	-	48,000
Technology	-	-	-	25,000	25,000	-	-	25,000
Student Testing & Assessment	-	-	-	8,000	8,000	-	-	8,000
Field Trips	-	-	-	25,000	25,000	-	-	25,000
Transportation (student)	-	-	-	-	-	-	-	-
Student Services - other	-	-	-	4,500	4,500	-	-	4,500
Office Expense	-	-	-	14,496	14,496	-	-	14,496
Staff Development	-	-	-	28,700	28,700	-	-	28,700
Staff Recruitment	-	-	-	2,500	2,500	-	-	2,500
Student Recruitment / Marketing	-	-	-	6,000	6,000	-	-	6,000
School Meals / Lunch	-	-	-	11,808	11,808	-	-	11,808
Travel (Staff)	-	-	-	-	-	-	-	-
Fundraising	-	-	-	3,000	3,000	-	-	3,000
Other	-	-	-	23,000	23,000	-	-	23,000
TOTAL SCHOOL OPERATIONS	-	-	-	239,856	239,856	-	-	239,856

FACILITY OPERATION & MAINTENANCE

Insurance	-	-	-	70,072	70,072	-	-	70,072
Janitorial	-	-	-	-	-	-	-	-
Building and Land Rent / Lease / Facility Finance Interest	-	-	-	-	-	-	-	-
Repairs & Maintenance	-	-	-	8,440	8,440	-	-	8,440
Equipment / Furniture	-	-	-	-	-	-	-	-
Security	-	-	-	-	-	-	-	-
Utilities	-	-	-	-	-	-	-	-
TOTAL FACILITY OPERATION & MAINTENANCE	-	-	-	78,512	78,512	-	-	78,512

DEPRECIATION & AMORTIZATION

	-	-	-	125,000	125,000	-	-	125,000
--	---	---	---	---------	---------	---	---	---------

RESERVES / CONTINGENCY

	-	-	-	-	-	-	-	-
--	---	---	---	---	---	---	---	---

TOTAL EXPENSES

	-	-	-	5,250,756	5,250,756	-	-	5,250,756
--	---	---	---	------------------	------------------	---	---	------------------

**UFT CHARTER SCHOOL
Budget / Operating Plan**

2017-18

Total Revenue	-	-	-	5,333,706	(5,333,706)	-	-	5,333,706
Total Expenses	-	-	-	5,250,756	5,250,756	-	-	5,250,756
Net Income	-	-	-	82,950	(82,950)	-	-	82,950
Actual Student Enrollment	-	-	-			-	-	

TOTALS AND VARIANCE ANALYSIS

*NOTE: Enrollment, Revenue and Expenditure Data IN the 'Total and Variance Analysis' Section is Based on LAST ACTUAL Quarter Completed		Current Budget (Current Quarter)	Actual vs. Current Budget	Current Budget - TY	Actual vs. Current Budget TY	Original Budget (Current Quarter)	Actual vs. Original Budget	Original Budget -
	Actual							
NET INCOME	-	-	-	82,950	(82,950)	-	-	82,950

UNIFIED CHARTER SCHOOL
Budget / Operating Plan
2017-18

Total Revenue	-	-	-	5,333,706	(5,333,706)	-	-	5,333,706
Total Expenses	-	-	-	5,250,756	5,250,756	-	-	5,250,756
Net Income	-	-	-	82,950	(82,950)	-	-	82,950
Actual Student Enrollment	-	-	-			-	-	

TOTALS AND VARIANCE ANALYSIS

<p>*NOTE: Enrollment, Revenue and Expenditure Data IN the 'Total and Variance Analysis' Section is Based on LAST ACTUAL Quarter Completed</p>	TOTALS AND VARIANCE ANALYSIS							
		Current Budget (Current Quarter)	Actual vs. Current Budget	Current Budget - TY	Actual vs. Current Budget TY	Original Budget (Current Quarter)	Actual vs. Original Budget	Original Budget -

ENROLLMENT - *School Districts Are Linked To Above Entries*	* Enrollment Data Based on Last Actual Quarter Completed							
NYC CHANCELLOR'S OFFICE	-	-	-		-	-		
-	-	-	-		-	-		
-	-	-	-		-	-		
-	-	-	-		-	-		
-	-	-	-		-	-		
-	-	-	-		-	-		
-	-	-	-		-	-		
-	-	-	-		-	-		
-	-	-	-		-	-		
-	-	-	-		-	-		
-	-	-	-		-	-		
-	-	-	-		-	-		
-	-	-	-		-	-		
-	-	-	-		-	-		
-	-	-	-		-	-		
-	-	-	-		-	-		
-	-	-	-		-	-		
-	-	-	-		-	-		
ALL OTHER School Districts: (Count = 0)	-	-	-		-	-		
TOTAL ENROLLMENT	=	=	=		=	=		
REVENUE PER PUPIL	=	=	=		=	=		
EXPENSES PER PUPIL	=	=	=		=	=		

Total Revenue		(5,333,706)	-	-
Total Expenses		5,250,756	-	-
Net Income		(82,950)	-	-
Actual Student Enrollment			-	-
<p>*NOTE: Enrollment, Revenue and Expenditure Data IN the 'Total and Variance Analysis' Section is Based on LAST ACTUAL Quarter Completed</p>		<p>Actual vs. Original Budget TY</p>	<p>PY Actual (PY TY / No. of COMPLETED Actual CY</p>	<p>Actual CY vs. Actual PY</p>
REVENUE				
REVENUES FROM STATE SOURCES				
Per Pupil Revenue	CY Per Pupil Rate			
NYC CHANCELLOR'S OFFICE	14,527	(4,648,640)	-	-
-	-	-	-	-
-	-	-	-	-
-	-	-	-	-
-	-	-	-	-
-	-	-	-	-
-	-	-	-	-
-	-	-	-	-
-	-	-	-	-
-	-	-	-	-
-	-	-	-	-
-	-	-	-	-
-	-	-	-	-
-	-	-	-	-
-	-	-	-	-
-	-	-	-	-
ALL OTHER School Districts: (Count = 0)	-	-	-	-
TOTAL Per Pupil Revenue (Weighted Average Per Pupil Funding)	14,527	(4,648,640)	-	-
Special Education Revenue		(218,190)	-	-
Grants				
Stimulus		-	-	-
DYCD (Department of Youth and Community Development)		-	-	-
Other		-	-	-
NYC DoE Rental Assistance		-	-	-
Other		-	-	-
TOTAL REVENUE FROM STATE SOURCES		(4,866,830)	-	-
REVENUE FROM FEDERAL FUNDING				
IDEA Special Needs		(32,376)	-	-
Title I		(394,800)	-	-
Title Funding - Other		(14,200)	-	-
School Food Service (Free Lunch)		-	-	-
Grants				
Charter School Program (CSP) Planning & Implementation		-	-	-
Other		-	-	-



Total Revenue	(5,333,706)	-	-
Total Expenses	5,250,756	-	-
Net Income	(82,950)	-	-
Actual Student Enrollment		-	-
<p>*NOTE: Enrollment, Revenue and Expenditure Data IN the 'Total and Variance Analysis' Section is Based on LAST ACTUAL Quarter Completed</p>			
	Actual vs. Original Budget TY	PY Actual (PY TY / No. of COMPLETED Actual CY	Actual CY vs. Actual PY
Other	-	-	-
TOTAL REVENUE FROM FEDERAL SOURCES	(441,376)	-	-
LOCAL and OTHER REVENUE			
Contributions and Donations	-	-	-
Fundraising	-	-	-
Erate Reimbursement	(25,000)	-	-
Earnings on Investments	-	-	-
Interest Income	-	-	-
Food Service (Income from meals)	(500)	-	-
Text Book	-	-	-
OTHER	-	-	-
TOTAL REVENUE FROM LOCAL and OTHER SOURCES	(25,500)	-	-
TOTAL REVENUE	(5,333,706)	-	-

Total Revenue	(5,333,706)	-	-
Total Expenses	5,250,756	-	-
Net Income	(82,950)	-	-
Actual Student Enrollment		-	-

*NOTE: Enrollment, Revenue and Expenditure Data IN the 'Total and Variance Analysis' Section is Based on LAST ACTUAL Quarter Completed	Actual vs. Original Budget TY	PY Actual (PY TY / No. of COMPLETED Actual CY	Actual CY vs. Actual PY
---	--------------------------------------	--	--------------------------------

EXPENSES	Quarter 0 No. of Positions			
ADMINISTRATIVE STAFF PERSONNEL COSTS				
Executive Management	-	-	-	-
Instructional Management	-	403,000	-	-
Deans, Directors & Coordinators	-	119,000	-	-
CFO / Director of Finance	-	-	-	-
Operation / Business Manager	-	-	-	-
Administrative Staff	-	317,000	-	-
TOTAL ADMINISTRATIVE STAFF	-	839,000	-	-
INSTRUCTIONAL PERSONNEL COSTS				
Teachers - Regular	-	1,287,000	-	-
Teachers - SPED	-	121,900	-	-
Substitute Teachers	-	40,000	-	-
Teaching Assistants	-	-	-	-
Specialty Teachers	-	370,000	-	-
Aides	-	110,000	-	-
Therapists & Counselors	-	390,800	-	-
Other	-	-	-	-
TOTAL INSTRUCTIONAL	-	2,319,700	-	-
NON-INSTRUCTIONAL PERSONNEL COSTS				
Nurse	-	-	-	-
Librarian	-	-	-	-
Custodian	-	-	-	-
Security	-	-	-	-
Other	-	-	-	-
TOTAL NON-INSTRUCTIONAL	-	-	-	-
SUBTOTAL PERSONNEL SERVICE COSTS	-	3,158,700	-	-
PAYROLL TAXES AND BENEFITS				
Payroll Taxes		284,284	-	-
Fringe / Employee Benefits		572,300	-	-
Retirement / Pension		666,104	-	-
TOTAL PAYROLL TAXES AND BENEFITS		1,522,688	-	-
TOTAL PERSONNEL SERVICE COSTS	-	4,681,388	-	-

--

Total Revenue	(5,333,706)	-	-
Total Expenses	5,250,756	-	-
Net Income	(82,950)	-	-
Actual Student Enrollment		-	
*NOTE: Enrollment, Revenue and Expenditure Data IN the 'Total and Variance Analysis' Section is Based on LAST ACTUAL Quarter Completed			
	Actual vs. Original Budget TY	PY Actual (PY TY / No. of COMPLETED Actual CY	Actual CY vs. Actual PY
CONTRACTED SERVICES			
Accounting / Audit	21,000	-	-
Legal	-	-	-
Management Company Fee	-	-	-
Nurse Services	-	-	-
Food Service / School Lunch	-	-	-
Payroll Services	5,000	-	-
Special Ed Services	-	-	-
Titlement Services (i.e. Title I)	-	-	-
Other Purchased / Professional / Consulting	100,000	-	-
TOTAL CONTRACTED SERVICES	126,000	-	-

Total Revenue	(5,333,706)	-	-
Total Expenses	5,250,756	-	-
Net Income	(82,950)	-	-
Actual Student Enrollment		-	-
<p>*NOTE: Enrollment, Revenue and Expenditure Data IN the 'Total and Variance Analysis' Section is Based on LAST ACTUAL Quarter Completed</p>			
	Actual vs. Original Budget TY	PY Actual (PY TY / No. of COMPLETED Actual CY	Actual CY vs. Actual PY
SCHOOL OPERATIONS			
Board Expenses	-	-	-
Classroom / Teaching Supplies & Materials	14,000	-	-
Special Ed Supplies & Materials	-	-	-
Textbooks / Workbooks	5,000	-	-
Supplies & Materials other	16,752	-	-
Equipment / Furniture	4,100	-	-
Telephone	48,000	-	-
Technology	25,000	-	-
Student Testing & Assessment	8,000	-	-
Field Trips	25,000	-	-
Transportation (student)	-	-	-
Student Services - other	4,500	-	-
Office Expense	14,496	-	-
Staff Development	28,700	-	-
Staff Recruitment	2,500	-	-
Student Recruitment / Marketing	6,000	-	-
School Meals / Lunch	11,808	-	-
Travel (Staff)	-	-	-
Fundraising	3,000	-	-
Other	23,000	-	-
TOTAL SCHOOL OPERATIONS	239,856	-	-
FACILITY OPERATION & MAINTENANCE			
Insurance	70,072	-	-
Janitorial	-	-	-
Building and Land Rent / Lease / Facility Finance Interest	-	-	-
Repairs & Maintenance	8,440	-	-
Equipment / Furniture	-	-	-
Security	-	-	-
Utilities	-	-	-
TOTAL FACILITY OPERATION & MAINTENANCE	78,512	-	-
DEPRECIATION & AMORTIZATION	125,000	-	-
RESERVES / CONTINGENCY	-	-	-
TOTAL EXPENSES	5,250,756	-	-

--

Total Revenue	(5,333,706)	-	-
Total Expenses	5,250,756	-	-
Net Income	(82,950)	-	-
Actual Student Enrollment		-	-
<p>*NOTE: Enrollment, Revenue and Expenditure Data IN the 'Total and Variance Analysis' Section is Based on LAST ACTUAL Quarter Completed</p>			
	Actual vs. Original Budget TY	PY Actual (PY TY / No. of COMPLETED Actual CY	Actual CY vs. Actual PY
NET INCOME	(82,950)	-	-

--	--	--	--

Total Revenue	(5,333,706)	-	-
Total Expenses	5,250,756	-	-
Net Income	(82,950)	-	-
Actual Student Enrollment		-	-

*NOTE: Enrollment, Revenue and Expenditure Data IN the 'Total and Variance Analysis' Section is Based on LAST ACTUAL Quarter Completed	Actual	PY Actual (PY TY	
	vs.	/ No. of	Actual CY
	Original	COMPLETED	vs.
	Budget TY	Actual CY	Actual PY

ENROLLMENT - *School Districts Are Linked To Above Entries*			
NYC CHANCELLOR'S OFFICE		-	-
-		-	-
-		-	-
-		-	-
-		-	-
-		-	-
-		-	-
-		-	-
-		-	-
-		-	-
-		-	-
-		-	-
-		-	-
-		-	-
-		-	-
-		-	-
-		-	-
ALL OTHER School Districts: (Count = 0)		-	-
TOTAL ENROLLMENT		-	-
REVENUE PER PUPIL		-	-
EXPENSES PER PUPIL		-	-



Annual Report Requirement
for SUNY Authorized Charter Schools
UFT CHARTER SCHOOL
2017-18

Administrative
expenditures per pupil:

\$0.00

Per NYS Statute

Administrative expenditures per pupil: the sum of all general administration salaries and other general administration expenditures divided by the total number of enrolled students. Employee benefit costs or expenditures should not be reported here.

***NOTE: THIS TAB ONLY NEEDS TO BE COMPLETED FOR Q4**



FOR INSTITUTE USE ONLY
FILING FOR SCHOOL YEAR: _____
DATE RECEIVED: _____

**DISCLOSURE OF FINANCIAL INTEREST
BY A NOT-FOR-PROFIT CHARTER SCHOOL
EDUCATION CORPORATION TRUSTEE**

1. Name of education corporation: UFT Charter School
2. Trustee's name (print): Evelyn DeJesus
3. Position(s) on board, if any: (e.g., chair, treasurer, committee chair, etc.): Chair

4. Home address: _____
5. Business Address: _____
6. Daytime phone: _____
7. E-mail: _____

8. Is Trustee an employee of the education corporation? Yes. No. If you checked yes, please provide a description of the position you hold, your salary and your start date.

9. Identify each interest/transaction (and provide the requested information) that you or any of your immediate family members have held or engaged in with the education corporation during the prior school year. If there has been no such financial interest or transaction, please *write "None."* Please note that if you answered yes to Question 8, you need not disclose again your employment status, salary, etc.

Date(s)	Nature of Financial Interest/Transaction	Steps Taken to Avoid a Conflict of Interest, (e.g., did not vote, did not participate in discussion)	Identity of Person Holding Interest or Engaging in Transaction (e.g., you and/or immediate family member (name))
<p><i>None</i></p> <p><i>Please write "None" if applicable. Do not leave this space blank.</i></p>			

10. Identify each individual, business, corporation, union association, firm, partnership, committee proprietorship, franchise holding company, joint stock company, business or real estate trust, non-profit organization, or other organization or group of people doing business with the education corporation *and* in which such entity, during the preceding school year (July 1 – June 30), you and/or your immediate family member(s) had a financial interest or other relationship. If you are a member, director, officer or employee of an organization formally partnered with the education corporation that is doing business with the education corporation through a management or services agreement, you need not list every transaction between such entity and the education corporation that is pursuant to such agreement; rather, please identify only the name of the entity, your position in the entity as well as the relationship between such entity and the education corporation. If there was no financial interest, please *write "None."*

Entity Conducting Business with the Education Corporation	Nature of Business Conducted	Approximate Value of the Business Conducted	Name of Trustee and/or Immediate Family Holding an Interest in the Entity Conducting Business with the Education Corporation and the Nature of the Interest	Steps Taken to Avoid Conflict of Interest
<p><i>Please write "None" if applicable. Do not leave this space blank.</i></p> <p>NONE</p>				

Evelyn DeJesus

 Signature

9/7/16

 Date



FOR INSTITUTE USE ONLY
FILING FOR SCHOOL YEAR: _____
DATE RECEIVED: _____

**DISCLOSURE OF FINANCIAL INTEREST
BY A NOT-FOR-PROFIT CHARTER SCHOOL
EDUCATION CORPORATION TRUSTEE**

- Name of education corporation: UFT Charter School
- Trustee's name (print): Jackie Bennett
- Position(s) on board, if any: (e.g., chair, treasurer, committee chair, etc.): _____

- Home address: _____
- Business Address: _____
- Daytime phone: _____
- E-mail: _____

8. Is Trustee an employee of the education corporation? Yes. No. If you checked yes, please provide a description of the position you hold, your salary and your start date.

9. Identify each interest/transaction (and provide the requested information) that you or any of your immediate family members have held or engaged in with the education corporation during the prior school year. If there has been no such financial interest or transaction, please write "None." Please note that if you answered yes to Question 8, you need not disclose again your employment status, salary, etc.

Date(s)	Nature of Financial Interest/Transaction	Steps Taken to Avoid a Conflict of Interest, (e.g., did not vote, did not participate in discussion)	Identity of Person Holding Interest or Engaging in Transaction (e.g., you and/or immediate family member (name))
<p><i>None</i></p> <p><i>Please write "None" if applicable. Do not leave this space blank.</i></p>			

10. Identify each individual, business, corporation, union association, firm, partnership, committee proprietorship, franchise holding company, joint stock company, business or real estate trust, non-profit organization, or other organization or group of people doing business with the education corporation *and* in which such entity, during the preceding school year (July 1 – June 30), you and/or your immediate family member(s) had a financial interest or other relationship. If you are a member, director, officer or employee of an organization formally partnered with the education corporation that is doing business with the education corporation through a management or services agreement, you need not list every transaction between such entity and the education corporation that is pursuant to such agreement; rather, please identify only the name of the entity, your position in the entity as well as the relationship between such entity and the education corporation. If there was no financial interest, please write "None."

Entity Conducting Business with the Education Corporation	Nature of Business Conducted	Approximate Value of the Business Conducted	Name of Trustee and/or Immediate Family Holding an Interest in the Entity Conducting Business with the Education Corporation and the Nature of the Interest	Steps Taken to Avoid Conflict of Interest
<p>Please write "None" if applicable. Do not leave this space blank.</p> <p style="font-size: 2em; font-family: cursive;">NONE</p>				

[Signature]

Date 9/7/16



DISCLOSURE OF FINANCIAL INTEREST
BY A NOT-FOR-PROFIT CHARTER SCHOOL
EDUCATION CORPORATION TRUSTEE

1. Name of education corporation: UFT Charter School

2. Trustee's name (print): Monique Davy

3. Position(s) on board, if any: (e.g., chair, treasurer, committee chair, etc.): Secretary (SR)

4. Home address: [Redacted]

5. Business Address: [Redacted]

6. Daytime phone: [Redacted]

7. E-mail: [Redacted]

8. Is Trustee an employee of the education corporation? Yes. No. If you checked yes, please provide a description of the position you hold, your salary and your start date. (SR)
Guidance Counselor \$65,998 9/5/11

9. Identify each interest/transaction (and provide the requested information) that you or any of your immediate family members have held or engaged in with the education corporation during the prior school year. If there has been no such financial interest or transaction, please write "None." Please note that if you answered yes to Question 8, you need not disclose again your employment status, salary, etc.

Date(s)	Nature of Financial Interest/Transaction	Steps Taken to Avoid a Conflict of Interest, (e.g., did not vote, did not participate in discussion)	Identity of Person Holding Interest or Engaging in Transaction (e.g., you and/or immediate family member (name))
<p><i>Please write "None" if applicable. Do not leave this space blank.</i></p> <p>NONE</p>			

10. Identify each individual, business, corporation, union association, firm, partnership, committee proprietorship, franchise holding company, joint stock company, business or real estate trust, non-profit organization, or other organization or group of people doing business with the education corporation *and* in which such entity, during the preceding school year (July 1 – June 30), you and/or your immediate family member(s) had a financial interest or other relationship. If you are a member, director, officer or employee of an organization formally partnered with the education corporation that is doing business with the education corporation through a management or services agreement, you need not list every transaction between such entity and the education corporation that is pursuant to such agreement; rather, please identify only the name of the entity, your position in the entity as well as the relationship between such entity and the education corporation. If there was no financial interest, please write "None."

Entity Conducting Business with the Education Corporation	Nature of Business Conducted	Approximate Value of the Business Conducted	Name of Trustee and/or Immediate Family Holding an Interest in the Entity Conducting Business with the Education Corporation and the Nature of the Interest	Steps Taken to Avoid Conflict of Interest
<p>Please write "None" if applicable. Do not leave this space blank.</p> <p style="font-size: 2em; font-family: cursive;">None</p>				


 Signature

9/14/16
 Date



FOR INSTITUTE USE ONLY
FILING FOR SCHOOL YEAR: _____
DATE RECEIVED: _____

**DISCLOSURE OF FINANCIAL INTEREST
BY A NOT-FOR-PROFIT CHARTER SCHOOL
EDUCATION CORPORATION TRUSTEE**

1. Name of education corporation: MFT Charter School
2. Trustee's name (print): BURTON SACKS
3. Position(s) on board, if any: (e.g., chair, treasurer, committee chair, etc.): _____

Treasurer

4. Home address: _____
5. Business Address: _____
6. Daytime phone: _____
7. E-mail: _____


8. Is Trustee an employee of the education corporation? ___ Yes. No. If you checked yes, please provide a description of the position you hold, your salary and your start date.

9. Identify each interest/transaction (and provide the requested information) that you or any of your immediate family members have held or engaged in with the education corporation during the prior school year. If there has been no such financial interest or transaction, please write "None." Please note that if you answered yes to Question 8, you need not disclose again your employment status, salary, etc.

Date(s)	Nature of Financial Interest/Transaction	Steps Taken to Avoid a Conflict of Interest, (e.g., did not vote, did not participate in discussion)	Identity of Person Holding Interest or Engaging in Transaction (e.g., you and/or immediate family member (name))
	"None"		
<i>Please write "None" if applicable. Do not leave this space blank.</i>			

10. Identify each individual, business, corporation, union association, firm, partnership, committee proprietorship, franchise holding company, joint stock company, business or real estate trust, non-profit organization, or other organization or group of people doing business with the education corporation *and* in which such entity, during the preceding school year (July 1 – June 30), you and/or your immediate family member(s) had a financial interest or other relationship. If you are a member, director, officer or employee of an organization formally partnered with the education corporation that is doing business with the education corporation through a management or services agreement, you need not list every transaction between such entity and the education corporation that is pursuant to such agreement; rather, please identify only the name of the entity, your position in the entity as well as the relationship between such entity and the education corporation. If there was no financial interest, please write "None."

Entity Conducting Business with the Education Corporation	Nature of Business Conducted	Approximate Value of the Business Conducted	Name of Trustee and/or Immediate Family Holding an Interest in the Entity Conducting Business with the Education Corporation and the Nature of the Interest	Steps Taken to Avoid Conflict of Interest
<p style="text-align: center;">"None"</p> <p style="text-align: center;"><i>Please write "None" if applicable. Do not leave this space blank.</i></p>				






Signature

9/7/16

Date



**DISCLOSURE OF FINANCIAL INTEREST
BY A NOT-FOR-PROFIT CHARTER SCHOOL
EDUCATION CORPORATION TRUSTEE**


1. Name of education corporation: UFT Charter School
2. Trustee's name (print): Selena Vargas
3. Position(s) on board, if any: (e.g., chair, treasurer, committee chair, etc.): Student Representative
4. Home address: 
5. Business Address: _____
6. Daytime phone: 
7. E-mail: 
8. Is Trustee an employee of the education corporation? Yes. No. If you checked yes, please provide a description of the position you hold, your salary and your start date.

9. Identify each interest/transaction (and provide the requested information) that you or any of your immediate family members have held or engaged in with the education corporation during the prior school year. If there has been no such financial interest or transaction, please write "None." Please note that if you answered yes to Question 8, you need not disclose again your employment status, salary, etc.

Date(s)	Nature of Financial Interest/Transaction	Steps Taken to Avoid a Conflict of Interest, (e.g., did not vote, did not participate in discussion)	Identity of Person Holding Interest or Engaging In Transaction (e.g., you and/or immediate family member (name))
N	O	N	E
<i>Please write "None" if applicable. Do not leave this space blank.</i>			

10. Identify each individual, business, corporation, union association, firm, partnership, committee proprietorship, franchise holding company, joint stock company, business or real estate trust, non-profit organization, or other organization or group of people doing business with the education corporation *and* in which such entity, during the preceding school year (July 1 – June 30), you and/or your immediate family member(s) had a financial interest or other relationship. If you are a member, director, officer or employee of an organization formally partnered with the education corporation that is doing business with the education corporation through a management or services agreement, you need not list every transaction between such entity and the education corporation that is pursuant to such agreement; rather, please identify only the name of the entity, your position in the entity as well as the relationship between such entity and the education corporation. If there was no financial interest, please write "None."

Entity Conducting Business with the Education Corporation	Nature of Business Conducted	Approximate Value of the Business Conducted	Name of Trustee and/or Immediate Family Holding an Interest in the Entity Conducting Business with the Education Corporation and the Nature of the Interest	Steps Taken to Avoid Conflict of Interest
N	O	N	E	
<i>Please write "None" if applicable. Do not leave this space blank.</i>				



Signature

09/21/16

Date



**DISCLOSURE OF FINANCIAL INTEREST
BY A NOT-FOR-PROFIT CHARTER SCHOOL
EDUCATION CORPORATION TRUSTEE**


- Name of education corporation: UFT Charter School
- Trustee's name (print): Shirnette Oliver
- Position(s) on board, if any: (e.g., chair, treasurer, committee chair, etc.): Board member
- Home address: _____
- Business Address: _____
- Daytime phone: _____
- E-mail: _____
- Is Trustee an employee of the education corporation? ___ Yes. No. If you checked yes, please provide a description of the position you hold, your salary and your start date.

9. Identify each interest/transaction (and provide the requested information) that you or any of your immediate family members have held or engaged in with the education corporation during the prior school year. If there has been no such financial interest or transaction, please write "None." Please note that if you answered yes to Question 8, you need not disclose again your employment status, salary, etc.

Date(s)	Nature of Financial Interest/Transaction	Steps Taken to Avoid a Conflict of Interest, (e.g., did not vote, did not participate in discussion)	Identity of Person Holding Interest or Engaging in Transaction (e.g., you and/or immediate family member (name))
<p><i>None</i></p> <p><i>Please write "None" if applicable. Do not leave this space blank.</i></p>			

10. Identify each individual, business, corporation, union association, firm, partnership, committee proprietorship, franchise holding company, joint stock company, business or real estate trust, non-profit organization, or other organization or group of people doing business with the education corporation *and* in which such entity, during the preceding school year (July 1 – June 30), you and/or your immediate family member(s) had a financial interest or other relationship. If you are a member, director, officer or employee of an organization formally partnered with the education corporation that is doing business with the education corporation through a management or services agreement, you need not list every transaction between such entity and the education corporation that is pursuant to such agreement; rather, please identify only the name of the entity, your position in the entity as well as the relationship between such entity and the education corporation. If there was no financial interest, please *write "None."*

Entity Conducting Business with the Education Corporation	Nature of Business Conducted	Approximate Value of the Business Conducted	Name of Trustee and/or Immediate Family Holding an Interest in the Entity Conducting Business with the Education Corporation and the Nature of the Interest	Steps Taken to Avoid Conflict of Interest
<p><i>Please write "None" if applicable. Do not leave this space blank.</i></p> <p><i>NONE</i></p>				



 Signature

09-27-16

 Date




Entry 9 BOT Table


Created: 07/27/2017 • Last updated: 07/28/2017

(tab across or use scroll bar at bottom of table)

1. Current Board Member Information

	Trustee Name	Email Addresses	Position on the Board	Committee Affiliations	Voting Member Per By Laws? (Y/N)	Area of Expertise, and/or Additional Role at School (parent, staff member, etc.)	Number of Terms Served and Length of Each (Include election date and term expiration)	Number of Board Mtgs Attended during 2016-17?
1	Evelyn DeJesus		Chair/Board President		Yes	UFT Vice President of Education	Evelyn DeJesus has been on the BOT since the School's inception. For the past 4 years she has served as Board Chair, a position re-elected each year.	7

2	Jackie Bennett	[REDACTED]			Yes	UFT Assistant to the President	Two three years each (02/14 02/20)	7
3	Monique Davy	[REDACTED]	Secretary	Finance, Enrollment	Yes	School Counselor	Two three years each (02/14 02/20)	6
4	Burton Sacks	[REDACTED]	Treasurer	Finance	Yes	Non affiliated trustee · Senior experience at NYCDOE, UFT, CUNY.		5 or less
5	Selena Vargas	[REDACTED]		Enrollment	Yes	Non affiliated trustee · Former student at UFTCS. Currently student teaching at NYCDOE.	Two three years each (02/14 02/20)	6
6	Shirnette	[REDACTED]		Enrollment	Yes	Non affiliated trustee · Parent of	One three years	8

	Oliver					UFTCS student and PTA member.	(11/15-11/18)	
7	VACANT				No			
8								
9								
10								
11								
12								
13								
14								
15								
16								
17								
18								
19								
20								

2. Total Number of Members on June 30, 2016 6

3. Total Number of Members Joining the Board 2016-17 School Year 0

4. Total Number of Members Departing the Board during the 2016-17 School Year 0

5. Number of Voting Members 6
**2016-17, as set by the by-laws,
resolution or minutes**

6. Number of Board Meetings 7
**Conducted in the 2016-17 School
Year**

7. Number of Board Meetings 6
**Scheduled for the [2017-18](#)
School Year**

Thank you.



Entry 11 Enrollment and Retention of Special Populations

Created: 07/19/2017 • Last updated: 07/29/2017

Instructions for Reporting Enrollment and Retention Strategies

Describe the efforts the charter school has made in 2016 2017 toward meeting targets to attract and retain enrollment of students with disabilities, English language learners, and students who are economically disadvantaged. In addition, describe the school’s plans for meeting or making progress toward meeting its enrollment and retention targets in 2017 2018.

Recruitment/Attraction Efforts Toward Meeting Targets

	Describe Efforts Toward Meeting Recruitment Targets 2016 17)	Describe Plans Toward Meeting Recruitment Targets 2017 18)
Economically Disadvantaged	In 2016 17 we have: Distribute flyers at the local public housing complexes. Distribute flyers at local businesses and free health care providers.	In addition to 2016 17 efforts we will: Establish a relationship with NYCHA housing tenant association to present at meetings Establish relationships with local public assistance providers, food banks and shelters. Establish relationships with local district 19 middle schools
English Language Learners	In 2016 17 we have: Full Color Page advertisement in EL Diario Newspaper (Charter School Special Edition Insert) Provide Bi Lingual staff at HS School Fairs and Open Houses	In addition to 2016 17 efforts we will: Have all recruitment materials and applications materials printed in English, Spanish and Arabic. Advertise in local non English newspapers Establish relationships with organizations that service immigrants Provide Spanish and Arabic interpreters at Open Houses
Students with Disabilities	In 2016 17 we have: Foster a relationship with the Committee for Special Education for District 19.	In addition to 2016 17 efforts we will: Develop and distribute materials that talk about the special education program at The UFT Charter School Hold public meetings in the community geared toward families of special education students.

Retention Efforts Toward Meeting Targets

	Describe Efforts Toward Meeting Retention Targets 2016 17)	Describe Plans Toward Meeting Retention Targets 2017 18)
Economically Disadvantaged	Provide a strong instructional program Included/eligible for all school activities	
English Language Learners	Provide a strong instructional program Included/eligible for all school activities small group setting Monitor individual student academic progress Provide academic interventions and instructional modifications as needed	Provide Rosetta Stone to assist with quicker English Language acquisition
Students with Disabilities	Provide a strong instructional program Included/eligible for all school activities small group setting Provide academic interventions and instructional modifications as needed	Develop in class and whole school RTI system Monitor individual student academic progress



Entry 12 Classroom Teacher and Administrator Attrition

Last updated: 07/19/2017

Report changes in teacher and administrator staffing.

Instructions for completing the Classroom Teacher and Administrator Attrition Tables

Charter schools must complete the two tables named 2016-2017 Classroom Teacher and Administrator Attrition to report changes in teacher and administrator staffing in 2016-2017. Please provide the full time equivalent (FTE) of staff on June 30, 2016; the FTE for any departed staff from July 1, 2016 through June 30, 2017; the FTE for added staff from July 1, 2016 through June 30, 2017; and the FTE of staff added in newly created positions from July 1, 2016 through June 30, 2017 using the two tables provided.

Classroom Teacher Attrition Table

	FTE Classroom Teachers on June 30, 2016	FTE Classroom Teachers Departed 7/1/16 6/30/17	FTE Classroom Teachers Filling Vacant Positions 7/1/16 6/30/17	FTE Classroom Teachers Added in New Positions 7/1/16 6/30/17	FTE of Classroom Teachers on June 30, 2017
	23	3	3	1	24

Administrator Position Attrition Table

	FTE Administrative Positions on June 30, 2016	FTE Administrators Departed 7/1/16 6/30/17	FTE Administrators Filling Vacant Positions 7/1/16 6/30/17	FTE Administrators Added in New Positions 7/1/16 6/30/17	FTE Administrative Positions on June 30, 2017
	2	0	1	1	3

Thank you

August 2017

Sun	Mon	Tue	Wed	Thu	Fri	Sat
		1	2	3	4	5
6	7	8	9	10	11	12
13	14	15	16	17	18	19
20	21 <i>Summer Institute</i> <i>9am—2pm</i>	22 <i>Summer Institute</i> <i>9am—2pm</i>	23 <i>Summer Institute</i> <i>9am—2pm</i>	24 <i>Summer Institute</i> <i>9am—2pm</i>	25 <i>Summer Institute</i> <i>9am—2pm</i>	26
27	28 <i>Summer Institute</i> <i>9am—2pm</i> <i>*Orientation*</i> <i>10am-12pm</i>	29	30	31		

September 2017

Sun	Mon	Tue	Wed	Thu	Fri	Sat
					1	2
3	4 No School	5 <i>Staff Officially Reports</i>	6	7 <i>First Day of School for Students</i> <i>MPI Begins</i>	8	9
10	11	12	13	14	15	16 <i>City Wide HS Fair</i>
17 <i>City Wide HS Fair</i>	18	19	20	21 No School	22 No School	23
24	25	26	27	28 <i>Back to School Night & Open House</i> <i>4:30pm-7:30pm</i>	29	30

October 2017

Sun	Mon	Tue	Wed	Thu	Fri	Sat
1	2	3	4	5	6	7
8	9 No School	10	11	12	13	14 <i>Brooklyn HS Fair</i>
15 <i>Brooklyn HS Fair</i>	16	17 <i>Open House 10am-12pm</i>	18	19	20 <i>MP1 Ends</i>	21 <i>Open House 10am-12pm</i>
22	23 <i>MP2 Begins</i>	24	25 <i>PSAT DAY Grade 9, 10, 11</i>	26 <i>Grades Due COB</i>	27	28
29	30	31				

November 2017

Sun	Mon	Tue	Wed	Thu	Fri	Sat
			1	2 <i>Half Day</i> <i>PTC</i> <i>1-3</i> <i>4-7</i>	3	4
5	6	7 <i>PD Day</i> <i>NO Students</i>	8	9	10	11
12	13	14	15	16	17	18 <i>Open House</i> <i>10am-12pm</i>
19	20	21	22	23 No School	24 No School	25
26	27	28	29	30		

December 2017

Sun	Mon	Tue	Wed	Thu	Fri	Sat
					1 <i>MP2 Ends</i>	2
3	4 <i>MP3 Begins</i>	5	6 <i>Grades Due COB</i>	7	8	9
10	11	12	13	14	15	16 <i>Open House 10am-12pm</i>
17	18	19	20	21	22	23
24	25 No School	26 No School	27 No School	28 No School	29 No School	30
31						

January 2018

Sun	Mon	Tue	Wed	Thu	Fri	Sat
	1 No School	2	3	4	5	6
7	8	9	10	11	12	13
14	15 No School	16	17	18	19 <i>MP3 Ends</i>	20
21	22 <i>Regents Exams No Classes</i>	23 <i>Regents Exams No Classes</i>	24 <i>Regents Exams No Classes Grades Due COB</i>	25 <i>Regents Exams No Classes</i>	26 <i>Regents Exams No Classes</i>	27
28	29 <i>PD Day NO Students</i>	30 <i>MPI Begins</i>	31			

February 2018

Sun	Mon	Tue	Wed	Thu	Fri	Sat
				1	2	3
4	5	6	7	8	9	10
11	12	13	14	15	16 No School	17
18	19 No School	20 No School	21 No School	22 No School	23 No School	24
25	26	27	28			

March 2018

Sun	Mon	Tue	Wed	Thu	Fri	Sat
				1	2	3
4	5	6	7	8	9	10
11	12	13	14 <i>MP1 Ends</i>	15 <i>MP2 Begins</i>	16	17
18	19 <i>Grades Due COB</i>	20	21 <i>SAT DAY</i>	22 <i>Half Day PTC 1-3 4-7</i>	23	24
25	26	27	28	29	30 No School	31

April 2018

Sun	Mon	Tue	Wed	Thu	Fri	Sat
1	2 No School	3 No School	4 No School	5 No School	6 No School	7
8	9	10	11	12	13	14
15	16	17	18	19	20	21
22	23	24	25	26 <i>MP2 Ends</i>	27 <i>MP3 Begins</i>	28
29	30					

May 2018

Sun	Mon	Tue	Wed	Thu	Fri	Sat
		1 <i>Grades Due COB</i>	2 <i>PTC 4-7</i>	3	4	5
6	7	8	9	10	11	12
13	14	15	16	17	18	19
20	21	22	23	24	25	26
27	28 No School	29	30	31		

June 2018

Sun	Mon	Tue	Wed	Thu	Fri	Sat
<i>NOTE: THIS CALENDAR REFLECTS 182 DAYS</i>					1 <i>MP3 Ends</i>	2
3	4	5 <i>Regents Exams No Classes</i>	6	7 <i>PD Day NO Students</i>	8 <i>Grades Due COB</i>	9
10	11	12 <i>Regents Exams No Classes</i>	13 <i>Regents Exams No Classes</i>	14 <i>Regents Exams No Classes</i>	15 No School	16
17	18 <i>Regents Exams No Classes</i>	19 <i>Regents Exams No Classes</i>	20 <i>Regents Exams No Classes</i>	21 <i>Regents Exams No Classes</i>	22 <i>Regents Exams No Classes</i>	23
24	25	26 <i>LAST DAY OF SCHOOL</i>	27	28	29	30