



# Entry 1 School Information

Created: 07/20/2017 • Last updated: 07/26/2017

Please be advised that you will need to complete this cover page (including signatures) before all of the other tasks assigned to you by your authorizer are visible on your task page. While completing this task, please ensure that you select the correct authorizer (**as of June 30, 2017**) or you may not be assigned the correct tasks.

**a. SCHOOL NAME AND BEDS#** UNIVERSITY PREPARATORY CS FOR YOUNG MEN (SUNY Trustees)  
(Select name from the drop down menu)

**b. CHARTER AUTHORIZER** SUNY Authorized Charter School  
(For technical reasons, please re select authorizer name from the drop down menu).

**c. DISTRICT / CSD OF LOCATION** Rochester

## d1. SCHOOL INFORMATION

	PRIMARY ADDRESS	PHONE NUMBER	FAX NUMBER	EMAIL ADDRESS
	1290 Lake Ave Rochester, NY 14613	[REDACTED]	[REDACTED]	[REDACTED]

## d2. PHONE CONTACT NUMBER FOR AFTER HOURS EMERGENCIES

Contact Name	Joseph Munno
Title	President
Emergency Phone Number (### ### ####)	[REDACTED]

**e. SCHOOL WEB ADDRESS (URL)** <http://www.upreprochester.org/>

**f. DATE OF INITIAL CHARTER** 02/2010

**g. DATE FIRST OPENED FOR INSTRUCTION** 09/2010

**i. TOTAL ENROLLMENT ON JUNE 30, 2017** 386

**j. GRADES SERVED IN SCHOOL YEAR 2016-17**

Check all that apply

Grades Served	7, 8, 9, 10, 11, 12
---------------	---------------------

**k1. DOES THE SCHOOL CONTRACT WITH A CHARTER OR EDUCATIONAL MANAGEMENT ORGANIZATION?** No


**11. FACILITIES**

Does the school maintain or operate multiple sites?

No, just one site.
--------------------

**12. SCHOOL SITES**

Please list the sites where the school will operate for the upcoming school year.

	Physical Address	Phone Number	District/CSD	Grades Served at Site	School at Full Capacity at Site	Facilities Agreement
Site 1 (same as primary site)	1290 Lake Ave Rochester, NY 14613		ROCHESTER CITY SD	7 12	Yes	Own
Site 2						
Site 3						

**l2a. Please provide the contact information for Site 1.**

	Name	Work Phone	Alternate Phone	Email Address
School Leader	Jospeh Munno	[REDACTED]	[REDACTED]	[REDACTED]
Operational Leader				
Compliance Contact				
Complaint Contact				

**m1. Is the school or are the school sites co-located?** No

**n1. Were there any revisions to the school's charter during the 2016-17 school year? (Please include approved or pending material and non-material charter revisions).** No

**o. Name and Position of Individual(s) Who Completed the 2016-17 Annual Report.** Joseph Munno

**p. Our signatures below attest that all of the information contained herein is truthful and accurate and that this charter school is in compliance with all aspects of its charter, and with all pertinent Federal, State, and local laws, regulations, and rules. We understand that if any information in any part of this report is found to have been deliberately misrepresented, that will constitute grounds for the revocation of our charter. Check YES if you agree and then use the mouse on your PC or the stylist on your mobile device to sign your name).**

Yes

**Signature, Head of Charter School**

A handwritten signature in black ink, appearing to read "Joseph Munno". The signature is fluid and cursive, with the first name "Joseph" written in a more structured, blocky style and the last name "Munno" in a more flowing, cursive style.

**Signature, President of the Board of Trustees**

A handwritten signature in black ink, appearing to read "Edward Gordon". The signature is fluid and cursive, with the first name "Edward" written in a more structured, blocky style and the last name "Gordon" in a more flowing, cursive style.

**Date**

2017/07/26

**Thank you.**



# Entry 2 NYS School Report Card Link

Last updated: 07/20/2017

---

## 1. NEW YORK STATE REPORT CARD

<https://data.nysed.gov/profile.php?instid=800000067651>

**Provide a direct URL or web link to the most recent New York State School Report Card for the charter school (See <https://reportcards.nysed.gov/>).**

(Charter schools completing year one will not yet have a School Report Card or link to one. Please type "URL is not available" in the space provided).



# Entry 4 Expenditures per Child

Created: 07/20/2017 • Last updated: 07/25/2017

## Financial Information

This information is required of ALL charter schools. Provide the following measures of fiscal performance of the charter school in Appendix B (Total Expenditures and Administrative Expenditures Per Child):

### 1. Total Expenditures Per Child

To calculate '**Total Expenditures per Child**' take total expenditures (from the unaudited 2016-17 Schedule of Functional Expenses) and divide by the year end FTE student enrollment. (Integers Only. No dollar signs or commas).

**Note:** The information on the Schedule of Functional Expenses on pages 41-43 of the Audit Guide can help schools locate the amounts to use in the two per pupil calculations: <http://www.p12.nysed.gov/psc/AuditGuide.html>

Line 1: Total Expenditures	6276566
Line 2: Year End FTE student enrollment	373
Line 3: Divide Line 1 by Line 2	16827

## 2. Administrative Expenditures per Child

To calculate **'Administrative Expenditures per Child'** To calculate "Administrative Expenditures per Child" first *add* together the following:

1. Take the relevant portion from the 'personnel services cost' row and the 'management and general' column (from the unaudited 2016 17 Schedule of Functional Expenses)
2. Any contracted administrative/management fee paid to other organizations or corporations
3. Take the total from above and divide it by the year end FTE enrollment. The relevant portion that must be included in this calculation is defined as follows:

Administrative Expenditures: Administration and management of the charter school includes the activities and personnel of the offices of the chief school officer, the finance or business offices, school operations personnel, data management and reporting, human resources, technology, etc. It also includes those administrative and management services provided by other organizations or corporations on behalf of the charter school for which the charter school pays a fee or other compensation. Do not include the FTE of personnel whose role is to directly support the instructional program.

### Notes:

**The information on the Schedule of Functional Expenses on pages 41-43 of the Audit Guide can help schools locate the amounts to use in the two per pupil calculations:**

**<http://www.p12.nysed.gov/psc/AuditGuide.html>.**

**Employee benefit costs or expenditures should not be reported in the above calculations.**

Line 1: Relevant Personnel Services Cost (Row)	349765
Line 2: Management and General Cost (Column)	309003
Line 3: Sum of Line 1 and Line 2	654768
Line 5: Divide Line 3 by the Year End FTE student enrollment	1755

**Thank you.**



**GENERAL INSTRUCTIONS FOR  
ANNUAL BUDGET/QUARTERLY REPORT**

**TEMPLATE TABS**

**1- GRAY tab contains the Instructions**




<a href="#">Instructions</a>	Provides description of tabs and input requirements.
<a href="#">Funding by District</a>	Charter School Tuition Rates

**2- BLUE tabs require input of information**

<a href="#">1.) Name of School</a>	>Select school name from list. >Enter contact information.
<a href="#">2.) Enrollment</a>	Enter enrollment information for Annual Budget (& Revisions) and Quarterly Actuals. Includes: >Enrollment by Grade >Enrollment by District
<a href="#">3.) Staffing Plan</a>	Enter staffing plan information for Annual Budget (& Revisions) and Quarterly Actuals. Includes: >Full Time Equivalent (FTE), by Position Category, By Quarter
<a href="#">4.) Yearly Budget</a>	Enter Yearly Budget information. Includes: >"Pior Year" column may be completed based upon preliminary data, and adjusted with Annual Audited data when the Quarter 2 Actuals are being submitted. (Note: Quarterly Revenue allocation may be set) >Budgeted Enrollment data and Per Pupil Revenue for the current year are populated based upon input on tab "2.) Enrollment." >Budgeted FTE for current year is populated based upon input on tab "3.) Staffing Plan." >All other sources of revenue >All expenses >Budget Revisions, as necessary and <i>approved</i> by the school's Board of Directors, should be submitted when submitting Quarterly Actuals.
<a href="#">5.) Balance Sheet</a>	Enter Balance Sheet information for EdCorps. Separate schools merged into a primary EdCorp should NOT use this tab. >"Pior Year" column may be completed based upon preliminary data, and adjusted with Annual Audited data when the Quarter 2 Actuals are being submitted.

<a href="#">6.) Quarterly Report</a>	Enter Actual Quarterly Report information . Includes: >Actual Enrollment data and Per Pupil Revenue for the current year are populated based upon input on tab "2.) Enrollment." >Actual FTE for current year is populated based upon input on tab "3.) Staffing Plan." >All other sources of revenue >All expenses
<a href="#">7.) Annual Report Requirement</a>	Complete when submitting Actual Quarter 4.

**CELL COLORS & GUIDANCE COMMENTS**

-  = Enter information into the light BLUE shaded cells.
-  = Cells labeled in ORANGE containe guidance regarding the input of information.
-  = Cells containing RED triangles in the upper right corner contain "guidance comments" on that particular line item. Please "mouse-over" the triangle to reveal each comment.

**Charter Funding Alphabetical By NYS School District**  
**\* (Sum of Charter School Basic Tuition and Supplemental Basic Tuition)**



**ANNUAL BUDGET & QUARTERLY REPORT TEMPLATE**

**University Preparatory Charter School for Young Men**

**SCHOOL**

<b>Name:</b>	University Preparatory Charter School for Young Men
--------------	---

**CONTACT INFORMATION**

<b>Contact Name:</b>	Joseph Munno
<b>Contact Title:</b>	President
<b>Contact Email:</b>	[REDACTED]
<b>Contact Phone:</b>	[REDACTED]

**REPORT PERIOD**

<b>Current Academic Year:</b>	2017-18
<b>Prior Academic Year:</b>	2016-17









REPARATORY CHARTER SCHOOL  
2017-18

UNIVERSITY PREPARATORY CHARTER SCHOOL FOR YOUNG MEN  
2017-18

PLAN - FULL TIME EQUIVALENT

STAFFING PLAN - FULL TIME EQUIVALENT ("FTE")

**\*NOTE:** Enter the number of FTE positions in the "blue" cells.

**\*NOTE:** If there are NO budget revisions at the time of quarterly submittal leave the 'REVISED' Column(s) COMPLETELY BLANK.

ADMINISTRATIVE PERSONNEL FTE	ADMINISTRATIVE PERSONNEL FTE	PRIOR YEAR
		2016-17
		ACTUAL
Executive Management	Executive Management	
Instructional Management	Instructional Management	
Deans, Directors & Coordinators	Deans, Directors & Coordinators	
CFO / Director of Finance	CFO / Director of Finance	
Operation / Business Manager	Operation / Business Manager	
Administrative Staff	Administrative Staff	
<b>TOTAL ADMINISTRATIVE STAFF</b>	<b>TOTAL ADMINISTRATIVE STAFF</b>	0.0

ANNUAL BUDGETED FTE							
Q1		Q2		Q3		Q4	
Original	Revised	Original	Revised	Original	Revised	Original	Revised
1.0		1.0		1.0		1.0	
5.5		5.5		5.5		5.5	
6.0		6.0		6.0		6.0	
1.0		1.0		1.0		1.0	
3.0		3.0		3.0		3.0	
16.5	0.0	16.5	0.0	16.5	0.0	16.5	0.0

INSTRUCTIONAL PERSONNEL FTE	INSTRUCTIONAL PERSONNEL FTE	PRIOR YEAR
		2016-17
		ACTUAL
Teachers - Regular	Teachers - Regular	
Teachers - SPED	Teachers - SPED	
Substitute Teachers	Substitute Teachers	
Teaching Assistants	Teaching Assistants	
Specialty Teachers	Specialty Teachers	
Aides	Aides	
Therapists & Counselors	Therapists & Counselors	
Other	Other	
<b>TOTAL INSTRUCTIONAL</b>	<b>TOTAL INSTRUCTIONAL</b>	0.0

ANNUAL BUDGETED FTE							
Q1		Q2		Q3		Q4	
Original	Revised	Original	Revised	Original	Revised	Original	Revised
26.0		26.0		26.0		26.0	
6.0		6.0		6.0		6.0	
14.0		14.0		14.0		14.0	
2.0		2.0		2.0		2.0	
48.0	0.0	48.0	0.0	48.0	0.0	48.0	0.0

NON-INSTRUCTIONAL PERSONNEL FTE	NON-INSTRUCTIONAL PERSONNEL FTE	PRIOR YEAR
		2016-17
		ACTUAL
Nurse	Nurse	
Librarian	Librarian	
Custodian	Custodian	
Security	Security	
Other	Other	
<b>TOTAL NON-INSTRUCTIONAL</b>	<b>TOTAL NON-INSTRUCTIONAL</b>	0.0

ANNUAL BUDGETED FTE							
Q1		Q2		Q3		Q4	
Original	Revised	Original	Revised	Original	Revised	Original	Revised
5.0		5.0		5.0		5.0	
3.0		3.0		3.0		3.0	
3.0		3.0		3.0		3.0	
11.0	0.0	11.0	0.0	11.0	0.0	11.0	0.0

<b>TOTAL PERSONNEL SERVICE FTE</b>	<b>TOTAL PERSONNEL SERVICE FTE</b>	0.0
------------------------------------	------------------------------------	-----

75.5	0.0	75.5	0.0	75.5	0.0	75.5	0.0
------	-----	------	-----	------	-----	------	-----

**REPARATORY CHARTER SCHOO  
2017-18**

**PLAN - FULL TIME EQUIVALENT**

**\*NOTE:** Enter the number of FTE positions in the "blue" cells. *Should be input.*

**\*NOTE:** State the assumptions that are being made for personnel FTE levels.

<b>ADMINISTRATIVE PERSONNEL FTE</b>		<b>Description of Assumptions</b>
	<b>Q4</b>	
	<b>Actual</b>	
Executive Management		
Instructional Management		
Deans, Directors & Coordinators		
CFO / Director of Finance		
Operation / Business Manager		
Administrative Staff		
<b>TOTAL ADMINISTRATIVE STAFF</b>	0.0	

<b>INSTRUCTIONAL PERSONNEL FTE</b>		<b>Description of Assumptions</b>
	<b>Q4</b>	
	<b>Actual</b>	
Teachers - Regular		
Teachers - SPED		
Substitute Teachers		
Teaching Assistants		
Specialty Teachers		
Aides		
Therapists & Counselors		
Other		
<b>TOTAL INSTRUCTIONAL</b>	0.0	

<b>NON-INSTRUCTIONAL PERSONNEL FTE</b>		<b>Description of Assumptions</b>
	<b>Q4</b>	
	<b>Actual</b>	
Nurse		
Librarian		
Custodian		
Security		
Other		
<b>TOTAL NON-INSTRUCTIONAL</b>	0.0	

<b>TOTAL PERSONNEL SERVICE FTE</b>	0.0	
------------------------------------	-----	--



**UNIVERSITY PREPARATORY CHARTER SCHOOL FOR YOUNG MEN**  
**Budget / Operating Plan**  
**2017-18**

<b>Total Revenue</b>	-	<b>1,400,630</b>	-	-	<b>1,848,058</b>	-	-	<b>1,801,558</b>
<b>Total Expenses</b>	-	<b>1,547,825</b>	-	-	<b>1,487,320</b>	-	-	<b>1,534,158</b>
<b>Net Income</b>	-	<b>(147,195)</b>	-	-	<b>360,738</b>	-	-	<b>267,400</b>
<b>Actual Student Enrollment</b>	-	<b>428</b>	-	-	<b>428</b>	-	-	<b>428</b>
	<b>Prior Year Actual</b>	<b>1st Quarter - 7/1 - 9/30</b>			<b>2nd Quarter - 10/1 - 12/31</b>			<b>3rd Q</b>
	<b>2016-17</b>	<b>Original</b>	<b>Revised</b>		<b>Original</b>	<b>Revised</b>		<b>Original</b>
	<b>Revenue Per Pupil</b>	<b>Budget</b>	<b>Budget</b>	<b>Variance</b>	<b>Budget</b>	<b>Budget</b>	<b>Variance</b>	<b>Budget</b>
Charter School Program (CSP) Planning & Implementation				-			-	
Other				-			-	
Other				-			-	
<b>TOTAL REVENUE FROM FEDERAL SOURCES</b>	-	-	-	-	154,500	-	-	108,000
<b>LOCAL and OTHER REVENUE</b>								
Contributions and Donations				-			-	
Fundraising				-			-	
Erate Reimbursement				-			-	
Earnings on Investments				-			-	
Interest Income				-			-	
Food Service (Income from meals)				-			-	
Text Book				-			-	
OTHER				-			-	
<b>TOTAL REVENUE FROM LOCAL and OTHER SOURCES</b>	-	-	-	-	-	-	-	-
<b>TOTAL REVENUE</b>	-	<b>1,400,630</b>	-	-	<b>1,848,058</b>	-	-	<b>1,801,558</b>

**UNIVERSITY PREPARATORY CHARTER SCHOOL FOR YOUNG MEN**  
**Budget / Operating Plan**  
**2017-18**

<b>Total Revenue</b>	-	<b>1,400,630</b>	-	-	<b>1,848,058</b>	-	-	<b>1,801,558</b>
<b>Total Expenses</b>	-	<b>1,547,825</b>	-	-	<b>1,487,320</b>	-	-	<b>1,534,158</b>
<b>Net Income</b>	-	<b>(147,195)</b>	-	-	<b>360,738</b>	-	-	<b>267,400</b>
<b>Actual Student Enrollment</b>	-	<b>428</b>	-	-	<b>428</b>	-	-	<b>428</b>
	<b>Prior Year Actual</b>	<b>1st Quarter - 7/1 - 9/30</b>			<b>2nd Quarter - 10/1 - 12/31</b>			<b>3rd Q</b>
	<b>2016-17</b>	<b>Original</b>	<b>Revised</b>	<b>Variance</b>	<b>Original</b>	<b>Revised</b>	<b>Variance</b>	<b>Original</b>
	<b>Revenue Per Pupil</b>	<b>Budget</b>	<b>Budget</b>		<b>Budget</b>	<b>Budget</b>		<b>Budget</b>

**EXPENSES**

**ADMINISTRATIVE STAFF PERSONNEL COSTS**

Avg. No. of Positions

Executive Management	1.00	37,805		-	32,405		-	37,805	
Instructional Management	5.50	112,697		-	96,598		-	112,697	
Deans, Directors & Coordinators	6.00	93,034		-	79,743		-	93,034	
CFO / Director of Finance	-			-			-		
Operation / Business Manager	1.00	12,513		-	10,725		-	12,513	
Administrative Staff	3.00	33,457		-	28,678		-	33,457	
<b>TOTAL ADMINISTRATIVE STAFF</b>	<b>16.50</b>	<b>-</b>	<b>289,507</b>	<b>-</b>	<b>-</b>	<b>248,149</b>	<b>-</b>	<b>-</b>	<b>289,507</b>

**INSTRUCTIONAL PERSONNEL COSTS**

Teachers - Regular	26.00	323,217		-	277,043		-	323,217	
Teachers - SPED	6.00	79,544		-	68,181		-	79,544	
Substitute Teachers	-			-			-		
Teaching Assistants	-			-			-		
Specialty Teachers	14.00	172,786		-	148,102		-	172,786	
Aides	-			-			-		
Therapists & Counselors	2.00	24,231		-	20,769		-	24,231	
Other	-			-			-		
<b>TOTAL INSTRUCTIONAL</b>	<b>48.00</b>	<b>-</b>	<b>599,778</b>	<b>-</b>	<b>-</b>	<b>514,096</b>	<b>-</b>	<b>-</b>	<b>599,778</b>

**NON-INSTRUCTIONAL PERSONNEL COSTS**

Nurse	-			-			-		
Librarian	-			-			-		
Custodian	5.00	46,199		-	39,599		-	46,199	
Security	3.00	19,965		-	17,113		-	19,965	
Other	3.00	20,200		-	17,314		-	20,200	
<b>TOTAL NON-INSTRUCTIONAL</b>	<b>11.00</b>	<b>-</b>	<b>86,364</b>	<b>-</b>	<b>-</b>	<b>74,027</b>	<b>-</b>	<b>-</b>	<b>86,364</b>

**SUBTOTAL PERSONNEL SERVICE COSTS**

	75.50	-	975,649	-	-	836,271	-	-	975,649
<b>PAYROLL TAXES AND BENEFITS</b>									
Payroll Taxes		108,108		-	108,108		-	108,108	
Fringe / Employee Benefits		124,338		-	124,338		-	124,338	

**UNIVERSITY PREPARATORY CHARTER SCHOOL FOR YOUNG MEN**  
**Budget / Operating Plan**  
**2017-18**

		-	1,400,630	-	-	1,848,058	-	-	1,801,558
<b>Total Revenue</b>		-	1,400,630	-	-	1,848,058	-	-	1,801,558
<b>Total Expenses</b>		-	1,547,825	-	-	1,487,320	-	-	1,534,158
<b>Net Income</b>		-	(147,195)	-	-	360,738	-	-	267,400
<b>Actual Student Enrollment</b>		-	428	-	-	428	-	-	428
		Prior Year Actual	1st Quarter - 7/1 - 9/30			2nd Quarter - 10/1 - 12/31			3rd Q
		2016-17 Revenue Per Pupil	Original Budget	Revised Budget	Variance	Original Budget	Revised Budget	Variance	Original Budget
Retirement / Pension					-	135,000		-	
<b>TOTAL PAYROLL TAXES AND BENEFITS</b>		-	232,446	-	-	367,446	-	-	232,446
<b>TOTAL PERSONNEL SERVICE COSTS</b>									
	75.50	-	1,208,095	-	-	1,203,716	-	-	1,208,095
<b>CONTRACTED SERVICES</b>									
Accounting / Audit			13,000		-			-	2,000
Legal			2,500		-	2,500		-	2,500
Management Company Fee					-			-	
Nurse Services					-			-	
Food Service / School Lunch			25,000		-	68,333		-	68,333
Payroll Services			3,230		-	2,770		-	3,230
Special Ed Services					-			-	
Titlement Services (i.e. Title I)					-			-	
Other Purchased / Professional / Consulting			57,500		-	57,500		-	57,500
<b>TOTAL CONTRACTED SERVICES</b>		-	101,230	-	-	131,103	-	-	133,563

**UNIVERSITY PREPARATORY CHARTER SCHOOL FOR YOUNG MEN**  
**Budget / Operating Plan**  
**2017-18**

<b>Total Revenue</b>	-	<b>1,400,630</b>	-	-	<b>1,848,058</b>	-	-	<b>1,801,558</b>
<b>Total Expenses</b>	-	<b>1,547,825</b>	-	-	<b>1,487,320</b>	-	-	<b>1,534,158</b>
<b>Net Income</b>	-	<b>(147,195)</b>	-	-	<b>360,738</b>	-	-	<b>267,400</b>
<b>Actual Student Enrollment</b>	-	<b>428</b>	-	-	<b>428</b>	-	-	<b>428</b>

	Prior Year Actual	1st Quarter - 7/1 - 9/30			2nd Quarter - 10/1 - 12/31			3rd Q
	2016-17 Revenue Per Pupil	Original Budget	Revised Budget	Variance	Original Budget	Revised Budget	Variance	Original Budget

**SCHOOL OPERATIONS**

Board Expenses		2,250		-	2,250		-	2,250
Classroom / Teaching Supplies & Materials				-			-	
Special Ed Supplies & Materials				-			-	
Textbooks / Workbooks		10,000		-	10,000		-	10,000
Supplies & Materials other		13,750		-	13,750		-	13,750
Equipment / Furniture		5,000		-	5,000		-	5,000
Telephone		5,000		-	5,000		-	5,000
Technology		10,000		-	10,000		-	10,000
Student Testing & Assessment				-			-	5,000
Field Trips				-	10,000		-	10,000
Transportation (student)		6,250		-	6,250		-	6,250
Student Services - other		5,000		-	5,000		-	5,000
Office Expense		9,000		-	17,000		-	17,000
Staff Development		5,000		-	5,000		-	5,000
Staff Recruitment				-			-	
Student Recruitment / Marketing				-			-	5,000
School Meals / Lunch				-			-	
Travel (Staff)		1,250		-	1,250		-	1,250
Fundraising				-			-	
Other		115,250		-	15,250		-	45,250
<b>TOTAL SCHOOL OPERATIONS</b>	-	<b>187,750</b>	-	-	<b>105,750</b>	-	-	<b>145,750</b>

**FACILITY OPERATION & MAINTENANCE**

Insurance		19,500		-	15,500		-	15,500
Janitorial		3,750		-	3,750		-	3,750
Building and Land Rent / Lease / Facility Finance Interest				-			-	
Repairs & Maintenance		10,000		-	10,000		-	10,000
Equipment / Furniture				-			-	
Security				-			-	
Utilities		17,500		-	17,500		-	17,500
<b>TOTAL FACILITY OPERATION &amp; MAINTENANCE</b>	-	<b>50,750</b>	-	-	<b>46,750</b>	-	-	<b>46,750</b>

**DEPRECIATION & AMORTIZATION**

<b>RESERVES / CONTINGENCY</b>				-			-	
-------------------------------	--	--	--	---	--	--	---	--

**UNIVERSITY PREPARATORY CHARTER SCHOOL FOR YOUNG MEN**  
**Budget / Operating Plan**  
**2017-18**

<b>Total Revenue</b>	-	<b>1,400,630</b>	-	-	<b>1,848,058</b>	-	-	<b>1,801,558</b>
<b>Total Expenses</b>	-	<b>1,547,825</b>	-	-	<b>1,487,320</b>	-	-	<b>1,534,158</b>
<b>Net Income</b>	-	<b>(147,195)</b>	-	-	<b>360,738</b>	-	-	<b>267,400</b>
<b>Actual Student Enrollment</b>	-	<b>428</b>	-	-	<b>428</b>	-	-	<b>428</b>
	<b>Prior Year Actual</b>	<b>1st Quarter - 7/1 - 9/30</b>			<b>2nd Quarter - 10/1 - 12/31</b>			<b>3rd C</b>
	<b>2016-17</b>	<b>Original</b>	<b>Revised</b>		<b>Original</b>	<b>Revised</b>		<b>Original</b>
	<b>Revenue Per</b>	<b>Budget</b>	<b>Budget</b>	<b>Variance</b>	<b>Budget</b>	<b>Budget</b>	<b>Variance</b>	<b>Budget</b>
	<b>Pupil</b>							
<b>TOTAL EXPENSES</b>	-	<b>1,547,825</b>	-	-	<b>1,487,320</b>	-	-	<b>1,534,158</b>
<b>NET INCOME</b>	-	<b>(147,195)</b>	-	-	<b>360,738</b>	-	-	<b>267,400</b>



<b>Total Revenue</b>		-	-	<b>2,364,058</b>	-	-
<b>Total Expenses</b>		-	-	<b>1,847,320</b>	-	-
<b>Net Income</b>		-	-	<b>516,738</b>	-	-
<b>Actual Student Enrollment</b>		-	-	<b>428</b>	-	-
		<b>3rd Quarter - 1/1 - 3/31</b>		<b>4th Quarter - 4/1 - 6/30</b>		
		<b>Revised Budget</b>	<b>Variance</b>	<b>Original Budget</b>	<b>Revised Budget</b>	<b>Variance</b>
<b>REVENUE</b>		the 'REVISED' Column(s) COMPLETELY BLANK. ected quarter(s) must be completed on tabs 2, 3 and 4.				
<b>REVENUES FROM STATE SOURCES</b>		2017-18				
<b>Per Pupil Revenue</b>	<b>Per Pupil Rate</b>			<b>25.0%</b>	<b>25.0%</b>	<b>25.0%</b>
ROCHESTER CITY SD	13,090	-	-	1,400,630	-	-
-	-	-	-	-	-	-
-	-	-	-	-	-	-
-	-	-	-	-	-	-
-	-	-	-	-	-	-
-	-	-	-	-	-	-
-	-	-	-	-	-	-
-	-	-	-	-	-	-
-	-	-	-	-	-	-
-	-	-	-	-	-	-
-	-	-	-	-	-	-
-	-	-	-	-	-	-
-	-	-	-	-	-	-
-	-	-	-	-	-	-
-	-	-	-	-	-	-
-	-	-	-	-	-	-
-	-	-	-	-	-	-
-	-	-	-	-	-	-
ALL OTHER School Districts: ( Weighted Avg )	-	-	-	-	-	-
TOTAL Per Pupil Revenue (Weighted Average Per Pupil Funding)	13,090	-	-	1,400,630	-	-
Special Education Revenue			-	292,928		-
Grants						
Stimulus			-			-
DYCD (Department of Youth and Community Development)			-			-
Other			-			-
NYC DoE Rental Assistance						
Other			-			-
TOTAL REVENUE FROM STATE SOURCES		-	-	1,693,558	-	-
<b>REVENUE FROM FEDERAL FUNDING</b>						
IDEA Special Needs			-	51,000		-
Title I			-	165,000		-
Title Funding - Other			-	4,500		-
School Food Service (Free Lunch)			-	100,000		-
Grants						

<b>Total Revenue</b>	-	-	<b>2,364,058</b>	-	-
<b>Total Expenses</b>	-	-	<b>1,847,320</b>	-	-
<b>Net Income</b>	-	-	<b>516,738</b>	-	-
<b>Actual Student Enrollment</b>	-	-	<b>428</b>	-	-
	<b>Quarter - 1/1 - 3/31</b>		<b>4th Quarter - 4/1 - 6/30</b>		
	<b>Revised Budget</b>	<b>Variance</b>	<b>Original Budget</b>	<b>Revised Budget</b>	<b>Variance</b>
Charter School Program (CSP) Planning & Implementation		-			-
Other		-			-
Other		-			-
<b>TOTAL REVENUE FROM FEDERAL SOURCES</b>	-	-	320,500	-	-
<b>LOCAL and OTHER REVENUE</b>					
Contributions and Donations		-			-
Fundraising		-			-
Erate Reimbursement		-			-
Earnings on Investments		-			-
Interest Income		-			-
Food Service (Income from meals)		-			-
Text Book		-			-
OTHER		-	<u>350,000</u>		-
<b>TOTAL REVENUE FROM LOCAL and OTHER SOURCES</b>	-	-	350,000	-	-
<b>TOTAL REVENUE</b>	-	-	<b>2,364,058</b>	-	-

<b>Total Revenue</b>		-	-	<b>2,364,058</b>	-
<b>Total Expenses</b>		-	-	<b>1,847,320</b>	-
<b>Net Income</b>		-	-	<b>516,738</b>	-
<b>Actual Student Enrollment</b>		-	-	<b>428</b>	-
		<b>Quarter - 1/1 - 3/31</b>		<b>4th Quarter - 4/1 - 6/30</b>	
		<b>Revised Budget</b>	<b>Variance</b>	<b>Original Budget</b>	<b>Revised Budget</b>
				<b>Variance</b>	
<b>EXPENSES</b>					
<b>ADMINISTRATIVE STAFF PERSONNEL COSTS</b>		Avg. No. of Positions			
Executive Management	1.00		-	32,405	-
Instructional Management	5.50		-	96,598	-
Deans, Directors & Coordinators	6.00		-	79,743	-
CFO / Director of Finance	-		-		-
Operation / Business Manager	1.00		-	10,725	-
Administrative Staff	3.00		-	28,678	-
<b>TOTAL ADMINISTRATIVE STAFF</b>	<b>16.50</b>	-	-	<b>248,149</b>	-
<b>INSTRUCTIONAL PERSONNEL COSTS</b>					
Teachers - Regular	26.00		-	277,043	-
Teachers - SPED	6.00		-	68,181	-
Substitute Teachers	-		-		-
Teaching Assistants	-		-		-
Specialty Teachers	14.00		-	148,102	-
Aides	-		-		-
Therapists & Counselors	2.00		-	20,769	-
Other	-		-		-
<b>TOTAL INSTRUCTIONAL</b>	<b>48.00</b>	-	-	<b>514,096</b>	-
<b>NON-INSTRUCTIONAL PERSONNEL COSTS</b>					
Nurse	-		-		-
Librarian	-		-		-
Custodian	5.00		-	39,599	-
Security	3.00		-	17,113	-
Other	3.00		-	17,314	-
<b>TOTAL NON-INSTRUCTIONAL</b>	<b>11.00</b>	-	-	<b>74,027</b>	-
<b>SUBTOTAL PERSONNEL SERVICE COSTS</b>		-	-	<b>836,271</b>	-
<b>PAYROLL TAXES AND BENEFITS</b>					
Payroll Taxes			-	108,108	-
Fringe / Employee Benefits			-	124,338	-

<b>Total Revenue</b>		-	-	<b>2,364,058</b>	-	-
<b>Total Expenses</b>		-	-	<b>1,847,320</b>	-	-
<b>Net Income</b>		-	-	<b>516,738</b>	-	-
<b>Actual Student Enrollment</b>		-	-	<b>428</b>	-	-
		<b>Quarter - 1/1 - 3/31</b>		<b>4th Quarter - 4/1 - 6/30</b>		
		<b>Revised Budget</b>	<b>Variance</b>	<b>Original Budget</b>	<b>Revised Budget</b>	<b>Variance</b>
Retirement / Pension			-	<u>135,000</u>		-
TOTAL PAYROLL TAXES AND BENEFITS		-	-	367,446	-	-
<b>TOTAL PERSONNEL SERVICE COSTS</b>			-	1,203,716	-	-
<b>CONTRACTED SERVICES</b>						
Accounting / Audit			-			-
Legal			-	2,500		-
Management Company Fee			-			-
Nurse Services			-			-
Food Service / School Lunch			-	68,333		-
Payroll Services			-	2,770		-
Special Ed Services			-			-
Titlement Services (i.e. Title I)			-			-
Other Purchased / Professional / Consulting			-	<u>57,500</u>		-
<b>TOTAL CONTRACTED SERVICES</b>		-	-	131,103	-	-

<b>Total Revenue</b>	-	-	<b>2,364,058</b>	-	-
<b>Total Expenses</b>	-	-	<b>1,847,320</b>	-	-
<b>Net Income</b>	-	-	<b>516,738</b>	-	-
<b>Actual Student Enrollment</b>	-	-	<b>428</b>	-	-
	<b>Quarter - 1/1 - 3/31</b>		<b>4th Quarter - 4/1 - 6/30</b>		
	<b>Revised Budget</b>	<b>Variance</b>	<b>Original Budget</b>	<b>Revised Budget</b>	<b>Variance</b>
<b>SCHOOL OPERATIONS</b>					
Board Expenses		-	2,250		-
Classroom / Teaching Supplies & Materials		-			-
Special Ed Supplies & Materials		-			-
Textbooks / Workbooks		-	10,000		-
Supplies & Materials other		-	13,750		-
Equipment / Furniture		-	5,000		-
Telephone		-	5,000		-
Technology		-	10,000		-
Student Testing & Assessment		-	5,000		-
Field Trips		-	10,000		-
Transportation (student)		-	6,250		-
Student Services - other		-	5,000		-
Office Expense		-	17,000		-
Staff Development		-	5,000		-
Staff Recruitment		-			-
Student Recruitment / Marketing		-	5,000		-
School Meals / Lunch		-			-
Travel (Staff)		-	1,250		-
Fundraising		-			-
Other		-	<u>15,250</u>		-
<b>TOTAL SCHOOL OPERATIONS</b>	-	-	<b>115,750</b>	-	-
<b>FACILITY OPERATION &amp; MAINTENANCE</b>					
Insurance		-	15,500		-
Janitorial		-	3,750		-
Building and Land Rent / Lease / Facility Finance Interest		-			-
Repairs & Maintenance		-	10,000		-
Equipment / Furniture		-			-
Security		-			-
Utilities		-	<u>17,500</u>		-
<b>TOTAL FACILITY OPERATION &amp; MAINTENANCE</b>	-	-	<b>46,750</b>	-	-
<b>DEPRECIATION &amp; AMORTIZATION</b>		-	<b>350,000</b>		-
<b>RESERVES / CONTINGENCY</b>		-			-

<b>Total Revenue</b>	-	-	<b>2,364,058</b>	-	-
<b>Total Expenses</b>	-	-	<b>1,847,320</b>	-	-
<b>Net Income</b>	-	-	<b>516,738</b>	-	-
<b>Actual Student Enrollment</b>	-	-	<b>428</b>	-	-
	<b>Quarter - 1/1 - 3/31</b>		<b>4th Quarter - 4/1 - 6/30</b>		
	<b>Revised</b>		<b>Original</b>	<b>Revised</b>	
	<b>Budget</b>	<b>Variance</b>	<b>Budget</b>	<b>Budget</b>	<b>Variance</b>
<b>TOTAL EXPENSES</b>	-	-	<u><b>1,847,320</b></u>	-	-
<b>NET INCOME</b>	-	-	<u><b>516,738</b></u>	-	-

<b>Total Revenue</b>	-	-	<b>2,364,058</b>	-	-
<b>Total Expenses</b>	-	-	<b>1,847,320</b>	-	-
<b>Net Income</b>	Quarter - 1/1 - 3/31		<b>516,738</b>	-	-
<b>Actual Student Enrollment</b>	-	-	<b>428</b>	-	-
	Quarter - 1/1 - 3/31		4th Quarter - 4/1 - 6/30		
	<b>Revised</b>		<b>Original</b>	<b>Revised</b>	
	<b>Budget</b>	<b>Variance</b>	<b>Budget</b>	<b>Budget</b>	<b>Variance</b>
<b>ENROLLMENT - *School Districts Are Linked To Above Entries*</b>					
<b>Number of Districts:</b>	-	-	<b>1</b>	-	-
<b>ROCHESTER CITY SD</b>	-	-	<b>428</b>	-	-
-	-	-	-	-	-
-	-	-	-	-	-
-	-	-	-	-	-
-	-	-	-	-	-
-	-	-	-	-	-
-	-	-	-	-	-
-	-	-	-	-	-
-	-	-	-	-	-
-	-	-	-	-	-
-	-	-	-	-	-
-	-	-	-	-	-
-	-	-	-	-	-
-	-	-	-	-	-
-	-	-	-	-	-
-	-	-	-	-	-
-	-	-	-	-	-
-	-	-	-	-	-
ALL OTHER School Districts: ( Weighted Avg )	-	-	-	-	-
<b>TOTAL ENROLLMENT</b>	=	=	<b>428</b>	=	=
<b>REVENUE PER PUPIL</b>	=	=	<b>5,524</b>	=	=
<b>EXPENSES PER PUPIL</b>	-	-	<b>4,316</b>	-	-



**UNIVERSITY PREPARATORY CHARTER SCHOOL FOR YOUNG MEN  
Budget / Operating Plan**

2017-18

<b>Total Revenue</b>	<b>7,414,304</b>	<b>7,414,304</b>	<b>-</b>	<b>7,414,304</b>	<b>7,414,304</b>
<b>Total Expenses</b>	<b>6,416,623</b>	<b>6,416,623</b>	<b>-</b>	<b>(6,416,623)</b>	<b>(6,416,623)</b>
<b>Net Income</b>	<b>997,681</b>	<b>997,681</b>	<b>-</b>	<b>997,681</b>	<b>997,681</b>
<b>Actual Student Enrollment</b>					

	Total Year			VARIANCE	
	Original Budget	Revised Budget	Variance	Original Budget vs. PY Budget	Revised Budget vs. PY Budget
Charter School Program (CSP) Planning & Implementation	-	-	-	-	-
Other	-	-	-	-	-
Other	-	-	-	-	-
<b>TOTAL REVENUE FROM FEDERAL SOURCES</b>	<b>583,000</b>	<b>583,000</b>	<b>-</b>	<b>583,000</b>	<b>583,000</b>
<b>LOCAL and OTHER REVENUE</b>					
Contributions and Donations	-	-	-	-	-
Fundraising	-	-	-	-	-
Erate Reimbursement	-	-	-	-	-
Earnings on Investments	-	-	-	-	-
Interest Income	-	-	-	-	-
Food Service (Income from meals)	-	-	-	-	-
Text Book	-	-	-	-	-
OTHER	<u>350,000</u>	<u>350,000</u>	-	<u>350,000</u>	<u>350,000</u>
<b>TOTAL REVENUE FROM LOCAL and OTHER SOURCES</b>	<b>350,000</b>	<b>350,000</b>	<b>-</b>	<b>350,000</b>	<b>350,000</b>
<b>TOTAL REVENUE</b>	<b><u>7,414,304</u></b>	<b><u>7,414,304</u></b>	<b>-</b>	<b><u>7,414,304</u></b>	<b><u>7,414,304</u></b>

**DESCRIPTION OF ASSUMPTIONS**

**UNIVERSITY PREPARATORY CHARTER SCHOOL FOR YOUNG MEN  
Budget / Operating Plan**

**2017-18**

<b>Total Revenue</b>	<b>7,414,304</b>	<b>7,414,304</b>	<b>-</b>	<b>7,414,304</b>	<b>7,414,304</b>
<b>Total Expenses</b>	<b>6,416,623</b>	<b>6,416,623</b>	<b>-</b>	<b>(6,416,623)</b>	<b>(6,416,623)</b>
<b>Net Income</b>	<b>997,681</b>	<b>997,681</b>	<b>-</b>	<b>997,681</b>	<b>997,681</b>
<b>Actual Student Enrollment</b>					

Total Year			VARIANCE	
Original Budget	Revised Budget	Variance	Original Budget vs. PY Budget	Revised Budget vs. PY Budget

**DESCRIPTION OF ASSUMPTIONS**

**EXPENSES**

**ADMINISTRATIVE STAFF PERSONNEL COSTS**

Avg. No.  
of Positions

Executive Management	1.00	140,420	140,420	-	(140,420)	(140,420)
Instructional Management	5.50	418,591	418,591	-	(418,591)	(418,591)
Deans, Directors & Coordinators	6.00	345,555	345,555	-	(345,555)	(345,555)
CFO / Director of Finance	-	-	-	-	-	-
Operation / Business Manager	1.00	46,476	46,476	-	(46,476)	(46,476)
Administrative Staff	3.00	124,270	124,270	-	(124,270)	(124,270)
<b>TOTAL ADMINISTRATIVE STAFF</b>	<b>16.50</b>	<b>1,075,311</b>	<b>1,075,311</b>	<b>-</b>	<b>(1,075,311)</b>	<b>(1,075,311)</b>

**INSTRUCTIONAL PERSONNEL COSTS**

Teachers - Regular	26.00	1,200,521	1,200,521	-	(1,200,521)	(1,200,521)
Teachers - SPED	6.00	295,450	295,450	-	(295,450)	(295,450)
Substitute Teachers	-	-	-	-	-	-
Teaching Assistants	-	-	-	-	-	-
Specialty Teachers	14.00	641,777	641,777	-	(641,777)	(641,777)
Aides	-	-	-	-	-	-
Therapists & Counselors	2.00	90,000	90,000	-	(90,000)	(90,000)
Other	-	-	-	-	-	-
<b>TOTAL INSTRUCTIONAL</b>	<b>48.00</b>	<b>2,227,747</b>	<b>2,227,747</b>	<b>-</b>	<b>(2,227,747)</b>	<b>(2,227,747)</b>

**NON-INSTRUCTIONAL PERSONNEL COSTS**

Nurse	-	-	-	-	-	-
Librarian	-	-	-	-	-	-
Custodian	5.00	171,597	171,597	-	(171,597)	(171,597)
Security	3.00	74,156	74,156	-	(74,156)	(74,156)
Other	3.00	75,029	75,029	-	(75,029)	(75,029)
<b>TOTAL NON-INSTRUCTIONAL</b>	<b>11.00</b>	<b>320,782</b>	<b>320,782</b>	<b>-</b>	<b>(320,782)</b>	<b>(320,782)</b>

**SUBTOTAL PERSONNEL SERVICE COSTS**

75.50	3,623,840	3,623,840	-	(3,623,840)	(3,623,840)
-------	-----------	-----------	---	-------------	-------------

**PAYROLL TAXES AND BENEFITS**

Payroll Taxes		432,433	432,433	-	(432,433)	(432,433)
Fringe / Employee Benefits		497,350	497,350	-	(497,350)	(497,350)

**UNIVERSITY PREPARATORY CHARTER SCHOOL FOR YOUNG MEN  
Budget / Operating Plan**

2017-18

<b>Total Revenue</b>	<b>7,414,304</b>	<b>7,414,304</b>	<b>-</b>	<b>7,414,304</b>	<b>7,414,304</b>
<b>Total Expenses</b>	<b>6,416,623</b>	<b>6,416,623</b>	<b>-</b>	<b>(6,416,623)</b>	<b>(6,416,623)</b>
<b>Net Income</b>	<b>997,681</b>	<b>997,681</b>	<b>-</b>	<b>997,681</b>	<b>997,681</b>
<b>Actual Student Enrollment</b>					
	<b>Total Year</b>			<b>VARIANCE</b>	
	<b>Original Budget</b>	<b>Revised Budget</b>	<b>Variance</b>	<b>Original Budget vs. PY Budget</b>	<b>Revised Budget vs. PY Budget</b>
Retirement / Pension	<u>270,000</u>	<u>270,000</u>	-	<u>(270,000)</u>	<u>(270,000)</u>
TOTAL PAYROLL TAXES AND BENEFITS	1,199,783	1,199,783	-	(1,199,783)	(1,199,783)
<b>TOTAL PERSONNEL SERVICE COSTS</b>	4,823,623	4,823,623	-	(4,823,623)	(4,823,623)
<b>CONTRACTED SERVICES</b>					
Accounting / Audit	15,000	15,000	-	(15,000)	(15,000)
Legal	10,000	10,000	-	(10,000)	(10,000)
Management Company Fee	-	-	-	-	-
Nurse Services	-	-	-	-	-
Food Service / School Lunch	230,000	230,000	-	(230,000)	(230,000)
Payroll Services	12,000	12,000	-	(12,000)	(12,000)
Special Ed Services	-	-	-	-	-
Titlement Services (i.e. Title I)	-	-	-	-	-
Other Purchased / Professional / Consulting	<u>230,000</u>	<u>230,000</u>	-	<u>(230,000)</u>	<u>(230,000)</u>
<b>TOTAL CONTRACTED SERVICES</b>	497,000	497,000	-	(497,000)	(497,000)

75.50

**DESCRIPTION OF ASSUMPTIONS**

**UNIVERSITY PREPARATORY CHARTER SCHOOL FOR YOUNG MEN**  
**Budget / Operating Plan**

2017-18

<b>Total Revenue</b>	<b>7,414,304</b>	<b>7,414,304</b>	<b>-</b>	<b>7,414,304</b>	<b>7,414,304</b>
<b>Total Expenses</b>	<b>6,416,623</b>	<b>6,416,623</b>	<b>-</b>	<b>(6,416,623)</b>	<b>(6,416,623)</b>
<b>Net Income</b>	<b>997,681</b>	<b>997,681</b>	<b>-</b>	<b>997,681</b>	<b>997,681</b>
<b>Actual Student Enrollment</b>					

	Total Year			VARIANCE	
	Original Budget	Revised Budget	Variance	Original Budget vs. PY Budget	Revised Budget vs. PY Budget

**DESCRIPTION OF ASSUMPTIONS**

**SCHOOL OPERATIONS**

Board Expenses	9,000	9,000	-	(9,000)	(9,000)
Classroom / Teaching Supplies & Materials	-	-	-	-	-
Special Ed Supplies & Materials	-	-	-	-	-
Textbooks / Workbooks	40,000	40,000	-	(40,000)	(40,000)
Supplies & Materials other	55,000	55,000	-	(55,000)	(55,000)
Equipment / Furniture	20,000	20,000	-	(20,000)	(20,000)
Telephone	20,000	20,000	-	(20,000)	(20,000)
Technology	40,000	40,000	-	(40,000)	(40,000)
Student Testing & Assessment	10,000	10,000	-	(10,000)	(10,000)
Field Trips	30,000	30,000	-	(30,000)	(30,000)
Transportation (student)	25,000	25,000	-	(25,000)	(25,000)
Student Services - other	20,000	20,000	-	(20,000)	(20,000)
Office Expense	60,000	60,000	-	(60,000)	(60,000)
Staff Development	20,000	20,000	-	(20,000)	(20,000)
Staff Recruitment	-	-	-	-	-
Student Recruitment / Marketing	10,000	10,000	-	(10,000)	(10,000)
School Meals / Lunch	-	-	-	-	-
Travel (Staff)	5,000	5,000	-	(5,000)	(5,000)
Fundraising	-	-	-	-	-
Other	<u>191,000</u>	<u>191,000</u>	<u>-</u>	<u>(191,000)</u>	<u>(191,000)</u>
<b>TOTAL SCHOOL OPERATIONS</b>	<b>555,000</b>	<b>555,000</b>	<b>-</b>	<b>(555,000)</b>	<b>(555,000)</b>

**FACILITY OPERATION & MAINTENANCE**

Insurance	66,000	66,000	-	(66,000)	(66,000)
Janitorial	15,000	15,000	-	(15,000)	(15,000)
Building and Land Rent / Lease / Facility Finance Interest	-	-	-	-	-
Repairs & Maintenance	40,000	40,000	-	(40,000)	(40,000)
Equipment / Furniture	-	-	-	-	-
Security	-	-	-	-	-
Utilities	<u>70,000</u>	<u>70,000</u>	<u>-</u>	<u>(70,000)</u>	<u>(70,000)</u>
<b>TOTAL FACILITY OPERATION &amp; MAINTENANCE</b>	<b>191,000</b>	<b>191,000</b>	<b>-</b>	<b>(191,000)</b>	<b>(191,000)</b>

**DEPRECIATION & AMORTIZATION**

	350,000	350,000	-	(350,000)	(350,000)
--	---------	---------	---	-----------	-----------

**RESERVES / CONTINGENCY**

	-	-	-	-	-
--	---	---	---	---	---

**UNIVERSITY PREPARATORY CHARTER SCHOOL FOR YOUNG MEN  
Budget / Operating Plan**

2017-18

<b>Total Revenue</b>	7,414,304	7,414,304	-	7,414,304	7,414,304
<b>Total Expenses</b>	6,416,623	6,416,623	-	(6,416,623)	(6,416,623)
<b>Net Income</b>	997,681	997,681	-	997,681	997,681
<b>Actual Student Enrollment</b>					
	<b>Total Year</b>			<b>VARIANCE</b>	
	<b>Original Budget</b>	<b>Revised Budget</b>	<b>Variance</b>	<b>Original Budget vs. PY Budget</b>	<b>Revised Budget vs. PY Budget</b>
<b>TOTAL EXPENSES</b>	<u>6,416,623</u>	<u>6,416,623</u>	-	<u>(6,416,623)</u>	<u>(6,416,623)</u>
<b>NET INCOME</b>	<u>997,681</u>	<u>997,681</u>	-	<u>997,681</u>	<u>997,681</u>

**DESCRIPTION OF ASSUMPTIONS**

**UNIVERSITY PREPARATORY CHARTER SCHOOL FOR YOUNG MEN  
Budget / Operating Plan**

2017-18

<b>Total Revenue</b>	7,414,304	7,414,304	-	7,414,304	7,414,304
<b>Total Expenses</b>	6,416,623	6,416,623	-	(6,416,623)	(6,416,623)
<b>Net Income</b>	997,681	997,681	-	997,681	997,681
<b>Actual Student Enrollment</b>					

**Total Year**

**VARIANCE**

<b>Original Budget</b>	<b>Revised Budget</b>	<b>Variance</b>	<b>Original Budget vs. PY Budget</b>	<b>Revised Budget vs. PY Budget</b>
----------------------------	---------------------------	-----------------	--	---

**DESCRIPTION OF ASSUMPTIONS**

**ENROLLMENT - \*School Districts Are Linked To Above Entries\***

**Number of Districts:**

ROCHESTER CITY SD

- 
- 
- 
- 
- 
- 
- 
- 
- 
- 
- 
- 
- 
- 
- 
- 
- 
- 
- 
- 

ALL OTHER School Districts: ( Weighted Avg )

**TOTAL ENROLLMENT**

**REVENUE PER PUPIL**

**EXPENSES PER PUPIL**

**UNIVERSITY PREPARATORY CHARTER SCHOOL FOR YOUNG MEN  
BALANCE SHEET  
2017-18**

	<u>Prior Year</u>	Q1	Q2	Q3	Q4
	<u>2016-17</u>	<u>As of 9/30</u>	<u>As of 12/31</u>	<u>As of 3/31</u>	<u>As of 6/30</u>
<b><u>ASSETS</u></b>					
<b><u>CURRENT ASSETS</u></b>					
Cash and cash equivalents	-	-	-	-	-
Grants and contracts receivable	-	-	-	-	-
Accounts receivables	-	-	-	-	-
Prepaid Expenses	-	-	-	-	-
Contributions and other receivables	-	-	-	-	-
<b>TOTAL CURRENT ASSETS</b>	-	-	-	-	-
<b><u>PROPERTY, BUILDING AND EQUIPMENT, net</u></b>	-	-	-	-	-
<b><u>OTHER ASSETS</u></b>	-	-	-	-	-
<b>TOTAL ASSETS</b>	-	-	-	-	-
<b><u>LIABILITIES AND NET ASSETS</u></b>					
<b><u>CURRENT LIABILITIES</u></b>					
Accounts payable and accrued expenses	-	-	-	-	-
Accrued payroll and benefits	-	-	-	-	-
Deferred Revenue	-	-	-	-	-
Current maturities of long-term debt	-	-	-	-	-
Short Term Debt - Bonds, Notes Payable	-	-	-	-	-
Other	-	-	-	-	-
<b>TOTAL CURRENT LIABILITIES</b>	-	-	-	-	-
<b><u>LONG-TERM DEBT and NOTES PAYABLE, net current maturities</u></b>	-	-	-	-	-
<b>TOTAL LIABILITIES</b>	-	-	-	-	-
<b><u>NET ASSETS</u></b>					
Unrestricted	-	-	-	-	-
Temporarily restricted	-	-	-	-	-
<b>TOTAL NET ASSETS</b>	-	-	-	-	-
<b>TOTAL LIABILITIES AND NET ASSETS</b>	-	-	-	-	-

Total Revenue	-	1,400,630	-	-	1,848,058	-	-
Total Expenses	-	1,547,825	-	-	1,487,320	-	-
Net Income	-	(147,195)	-	-	360,738	-	-
Actual Student Enrollment	-	428	-	-	428	-	-

*NOTE: Enrollment, Revenue and Expenditure Data IN the 'Total and Variance Analysis' Section is Based on LAST ACTUAL Quarter Completed	1st Quarter - 7/1 - 9/30			2nd Quarter - 10/1 - 12/31			3rd Q
	Actual	Current Budget	Variance	Actual	Current Budget	Variance	Actual

REVENUE							
REVENUES FROM STATE SOURCES							
Per Pupil Revenue	CY Per Pupil Rate						
ROCHESTER CITY SD	13,090		1,400,630	-		1,400,630	-
-	-		-	-		-	-
-	-		-	-		-	-
-	-		-	-		-	-
-	-		-	-		-	-
-	-		-	-		-	-
-	-		-	-		-	-
-	-		-	-		-	-
-	-		-	-		-	-
-	-		-	-		-	-
-	-		-	-		-	-
-	-		-	-		-	-
-	-		-	-		-	-
-	-		-	-		-	-
-	-		-	-		-	-
-	-		-	-		-	-
-	-		-	-		-	-
-	-		-	-		-	-
-	-		-	-		-	-
-	-		-	-		-	-
ALL OTHER School Districts: ( Count = 0 )	-		-	-		-	-
TOTAL Per Pupil Revenue (Weighted Average Per Pupil Funding)	13,090		-	1,400,630	-	-	1,400,630
Special Education Revenue			-	-		292,928	-
Grants							
Stimulus			-	-		-	-
DYCD (Department of Youth and Community Development)			-	-		-	-
Other			-	-		-	-
NYC DoE Rental Assistance			-	-		-	-
Other			-	-		-	-
TOTAL REVENUE FROM STATE SOURCES			-	1,400,630	-	-	1,693,558
REVENUE FROM FEDERAL FUNDING							
IDEA Special Needs			-	-		-	-
Title I			-	-		50,000	-
Title Funding - Other			-	-		4,500	-
School Food Service (Free Lunch)			-	-		100,000	-
Grants							
Charter School Program (CSP) Planning & Implementation			-	-		-	-
Other			-	-		-	-

**UNIVERSITY PREPARATORY CHARTER SCH  
Budget / Operating Pla**

**2017-18**

<b>Total Revenue</b>	-	<b>1,400,630</b>	-	-	<b>1,848,058</b>	-	-
<b>Total Expenses</b>	-	<b>1,547,825</b>	-	-	<b>1,487,320</b>	-	-
<b>Net Income</b>	-	<b>(147,195)</b>	-	-	<b>360,738</b>	-	-
<b>Actual Student Enrollment</b>	-	<b>428</b>	-	-	<b>428</b>	-	-

	1st Quarter - 7/1 - 9/30			2nd Quarter - 10/1 - 12/31			3rd Q
		Current Budget	Variance		Current Budget	Variance	Actual
	Actual			Actual			
*NOTE: Enrollment, Revenue and Expenditure Data IN the 'Total and Variance Analysis' Section is Based on LAST ACTUAL Quarter Completed							
Other		=	=		=	=	
TOTAL REVENUE FROM FEDERAL SOURCES	-	-	-	-	154,500	-	-
<b>LOCAL and OTHER REVENUE</b>							
Contributions and Donations		-	-		-	-	
Fundraising		-	-		-	-	
Erate Reimbursement		-	-		-	-	
Earnings on Investments		-	-		-	-	
Interest Income		-	-		-	-	
Food Service (Income from meals)		-	-		-	-	
Text Book		-	-		-	-	
OTHER		=	=		=	=	
TOTAL REVENUE FROM LOCAL and OTHER SOURCES	-	-	-	-	-	-	-
<b>TOTAL REVENUE</b>	-	<b>1,400,630</b>	-	-	<b>1,848,058</b>	-	-

<b>Total Revenue</b>	-	1,400,630	-	-	1,848,058	-	-
<b>Total Expenses</b>	-	1,547,825	-	-	1,487,320	-	-
<b>Net Income</b>	-	(147,195)	-	-	360,738	-	-
<b>Actual Student Enrollment</b>	-	428	-	-	428	-	-

*NOTE: Enrollment, Revenue and Expenditure Data IN the 'Total and Variance Analysis' Section is Based on LAST ACTUAL Quarter Completed	1st Quarter - 7/1 - 9/30			2nd Quarter - 10/1 - 12/31			3rd Quarter
	Actual	Current Budget	Variance	Actual	Current Budget	Variance	Actual

EXPENSES	Quarter 0 No. of Positions	Actual	Current Budget	Variance	Actual	Current Budget	Variance	Actual
<b>ADMINISTRATIVE STAFF PERSONNEL COSTS</b>								
Executive Management	-		37,805	-		32,405	-	
Instructional Management	-		112,697	-		96,598	-	
Deans, Directors & Coordinators	-		93,034	-		79,743	-	
CFO / Director of Finance	-		-	-		-	-	
Operation / Business Manager	-		12,513	-		10,725	-	
Administrative Staff	-		33,457	-		28,678	-	
<b>TOTAL ADMINISTRATIVE STAFF</b>	-		289,507	-		248,149	-	
<b>INSTRUCTIONAL PERSONNEL COSTS</b>								
Teachers - Regular	-		323,217	-		277,043	-	
Teachers - SPED	-		79,544	-		68,181	-	
Substitute Teachers	-		-	-		-	-	
Teaching Assistants	-		-	-		-	-	
Specialty Teachers	-		172,786	-		148,102	-	
Aides	-		-	-		-	-	
Therapists & Counselors	-		24,231	-		20,769	-	
Other	-		-	-		-	-	
<b>TOTAL INSTRUCTIONAL</b>	-		599,778	-		514,096	-	
<b>NON-INSTRUCTIONAL PERSONNEL COSTS</b>								
Nurse	-		-	-		-	-	
Librarian	-		-	-		-	-	
Custodian	-		46,199	-		39,599	-	
Security	-		19,965	-		17,113	-	
Other	-		20,200	-		17,314	-	
<b>TOTAL NON-INSTRUCTIONAL</b>	-		86,364	-		74,027	-	
<b>SUBTOTAL PERSONNEL SERVICE COSTS</b>	-		975,649	-		836,271	-	
<b>PAYROLL TAXES AND BENEFITS</b>								
Payroll Taxes			108,108	-		108,108	-	
Fringe / Employee Benefits			124,338	-		124,338	-	
Retirement / Pension			-	-		135,000	-	
<b>TOTAL PAYROLL TAXES AND BENEFITS</b>			232,446	-		367,446	-	
<b>TOTAL PERSONNEL SERVICE COSTS</b>	-		1,208,095	-		1,203,716	-	

**UNIVERSITY PREPARATORY CHARTER SCH**  
**Budget / Operating Pla**

**2017-18**

<b>Total Revenue</b>	-	1,400,630	-	-	1,848,058	-	-
<b>Total Expenses</b>	-	1,547,825	-	-	1,487,320	-	-
<b>Net Income</b>	-	(147,195)	-	-	360,738	-	-
<b>Actual Student Enrollment</b>	-	428	-	-	428	-	-

<b>*NOTE: Enrollment, Revenue and Expenditure Data IN the 'Total and Variance Analysis' Section is Based on LAST ACTUAL Quarter Completed</b>	1st Quarter - 7/1 - 9/30			2nd Quarter - 10/1 - 12/31			3rd Q
	Actual	Current Budget	Variance	Actual	Current Budget	Variance	Actual

<b>CONTRACTED SERVICES</b>							
Accounting / Audit		13,000	-		-	-	
Legal		2,500	-		2,500	-	
Management Company Fee		-	-		-	-	
Nurse Services		-	-		-	-	
Food Service / School Lunch		25,000	-		68,333	-	
Payroll Services		3,230	-		2,770	-	
Special Ed Services		-	-		-	-	
Titlement Services (i.e. Title I)		-	-		-	-	
Other Purchased / Professional / Consulting		57,500	-		57,500	-	
<b>TOTAL CONTRACTED SERVICES</b>	-	101,230	-	-	131,103	-	-

<b>Total Revenue</b>	-	<b>1,400,630</b>	-	-	<b>1,848,058</b>	-	-
<b>Total Expenses</b>	-	<b>1,547,825</b>	-	-	<b>1,487,320</b>	-	-
<b>Net Income</b>	-	<b>(147,195)</b>	-	-	<b>360,738</b>	-	-
<b>Actual Student Enrollment</b>	-	<b>428</b>	-	-	<b>428</b>	-	-

<b>*NOTE: Enrollment, Revenue and Expenditure Data IN the 'Total and Variance Analysis' Section is Based on LAST ACTUAL Quarter Completed</b>	<b>1st Quarter - 7/1 - 9/30</b>			<b>2nd Quarter - 10/1 - 12/31</b>			<b>3rd Quarter</b>
	<b>Actual</b>	<b>Current Budget</b>	<b>Variance</b>	<b>Actual</b>	<b>Current Budget</b>	<b>Variance</b>	<b>Actual</b>

**SCHOOL OPERATIONS**

Board Expenses		2,250	-		2,250	-	
Classroom / Teaching Supplies & Materials		-	-		-	-	
Special Ed Supplies & Materials		-	-		-	-	
Textbooks / Workbooks		10,000	-		10,000	-	
Supplies & Materials other		13,750	-		13,750	-	
Equipment / Furniture		5,000	-		5,000	-	
Telephone		5,000	-		5,000	-	
Technology		10,000	-		10,000	-	
Student Testing & Assessment		-	-		-	-	
Field Trips		-	-		10,000	-	
Transportation (student)		6,250	-		6,250	-	
Student Services - other		5,000	-		5,000	-	
Office Expense		9,000	-		17,000	-	
Staff Development		5,000	-		5,000	-	
Staff Recruitment		-	-		-	-	
Student Recruitment / Marketing		-	-		-	-	
School Meals / Lunch		-	-		-	-	
Travel (Staff)		1,250	-		1,250	-	
Fundraising		-	-		-	-	
Other		<u>115,250</u>	-		<u>15,250</u>	-	
<b>TOTAL SCHOOL OPERATIONS</b>		<b>-</b>	<b>187,750</b>	<b>-</b>	<b>-</b>	<b>105,750</b>	<b>-</b>

**FACILITY OPERATION & MAINTENANCE**

Insurance		19,500	-		15,500	-	
Janitorial		3,750	-		3,750	-	
Building and Land Rent / Lease / Facility Finance Interest		-	-		-	-	
Repairs & Maintenance		10,000	-		10,000	-	
Equipment / Furniture		-	-		-	-	
Security		-	-		-	-	
Utilities		<u>17,500</u>	-		<u>17,500</u>	-	
<b>TOTAL FACILITY OPERATION &amp; MAINTENANCE</b>		<b>-</b>	<b>50,750</b>	<b>-</b>	<b>-</b>	<b>46,750</b>	<b>-</b>

**DEPRECIATION & AMORTIZATION  
RESERVES / CONTINGENCY**

		-	-		-	-	
		-	-		-	-	
<b>TOTAL EXPENSES</b>		<b>-</b>	<b>1,547,825</b>	<b>-</b>	<b>-</b>	<b>1,487,320</b>	<b>-</b>

**UNIVERSITY PREPARATORY CHARTER SCH**  
**Budget / Operating Pla**

**2017-18**

<b>Total Revenue</b>	-	1,400,630	-	-	1,848,058	-	-
<b>Total Expenses</b>	-	1,547,825	-	-	1,487,320	-	-
<b>Net Income</b>	-	(147,195)	-	-	360,738	-	-
<b>Actual Student Enrollment</b>	-	428	-	-	428	-	-

<b>*NOTE: Enrollment, Revenue and Expenditure Data IN the 'Total and Variance Analysis' Section is Based on LAST ACTUAL Quarter Completed</b>	1st Quarter - 7/1 - 9/30			2nd Quarter - 10/1 - 12/31			3rd Q
	Actual	Current Budget	Variance	Actual	Current Budget	Variance	Actual
<b>NET INCOME</b>	-	(147,195)	-	-	360,738	-	-





**IOOL FOR YOUNG MEN**

n

<b>Total Revenue</b>	<b>1,801,558</b>	-	-	<b>2,364,058</b>	-
<b>Total Expenses</b>	<b>1,534,158</b>	-	-	<b>1,847,320</b>	-
<b>Net Income</b>	<b>267,400</b>	-	-	<b>516,738</b>	-
<b>Actual Student Enrollment</b>	<b>428</b>	-	-	<b>428</b>	-
	<b>Quarter - 1/1 - 3/31</b>		<b>4th Quarter - 4/1 - 6/30</b>		
*NOTE: Enrollment, Revenue and Expenditure Data IN the 'Total and Variance Analysis' Section is Based on LAST ACTUAL Quarter Completed	<b>Current Budget</b>	<b>Variance</b>	<b>Actual</b>	<b>Current Budget</b>	<b>Variance</b>
	-	-		-	-
Other	-	-		-	-
TOTAL REVENUE FROM FEDERAL SOURCES	108,000	-	-	320,500	-
<b>LOCAL and OTHER REVENUE</b>					
Contributions and Donations	-	-		-	-
Fundraising	-	-		-	-
Erate Reimbursement	-	-		-	-
Earnings on Investments	-	-		-	-
Interest Income	-	-		-	-
Food Service (Income from meals)	-	-		-	-
Text Book	-	-		-	-
OTHER	-	-		350,000	-
TOTAL REVENUE FROM LOCAL and OTHER SOURCES	-	-	-	350,000	-
<b>TOTAL REVENUE</b>	<b>1,801,558</b>	-	-	<b>2,364,058</b>	-

**IOOL FOR YOUNG MEN**

n

<b>Total Revenue</b>	<b>1,801,558</b>	-	-	<b>2,364,058</b>	-
<b>Total Expenses</b>	<b>1,534,158</b>	-	-	<b>1,847,320</b>	-
<b>Net Income</b>	<b>267,400</b>	-	-	<b>516,738</b>	-
<b>Actual Student Enrollment</b>	<b>428</b>	-	-	<b>428</b>	-

<p><b>*NOTE: Enrollment, Revenue and Expenditure Data IN the 'Total and Variance Analysis' Section is Based on LAST ACTUAL Quarter Completed</b></p>	<b>Quarter - 1/1 - 3/31</b>		<b>4th Quarter - 4/1 - 6/30</b>		
	<b>Current Budget</b>	<b>Variance</b>	<b>Actual</b>	<b>Current Budget</b>	<b>Variance</b>

**EXPENSES**

**ADMINISTRATIVE STAFF PERSONNEL COSTS**

	Quarter 0 No. of Positions					
Executive Management	-	37,805	-		32,405	-
Instructional Management	-	112,697	-		96,598	-
Deans, Directors & Coordinators	-	93,034	-		79,743	-
CFO / Director of Finance	-	-	-		-	-
Operation / Business Manager	-	12,513	-		10,725	-
Administrative Staff	-	<u>33,457</u>	-		<u>28,678</u>	-
<b>TOTAL ADMINISTRATIVE STAFF</b>	-	<b>289,507</b>	-	-	<b>248,149</b>	-

**INSTRUCTIONAL PERSONNEL COSTS**

Teachers - Regular	-	323,217	-		277,043	-
Teachers - SPED	-	79,544	-		68,181	-
Substitute Teachers	-	-	-		-	-
Teaching Assistants	-	-	-		-	-
Specialty Teachers	-	172,786	-		148,102	-
Aides	-	-	-		-	-
Therapists & Counselors	-	24,231	-		20,769	-
Other	-	-	-		-	-
<b>TOTAL INSTRUCTIONAL</b>	-	<b>599,778</b>	-	-	<b>514,096</b>	-

**NON-INSTRUCTIONAL PERSONNEL COSTS**

Nurse	-	-	-		-	-
Librarian	-	-	-		-	-
Custodian	-	46,199	-		39,599	-
Security	-	19,965	-		17,113	-
Other	-	<u>20,200</u>	-		<u>17,314</u>	-
<b>TOTAL NON-INSTRUCTIONAL</b>	-	<b>86,364</b>	-	-	<b>74,027</b>	-

**SUBTOTAL PERSONNEL SERVICE COSTS**

**PAYROLL TAXES AND BENEFITS**

Payroll Taxes		108,108	-		108,108	-
Fringe / Employee Benefits		124,338	-		124,338	-
Retirement / Pension		-	-		<u>135,000</u>	-
<b>TOTAL PAYROLL TAXES AND BENEFITS</b>		<b>232,446</b>	-	-	<b>367,446</b>	-

**TOTAL PERSONNEL SERVICE COSTS**

		<b>1,208,095</b>	-	-	<b>1,203,716</b>	-
--	--	------------------	---	---	------------------	---

**IOOL FOR YOUNG MEN**

n

<b>Total Revenue</b>	1,801,558	-	-	2,364,058	-
<b>Total Expenses</b>	1,534,158	-	-	1,847,320	-
<b>Net Income</b>	267,400	-	-	516,738	-
<b>Actual Student Enrollment</b>	428	-	-	428	-

*NOTE: Enrollment, Revenue and Expenditure Data IN the 'Total and Variance Analysis' Section is Based on LAST ACTUAL Quarter Completed	Quarter - 1/1 - 3/31			4th Quarter - 4/1 - 6/30		
	<b>IOOL FOR YOUNG MEN</b>					
	n	Current Budget	Variance	Actual	Current Budget	Variance
<b>CONTRACTED SERVICES</b>						
Accounting / Audit	2,000	-		-	-	
Legal	2,500	-		2,500	-	
Management Company Fee	-	-		-	-	
Nurse Services	-	-		-	-	
Food Service / School Lunch	68,333	-		68,333	-	
Payroll Services	3,230	-		2,770	-	
Special Ed Services	-	-		-	-	
Titlement Services (i.e. Title I)	-	-		-	-	
Other Purchased / Professional / Consulting	57,500	-		57,500	-	
<b>TOTAL CONTRACTED SERVICES</b>	133,563	-	-	131,103	-	

**IOOL FOR YOUNG MEN**

n

<b>Total Revenue</b>	<b>1,801,558</b>	-	-	<b>2,364,058</b>	-
<b>Total Expenses</b>	<b>1,534,158</b>	-	-	<b>1,847,320</b>	-
<b>Net Income</b>	<b>267,400</b>	-	-	<b>516,738</b>	-
<b>Actual Student Enrollment</b>	<b>428</b>	-	-	<b>428</b>	-

*NOTE: Enrollment, Revenue and Expenditure Data IN the 'Total and Variance Analysis' Section is Based on LAST ACTUAL Quarter Completed	Quarter - 1/1 - 3/31		4th Quarter - 4/1 - 6/30		
	Current Budget	Variance	Actual	Current Budget	Variance
<b>SCHOOL OPERATIONS</b>					
Board Expenses	2,250	-		2,250	-
Classroom / Teaching Supplies & Materials	-	-		-	-
Special Ed Supplies & Materials	-	-		-	-
Textbooks / Workbooks	10,000	-		10,000	-
Supplies & Materials other	13,750	-		13,750	-
Equipment / Furniture	5,000	-		5,000	-
Telephone	5,000	-		5,000	-
Technology	10,000	-		10,000	-
Student Testing & Assessment	5,000	-		5,000	-
Field Trips	10,000	-		10,000	-
Transportation (student)	6,250	-		6,250	-
Student Services - other	5,000	-		5,000	-
Office Expense	17,000	-		17,000	-
Staff Development	5,000	-		5,000	-
Staff Recruitment	-	-		-	-
Student Recruitment / Marketing	5,000	-		5,000	-
School Meals / Lunch	-	-		-	-
Travel (Staff)	1,250	-		1,250	-
Fundraising	-	-		-	-
Other	<u>45,250</u>	-		<u>15,250</u>	-
<b>TOTAL SCHOOL OPERATIONS</b>	<b>145,750</b>	-	-	<b>115,750</b>	-
<b>FACILITY OPERATION &amp; MAINTENANCE</b>					
Insurance	15,500	-		15,500	-
Janitorial	3,750	-		3,750	-
Building and Land Rent / Lease / Facility Finance Interest	-	-		-	-
Repairs & Maintenance	10,000	-		10,000	-
Equipment / Furniture	-	-		-	-
Security	-	-		-	-
Utilities	<u>17,500</u>	-		<u>17,500</u>	-
<b>TOTAL FACILITY OPERATION &amp; MAINTENANCE</b>	<b>46,750</b>	-	-	<b>46,750</b>	-
<b>DEPRECIATION &amp; AMORTIZATION</b>	-	-		350,000	-
<b>RESERVES / CONTINGENCY</b>	-	-		-	-
<b>TOTAL EXPENSES</b>	<b><u>1,534,158</u></b>	-	-	<b><u>1,847,320</u></b>	-

IOOL FOR YOUNG MEN					
IOOL FOR YOUNG MEN					
n					
Total Revenue	1,801,558	-	-	2,364,058	-
Total Expenses	1,534,158	-	-	1,847,320	-
Net Income	267,400	-	-	516,738	-
Actual Student Enrollment	428	-	-	428	-
*NOTE: Enrollment, Revenue and Expenditure Data IN the 'Total and Variance Analysis' Section is Based on LAST ACTUAL Quarter Completed		Quarter - 1/1 - 3/31		4th Quarter - 4/1 - 6/30	
		Quarter - 1/1 - 3/31			
		Current Budget	Variance	Actual	Current Budget
NET INCOME	267,400	-	-	516,738	-



**UNIVERSITY PREPARATORY CHARTER SCHOOL FOR  
Budget / Operating Plan**

**2017-18**

<b>Total Revenue</b>	-	-	-	<b>7,414,304</b>	<b>(7,414,304)</b>	-	-	<b>7,414,304</b>
<b>Total Expenses</b>	-	-	-	<b>6,416,623</b>	<b>6,416,623</b>	-	-	<b>6,416,623</b>
<b>Net Income</b>	-	-	-	<b>997,681</b>	<b>(997,681)</b>	-	-	<b>997,681</b>
<b>Actual Student Enrollment</b>	-	-	-			-	-	

**\*NOTE: Enrollment, Revenue and Expenditure Data IN the 'Total and Variance Analysis' Section is Based on LAST ACTUAL Quarter Completed**

**TOTALS AND VARIANCE ANALYSIS**

	<b>Actual</b>	<b>Current Budget (Current Quarter)</b>	<b>Actual vs. Current Budget</b>	<b>Current Budget - TY</b>	<b>Actual vs. Current Budget TY</b>	<b>Original Budget (Current Quarter)</b>	<b>Actual vs. Original Budget</b>	<b>Original Budget -</b>
<b>REVENUE</b>								
<b>REVENUES FROM STATE SOURCES</b>								
Per Pupil Revenue								
<b>ROCHESTER CITY SD</b>			<b>CY Per Pupil Rate</b>					
	-	-	13,090	5,602,520	(5,602,520)	-	-	5,602,520
-	-	-	-	-	-	-	-	-
-	-	-	-	-	-	-	-	-
-	-	-	-	-	-	-	-	-
-	-	-	-	-	-	-	-	-
-	-	-	-	-	-	-	-	-
-	-	-	-	-	-	-	-	-
-	-	-	-	-	-	-	-	-
-	-	-	-	-	-	-	-	-
-	-	-	-	-	-	-	-	-
-	-	-	-	-	-	-	-	-
-	-	-	-	-	-	-	-	-
-	-	-	-	-	-	-	-	-
-	-	-	-	-	-	-	-	-
-	-	-	-	-	-	-	-	-
ALL OTHER School Districts: ( Count = 0 )	-	-	-	-	-	-	-	-
<b>TOTAL Per Pupil Revenue (Weighted Average Per Pupil Funding)</b>	-	-	13,090	5,602,520	(5,602,520)	-	-	5,602,520
Special Education Revenue	-	-	-	878,784	(878,784)	-	-	878,784
Grants								
Stimulus	-	-	-	-	-	-	-	-
DYCD (Department of Youth and Community Development)	-	-	-	-	-	-	-	-
Other	-	-	-	-	-	-	-	-
NYC DoE Rental Assistance	-	-	-	-	-	-	-	-
Other	-	-	-	-	-	-	-	-
<b>TOTAL REVENUE FROM STATE SOURCES</b>	-	-	-	6,481,304	(6,481,304)	-	-	6,481,304
<b>REVENUE FROM FEDERAL FUNDING</b>								
IDEA Special Needs	-	-	-	59,000	(59,000)	-	-	59,000
Title I	-	-	-	215,000	(215,000)	-	-	215,000
Title Funding - Other	-	-	-	9,000	(9,000)	-	-	9,000
School Food Service (Free Lunch)	-	-	-	300,000	(300,000)	-	-	300,000
Grants								
Charter School Program (CSP) Planning & Implementation	-	-	-	-	-	-	-	-
Other	-	-	-	-	-	-	-	-

**UNIVERSITY PREPARATORY CHARTER SCHOOL FOR  
Budget / Operating Plan**

**2017-18**

<b>Total Revenue</b>	-	-	-	<b>7,414,304</b>	<b>(7,414,304)</b>	-	-	<b>7,414,304</b>
<b>Total Expenses</b>	-	-	-	<b>6,416,623</b>	<b>6,416,623</b>	-	-	<b>6,416,623</b>
<b>Net Income</b>	-	-	-	<b>997,681</b>	<b>(997,681)</b>	-	-	<b>997,681</b>
<b>Actual Student Enrollment</b>	-	-	-			-	-	

**\*NOTE: Enrollment, Revenue and Expenditure Data IN the 'Total and Variance Analysis' Section is Based on LAST ACTUAL Quarter Completed**

**TOTALS AND VARIANCE ANALYSIS**

	<b>Actual</b>	<b>Current Budget (Current Quarter)</b>	<b>Actual vs. Current Budget</b>	<b>Current Budget - TY</b>	<b>Actual vs. Current Budget TY</b>	<b>Original Budget (Current Quarter)</b>	<b>Actual vs. Original Budget</b>	<b>Original Budget -</b>
Other	-	-	-	-	-	-	-	-
TOTAL REVENUE FROM FEDERAL SOURCES	-	-	-	583,000	(583,000)	-	-	583,000
<b>LOCAL and OTHER REVENUE</b>								
Contributions and Donations	-	-	-	-	-	-	-	-
Fundraising	-	-	-	-	-	-	-	-
Erate Reimbursement	-	-	-	-	-	-	-	-
Earnings on Investments	-	-	-	-	-	-	-	-
Interest Income	-	-	-	-	-	-	-	-
Food Service (Income from meals)	-	-	-	-	-	-	-	-
Text Book	-	-	-	-	-	-	-	-
OTHER	-	-	-	350,000	(350,000)	-	-	350,000
TOTAL REVENUE FROM LOCAL and OTHER SOURCES	-	-	-	350,000	(350,000)	-	-	350,000
<b>TOTAL REVENUE</b>	-	-	-	<b>7,414,304</b>	<b>(7,414,304)</b>	-	-	<b>7,414,304</b>

**UNIVERSITY PREPARATORY CHARTER SCHOOL FOR**  
**Budget / Operating Plan**

**2017-18**

<b>Total Revenue</b>	-	-	-	<b>7,414,304</b>	<b>(7,414,304)</b>	-	-	<b>7,414,304</b>
<b>Total Expenses</b>	-	-	-	<b>6,416,623</b>	<b>6,416,623</b>	-	-	<b>6,416,623</b>
<b>Net Income</b>	-	-	-	<b>997,681</b>	<b>(997,681)</b>	-	-	<b>997,681</b>
<b>Actual Student Enrollment</b>	-	-	-			-	-	

**\*NOTE: Enrollment, Revenue and Expenditure Data IN the 'Total and Variance Analysis' Section is Based on LAST ACTUAL Quarter Completed**

**TOTALS AND VARIANCE ANALYSIS**

		<b>Current Budget (Current Quarter)</b>	<b>Actual vs. Current Budget</b>	<b>Current Budget - TY</b>	<b>Actual vs. Current Budget TY</b>	<b>Original Budget (Current Quarter)</b>	<b>Actual vs. Original Budget</b>	<b>Original Budget -</b>
<b>EXPENSES</b>	Quarter 0							
<b>ADMINISTRATIVE STAFF PERSONNEL COSTS</b>	No. of Positions							
Executive Management	-	-	-	140,420	140,420	-	-	140,420
Instructional Management	-	-	-	418,591	418,591	-	-	418,591
Deans, Directors & Coordinators	-	-	-	345,555	345,555	-	-	345,555
CFO / Director of Finance	-	-	-	-	-	-	-	-
Operation / Business Manager	-	-	-	46,476	46,476	-	-	46,476
Administrative Staff	-	-	-	124,270	124,270	-	-	124,270
<b>TOTAL ADMINISTRATIVE STAFF</b>	-	-	-	<b>1,075,311</b>	<b>1,075,311</b>	-	-	<b>1,075,311</b>
<b>INSTRUCTIONAL PERSONNEL COSTS</b>								
Teachers - Regular	-	-	-	1,200,521	1,200,521	-	-	1,200,521
Teachers - SPED	-	-	-	295,450	295,450	-	-	295,450
Substitute Teachers	-	-	-	-	-	-	-	-
Teaching Assistants	-	-	-	-	-	-	-	-
Specialty Teachers	-	-	-	641,777	641,777	-	-	641,777
Aides	-	-	-	-	-	-	-	-
Therapists & Counselors	-	-	-	90,000	90,000	-	-	90,000
Other	-	-	-	-	-	-	-	-
<b>TOTAL INSTRUCTIONAL</b>	-	-	-	<b>2,227,747</b>	<b>2,227,747</b>	-	-	<b>2,227,747</b>
<b>NON-INSTRUCTIONAL PERSONNEL COSTS</b>								
Nurse	-	-	-	-	-	-	-	-
Librarian	-	-	-	-	-	-	-	-
Custodian	-	-	-	171,597	171,597	-	-	171,597
Security	-	-	-	74,156	74,156	-	-	74,156
Other	-	-	-	75,029	75,029	-	-	75,029
<b>TOTAL NON-INSTRUCTIONAL</b>	-	-	-	<b>320,782</b>	<b>320,782</b>	-	-	<b>320,782</b>
<b>SUBTOTAL PERSONNEL SERVICE COSTS</b>	-	-	-	<b>3,623,840</b>	<b>3,623,840</b>	-	-	<b>3,623,840</b>
<b>PAYROLL TAXES AND BENEFITS</b>								
Payroll Taxes	-	-	-	432,433	432,433	-	-	432,433
Fringe / Employee Benefits	-	-	-	497,350	497,350	-	-	497,350
Retirement / Pension	-	-	-	270,000	270,000	-	-	270,000
<b>TOTAL PAYROLL TAXES AND BENEFITS</b>	-	-	-	<b>1,199,783</b>	<b>1,199,783</b>	-	-	<b>1,199,783</b>
<b>TOTAL PERSONNEL SERVICE COSTS</b>	-	-	-	<b>4,823,623</b>	<b>4,823,623</b>	-	-	<b>4,823,623</b>

**UNIVERSITY PREPARATORY CHARTER SCHOOL FOR  
Budget / Operating Plan**

**2017-18**

<b>Total Revenue</b>	-	-	-	7,414,304	(7,414,304)	-	-	7,414,304
<b>Total Expenses</b>	-	-	-	6,416,623	6,416,623	-	-	6,416,623
<b>Net Income</b>	-	-	-	997,681	(997,681)	-	-	997,681
<b>Actual Student Enrollment</b>	-	-	-			-	-	

**TOTALS AND VARIANCE ANALYSIS**

**\*NOTE: Enrollment, Revenue and Expenditure Data IN the 'Total and Variance Analysis' Section is Based on LAST ACTUAL Quarter Completed**

	<b>Actual</b>	<b>Current Budget (Current Quarter)</b>	<b>Actual vs. Current Budget</b>	<b>Current Budget - TY</b>	<b>Actual vs. Current Budget TY</b>	<b>Original Budget (Current Quarter)</b>	<b>Actual vs. Original Budget</b>	<b>Original Budget -</b>
<b>CONTRACTED SERVICES</b>								
Accounting / Audit	-	-	-	15,000	15,000	-	-	15,000
Legal	-	-	-	10,000	10,000	-	-	10,000
Management Company Fee	-	-	-	-	-	-	-	
Nurse Services	-	-	-	-	-	-	-	
Food Service / School Lunch	-	-	-	230,000	230,000	-	-	230,000
Payroll Services	-	-	-	12,000	12,000	-	-	12,000
Special Ed Services	-	-	-	-	-	-	-	
Titlement Services (i.e. Title I)	-	-	-	-	-	-	-	
Other Purchased / Professional / Consulting	-	-	-	230,000	230,000	-	-	230,000
<b>TOTAL CONTRACTED SERVICES</b>	-	-	-	497,000	497,000	-	-	497,000

**UNIVERSITY PREPARATORY CHARTER SCHOOL FOR**  
**Budget / Operating Plan**

**2017-18**

<b>Total Revenue</b>	-	-	-	<b>7,414,304</b>	<b>(7,414,304)</b>	-	-	<b>7,414,304</b>
<b>Total Expenses</b>	-	-	-	<b>6,416,623</b>	<b>6,416,623</b>	-	-	<b>6,416,623</b>
<b>Net Income</b>	-	-	-	<b>997,681</b>	<b>(997,681)</b>	-	-	<b>997,681</b>
<b>Actual Student Enrollment</b>	-	-	-			-	-	

**\*NOTE: Enrollment, Revenue and Expenditure Data IN the 'Total and Variance Analysis' Section is Based on LAST ACTUAL Quarter Completed**

**TOTALS AND VARIANCE ANALYSIS**

	<b>Actual</b>	<b>Current Budget (Current Quarter)</b>	<b>Actual vs. Current Budget</b>	<b>Current Budget - TY</b>	<b>Actual vs. Current Budget TY</b>	<b>Original Budget (Current Quarter)</b>	<b>Actual vs. Original Budget</b>	<b>Original Budget -</b>
<b>SCHOOL OPERATIONS</b>								
Board Expenses	-	-	-	9,000	9,000	-	-	9,000
Classroom / Teaching Supplies & Materials	-	-	-	-	-	-	-	-
Special Ed Supplies & Materials	-	-	-	-	-	-	-	-
Textbooks / Workbooks	-	-	-	40,000	40,000	-	-	40,000
Supplies & Materials other	-	-	-	55,000	55,000	-	-	55,000
Equipment / Furniture	-	-	-	20,000	20,000	-	-	20,000
Telephone	-	-	-	20,000	20,000	-	-	20,000
Technology	-	-	-	40,000	40,000	-	-	40,000
Student Testing & Assessment	-	-	-	10,000	10,000	-	-	10,000
Field Trips	-	-	-	30,000	30,000	-	-	30,000
Transportation (student)	-	-	-	25,000	25,000	-	-	25,000
Student Services - other	-	-	-	20,000	20,000	-	-	20,000
Office Expense	-	-	-	60,000	60,000	-	-	60,000
Staff Development	-	-	-	20,000	20,000	-	-	20,000
Staff Recruitment	-	-	-	-	-	-	-	-
Student Recruitment / Marketing	-	-	-	10,000	10,000	-	-	10,000
School Meals / Lunch	-	-	-	-	-	-	-	-
Travel (Staff)	-	-	-	5,000	5,000	-	-	5,000
Fundraising	-	-	-	-	-	-	-	-
Other	-	-	-	<u>191,000</u>	<u>191,000</u>	-	-	<u>191,000</u>
<b>TOTAL SCHOOL OPERATIONS</b>	-	-	-	<b>555,000</b>	<b>555,000</b>	-	-	<b>555,000</b>
<b>FACILITY OPERATION &amp; MAINTENANCE</b>								
Insurance	-	-	-	66,000	66,000	-	-	66,000
Janitorial	-	-	-	15,000	15,000	-	-	15,000
Building and Land Rent / Lease / Facility Finance Interest	-	-	-	-	-	-	-	-
Repairs & Maintenance	-	-	-	40,000	40,000	-	-	40,000
Equipment / Furniture	-	-	-	-	-	-	-	-
Security	-	-	-	-	-	-	-	-
Utilities	-	-	-	<u>70,000</u>	<u>70,000</u>	-	-	<u>70,000</u>
<b>TOTAL FACILITY OPERATION &amp; MAINTENANCE</b>	-	-	-	<b>191,000</b>	<b>191,000</b>	-	-	<b>191,000</b>
<b>DEPRECIATION &amp; AMORTIZATION</b>	-	-	-	<b>350,000</b>	<b>350,000</b>	-	-	<b>350,000</b>
<b>RESERVES / CONTINGENCY</b>	-	-	-	-	-	-	-	-
<b>TOTAL EXPENSES</b>	-	-	-	<b>6,416,623</b>	<b>6,416,623</b>	-	-	<b>6,416,623</b>

**UNIVERSITY PREPARATORY CHARTER SCHOOL FOR**  
**Budget / Operating Plan**

**2017-18**

<b>Total Revenue</b>	-	-	-	7,414,304	(7,414,304)	-	-	7,414,304
<b>Total Expenses</b>	-	-	-	6,416,623	6,416,623	-	-	6,416,623
<b>Net Income</b>	-	-	-	997,681	(997,681)	-	-	997,681
<b>Actual Student Enrollment</b>	-	-	-			-	-	

**TOTALS AND VARIANCE ANALYSIS**

*NOTE: Enrollment, Revenue and Expenditure Data IN the 'Total and Variance Analysis' Section is Based on LAST ACTUAL Quarter Completed		<b>Current</b>	<b>Actual</b>		<b>Actual</b>	<b>Original</b>	<b>Actual</b>	
		<b>Budget</b>	<b>vs.</b>	<b>Current</b>	<b>vs.</b>	<b>Budget</b>	<b>vs.</b>	<b>Original</b>
	<b>Actual</b>	<b>(Current</b>	<b>Current</b>	<b>Budget - TY</b>	<b>Current</b>	<b>(Current</b>	<b>Original</b>	<b>Budget -</b>
		<b>Quarter)</b>	<b>Budget</b>		<b>Budget TY</b>	<b>Quarter)</b>	<b>Budget</b>	
<b>NET INCOME</b>	-	-	-	997,681	(997,681)	-	-	997,681

**UNIVERSITY PREPARATORY CHARTER SCHOOL FOR**  
**Budget Operating Plan**  
**Budget Operating Plan**  
**2017-18**

<b>Total Revenue</b>	-	-	-	7,414,304	(7,414,304)	-	-	7,414,304
<b>Total Expenses</b>	-	-	-	6,416,623	6,416,623	-	-	6,416,623
<b>Net Income</b>	-	-	-	997,681	(997,681)	-	-	997,681
<b>Actual Student Enrollment</b>	-	-	-			-	-	

**TOTALS AND VARIANCE ANALYSIS**

**TOTALS AND VARIANCE ANALYSIS**

**\*NOTE: Enrollment, Revenue and Expenditure Data IN the 'Total and Variance Analysis' Section is Based on LAST ACTUAL Quarter Completed**

<b>Actual</b>	<b>Current Budget (Current Quarter)</b>	<b>Actual vs. Current Budget</b>	<b>Current Budget - TY</b>	<b>Actual vs. Current Budget TY</b>	<b>Original Budget (Current Quarter)</b>	<b>Actual vs. Original Budget</b>	<b>Original Budget -</b>
---------------	---	----------------------------------	----------------------------	-------------------------------------	--	-----------------------------------	--------------------------

**ENROLLMENT - \*School Districts Are Linked To Above Entries\***

**\* Enrollment Data Based on Last Actual Quarter Completed**

ROCHESTER CITY SD	-	-	-		-	-	
-	-	-	-		-	-	
-	-	-	-		-	-	
-	-	-	-		-	-	
-	-	-	-		-	-	
-	-	-	-		-	-	
-	-	-	-		-	-	
-	-	-	-		-	-	
-	-	-	-		-	-	
-	-	-	-		-	-	
-	-	-	-		-	-	
-	-	-	-		-	-	
-	-	-	-		-	-	
-	-	-	-		-	-	
-	-	-	-		-	-	
-	-	-	-		-	-	
-	-	-	-		-	-	
ALL OTHER School Districts: ( Count = 0 )	-	-	-		-	-	
<b>TOTAL ENROLLMENT</b>	-	-	-		-	-	
<b>REVENUE PER PUPIL</b>	-	-	-		-	-	
<b>EXPENSES PER PUPIL</b>	-	-	-		-	-	

**UNG MEN**

<b>Total Revenue</b>		<b>(7,414,304)</b>	-	-
<b>Total Expenses</b>		<b>6,416,623</b>	-	-
<b>Net Income</b>		<b>(997,681)</b>	-	-
<b>Actual Student Enrollment</b>			-	
<p><b>*NOTE: Enrollment, Revenue and Expenditure Data IN the 'Total and Variance Analysis' Section is Based on LAST ACTUAL Quarter Completed</b></p>		<b>Actual vs. Original Budget TY</b>	<b>PY Actual (PY TY / No. of COMPLETED Actual CY</b>	<b>Actual CY vs. Actual PY</b>
<b>REVENUE</b>				
<b>REVENUES FROM STATE SOURCES</b>				
Per Pupil Revenue	<b>CY Per Pupil Rate</b>			
ROCHESTER CITY SD	13,090	(5,602,520)	-	-
-	-	-	-	-
-	-	-	-	-
-	-	-	-	-
-	-	-	-	-
-	-	-	-	-
-	-	-	-	-
-	-	-	-	-
-	-	-	-	-
-	-	-	-	-
-	-	-	-	-
-	-	-	-	-
-	-	-	-	-
-	-	-	-	-
-	-	-	-	-
-	-	-	-	-
-	-	-	-	-
ALL OTHER School Districts: ( Count = 0 )	-	-	-	-
<b>TOTAL Per Pupil Revenue (Weighted Average Per Pupil Funding)</b>	<b>13,090</b>	<b>(5,602,520)</b>	-	-
Special Education Revenue		<b>(878,784)</b>	-	-
Grants				
Stimulus		-	-	-
DYCD (Department of Youth and Community Development)		-	-	-
Other		-	-	-
NYC DoE Rental Assistance		-	-	-
Other		-	-	-
<b>TOTAL REVENUE FROM STATE SOURCES</b>		<b>(6,481,304)</b>	-	-
<b>REVENUE FROM FEDERAL FUNDING</b>				
IDEA Special Needs		<b>(59,000)</b>	-	-
Title I		<b>(215,000)</b>	-	-
Title Funding - Other		<b>(9,000)</b>	-	-
School Food Service (Free Lunch)		<b>(300,000)</b>	-	-
Grants				
Charter School Program (CSP) Planning & Implementation		-	-	-
Other		-	-	-

**UNG MEN**

<b>Total Revenue</b>	<b>(7,414,304)</b>	-	-
<b>Total Expenses</b>	<b>6,416,623</b>	-	-
<b>Net Income</b>	<b>(997,681)</b>	-	-
<b>Actual Student Enrollment</b>		-	
<p><b>*NOTE: Enrollment, Revenue and Expenditure Data IN the 'Total and Variance Analysis' Section is Based on LAST ACTUAL Quarter Completed</b></p>			
	<b>Actual vs. Original Budget TY</b>	<b>PY Actual (PY TY / No. of COMPLETED Actual CY</b>	<b>Actual CY vs. Actual PY</b>
Other	-	-	-
TOTAL REVENUE FROM FEDERAL SOURCES	(583,000)	-	-
<b>LOCAL and OTHER REVENUE</b>			
Contributions and Donations	-	-	-
Fundraising	-	-	-
Erate Reimbursement	-	-	-
Earnings on Investments	-	-	-
Interest Income	-	-	-
Food Service (Income from meals)	-	-	-
Text Book	-	-	-
OTHER	(350,000)	-	-
TOTAL REVENUE FROM LOCAL and OTHER SOURCES	(350,000)	-	-
<b>TOTAL REVENUE</b>	<b>(7,414,304)</b>	-	-

**UNG MEN**

<b>Total Revenue</b>	<b>(7,414,304)</b>	-	-
<b>Total Expenses</b>	<b>6,416,623</b>	-	-
<b>Net Income</b>	<b>(997,681)</b>	-	-
<b>Actual Student Enrollment</b>		-	

**\*NOTE: Enrollment, Revenue and Expenditure Data IN the 'Total and Variance Analysis' Section is Based on LAST ACTUAL Quarter Completed**

Actual vs. Original Budget TY	PY Actual (PY TY / No. of COMPLETED Actual CY	Actual CY vs. Actual PY
--	--	-------------------------------

<b>EXPENSES</b>	Quarter 0 No. of Positions			
<b>ADMINISTRATIVE STAFF PERSONNEL COSTS</b>				
Executive Management	-	140,420	-	-
Instructional Management	-	418,591	-	-
Deans, Directors & Coordinators	-	345,555	-	-
CFO / Director of Finance	-	-	-	-
Operation / Business Manager	-	46,476	-	-
Administrative Staff	-	124,270	-	-
<b>TOTAL ADMINISTRATIVE STAFF</b>	-	<b>1,075,311</b>	-	-
<b>INSTRUCTIONAL PERSONNEL COSTS</b>				
Teachers - Regular	-	1,200,521	-	-
Teachers - SPED	-	295,450	-	-
Substitute Teachers	-	-	-	-
Teaching Assistants	-	-	-	-
Specialty Teachers	-	641,777	-	-
Aides	-	-	-	-
Therapists & Counselors	-	90,000	-	-
Other	-	-	-	-
<b>TOTAL INSTRUCTIONAL</b>	-	<b>2,227,747</b>	-	-
<b>NON-INSTRUCTIONAL PERSONNEL COSTS</b>				
Nurse	-	-	-	-
Librarian	-	-	-	-
Custodian	-	171,597	-	-
Security	-	74,156	-	-
Other	-	75,029	-	-
<b>TOTAL NON-INSTRUCTIONAL</b>	-	<b>320,782</b>	-	-
<b>SUBTOTAL PERSONNEL SERVICE COSTS</b>	-	<b>3,623,840</b>	-	-
<b>PAYROLL TAXES AND BENEFITS</b>				
Payroll Taxes		432,433	-	-
Fringe / Employee Benefits		497,350	-	-
Retirement / Pension		270,000	-	-
<b>TOTAL PAYROLL TAXES AND BENEFITS</b>		<b>1,199,783</b>	-	-
<b>TOTAL PERSONNEL SERVICE COSTS</b>	-	<b>4,823,623</b>	-	-

**UNG MEN**

<b>Total Revenue</b>	<b>(7,414,304)</b>	-	-
<b>Total Expenses</b>	<b>6,416,623</b>	-	-
<b>Net Income</b>	<b>(997,681)</b>	-	-
<b>Actual Student Enrollment</b>		-	
<p><b>*NOTE: Enrollment, Revenue and Expenditure Data IN the 'Total and Variance Analysis' Section is Based on LAST ACTUAL Quarter Completed</b></p>			
	<b>Actual UNG MEN Original Budget TY</b>	<b>PY Actual (PY TY / No. of COMPLETED Actual CY</b>	<b>Actual CY vs. Actual PY</b>
<b>CONTRACTED SERVICES</b>			
Accounting / Audit	15,000	-	-
Legal	10,000	-	-
Management Company Fee	-	-	-
Nurse Services	-	-	-
Food Service / School Lunch	230,000	-	-
Payroll Services	12,000	-	-
Special Ed Services	-	-	-
Titlement Services (i.e. Title I)	-	-	-
Other Purchased / Professional / Consulting	230,000	-	-
<b>TOTAL CONTRACTED SERVICES</b>	<b>497,000</b>	-	-

**UNG MEN**

<b>Total Revenue</b>	<b>(7,414,304)</b>	-	-
<b>Total Expenses</b>	<b>6,416,623</b>	-	-
<b>Net Income</b>	<b>(997,681)</b>	-	-
<b>Actual Student Enrollment</b>		-	
<p><b>*NOTE: Enrollment, Revenue and Expenditure Data IN the 'Total and Variance Analysis' Section is Based on LAST ACTUAL Quarter Completed</b></p>			
	<b>Actual vs. Original Budget TY</b>	<b>PY Actual (PY TY / No. of COMPLETED Actual CY</b>	<b>Actual CY vs. Actual PY</b>
<b>SCHOOL OPERATIONS</b>			
Board Expenses	9,000	-	-
Classroom / Teaching Supplies & Materials	-	-	-
Special Ed Supplies & Materials	-	-	-
Textbooks / Workbooks	40,000	-	-
Supplies & Materials other	55,000	-	-
Equipment / Furniture	20,000	-	-
Telephone	20,000	-	-
Technology	40,000	-	-
Student Testing & Assessment	10,000	-	-
Field Trips	30,000	-	-
Transportation (student)	25,000	-	-
Student Services - other	20,000	-	-
Office Expense	60,000	-	-
Staff Development	20,000	-	-
Staff Recruitment	-	-	-
Student Recruitment / Marketing	10,000	-	-
School Meals / Lunch	-	-	-
Travel (Staff)	5,000	-	-
Fundraising	-	-	-
Other	<u>191,000</u>	-	-
<b>TOTAL SCHOOL OPERATIONS</b>	<b>555,000</b>	-	-
<b>FACILITY OPERATION &amp; MAINTENANCE</b>			
Insurance	66,000	-	-
Janitorial	15,000	-	-
Building and Land Rent / Lease / Facility Finance Interest	-	-	-
Repairs & Maintenance	40,000	-	-
Equipment / Furniture	-	-	-
Security	-	-	-
Utilities	<u>70,000</u>	-	-
<b>TOTAL FACILITY OPERATION &amp; MAINTENANCE</b>	<b>191,000</b>	-	-
<b>DEPRECIATION &amp; AMORTIZATION</b>	<b>350,000</b>	-	-
<b>RESERVES / CONTINGENCY</b>	-	-	-
<b>TOTAL EXPENSES</b>	<b>6,416,623</b>	-	-

<b>UNG MEN</b>
<b>UNG MEN</b>

<b>Total Revenue</b>	(7,414,304)	-	-			
<b>Total Expenses</b>	6,416,623	-	-			
<b>Net Income</b>	(997,681)	-	-			
<b>Actual Student Enrollment</b>		-				
<div style="display: flex; justify-content: space-between;"> <div style="width: 60%; border: 1px solid black; padding: 5px;"> <p><b>*NOTE: Enrollment, Revenue and Expenditure Data IN the 'Total and Variance Analysis' Section is Based on LAST ACTUAL Quarter Completed</b></p> </div> <div style="width: 35%; text-align: center;"> <table style="font-size: small; margin: 0 auto;"> <tr> <td><b>Actual vs. Original Budget TY</b></td> <td><b>PY Actual (PY TY / No. of COMPLETED Actual CY</b></td> <td><b>Actual CY vs. Actual PY</b></td> </tr> </table> </div> </div>				<b>Actual vs. Original Budget TY</b>	<b>PY Actual (PY TY / No. of COMPLETED Actual CY</b>	<b>Actual CY vs. Actual PY</b>
<b>Actual vs. Original Budget TY</b>	<b>PY Actual (PY TY / No. of COMPLETED Actual CY</b>	<b>Actual CY vs. Actual PY</b>				
<b>NET INCOME</b>	(997,681)	-	-			

**UNG MEN**

<b>Total Revenue</b>	(7,414,304)	-	-
<b>Total Expenses</b>	6,416,623	-	-
<b>Net Income</b>	(997,681)	-	-
<b>Actual Student Enrollment</b>		-	

<p><b>*NOTE: Enrollment, Revenue and Expenditure Data IN the 'Total and Variance Analysis' Section is Based on LAST ACTUAL Quarter Completed</b></p>	<b>Actual vs. Original Budget TY</b>	<b>PY Actual (PY TY / No. of COMPLETED Actual CY</b>	<b>Actual CY vs. Actual PY</b>
--	--	--	--

<b>ENROLLMENT - *School Districts Are Linked To Above Entries*</b>			
ROCHESTER CITY SD		-	-
-		-	-
-		-	-
-		-	-
-		-	-
-		-	-
-		-	-
-		-	-
-		-	-
-		-	-
-		-	-
-		-	-
-		-	-
-		-	-
-		-	-
-		-	-
-		-	-
-		-	-
-		-	-
-		-	-
ALL OTHER School Districts: ( Count = 0 )		-	-
<b>TOTAL ENROLLMENT</b>		-	-
<b>REVENUE PER PUPIL</b>		-	-
<b>EXPENSES PER PUPIL</b>		-	-



**Annual Report Requirement**  
*for SUNY Authorized Charter Schools*

**UNIVERSITY PREPARATORY CHARTER SCHOOL FOR YOUNG MEN**  
**2017-18**

Administrative  
expenditures per pupil:

\$0.00

Per NYS Statute

Administrative expenditures per pupil: the sum of all general administration salaries and other general administration expenditures divided by the total number of enrolled students. Employee benefit costs or expenditures should not be reported here.

**\*NOTE: THIS TAB ONLY NEEDS TO BE COMPLETED FOR Q4**



FOR INSTITUTE USE ONLY  
FILING FOR SCHOOL YEAR: \_\_\_\_\_  
DATE RECEIVED: \_\_\_\_\_

**DISCLOSURE OF FINANCIAL INTEREST  
BY A NOT-FOR-PROFIT CHARTER SCHOOL  
EDUCATION CORPORATION TRUSTEE**

- Name of education corporation: University Preparatory School for Young Men
- Trustee's name (print): Sharon L. Dally
- Position(s) on board, if any: (e.g., chair, treasurer, committee chair, etc.):  
Board Member
- Home address: [REDACTED]
- Business Address: \_\_\_\_\_
- Daytime phone: [REDACTED]
- E-mail: [REDACTED]
- Is Trustee an employee of the education corporation? \_\_\_ Yes.  No. If you checked yes, please provide a description of the position you hold, your salary and your start date.  
\_\_\_\_\_
- Identify each interest/transaction (and provide the requested information) that you or any of your immediate family members have held or engaged in with the education corporation during the prior school year. If there has been no such financial interest or transaction, please write "None." Please note that if you answered yes to Question 8, you need not disclose again your employment status, salary, etc.

Date(s)	Nature of Financial Interest/Transaction	Steps Taken to Avoid a Conflict of Interest, (e.g., did not vote, did not participate in discussion)	Identity of Person Holding Interest or Engaging in Transaction (e.g., you and/or immediate family member (name))
<p><i>Please write "None" if applicable. Do not leave this space blank.</i></p> <p><u>None</u> →</p>			

10. Identify each individual, business, corporation, union association, firm, partnership, committee proprietorship, franchise holding company, joint stock company, business or real estate trust, non-profit organization, or other organization or group of people doing business with the education corporation *and* in which such entity, during the preceding school year (July 1 – June 30), you and/or your immediate family member(s) had a financial interest or other relationship. If you are a member, director, officer or employee of an organization formally partnered with the education corporation that is doing business with the education corporation through a management or services agreement, you need not list every transaction between such entity and the education corporation that is pursuant to such agreement; rather, please identify only the name of the entity, your position in the entity as well as the relationship between such entity and the education corporation. If there was no financial interest, please write "None."

Entity Conducting Business with the Education Corporation	Nature of Business Conducted	Approximate Value of the Business Conducted	Name of Trustee and/or Immediate Family Holding an Interest in the Entity Conducting Business with the Education Corporation and the Nature of the Interest	Steps Taken to Avoid Conflict of Interest
<p>Please write "None" if applicable. Do not leave this space blank.</p> <p><i>None</i></p>				

*Sharm Deely*  
 \_\_\_\_\_  
 Signature

*6/13/17*  
 \_\_\_\_\_  
 Date



FOR INSTITUTE USE ONLY
FILING FOR SCHOOL YEAR: _____
DATE RECEIVED: _____

**DISCLOSURE OF FINANCIAL INTEREST  
BY A NOT-FOR-PROFIT CHARTER SCHOOL  
EDUCATION CORPORATION TRUSTEE**

- Name of education corporation: \_\_\_\_\_
- Trustee's name (print): G. Najmah Abdulmateen
- Position(s) on board, if any: (e.g., chair, treasurer, committee chair, etc.): \_\_\_\_\_

4. Home address: \_\_\_\_\_  
\_\_\_\_\_

5. Business Address: \_\_\_\_\_

6. Daytime phone: \_\_\_\_\_

7. E-mail: \_\_\_\_\_

8. Is Trustee an employee of the education corporation? \_\_\_ Yes.  No. If you checked yes, please provide a description of the position you hold, your salary and your start date.  
\_\_\_\_\_

9. Identify each interest/transaction (and provide the requested information) that you or any of your immediate family members have held or engaged in with the education corporation during the prior school year. If there has been no such financial interest or transaction, please write "None." Please note that if you answered yes to Question 8, you need not disclose again your employment status, salary, etc.

Date(s)	Nature of Financial Interest/Transaction	Steps Taken to Avoid a Conflict of Interest, (e.g., did not vote, did not participate in discussion)	Identity of Person Holding Interest or Engaging in Transaction (e.g., you and/or immediate family member (name))
	None		

*Please write "None" if applicable. Do not leave this space blank.*

10. Identify each individual, business, corporation, union association, firm, partnership, committee proprietorship, franchise holding company, joint stock company, business or real estate trust, non-profit organization, or other organization or group of people doing business with the education corporation *and* in which such entity, during the preceding school year (July 1 – June 30), you and/or your immediate family member(s) had a financial interest or other relationship. If you are a member, director, officer or employee of an organization formally partnered with the education corporation that is doing business with the education corporation through a management or services agreement, you need not list every transaction between such entity and the education corporation that is pursuant to such agreement; rather, please identify only the name of the entity, your position in the entity as well as the relationship between such entity and the education corporation. If there was no financial interest, please write "None."

Entity Conducting Business with the Education Corporation	Nature of Business Conducted	Approximate Value of the Business Conducted	Name of Trustee and/or Immediate Family Holding an Interest in the Entity Conducting Business with the Education Corporation and the Nature of the Interest	Steps Taken to Avoid Conflict of Interest
<p>Please write "None" if applicable. Do not leave this space blank.</p> <p style="font-size: 2em; font-family: cursive;">None</p>				

*H. Naymah Abdulmateen*  
 \_\_\_\_\_  
 Signature

*June 13, 2017*  
 \_\_\_\_\_  
 Date



**DISCLOSURE OF FINANCIAL INTEREST  
BY A NOT-FOR-PROFIT CHARTER SCHOOL  
EDUCATION CORPORATION TRUSTEE**

*CHARTER SCHOOL  
YOUNG MEN*

- Name of education corporation: \_\_\_\_\_
- Trustee's name (print): JOSEPH BERTOLA
- Position(s) on board, if any: (e.g., chair, treasurer, committee chair, etc.): \_\_\_\_\_

4. Home address: \_\_\_\_\_

5. Business Address: N/A

6. Daytime phone: \_\_\_\_\_

7. E-mail: \_\_\_\_\_

8. Is Trustee an employee of the education corporation? \_\_\_ Yes.  No. If you checked yes, please provide a description of the position you hold, your salary and your start date.

9. Identify each interest/transaction (and provide the requested information) that you or any of your immediate family members have held or engaged in with the education corporation during the prior school year. If there has been no such financial interest or transaction, please write "None." Please note that if you answered yes to Question 8, you need not disclose again your employment status, salary, etc.


Date(s)	Nature of Financial Interest/Transaction	Steps Taken to Avoid a Conflict of Interest, (e.g., did not vote, did not participate in discussion)	Identity of Person Holding Interest or Engaging in Transaction (e.g., you and/or immediate family member (name))
—	<i>NONE</i>	—	—

*Please write "None" if applicable. Do not leave this space blank.*

10. Identify each individual, business, corporation, union association, firm, partnership, committee proprietorship, franchise holding company, joint stock company, business or real estate trust, non-profit organization, or other organization or group of people doing business with the education corporation *and* in which such entity, during the preceding school year (July 1 – June 30), you and/or your immediate family member(s) had a financial interest or other relationship. If you are a member, director, officer or employee of an organization formally partnered with the education corporation that is doing business with the education corporation through a management or services agreement, you need not list every transaction between such entity and the education corporation that is pursuant to such agreement; rather, please identify only the name of the entity, your position in the entity as well as the relationship between such entity and the education corporation. If there was no financial interest, please write "None."

Entity Conducting Business with the Education Corporation	Nature of Business Conducted	Approximate Value of the Business Conducted	Name of Trustee and/or Immediate Family Holding an Interest in the Entity Conducting Business with the Education Corporation and the Nature of the Interest	Steps Taken to Avoid Conflict of Interest
<p><i>Please write "None" if applicable. Do not leave this space blank.</i></p>				

  
 \_\_\_\_\_  
 Signature

  
 \_\_\_\_\_  
 Date



**DISCLOSURE OF FINANCIAL INTEREST  
BY A NOT-FOR-PROFIT CHARTER SCHOOL  
EDUCATION CORPORATION TRUSTEE**

- Name of education corporation: University Preparatory School for Young Men
- Trustee's name (print): Elizabeth Robinson
- Position(s) on board, if any: (e.g., chair, treasurer, committee chair, etc.): \_\_\_\_\_  
Secretary
- Home address: \_\_\_\_\_
- Business Address: \_\_\_\_\_
- Daytime phone: \_\_\_\_\_
- E-mail: \_\_\_\_\_
- Is Trustee an employee of the education corporation? \_\_\_ Yes.  No. If you checked yes, please provide a description of the position you hold, your salary and your start date.

9. Identify each interest/transaction (and provide the requested information) that you or any of your immediate family members have held or engaged in with the education corporation during the prior school year. If there has been no such financial interest or transaction, please write "None." Please note that if you answered yes to Question 8, you need not disclose again your employment status, salary, etc.

Date(s)	Nature of Financial Interest/Transaction	Steps Taken to Avoid a Conflict of Interest, (e.g., did not vote, did not participate in discussion)	Identity of Person Holding Interest or Engaging in Transaction (e.g., you and/or immediate family member (name))
<p><i>Please write "None" if applicable. Do not leave this space blank.</i></p>			

10. Identify each individual, business, corporation, union association, firm, partnership, committee proprietorship, franchise holding company, joint stock company, business or real estate trust, non-profit organization, or other organization or group of people doing business with the education corporation *and* in which such entity, during the preceding school year (July 1 – June 30), you and/or your immediate family member(s) had a financial interest or other relationship. If you are a member, director, officer or employee of an organization formally partnered with the education corporation that is doing business with the education corporation through a management or services agreement, you need not list every transaction between such entity and the education corporation that is pursuant to such agreement; rather, please identify only the name of the entity, your position in the entity as well as the relationship between such entity and the education corporation. If there was no financial interest, please write "None."

Entity Conducting Business with the Education Corporation	Nature of Business Conducted	Approximate Value of the Business Conducted	Name of Trustee and/or Immediate Family Holding an Interest in the Entity Conducting Business with the Education Corporation and the Nature of the Interest	Steps Taken to Avoid Conflict of Interest
<p>Please write "None" if applicable. Do not leave this space blank.</p> <p><i>none</i></p>				

*Elizabeth Robinson*  
 Signature

0/13/17  
 Date



FOR INSTITUTE USE ONLY
FILING FOR SCHOOL YEAR: _____
DATE RECEIVED: _____

**DISCLOSURE OF FINANCIAL INTEREST  
BY A NOT-FOR-PROFIT CHARTER SCHOOL  
EDUCATION CORPORATION TRUSTEE**

- Name of education corporation: UNIVERSITY CHARTER FOR YOUNG MEN
- Trustee's name (print): DR. EDWARD A. YANSEN.
- Position(s) on board, if any: (e.g., chair, treasurer, committee chair, etc.): \_\_\_\_\_  
BOARD PRESIDENT
- Home address: \_\_\_\_\_
- Business Address: \_\_\_\_\_
- Daytime phone: \_\_\_\_\_
- E-mail: \_\_\_\_\_
- Is Trustee an employee of the education corporation? \_\_\_ Yes.  No. If you checked yes, please provide a description of the position you hold, your salary and your start date.  
\_\_\_\_\_

9. Identify each interest/transaction (and provide the requested information) that you or any of your immediate family members have held or engaged in with the education corporation during the prior school year. If there has been no such financial interest or transaction, please write "None." Please note that if you answered yes to Question 8, you need not disclose again your employment status, salary, etc.

Date(s)	Nature of Financial Interest/Transaction	Steps Taken to Avoid a Conflict of Interest, (e.g., did not vote, did not participate in discussion)	Identity of Person Holding Interest or Engaging in Transaction (e.g., you and/or immediate family member (name))
	<u>NONE</u>		
<i>Please write "None" if applicable. Do not leave this space blank.</i>			

10. Identify each individual, business, corporation, union association, firm, partnership, committee proprietorship, franchise holding company, joint stock company, business or real estate trust, non-profit organization, or other organization or group of people doing business with the education corporation *and* in which such entity, during the preceding school year (July 1 – June 30), you and/or your immediate family member(s) had a financial interest or other relationship. If you are a member, director, officer or employee of an organization formally partnered with the education corporation that is doing business with the education corporation through a management or services agreement, you need not list every transaction between such entity and the education corporation that is pursuant to such agreement; rather, please identify only the name of the entity, your position in the entity as well as the relationship between such entity and the education corporation. If there was no financial interest, please write "None."

Entity Conducting Business with the Education Corporation	Nature of Business Conducted	Approximate Value of the Business Conducted	Name of Trustee and/or Immediate Family Holding an Interest in the Entity Conducting Business with the Education Corporation and the Nature of the Interest	Steps Taken to Avoid Conflict of Interest
<p><i>Please write "None" if applicable. Do not leave this space blank.</i></p>				




Edward A. Hansen  
Signature

6-13-17  
Date



FOR INSTITUTE USE ONLY
FILING FOR SCHOOL YEAR: _____
DATE RECEIVED: _____

**DISCLOSURE OF FINANCIAL INTEREST  
BY A NOT-FOR-PROFIT CHARTER SCHOOL  
EDUCATION CORPORATION TRUSTEE**

- Name of education corporation: University Preparatory for Young Men
- Trustee's name (print): Jeanette Silvers
- Position(s) on board, if any: (e.g., chair, treasurer, committee chair, etc.):  
Program & Accountability Chair
- Home address: 
- Business Address: —
- Daytime phone: 
- E-mail: 
- Is Trustee an employee of the education corporation? \_\_\_ Yes.  No. If you checked yes, please provide a description of the position you hold, your salary and your start date.  
\_\_\_\_\_

9. Identify each interest/transaction (and provide the requested information) that you or any of your immediate family members have held or engaged in with the education corporation during the prior school year. If there has been no such financial interest or transaction, please write "None." Please note that if you answered yes to Question 8, you need not disclose again your employment status, salary, etc.

Date(s)	Nature of Financial Interest/Transaction	Steps Taken to Avoid a Conflict of Interest, (e.g., did not vote, did not participate in discussion)	Identity of Person Holding Interest or Engaging in Transaction (e.g., you and/or immediate family member (name))
<i>Please write "None" if applicable. Do not leave this space blank.</i>			

*None*

10. Identify each individual, business, corporation, union association, firm, partnership, committee proprietorship, franchise holding company, joint stock company, business or real estate trust, non-profit organization, or other organization or group of people doing business with the education corporation *and* in which such entity, during the preceding school year (July 1 – June 30), you and/or your immediate family member(s) had a financial interest or other relationship. If you are a member, director, officer or employee of an organization formally partnered with the education corporation that is doing business with the education corporation through a management or services agreement, you need not list every transaction between such entity and the education corporation that is pursuant to such agreement; rather, please identify only the name of the entity, your position in the entity as well as the relationship between such entity and the education corporation. If there was no financial interest, please write "None."

*None*

Entity Conducting Business with the Education Corporation	Nature of Business Conducted	Approximate Value of the Business Conducted	Name of Trustee and/or Immediate Family Holding an Interest in the Entity Conducting Business with the Education Corporation and the Nature of the Interest	Steps Taken to Avoid Conflict of Interest
<i>Please write "None" if applicable. Do not leave this space blank.</i>				

*Jeanette Silvers*  
Signature

*June 13, 2017*  
Date



10. Identify each individual, business, corporation, union association, firm, partnership, committee proprietorship, franchise holding company, joint stock company, business or real estate trust, non-profit organization, or other organization or group of people doing business with the education corporation *and* in which such entity, during the preceding school year (July 1 – June 30), you and/or your immediate family member(s) had a financial interest or other relationship. If you are a member, director, officer or employee of an organization formally partnered with the education corporation that is doing business with the education corporation through a management or services agreement, you need not list every transaction between such entity and the education corporation that is pursuant to such agreement; rather, please identify only the name of the entity, your position in the entity as well as the relationship between such entity and the education corporation. If there was no financial interest, please write "None."

Entity Conducting Business with the Education Corporation	Nature of Business Conducted	Approximate Value of the Business Conducted	Name of Trustee and/or Immediate Family Holding an Interest in the Entity Conducting Business with the Education Corporation and the Nature of the Interest	Steps Taken to Avoid Conflict of Interest
—	None	—	—	—
<i>Please write "None" if applicable. Do not leave this space blank.</i>				

  
 \_\_\_\_\_  
 Signature

6/13/17  
 \_\_\_\_\_  
 Date



FOR INSTITUTE USE ONLY  
FILING FOR SCHOOL YEAR: \_\_\_\_\_  
DATE RECEIVED: \_\_\_\_\_

DISCLOSURE OF FINANCIAL INTEREST  
BY A NOT-FOR-PROFIT CHARTER SCHOOL  
EDUCATION CORPORATION TRUSTEE

- 1. Name of education corporation: University Preparatory Charter School for Young Men
- 2. Trustee's name (print): Marie Cianca
- 3. Position(s) on board, if any: (e.g., chair, treasurer, committee chair, etc.):  
Board member

- 4. Home address: [Redacted]
- 5. Business Address: [Redacted]
- 6. Daytime phone: [Redacted]
- 7. E-mail: [Redacted]

8. Is Trustee an employee of the education corporation? \_\_\_ Yes.  No. If you checked yes, please provide a description of the position you hold, your salary and your start date.

9. Identify each interest/transaction (and provide the requested information) that you or any of your immediate family members have held or engaged in with the education corporation during the prior school year. If there has been no such financial interest or transaction, please write "None." Please note that if you answered yes to Question 8, you need not disclose again your employment status, salary, etc.

Date(s)	Nature of Financial Interest/Transaction	Steps Taken to Avoid a Conflict of Interest, (e.g., did not vote, did not participate in discussion)	Identity of Person Holding Interest or Engaging in Transaction (e.g., you and/or immediate family member (name))
<i>None</i> <i>Please write "None" if applicable. Do not leave this space blank.</i>			

10. Identify each individual, business, corporation, union association, firm, partnership, committee proprietorship, franchise holding company, joint stock company, business or real estate trust, non-profit organization, or other organization or group of people doing business with the education corporation *and* in which such entity, during the preceding school year (July 1 – June 30), you and/or your immediate family member(s) had a financial interest or other relationship. If you are a member, director, officer or employee of an organization formally partnered with the education corporation that is doing business with the education corporation through a management or services agreement, you need not list every transaction between such entity and the education corporation that is pursuant to such agreement; rather, please identify only the name of the entity, your position in the entity as well as the relationship between such entity and the education corporation. If there was no financial interest, please write "None."

Entity Conducting Business with the Education Corporation	Nature of Business Conducted	Approximate Value of the Business Conducted	Name of Trustee and/or Immediate Family Holding an Interest in the Entity Conducting Business with the Education Corporation and the Nature of the Interest	Steps Taken to Avoid Conflict of Interest
<p><i>Please write "None" if applicable. Do not leave this space blank.</i></p> <p style="font-size: 2em;"><i>None</i></p>				

*Maria Cronca*  
Signature

*6/13/17*  
Date



FOR INSTITUTE USE ONLY
FILING FOR SCHOOL YEAR: _____
DATE RECEIVED: _____

**DISCLOSURE OF FINANCIAL INTEREST  
BY A NOT-FOR-PROFIT CHARTER SCHOOL  
EDUCATION CORPORATION TRUSTEE**

- Name of education corporation: University Preparatory Charter School for Young Men
- Trustee's name (print): Maria Scalise
- Position(s) on board, if any: (e.g., chair, treasurer, committee chair, etc.):  
Vice-President, Chairs Recruitment Committee
- Home address: [REDACTED]
- Business Address: [REDACTED]
- Daytime phone: [REDACTED]
- E-mail: [REDACTED]
- Is Trustee an employee of the education corporation?  Yes.  No. If you checked yes, please provide a description of the position you hold, your salary and your start date.

9. Identify each interest/transaction (and provide the requested information) that you or any of your immediate family members have held or engaged in with the education corporation during the prior school year. If there has been no such financial interest or transaction, please write "None." Please note that if you answered yes to Question 8, you need not disclose again your employment status, salary, etc.

Date(s)	Nature of Financial Interest/Transaction	Steps Taken to Avoid a Conflict of Interest, (e.g., did not vote, did not participate in discussion)	Identity of Person Holding Interest or Engaging in Transaction (e.g., you and/or immediate family member (name))
—	<u>None</u>	_____	
Please write "None" if applicable. Do not leave this space blank.			

10. Identify each individual, business, corporation, union association, firm, partnership, committee proprietorship, franchise holding company, joint stock company, business or real estate trust, non-profit organization, or other organization or group of people doing business with the education corporation *and* in which such entity, during the preceding school year (July 1 – June 30), you and/or your immediate family member(s) had a financial interest or other relationship. If you are a member, director, officer or employee of an organization formally partnered with the education corporation that is doing business with the education corporation through a management or services agreement, you need not list every transaction between such entity and the education corporation that is pursuant to such agreement; rather, please identify only the name of the entity, your position in the entity as well as the relationship between such entity and the education corporation. If there was no financial interest, please write "None."

Entity Conducting Business with the Education Corporation	Nature of Business Conducted	Approximate Value of the Business Conducted	Name of Trustee and/or Immediate Family Holding an Interest in the Entity Conducting Business with the Education Corporation and the Nature of the Interest	Steps Taken to Avoid Conflict of Interest
<p>— none —————</p> <p><i>Please write "None" if applicable. Do not leave this space blank.</i></p>				

*Maria Scalise*

Signature

*June 13, 2017*

Date









# Entry 9 BOT Table

Created: 07/20/2017 • Last updated: 07/31/2017

(tab across or use scroll bar at bottom of table)

## 1. Current Board Member Information

	Trustee Name	Email Addresses	Position on the Board	Committee Affiliations	Voting Member Per By Laws? (Y/N)	Area of Expertise, and/or Additional Role at School (parent, staff member, etc.)	Number of Terms Served and Length of Each (Include election date and term expiration)	Number of Board Mtgs Attended during 2016-17?
1	Edward Yansen	[REDACTED]	Chair/Board President	Chair/Board President	Yes	Psychology/Education Administration	2 Terms (11/1/11-6/30/14, 11/4/14-6/30/18)	11
2	Najmah Abdulmateen	[REDACTED]	Trustee/Member	Trustee/Member	Yes	Program Accountability/Curriculum Instruction	2 Terms (7/1/13-6/30/16, 7/1/16-6/30/19)	9
3	Joseph Bertola	[REDACTED]	Treasurer	Treasurer	Yes	Finance	1 Term (12/1/14-11/30/17)	12
						Progra	3	

4	Marie Cianca		Trustee/Member	Trustee/Member	Yes	m Dev. and Accountability/Curriculum Instruction	Terms (7/1/11 6/30/14, 7/1/14 6/30/17)	10
5	Joshua Fegley		Vice Chair/ Vice President	Vice President	Yes	Policy and By laws/Health Education	2 Terms (7/11/13 6/30/16)	12
6	Maria Scalise		Vice Chair/ Vice President	Vice President	Yes	Public Relations & Marketing	3 Terms (7/1/11 6/30/14, 7/1/14 6/30/17)	11
7	Jeanette Silvers		Trustee/Member	Trustee/Member	Yes	Program Development & Accountability Education	2 Terms (12/11/12 6/30/15, 8/11/15 6/30/18)	8
8	Elizabeth Robinson		Secretary	Secretary	Yes	Behavioral Analyst	2 Terms (1/10/12 6/30/14, 11/4/14 6/30/18)	12
9	Sharon Delly		Trustee/Member	Trustee/Member	Yes		1 Term (8/1/16 7/31/19)	11
10								

11								
12								
13								
14								
15								
16								
17								
18								
19								
20								

**2. Total Number of Members on June 30, 2016** 9

**3. Total Number of Members Joining the Board 2016-17 School Year** 1

**4. Total Number of Members Departing the Board during the 2016-17 School Year** 1

**5. Number of Voting Members 2016-17, as set by the by-laws, resolution or minutes** 11

**6. Number of Board Meetings Conducted in the 2016-17 School Year** 13

**7. Number of Board Meetings Scheduled for the [2017-18](#) School Year** 13

**Thank you.**



# Entry 11 Enrollment and Retention of Special Populations

Created: 07/24/2017 • Last updated: 08/01/2017

---

## [Instructions for Reporting Enrollment and Retention Strategies](#)

Describe the efforts the charter school has made in 2016 2017 toward meeting targets to attract and retain enrollment of students with disabilities, English language learners, and students who are economically disadvantaged. In addition, describe the school's plans for meeting or making progress toward meeting its enrollment and retention targets in 2017 2018.

## Recruitment/Attraction Efforts Toward Meeting Targets

	Describe Efforts Toward Meeting Recruitment Targets 2016 17)	Describe Plans Toward Meeting Recruitment Targets 2017 18)
Economically Disadvantaged	<p>1. An annual presentation made by Mr. Munno at Children's School of Rochester, Rochester International Academy, and Eugenio Maria de Hostos Charter School.</p> <p>2. A recruitment committee was formed as a sub committee of the Board of Trustees in the Fall of 2016. Members include the Board President, School President, Director of the CTE program, and Staff. The sub committee meets monthly to review enrollment status and determine recruitment action items and strategies.</p> <p>The following action have been taken:</p> <p>a. City Bus Campaign. Posters have been placed on Rochester Transit Authority buses which travel throughout the city and surrounding suburbs.</p> <p>b. Billboard Campaign</p> <p>c. Collaboration with Local Churches/ministers. To inform the community about UPrep as a public school and its opportunities, committee members have met with the ministers of local churches.</p> <p>d. UPrep has a long standing relationship with WDKX radio. This radio is most popular with the urban community. Announcements and ads regarding openings at UPrep are made periodically by the school President on air.</p> <p>e. UPrep has purchased a banner that covers the front of the school site advertising the existence of opening at grades 7 11. Since UPrep is located on a main thoroughfare, this banner is visible to thousands who pass by each day.</p>	<p>We continue to build upon the efforts continued in 2016 2017 and have added the following:</p> <p>1. A month long campaign (August 2017) on Channel 8 (WROC) Television</p> <p>2. A month long campaign on WDKX (August 2017) the local channel for our urban population in Rochester.</p> <p>3. Appearances at all summer festivals within the City of Rochester i.e Puerto Rican Festival, Music fest, Jazz Fest etc.</p>
English Language Learners	Same as above	Same as above
Students with Disabilities	Same as above	Same of Above

**Retention Efforts Toward Meeting Targets**

	Describe Efforts Toward Meeting Retention Targets 2016 17)	Describe Plans Toward Meeting Retention Targets 2017 18)
Economically Disadvantaged	This area includes 90% plus of our entire students population. All academic, behavior, and social emotional strategies are applied to all, with individualized attention efforts to each student. The comprehensive approach yields a high level of success and is well received by parent (s) and families.	Same as to the left.
English Language Learners	We have a designated staff member assigned to support the specific needs of ELL students using both the "push in" and pull out" models. Academic progress logs are kept with regular collaboration with parents, showing student progress in all areas of instruction.	Same as to the left.
Students with Disabilities	The education program at UPrep clearly meets the needs of each student at UPrep as specified in each of the students IEP's. Remediation program is offered on a regular and continuous basis via after school tutoring and Saturday morning school. Our first 3 years of graduation(s) has produced 93% 93% 96% graduation rates, respectively, with an student with disabilities in each cohort graduating.	Same as to the left.



# Entry 12 Classroom Teacher and Administrator Attrition

Created: 07/24/2017 • Last updated: 07/31/2017

Report changes in teacher and administrator staffing.

## Instructions for completing the Classroom Teacher and Administrator Attrition Tables

Charter schools must complete the two tables named 2016-2017 Classroom Teacher and Administrator Attrition to report changes in teacher and administrator staffing in 2016-2017. Please provide the full time equivalent (FTE) of staff on June 30, 2016; the FTE for any departed staff from July 1, 2016 through June 30, 2017; the FTE for added staff from July 1, 2016 through June 30, 2017; and the FTE of staff added in newly created positions from July 1, 2016 through June 30, 2017 using the two tables provided.

### Classroom Teacher Attrition Table

	FTE Classroom Teachers on June 30, 2016	FTE Classroom Teachers Departed 7/1/16 6/30/17	FTE Classroom Teachers Filling Vacant Positions 7/1/16 6/30/17	FTE Classroom Teachers Added in New Positions 7/1/16 6/30/17	FTE of Classroom Teachers on June 30, 2017
	50	9	9	3	53

### Administrator Position Attrition Table

	FTE Administrative Positions on June 30, 2016	FTE Administrators Departed 7/1/16 6/30/17	FTE Administrators Filling Vacant Positions 7/1/16 6/30/17	FTE Administrators Added in New Positions 7/1/16 6/30/17	FTE Administrative Positions on June 30, 2017
	5.5	2	1	0	4.5

Thank you

# UPREP Rochester | 2017-2018 CALENDAR



**University Preparatory Charter School for Young Men**  
 1290 Lake Avenue  
 Rochester, NY 14613  
 Office  
 Fax  
**Office Hours:** 7:30am-4:30pm (M-F)  
**School Day:** 8:25am-3:30pm (M,T,TH,F)  
 Wednesday's Dismissal 2:30pm

**Joseph Munno, President**  
 182 Student attendance days

JANUARY 2018						
S	M	T	W	Th	F	S
	1	2	3	4	5	6
7	8	9	10	11	12	13
14	15	16	17	18	19	20
21	22	23	24	25	26	27
28	29	30	31			

**2- New Year's Holiday-No School**  
**2- School Resumes**  
**15 M.L. King Holiday-No school**  
**22-25 Local/Regents Exams**  
**All Grades will be tested**  
**Students report daily**

**Holiday/Recess=RED**  
**First day of school/School Resumes=YELLOW**  
**Local/Regents Exams=GREEN**  
**President's Day/Blue**

AUGUST 2017						
S	M	T	W	Th	F	S
		1	2	3	4	5
6	7	8	9	10	11	12
13	14	15	16	17	18	19
20	21	22	23	24	25	26
27	28	29	30	31		

FEBRUARY 2018						
S	M	T	W	Th	F	S
				1	2	3
4	5	6	7	8	9	10
11	12	13	14	15	16	17
18	19	20	21	22	23	24
25	26	27	28			

**19-23 Mid-Winter Recess -No School**  
**26 - School Resumes**

**4-Labor Day/No school**  
**5 - President's Day/No School - Teacher Work Day**  
**6-First day of School**

SEPTEMBER 2017						
S	M	T	W	Th	F	S
					1	2
3	4	5	6	7	8	9
10	11	12	13	14	15	16
17	18	19	20	21	22	23
24	25	26	27	28	29	30

MARCH 2018						
S	M	T	W	Th	F	S
				1	2	3
4	5	6	7	8	9	10
11	12	13	14	15	16	17
18	19	20	21	22	23	24
25	26	27	28	29	30	31

**30- Good Friday- No School**

**6- President's Day/No School-Teacher Work Day**  
**9- Columbus Day/No School**

OCTOBER 2017						
S	M	T	W	Th	F	S
1	2	3	4	5	6	7
8	9	10	11	12	13	14
15	16	17	18	19	20	21
22	23	24	25	26	27	28
29	30	31				

APRIL 2018						
S	M	T	W	Th	F	S
1	2	3	4	5	6	7
8	9	10	11	12	13	14
15	16	17	18	19	20	21
22	23	24	25	26	27	28
29	30					

**2-6 Spring Recess/No School**  
**23-President's Day/ No School-Teacher Work Day**

**10-Veteran's Day- No School**  
**22-24 -Thanksgiving Holiday- No School**

NOVEMBER 2017						
S	M	T	W	Th	F	S
			1	2	3	4
5	6	7	8	9	10	11
12	13	14	15	16	17	18
19	20	21	22	23	24	25
26	27	28	29	30		

MAY 2018						
S	M	T	W	Th	F	S
		1	2	3	4	5
6	7	8	9	10	11	12
13	14	15	16	17	18	19
20	21	22	23	24	25	26
27	28	29	30	31		

**28 -Memorial Day Recess/No School**

**25-29 -Winter Recess - No School**

DECEMBER 2017						
S	M	T	W	Th	F	S
					1	2
3	4	5	6	7	8	9
10	11	12	13	14	15	16
17	18	19	20	21	22	23
24	25	26	27	28	29	30
31						

JUNE 2018						
S	M	T	W	Th	F	S
					1	2
3	4	5	6	7	8	9
10	11	12	13	14	15	16
17	18	19	20	21	22	23
24	25	26	27	28	29	30

**12 - 21 Local/Regents Exams**  
**All Grades will be tested**  
**Students report daily**  
**21- Last Day of School for Students**